





11  
TREAS.  
HJ  
10  
.A32  
1978  
C-1

# TREASURY

# COMBINED STATEMENT

OF RECEIPTS, EXPENDITURES  
AND BALANCES OF THE  
UNITED STATES GOVERNMENT

FOR THE FISCAL YEAR ENDED SEPTEMBER 30,

1978

U.S. DEPARTMENT OF THE TREASURY.  
FISCAL SERVICE

LIBRARY

JUN 23 1979

FCOM 5004  
TREASURY DEPARTMENT



**THE DEPARTMENT OF THE TREASURY**

**Document No. 3275**

**Fiscal Service**

**Bureau of Government Financial Operations**

---

For sale by the Superintendent of Documents, U.S. Government Printing Office  
Washington, D.C. 20402 - (Paper Cover)  
Stock No. 048-008-00013-5

**CONTENTS**  
**GENERAL**

Letter of the Secretary of the Treasury.....	Page v	Foreword.....	Page 1
--	-----------	---------------	-----------

**PART ONE**  
**FISCAL YEAR 1978 SUMMARIES**

**SECTION I SUMMARY STATEMENTS**

Statement A - United States Government Balance Sheet.....	12	Statement C - United States Government Financing Statement.....	14
Statement B - United States Government Statement of Receipts and Outlays.....	13		

**SECTION II - RELATED SCHEDULES**

Schedule 1 - Analysis of Monetary Assets with the International Monetary Fund.....	16	Schedule 4 - Federal Securities Held as Investments of Government Accounts.....	21
Schedule 2 - The Public Debt (as published in the Monthly Statement of the Public Debt of the United States).....	17	Schedule 5 - Accountability for Cash and Other Assets Held Outside the Treasury Account by Disbursing, Collecting and Other Fiscal Officers.....	24
Schedule 3 - Agency Securities Issued Under Special Financing Authorities.....	19	Schedule 6 - Other United States Treasury Monetary Assets.....	26

**PART TWO**  
**DETAILS OF RECEIPTS**

Table A - Receipts by Source Categories.....	28	Table C - Part 3 - Other Receipt Clearing Accounts.....	96
Table B - Receipts by Organizational Unit.....	48	Table D - Capital Transfers.....	98
Table C - Part 1 - Clearing Accounts for Withheld Federal Individual Income and Federal Insurance Contribution Act Taxes.....	93	Table E - Customs Collections of Duties by District and Ports.....	99
Table C - Part 2 - Budget Clearing Account (suspense).....	94	Table F - Internal Revenue Receipts by States and Districts.....	103

**PART THREE**  
**DETAILS OF APPROPRIATIONS,  
OUTLAYS, AND BALANCES**

**SECTION I - BUDGET EXPENDITURE ACCOUNTS**

Legislative Branch.....	110	Independent Agencies—Continued	
The Judiciary.....	128	Export-Import Bank of the United States.....	418
Executive Office of the President.....	136	Farm Credit Administration.....	419
Funds Appropriated to the President.....	144	Federal Communication Commission.....	419
Department of Agriculture.....	166	Federal Deposit Insurance Corporation.....	420
Department of Commerce.....	194	Federal Election Commission.....	420
Department of Defense.....	214	Federal Home Loan Bank Board.....	420
Department of Energy.....	248	Federal Maritime Commission.....	421
Department of Health, Education, and Welfare.....	256	Federal Mediation and Conciliation Service.....	422
Department of Housing and Urban Development.....	288	Federal Mine Safety and Health Review Commission.....	422
Department of the Interior.....	300	Federal Trade Commission.....	422
Department of Justice.....	326	Foreign Claims Settlement Commission.....	423
Department of Labor.....	332	Harry S Truman Scholarship Foundation.....	423
Department of State.....	342	Historical and Memorial Commissions:	
Department of Transportation.....	350	American Revolution Bicentennial Administration.....	424
The Department of the Treasury.....	372	Other Historical and Memorial Agencies.....	424
Environmental Protection Agency.....	384	Indian Claims Commission.....	425
General Services Administration.....	388	Intergovernmental agencies:	
National Aeronautics and Space Administration.....	398	Advisory Commission on Intergovernmental	
Veterans Administration.....	402	Relations.....	425
Independent Agencies:		Appalachian Regional Commission.....	426
Action.....	408	Delaware River Basin Commission.....	426
Administrative Conference of the United States.....	409	Interstate Commission on the Potomac River Basin.....	427
Advisory Committee on Federal Pay.....	409	Susquehanna River Basin Commission.....	427
Advisory Council on Historic Preservation.....	409	Washington Metropolitan Area Transit Authority.....	428
American Battle Monuments Commission.....	410	Intelligence Community Staff.....	428
Arms Control and Disarmament Agency.....	410	Federal Mine Safety and Health Review Commission.....	428
Board for International Broadcasting.....	411	International Communication Agency.....	428
Central Intelligence Agency.....	411	International Trade Commission.....	433
Civil Aeronautics Board.....	411	Interstate Commerce Commission.....	433
Civil Service Commission.....	412	Legal Services Corporation.....	434
Commission of Fine Arts.....	414	Marine Mammal Commission.....	434
Commission on Civil Rights.....	414	National Capital Planning Commission.....	435
Committee for Purchase of Products and Services of the Blind and Other Severely Handicapped.....	415	National Center for Productivity and Quality of Working Life.....	435
Commodity Futures Trading Commission.....	415	National Commission on Libraries and Information Science.....	436
Community Services Administration.....	415	National Credit Union Administration.....	436
Consumer Product Safety Commission.....	416	National Foundation on the Arts and the Humanities:	
Corporation for Public Broadcasting.....	417	National Endowment for the Arts.....	437
District of Columbia.....	417	National Endowment for the Humanities.....	437
Emergency Loan Guarantee Board.....	418	National Labor Relations Board.....	438
Equal Employment Opportunity Commission.....	418	National Mediation Board.....	439

## CONTENTS

## PART THREE

## DETAILS OF APPROPRIATIONS, OUTLAYS, AND BALANCES - Continued

Independent Agencies--Continued	
National Science Foundation.....	439
National Transportation Safety Board.....	440
Nuclear Regulatory Commission.....	441
Occupational Safety and Health Review Commission....	441
Pennsylvania Avenue Development Corporation.....	441
Postal Service.....	442
Railroad Retirement Board.....	442
Renegotiation Board.....	443
Securities and Exchange Commission.....	444
Selective Service System.....	444
Small Business Administration.....	444
Smithsonian Institution.....	445
Temporary Study Commission:	
Joint Federal-State Land Use Planning Commission	
for Alaska.....	447
Other Temporary Commission.....	448
National Commission on the Observance of	
International Women's Year, 1975.....	450
Tennessee Valley Authority.....	451
United States Metric Board.....	451
United States Railway Association.....	452
Water Resources Council.....	452
Off-budget Federal Agencies.....	458

## SECTION II - DEPOSIT FUND ACCOUNTS

Deposit Fund Accounts.....	462
----------------------------	-----

## PART FOUR

## INFORMATIONAL TABLES

## SECTION I STATEMENT OF APPROPRIATIONS AND AUTHORITIES

Table 1 - Statement of Appropriations and Authorizations, by Act of Congress and Agencies.....	544
--	-----

## SECTION II -- AUTHORITY TO BORROW FROM THE TREASURY AND THE PUBLIC

Introductory Statement to Authority to Borrow From the Treasury and the Public.....	550
Table 2 - Status of Authority to Borrow From the Treasury and the Public, by Agency and Program.....	552
Table 3 - Status of Borrowings From the Treasury Handled as Public Debt Transactions.....	558
Table 4 - Status of Obligational Authority Relating to Public and Agency Debt, Contract Authority, and Certain Permanent Indefinite Appropriations.....	560

## SECTION III - SUMMARY OF BUDGET AUTHORITY, APPROPRIATIONS, OUTLAYS, AND BALANCES

Table G - Summary of Budget Authority (in millions).....	498
Table H - Summary of Receipts, Outlays, and Investments Held.....	499
Table I - Summary of Budget Appropriations, Outlays, and Balances (by Department, by Type of Fund).....	500
Table J - Summary of Budget Appropriations, Outlays, and Balances (by Organizational Units or Program).....	508
Table K - Statement of Accounts with Negative Balances at End of Fiscal Year.....	526
Table L - Statement of Certain Accounts that Have Incurred Obligations in Excess of Unexpended Balances.....	538

## SECTION III - MISCELLANEOUS

Table 5 - Part I - Status of Unappropriated Special Fund Receipts.....	562
Part II - Status of Unappropriated Trust Fund Receipts.....	565
Table 6 - Contract Authority.....	567
Table 7 - United States Government Summary General Ledger Account Balances.....	571

## PART FIVE

## FOREIGN CURRENCY ACCOUNTS

Introductory Statement Regarding Foreign Currencies... 576	
Table I - Analysis of Total Foreign Currencies Held by the United States Government September 30, 1978.....	578

Table II - Foreign Currencies Held by the United States Government Fiscal Year 1978, Transactions and Balances Including Trust Funds Accounts.....	582
--	-----



THE SECRETARY OF THE TREASURY  
WASHINGTON 20220

November 27, 1978

Dear Sirs:

I have the honor to transmit herewith the Combined Statement of Receipts, Expenditures and Balances of the United States Government for the Fiscal Year Ended September 30, 1978. This submission is in accordance with the provisions of section 15 of the Act of July 31, 1894 (31 U.S.C. 1029) and section 114 of the Act of September 12, 1950 (31 U.S.C. 66b).

Sincerely,

W. Michael Blumenthal

President of the Senate  
Speaker of the House of Representatives



## INTRODUCTION

The requirement for the preparation of a statement on receipts and outlays of the Government originated with Article I, Section 9 of the Constitution of the United States, which provides in part that "No money shall be drawn from the Treasury, but in consequence of appropriations made by law; and a regular statement and account of all public money shall be published from time to time" (Underlining provided). This requirement was followed by a standing order of the House of Representatives, dated December 31, 1791, which required an annual statement on receipts and outlays of the Government. This requirement was superseded by the following:

Section 15 of the Act of July 31, 1894 (U.S.C. 1029) which provides, "It shall be the duty of the Secretary of the Treasury annually to lay before Congress, on the first day of the regular session thereof, an accurate combined statement of the receipts and expenditures during the last preceding fiscal year of all public moneys, including those of the Post Office Department, designating the amount of the receipts, whenever practicable, by ports, districts, and States, and the expenditures, by each separate head of appropriation."

Section 114 of the Act of September 12, 1950 (31 U.S.C. 66b. (a)) which provides, "The Secretary of the Treasury shall prepare such reports for the information of the President, the Congress, and the public as will present the results of the financial operations of the Government. . ." Section 114 also provides that the duties imposed upon the Department of the Treasury by Section 15 of the Act of July 31, 1894, may be exercised and performed by the Secretary as a part of his broader authority and duties outlined in this section.

This statement is recognized as the official publication of the details of receipts and outlays with which all other reports containing similar data must be in agreement. It is used by the Congressional Budget Office in serving the needs of Congress; the Office of Management and Budget in reviewing the President's Budget programs; the General Accounting Office in performing its audit activities; the various departments and agencies of the Government in reconciling their accounts; and the general public in continually reviewing the operations of their Government. Other reports prepared by the Department of the Treasury that contain related information include: The Daily Treasury Statement; Monthly Treasury Statement of Receipts and Outlays of the United States Government; the Treasury Bulletin; and the Annual Report of the Secretary of the Treasury on the State of the Finances.

## DESCRIPTION OF ACCOUNTS RELATING TO CASH OPERATIONS

The classes of accounts maintained in connection with the cash operations of the Federal Government, exclusive of public debt operations, include: (1) The accounts of fiscal officers or agents, collectively, who receive money for deposit in the U.S. Treasury or for other authorized disposition or who make expenditures by drawing checks on the Treasury of the United States or by effecting payments in some other manner; (2) the accounts of administrative agencies which classify receipt and outlay transactions according to the individual receipt, appropriation, or fund account; and (3) the accounts of the Treasury of the United States whose office is responsible for the receipt and custody of money deposited by fiscal officers or agents, for the payment of checks drawn on the Treasury, and the payment of public debt securities redeemed. A set of central accounts is maintained in the Department of the Treasury for the purpose of consolidating financial data reported periodically from these three sources in order to present the results of cash operations in central financial reports, on a unified basis, for the Government as a whole, and as a means of internal control.

## DESCRIPTION OF ACCOUNTS RELATING TO CASH OPERATIONS – Continued

The central accounts relating to cash operations disclose monthly and fiscal year information on: (1) The Government's receipts by principal sources, and its outlays according to the different appropriations and other funds involved; and (2) the cash transactions, classified by types, together with certain directly related assets and liabilities which underlie such receipts and outlays. Accounting for receipts is on the basis of collections; accounting for outlays is on the basis of checks issued and cash payments made (cash basis). However, the interest on the public debt, public issues is on the accrual basis while the interest on special issues is on the cash basis. The structure of the accounts provides for a reconciliation, on a firm accounting basis, between the published reports of receipts and outlays for the Government as a whole and changes in the Treasury's cash balance by means of such factors as checks outstanding, deposits in transit, and cash held outside the Treasury. Within the central accounts, receipt and outlay accounts are classified as described in the following paragraphs.

### Budget Accounts

General fund receipt accounts - General fund receipt accounts are credited with all receipts which are not earmarked by law for a specific purpose. General fund receipts consist principally of internal revenue collections, which include income taxes, excise taxes, estate, gift, and employment taxes. The remainder consist of customs duties and a large number of miscellaneous receipts, including fees for permits and licenses, fines, penalties, and forfeitures; interest and dividends; rentals; royalties; and sale of Government property.

Special fund receipt accounts - Special fund receipt accounts are credited with receipts from specific sources which are earmarked by law for a specific purpose, but which are not generated from a cycle of operations. The Congress may appropriate these receipts on an annual basis or for an indefinite period of time. Examples of special fund receipts are those arising from rents and royalties under the Mineral Leasing Act, the revenue from visitors to Yellowstone National Park, the proceeds of the sale of certain timber and reserve lands, and other receipts authorized to be credited to the reclamation fund.

General fund expenditure accounts - General fund expenditure accounts are established to record amounts appropriated by the Congress to be expended for the general support of the Government. Such accounts are classified according to the limitations that are established by the Congress with respect to the period of availability for obligation of the appropriation, as 1-year, multiple-year, or "no-year" (without a time limit), and with respect to the agency authorized to enter into obligations and approve outlays.

Special fund expenditure accounts - Special fund expenditure accounts are established to record appropriated amounts of special fund receipts to be expended for special programs in accordance with specific provisions of law. These accounts are generally available without time limit, but may also be subject to time limitations as in the case of general fund accounts.

Revolving fund accounts - These are funds authorized by specific provisions of law to finance a continuing cycle of operations in which outlays generate receipts, and the receipts are available for outlay without further action by Congress. They are classified as (a) public enterprise funds where receipts come primarily from sources outside the Government and (b) intragovernmental funds where receipts come primarily from other appropriations or funds. These accounts are usually designated as "no-year" accounts, i.e., they are without limitation as to period of availability for outlay. Examples of public enterprise revolving funds are the Tennessee Valley Authority and the Commodity Credit Corporation. Examples of intragovernmental revolving funds are the General Supply Fund administered by the General Services Administration and the Government Printing Office Revolving Fund.

Consolidated working fund accounts - These are accounts established to receive (and subsequently disburse) advance payments from other agencies or bureaus pursuant to Section 601 of the Economy Act (31 U.S.C. 686) or other provisions of law. Consolidated working funds may be credited with advances from more than one appropriation for the procurement of goods or services to be furnished by the performing agency with the use of its own facilities within the same fiscal year. Outlays recorded in these accounts are stated net of advances credited and are classified under the agencies administering the accounts. The accounts are subject to the fiscal year limitations of the appropriations or funds from which advanced.

Management fund accounts - These are working fund accounts authorized by law to facilitate accounting for and administration of intragovernmental activities (other than a continuing cycle of operations) which are financed by two or more appropriations. This classification is also often applied to the consolidated working funds for interagency activities described above.

Trust fund accounts - These are accounts maintained to record the receipt and outlay of moneys held in trust by the Government for use in carrying out specific purposes or programs in accordance with the terms of a trust agreement or statute. The receipts of many trust funds, especially the major ones, not needed for current payments, are invested in public debt and Government agency securities. Generally, trust fund accounts consist of separate receipt and outlay accounts, but when the trust corpus is established to perform a business-type operation, the fund entity is called a "trust revolving fund" and a combined receipt and outlay account is used. Some of the major trust fund accounts are the Federal old-age and survivors insurance trust fund, Unemployment trust fund, Civil service retirement and disability trust fund, the National service life insurance trust fund, and the Highway trust fund.

Transfer appropriation accounts - These accounts are established to receive (and subsequently disburse) allocations which are treated as non-expenditure transactions at the time the allocation is made including certain transfers under Section 601 of the Economy Act (31 U.S.C. 686), and similar provisions of law.

#### Other Accounts

Deposit fund accounts - Deposit funds are combined receipt and outlay accounts established to account for receipts that are either (a) held in suspense temporarily and later refunded or paid into some other fund of the Government upon administrative or legal determination as to the proper disposition thereof, or (b) held by the Government as banker or agent for others and paid out at the direction of the depositor. Such funds are not available for paying salaries, expenses, grants, or other outlays of the Government.

## EXPLANATION OF TRANSACTIONS AND BASES OF FIGURES

As indicated in the "Table of Contents," the Treasury Combined Statement of Receipts, Expenditures and Balances of the United States Government consists of: Part One - Summary statements with related schedules; Part Two - Details of receipts; Part Three - Details of appropriations, outlays, and balances; Part Four - Informational tables; and Part Five - Details of foreign currency transactions, with an introductory statement explaining bases of figures, account classification, etc.

#### Part One: Fiscal Year Summaries

Part One, Section I, consists of three summary statements representing the Federal Government's balance sheet, statement of receipts and outlays, and financing statement. These summary statements are supported by the detail presented in Part One, Section II, as well as Part Two, Three, and Four. Detail support for the balance sheet in the general ledger for the central accounts appears in Table 7.



## BUDGET RECEIPT AND OUTLAY ACCOUNTS

### Part Two: Details of Receipts

Part Two of this report contains the detail of internal revenue, customs, and miscellaneous receipts. Internal revenue and customs receipts are included in this report on the basis of reports of collections, which means they are reported as of the time that the cash received is placed under accounting control. Other receipts of the Government are reported on a collections received basis. Revolving fund and management fund receipts, reimbursements and refunds of moneys previously expended, are not included in the receipt tables, but are deducted from gross outlays.

### Part Three: Details of Appropriations, Outlays, and Balances

Part Three, Section I, of this report contains the detailed tabulations of outlay accounts, by organizational unit, showing the various transactions that relate to such accounts which affect the budget surplus or deficit of the Government. The accounts are arranged according to general, special, revolving, management and trust funds, showing the titles, period of availability, and account symbols. Following are explanations of the column headings in the tabulations.

1. Balances beginning of fiscal year - The amounts shown in the first money column represent ending balances as of the close of the preceding fiscal year. An analysis of the total of these balances, expressed in terms of Fund Resources and Fund Equities, is presented on the basis of reports of the administrative agencies, submitted on Treasury Form No. TFS 2108, Statement of Unexpended Balances of Appropriations and Funds, in accordance with the Treasury Fiscal Requirements Manual.

#### Fund Resources include:

- a. Undisbursed balances (by fiscal year account).
- b. Investments in Federal securities - These amounts represent investment holdings (at par value) of Government accounts in public debt and agency securities.
- c. Unfunded contract authority - These amounts represent unused authority.
- d. Borrowing authority - These amounts represent unused authority.
- e. Accounts receivable - These amounts represent receivables which, when collected, will be credited directly to the appropriation or fund, and are reported as deductions to unpaid obligations. Such amounts consist of reimbursements earned and refunds receivable, i.e., amounts earned (both billed and unbilled) for accomplished delivery or performance as of September 30, overpayment refund receivables, travel advances and other advances which did not liquidate specific obligations, (e.g., advances to General Services Administration Supply Fund are included).
- f. Unfilled customer orders - These amounts consist of undelivered customer's orders to the extent that it represents valid obligations recorded by the ordering agency for those appropriations using an authority to obligate anticipated reimbursements. The amount shown for an annual appropriation covers only those orders for which valid obligations were incurred under such annual account or orders for common-use items to be delivered from stock in accordance with 32 Comp. Gen. 436.

#### Fund Equities include:

- a. Unobligated balance - Amounts reported in this column normally represent unobligated balance of no-year and multiple-year accounts for which authority to obligate has not expired.
- b. Accounts payable - These amounts represent liabilities for goods and services received as of September 30, representing valid obligations supported by documentary evidence.
- c. Undelivered orders - These amounts represent orders for goods and services remaining undelivered as of September 30, representing valid obligations supported by documentary evidence, for which the liability has not yet accrued.

### 2. Appropriations and other obligational authority

a. Appropriations--Article I, Section 9, of the Constitution of the United States, provides that "No money shall be drawn from the Treasury but in consequence of appropriations made by law." The appropriations included in this report are the amounts which Congress authorized to be established for the fiscal year. These amounts do not represent cash actually set aside in the Treasury for the purposes specified in the appropriation acts; they represent limitations of amounts which agencies may obligate during the time period specified in the respective appropriation acts. In

some instances, the Congress reappropriates part or all of the unobligated balances of prior-year appropriations which would otherwise expire. In other instances, the Congress authorized the transfer of obligational authority covering current appropriations from one agency or purpose to another. These transactions decrease and increase the amounts available for obligation in the particular appropriation accounts and are explained by applicable footnotes. The appropriations are classified to show the amounts appropriated from an organizational standpoint, and are shown in the second money column.

b. Contract authorities - Contract authorities represent a grant of authority by the Congress to incur obligations prior to the enactment of appropriations. A contract authority does not, in itself, permit the spending of money. It must be followed by an appropriation to permit payment of the obligations incurred thereunder. New contract authority granted during the fiscal year is shown in the second money column. Appropriations enacted for the fiscal year to liquidate such authority are included in this column as current year appropriations with a corresponding decrease to unfunded contract authority.

c. Authority to borrow from the Treasury and the Public - In some instances, the Congress grants authority to Government corporations or agencies to make outlays from funds to be borrowed from the Secretary of the Treasury or from the public. In the case of borrowings from the Treasury, the Secretary is directed to use proceeds from the sale of public debt securities. Legislation is generally specific with respect to the amount of money that can be advanced by the Treasury to each corporation or agency and often requires that the borrowing transactions be accomplished by the issuance of formal notes of the agency. A few agencies of the Government are authorized by law to issue their own securities to the public. Before issuing these securities, the agencies are required to secure approval from, or consult with, the Secretary of the Treasury with respect to terms of the borrowing and timing thereof. Such borrowings and repayment of borrowings from the Treasury or the public represent financing transactions and, therefore, do not affect the budget surplus or deficit. (Note: The Federal Financing Bank, created by Public Law 93-224, 87 Stat. 93), dated December 29, 1973, for the purpose of consolidating the market financing of other Federal agencies, such as the U.S. Postal Service, the Export-Import Bank of the United States, the Tennessee Valley Authority and others, similarly does not affect the budget surplus or deficit.) Borrowing authority granted by the Congress during the fiscal year is shown in the second money column.

### 3. Transfers, borrowings, and investments (net)

a. Transfers of obligated balances from lapsed appropriations to merged prior-year accounts as required by 31 U.S.C. 701, and other transfers by request of the administrative agencies concerned, as authorized by law, are shown in the third money column. The other transfers are, in the majority of cases, for the benefit of the advancing appropriation accounts, and outlays from such transfer appropriation accounts are associated with the account to which the funds were originally made available. Explanatory footnotes showing the statutory authority and amounts transferred to or from the various accounts are given at the end of each organizational chapter.

b. Other transactions shown in this column include the following:

(1) Borrowings- (a) Borrowings from the Treasury - representing the net of borrowings from or repayments to the Treasury as authorized by the Congress. (b) Borrowings from the Public - representing the net of the par value of issues or redemptions of securities of Government corporations and agencies, under the agency debt authorizations granted by the Congress. (c) Borrowings from the Treasury and the Public which include both (a) and (b).

(2) Investments - representing the net par value of purchases and sales of public debt and Government agency securities.

4. Outlays (net) - The outlays shown in the fourth money column are reported generally on the basis of checks issued by Government disbursing officers net of collections. Certain modifications of this basis are described as follows:

a. Interest on public issues of the public debt is on an accrual basis; interest on special issues is on a cash basis.

b. Where payment is made in cash rather than by check, the cash payment is the outlay.

c. Certain outlays of an intragovernmental nature do not require the issuance of checks; for example, charges made against appropriations representing a part of employees' salaries which are withheld for individual income taxes and for savings bond allotments.

## BUDGET RECEIPT AND OUTLAY ACCOUNTS - Continued

Outlays are stated net of collections representing reimbursements as authorized by law, refunds of money previously expended, and receipts of revolving and management funds. In this connection, public debt or agency securities which are acquired in lieu of other properties, or donated, are considered as "constructive" receipt of cash and, therefore, the par amounts of such securities are included as receipts (reductions of outlays) of the acquiring agency.

5. Balances withdrawn and other transactions - The fifth money column includes net transactions for several types of activities as follows:

a. Unobligated balances withdrawn - Represents reductions of appropriations pursuant to 31 U.S.C. 701 which provides that "Upon the expiration of the period of availability for obligation, the unobligated balance shall be withdrawn and, if the appropriation was derived in whole or in part from the general fund, shall revert to such fund, but if the appropriation was derived solely from a special or trust fund, shall revert, unless otherwise provided by law, to the fund from which derived."

b. Unexpended balances withdrawn - Represents reduction of appropriations pursuant to 2 U.S.C. 102A which provides that "the unexpended balances of appropriations which are subject to disbursement by the Secretary of the Senate or the Clerk of the House of Representatives shall be withdrawn as of September 30, of the second fiscal year following the year for which provided."

c. Transfer to surplus fund of the Treasury - Transfers of unexpended balances of appropriations to what is termed in the law the "Surplus Fund of the Treasury" represent withdrawals of funds from such appropriations on the books without affecting the cash in the Treasury. The term "Surplus Fund of the Treasury," as used by the Congress in the Act of March 3, 1795 (1 Stat. 437) and in certain other acts, and by the Treasury Department, does not represent a fund consisting of unappropriated surplus or other assets as the term would ordinarily imply in accounting terminology; nor does it have any relation to surplus income. It is merely an expression of the action to give effect to an act of the Congress to withdraw or writeoff balances of certain appropriations. The net effect is to reduce the amount of the unexpended appropriation and thereby reduce the agency's authorization to obligate or spend. The amounts of appropriations so withdrawn are explained by appropriate footnotes.

d. Restorations to the appropriation accounts - Represents the re-establishment of balances pursuant to 31 U.S.C. 701 which provides, "That when it is determined necessary by the head of the agency concerned that a portion of the unobligated balance withdrawn is required to liquidate obligations and effect adjustments, such portion of the unobligated balance may be restored to the appropriate accounts."

e. Capital transfers - Represents nonexpenditure transfers from revolving funds on account of repayment of investment or distribution of earnings.

f. Reappropriations of prior year's appropriation data - represents the continuance of availability for designated fiscal-year appropriations in future periods. It is presented as a footnoted item in this column.

g. Changes in receivables, payables, undelivered orders, unfilled customer orders, and unobligated balances.

6. Balances end of fiscal year - These year-end balances represent the column 1 (opening) balances as adjusted by the transactions in column 2, 3, 4 and 5. As such, these figures become the opening balances for the succeeding fiscal period unless otherwise footnoted (i.e. September 30, 1977 closing balances will be the corresponding opening balances for fiscal year 1978). The unobligated balances of annual and merged prior-year accounts normally represent an excess of receivables over gross unpaid obligations. Such excess amounts are footnoted "unobligated-unavailable." Similarly, over-obligations are also footnoted.

Off-Budget Federal Agencies - Presented as the last unit of Part Three, Section I are the Off-Budget Federal Agencies. These agencies would normally fall within the budget except that certain provisions of law or administrative determinations have required that transactions of such agencies or selected programs should not affect budget results. The present off-budget agencies are: most outlays of the Rural Electrification Administration, including the Rural Telephone Bank, which were classified outside the budget, pursuant to Public Law 93-32, dated May 11, 1973; the United States Postal Service, which was classified outside the budget, pursuant to the Postal Reorganization Act (Public Law 91-375), dated August 12, 1970 (Payments to the postal service fund financed by general fund appropriations will continue to be reflected in budget totals); the Federal Financing Bank, which was created by the Federal Financing Bank Act of 1973 (Public Law 93-224), dated December 29, 1973; and the Pension Benefit Guaranty Corporation, which was created by the Employee Retirement Income Security Act of 1974 (Public Law 93-406), dated September 2, 1974.

## DEPOSIT FUND ACCOUNTS

Part Three, Section II, of this report contains the detailed data relating to transactions for deposit fund accounts, none of which affect the budget results. The accounts are listed according to organizational unit and the columnar headings of the tabulations are on the same basis as Part Three, Section I.

## SUMMARY AND MISCELLANEOUS TABLES

Part Three, Section III, of this report contains the summary data relating to Budget Authority and Budget Appropriations, Outlays and Balances. Also presented are two miscellaneous tables relating to withdrawn funds and obligations. Detailed information in support of the summary tables is available in the relevant portions of this report.

## INFORMATIONAL TABLES

Part Four of this report contains three sections of an informational-type nature. Section I deals with Appropriations and Authorities. Section II deals with the Authority to Borrow from the Treasury and the Public with an introductory explanatory statement on this authority. Section III, the final section of Part Four, deals with other miscellaneous information that pertains to areas not covered by other sections.

## FOREIGN CURRENCY ACCOUNTS

The final part of this report, Part Five, deals with Foreign Currency as it pertains to the Federal Government. An introductory statement is presented for informational purposes, and is followed by two tables detailing transactions and analyzing data in this area.



# **PART ONE**

---

## **FISCAL YEAR 1978 SUMMARIES**

### SECTION I - SUMMARY STATEMENTS

Statement A - United States Government  
Balance Sheet

Statement B - United States Government  
Statement of Receipts and  
Outlays

Statement C - United States Government  
Financing Statement

### SECTION II - RELATED SCHEDULES

Schedule 1 - Analysis of Monetary Assets  
with the International Mone-  
tary Fund

Schedule 2 - The Public Debt (as pub-  
lished in the Monthly  
Statement of the Public  
Debt of the United States)

Schedule 3 - Agency Securities Issued  
Under Special Financing  
Authorities

Schedule 4 - Federal Securities Held as  
Investments of Government  
Accounts

Schedule 5 - Accountability for Cash and  
Other Assets Held Outside  
the Treasury Account by Dis-  
bursing, Collecting and Other  
Fiscal Officers

Schedule 6 - Other United States Treasury  
Monetary Assets



---

# **SECTION I – SUMMARY STATEMENTS**

---



**Statement A - UNITED STATES GOVERNMENT BALANCE SHEET**  
(In millions)

(This financial statement is confined to showing only those assets and liabilities of the United States Government which are directly related to the cash operations of the Department of the Treasury and the rest of the Federal Government.)

	September 30, 1978	September 30, 1977
<u>ASSETS</u>		
Cash and monetary assets:		
U.S. Treasury operating cash:		
Federal Reserve account	\$16,647	\$15,740
Treasury tax and loan accounts	5,797	3,364
Other cash and monetary assets:		
Other U.S. Treasury monetary assets (See Schedule 6)	1,250	r 1,425
Cash and other assets held outside the Treasury account (See Schedule 5)	2,367	2,305
Special drawing rights	2,942	2,489
Less: Special drawing rights certificates issued to Federal Reserve Banks	1,300	1,200
Monetary assets with International Monetary Fund (See Schedule 1)	<u>4,243</u>	<u>4,800</u>
Total cash and monetary assets	31,945	28,923
Miscellaneous asset accounts (See Table 7)	<u>1/4,628</u>	r 1/4,292
<b>TOTAL ASSETS</b>	<u>2/36,573</u>	<u>2/33,215</u>
<u>EXCESS OF LIABILITIES OVER ASSETS</u>		
Excess of liabilities over assets at beginning of fiscal year	537,199	483,917
Add: Budget deficit for fiscal year (See Statement B)	48,761	3/45,040
Deficit of off-budget entities for fiscal year (See Statement B)	<u>10,307</u>	<u>3/ 8,678</u>
Subtotal	596,267	537,635
Deduct: Other transactions not applied to surplus or deficit (See Statement B)	<u>739</u>	<u>436</u>
Excess of liabilities over assets at close of fiscal year	<u>595,528</u>	<u>537,199</u>
<b>TOTAL ASSETS AND EXCESS OF LIABILITIES OVER ASSETS</b>	<u>632,101</u>	<u>570,414</u>
<u>LIABILITIES</u>		
Borrowing from the public:		
Public debt securities outstanding (See Schedule 2)	771,544	698,840
Agency securities outstanding (See Schedule 3)	8,881	10,298
Total federal securities outstanding	<u>780,425</u>	<u>709,138</u>
Deduct: Federal securities held by government accounts (See Schedule 4)	<u>169,477</u>	<u>157,295</u>
Total borrowing from the public	610,948	551,843
Accrued interest payable to the public	6,733	4,712
Special drawing rights allocated by International Monetary Fund	2,939	2,669
Deposit fund liabilities	3,368	3,290
Miscellaneous liability accounts (Checks outstanding, etc; see Table 7)	<u>8,113</u>	<u>7,901</u>
<b>TOTAL LIABILITIES</b>	<u>632,101</u>	<u>570,414</u>

Details may not add to totals due to rounding.

r Revised

1/ Included in Miscellaneous assets are Gold assets and their related certificates in the following amounts:

	<u>1978</u>	<u>1977</u>
Gold assets	\$11,668	\$11,595
Liabilities (certificates)	11,668	11,595

2/ The balance in the U.S. Treasury General account is comprised of U.S. Treasury operating cash, Other U.S. Treasury monetary assets and the following amounts included in U.S. Treasury Miscellaneous assets:

	<u>1978</u>	<u>1977</u>
U.S. Treasury Miscellaneous assets contained in the U.S. Treasury General account	-\$2,509	\$2,880

3/ Effective October 1, 1977, the "housing for the elderly or handicapped fund" was reclassified from an off-budget to a budgetary account.

**Statement B - UNITED STATES GOVERNMENT STATEMENT OF RECEIPTS AND OUTLAYS**  
(In millions)

	Fiscal Year 1978	Fiscal Year 1977
<b>Budget Receipts</b>		
Income taxes	\$240,940	\$212,518
Social Security taxes:		
Federal Unemployment Tax Act taxes	2,600	1,875
Self-Employment Contribution Act taxes	4,267	4,014
Transfers from railroad retirement account	197	-
Federal Insurance Contributions Act taxes, other than Federal employment taxes	<u>86,579</u>	<u>76,520</u>
Total Social Security taxes	93,643	82,409
Railroad Retirement Tax Act taxes	1,822	1,908
Excise taxes	18,376	17,548
Estate and gift taxes	5,285	7,327
Total taxes	<u>360,066</u>	<u>321,710</u>
Contributions of trust funds	27,945	24,372
Customs duties	6,573	5,150
Miscellaneous receipts	<u>7,413</u>	<u>6,531</u>
Total Budget Receipts	<u><u>401,997</u></u>	<u><u>1/357,762</u></u>
<b>Budget Outlays</b>		
Legislative Branch	1,049	976
The Judiciary	435	392
Executive Office of the President	75	73
Funds Appropriated to the President	4,475	2,486
Agriculture	20,368	16,738
Commerce	5,252	2,606
Defense-Military	103,124	95,650
Defense-Civil	2,553	2,280
Energy	6,430	5,252
Health, Education, and Welfare	162,809	147,455
Housing and Urban Development	7,761	5,838
Interior	3,678	3,152
Justice	2,397	2,350
Labor	22,902	22,374
Labor	1,252	1,076
Transportation	13,452	12,514
Treasury	56,309	50,461
Environmental Protection Agency	4,071	4,365
General Services Administration	117	-31
National Aeronautics and Space Administration	3,980	3,944
Veterans Administration	18,962	18,019
Independent Agencies	25,079	19,884
Undistributed Offsetting receipts	<u>-15,773</u>	<u>-15,053</u>
Total Budget Outlays	<u><u>450,758</u></u>	<u><u>1/ 402,802</u></u>
<b>Budget Deficit for Fiscal Year (to Statement A)</b>	<u><u>48,761</u></u>	<u><u>2/ 45,040</u></u>
<b>Deficit of Off-Budget Entities</b>		
Federal Financing Bank	10,660	8,415
Pension Benefit Guaranty Corporation	-32	-16
Postal Service	-496	-173
Rural electrification and telephone revolving fund	62	394
Rural Telephone Bank	113	59
Total Deficit of Off-Budget Entities (to Statement A)	<u>10,307</u>	<u>2/ 8,678</u>
Total Deficit for Fiscal Year	<u><u>59,068</u></u>	<u><u>53,718</u></u>
<b>Other Transactions not Applied to Surplus or Deficit</b>		
Seigniorage (Gain on coin production)	367	407
Increment on gold	1	2
Net gain (+) or loss (-) for U. S. currency valuation	369	27
Adjustment (gain (+) or loss (-)) for IMF loan valuation adjustment	<u>2</u>	<u>-</u>
Total, Other Transactions not Applied to Surplus or Deficit (to Statement A)	<u><u>739</u></u>	<u><u>436</u></u>

Details may not add to totals due to rounding.

- 1/ Revised to reflect earned income credit payments in excess of an individual's tax liability, formerly treated as income tax refunds, and now classified as outlays.
- 2/ Effective October 1, 1977, the "housing for the elderly or handicapped fund" was reclassified from an off-budget to a budgetary account.

## Statement C - UNITED STATES GOVERNMENT FINANCING STATEMENT (In millions)

	Fiscal Year 1978	Fiscal Year 1977
<u>FINANCING PROVIDED BY</u>		
Increases in Liabilities:		
Borrowing from the public (See Schedules 2,3, & 4)	\$59,106	\$53,516
Accrued interest payable to the public	2,021	257
Deposit funds liabilities	78	230
Miscellaneous liabilities (Checks outstanding, etc.)	212	2,241
Special drawing rights allocated by International Monetary Fund	270	15
Decreases in Assets:		
Other cash and monetary assets:		
Other U.S. Treasury monetary assets	175	-
Cash and other assets held outside the Treasury account	-62	
Special drawing rights (SDRs)	-	-133
Less: SDR certificates issued to Federal Reserve Banks	-	400
Net change, SDRs	-	267
Funds Available with International Monetary Fund	594	
Other Transactions not Applied to Surplus or Deficit (See Statement B)	739	436
Total Financing Provided	<u>63,132</u>	<u>56,962</u>
<u>FINANCING APPLIED TO</u>		
Deficits: (See Statement B)		
Budget deficit	48,761	1/45,040
Deficit of off-budget entities	10,307	1/ 8,678
Total Deficits	59,068	53,718
Increases in Assets:		
U.S. Treasury operating cash	3,340	1,690
Other cash and monetary assets:		
Other U.S. Treasury monetary assets	-	r -226
Cash and other assets held outside the Treasury account	-	318
Special drawing rights (SDRs)	452	-
Less: SDR certificates issued to Federal Reserve Banks	100	-
Net change, SDRs	352	-
Funds Available with International Monetary Fund		132
Loans to International Monetary Fund (See Schedule 1)	37	669
Miscellaneous assets	336	r 661
Total Financing Applied	<u>63,132</u>	<u>56,962</u>

Details may not add to totals due to rounding.

r Revised

1/ Effective October 1, 1977, the "housing for the elderly or handicapped fund" was reclassified from an off-budget to a budgetary account.

---

## **SECTION II – RELATED SCHEDULES**

---

**Schedule 1 – ANALYSIS OF MONETARY ASSETS WITH THE INTERNATIONAL MONETARY FUND**

Classification	Balance September 30, 1978	Balance September 30, 1977	Net Change (September 30, 1977 to September 30, 1978)
<u>ASSETS</u>			
U. S. Subscription to the IMF:			
Direct quota payments.....	\$8,810,156,349.59	\$6,700,000,000.00	\$2,110,156,349.59
Maintenance of value adjustments.....	1,957,257,267.70	1,095,701,426.96	861,555,840.74
Subtotal.....	10,767,413,617.29	7,795,701,426.96	2,971,712,190.33
Loans to the IMF:			
Loan disbursements.....	642,235,128.16	670,055,973.28	-27,820,845.12
Maintenance of value adjustments, deferred charge (-)/credit.....	64,068,633.32	-680,459.00	64,749,092.32
Subtotal.....	706,303,761.48	669,375,514.28	36,928,247.20
TOTAL ASSETS.....	11,473,717,378.77	8,465,076,941.24	3,008,640,437.53
<u>LIABILITIES</u>			
Letters of Credit U.S. currency subscription.....	6,922,259,355.91	3,659,851,749.31	3,262,407,606.60
Receivable (-)/Payable for U.S. currency valuation adjustment.....	308,687,908.48	4,898,721.10	303,789,187.38
TOTAL LIABILITIES.....	7,230,947,264.39	3,664,750,470.41	3,566,196,793.98
<u>EQUITY</u>			
Monetary assets with IMF.....	4,242,770,114.38	4,800,326,470.83	-557,556,356.45
TOTAL LIABILITIES AND EQUITY.....	11,473,717,378.77	8,465,076,941.24	3,008,640,437.53
<u>MEMORANDUM</u>			
Undisbursed Appropriations:			
IMF quota .....	4,860,155,806.83	3,897,155,806.83	963,000,000.00
Available for loans.....	2,000,000,000.00	2,000,000,000.00	-----

**Schedule 2 - THE PUBLIC DEBT**  
**(In millions. As published in the Monthly Statement of the Public Debt of the United States)**

Description	Outstanding September 30, 1978	Outstanding September 30, 1977	Net Change (September 30, 1977 to September 30, 1978)
<b>Interest-bearing debt:</b>			
<b>Public issues:</b>			
<b>Marketable obligations:</b>			
Treasury bills (regular series).....	\$160,936	\$156,091	\$4,845
Treasury notes.....	267,865	241,692	26,173
Treasury bonds.....	56,355	45,724	10,631
<b>Total marketable obligations.....</b>	<b>485,155</b>	<b>443,508</b>	<b>41,647</b>
<b>Nonmarketable obligations:</b>			
<b>Certificates of indebtedness:</b>			
Foreign series.....	1,775	670	1,105
Foreign currency series.....	-	-	-
<b>Treasury notes:</b>			
Foreign series.....	18,337	19,040	-703
Foreign currency series.....	1/ 768	2/ 1,289	-521
<b>Treasury bonds:</b>			
Foreign series.....	800	800	-
Federal Reserve special certificate.....		2,500	-2,500
United States individual retirement bonds.....	37	30	7
United States savings bonds.....	79,798	75,411	4,387
United States savings notes.....	385	394	-9
United States retirement plan bonds.....	155	140	15
Depository bonds.....	8	7	1
Treasury bonds, R.E.A. series.....	3	9	-6
Treasury bonds, investment series.....	2,246	2,247	-1
<b>Certificates of indebtedness State and local</b>			
Government series.....	598	254	344
Treasury notes State and local government series..	16,661	8,145	8,516
Treasury bonds State and local government series..	6,973	3,072	3,901
<b>Total Public issues - non-marketable.....</b>	<b>128,544</b>	<b>114,008</b>	<b>14,536</b>
<b>Total Public issues.....</b>	<b>613,699</b>	<b>557,516</b>	<b>56,183</b>
<b>Government account series:</b>			
Airport and airway trust fund.....	3,687	3,246	441
Aviation, War-Risk Insurance, revolving fund.....	16	15	1
Black Lung disability trust fund.....			-
Civil Service retirement fund.....	53,026	46,363	6,663
Comptroller of the Currency, assessments fund.....	46	41	5
Comptroller of the Currency, trustee fund.....	*	*	*
Department of the Air Force general gift fund.....	*	*	*
Department of the Navy general gift fund.....	*	*	*
Department of the Navy, Office of Naval Records and History.....	*	*	*
Department of State, conditional gift fund, general..	1	*	1
Emergency loan guarantee fund.....	-	32	-32
Employees health benefits fund.....	413	315	98
Employees life insurance fund.....	2,383	1,834	549
Exchange Stabilization Fund.....	1,763	2,050	-287
Export-Import Bank of the United States.....	8	13	-5
Federal Deposit Insurance Corporation.....	5,435	4,829	606
Federal disability insurance trust fund.....	4,053	3,941	112
Federal Financing Bank.....	117	38	79
Federal hospital insurance trust fund.....	11,707	10,924	783
Federal housing administration fund.....	1,056	955	101
Federal old -age survivors insurance trust fund.....	26,890	31,333	-4,443
Federal Savings and Loan Insurance Corporation.....	3,088	2,535	553
Federal ship financing escrow fund.....	368	505	-137
Federal ship financing fund, fishing vessels, NOAA....	2	1	1
Federal ship financing revolving fund.....	64	68	-4
Federal supplementary medical insurance trust fund....	4,021	2,232	1,789
Foreign service retirement fund.....	372	268	104
Government Post fund, Veterans Administration.....	1	*	1
GSA Participation Certificate Trust.....	*	17	-17
Gifts and bequests, Commerce.....	*	*	*
Government life insurance fund.....	496	526	-30
Government National Mortgage Association.....	883	1,003	-120
Government National Mortgage Association, MBS Investment Account.....	60	38	22
Harry S. Truman Memorial scholarship fund.....	33	31	2
Highway trust fund.....	11,578	10,079	1,499
Indian money proceeds of labor, Bureau of Indian Affairs.....	-	*	-*
Indian tribal funds, Bureau of Indian Affairs.....	12	6	6
Individual Indian money.....	8	4	4

**Schedule 2 - THE PUBLIC DEBT - Continued**  
**(In millions. As published in the Monthly Statement of the Public Debt of the United States)**

Description	Outstanding September 30, 1978	Outstanding September 30, 1977	Net Change (September 30, 1977 to September 30, 1978)
Government account series - Continued:			
Japan - United States friendship trust fund.....	\$19	\$19	-
Judicial survivors annuity fund.....	36	33	\$3
Library of Congress Copyright Fees	6		6
Library of Congress trust fund.....	1	1	-
Low-Rent Public Housing, HUD.....	70	70	
National Archives gift fund.....	*	*	*
National Archives trust fund.....	4	3	1
National credit union share insurance fund, NCUA.....	99	86	13
National insurance development fund, HUD.....	37	73	-36
National service life insurance fund,.....	7,618	7,250	368
Northern Mariana Islands.....	1	1	-
Obligation Guarantee Fund, Department of Transportation.....	1	*	1
Overseas Private Investment Corporation.....	366	307	59
Pension Benefit Guaranty Corporation.....	103	71	32
Postal service fund.....	1,677	978	699
Public Health Service, conditional gift fund, HEW.....	*	*	*
Public Health Service, unconditional gift fund, HEW.....	*	*	*
Railroad retirement account.....	2,541	2,648	-107
Railroad retirement supplemental account.....	38	36	2
Relief and Rehabilitation, D.C. Department of Labor.....	1	1	
Relief and Rehabilitation, Longshoremen and Harbor Workers, Department of Labor.....	4	4	-
Relief for Indigent American-Indians, BIA.....	*	*	*
St. Elizabeth's Hospital, unconditional gift fund.....	*	-	*
Special investment account.....	58	35	23
Tax court judges survivors annuity fund.....	*	*	*
Treasury deposit funds.....	809	736	73
Unemployment Trust fund.....	7,195	3,603	3,592
United States Army general gift fund.....	*	*	*
United States Coast Guard general gift fund.....	*	-	*
United States Naval Academy general gift fund.....	*	*	*
United States Naval Academy museum fund.....	2	2	
Veterans' reopened insurance fund.....	410	382	28
Veterans' Special Life Insurance Fund, Trust Revolving Fund.....	583	528	55
War-risk insurance revolving fund.....	2	1	1
<b>Total government account series.....</b>	<b>153,271</b>	<b>140,113</b>	<b>13,158</b>
<b>Total interest-bearing debt.....</b>	<b>766,971</b>	<b>697,629</b>	<b>69,342</b>
Matured debt on which interest has ceased.....	3,787	462	3,325
Debt bearing no interest.....	786	749	37
<b>Total gross public debt.....</b>	<b>771,544</b>	<b>698,840</b>	<b>72,704</b>

Details may not add to totals due to rounding.

Note: Act of August 3, 1978, temporarily increased the statutory debt limit to \$798 billion through March 31, 1979.

1/ Dollar equivalent of Treasury notes issued and payable in the amount of 2,593,000,000 Swiss francs.

2/ Dollar equivalent of Treasury notes issued and payable in the amount of 4,356,000,000 Swiss francs.

\*Less than \$500,000.

**Schedule 3 – AGENCY SECURITIES ISSUED UNDER SPECIAL FINANCING AUTHORITIES**  
(In millions)

Agency	Symbol	Outstanding September 30, 1978	Outstanding September 30, 1977	Net Change (September 30, 1977 to September 30, 1978)
Obligations of the United States, issued by: Export-Import Bank of the United States.....	83X4027	\$2,141	\$2,858	-\$717
Obligations guaranteed by the United States, issued by:				
Department of Defense:				
Family Housing Management Account:	97X0700			
Issued to:				
Department of Agriculture:				
Commodity Credit Corporation.....		23	29	-6
Department of Housing and Urban Development:				
Federal Housing Administration Fund....		*	*	*
Government National Mortgage Association:				
Management and liquidation functions fund.....		32	35	-3
Special assistance functions fund....		50	59	-9
The public.....		791	890	-99
Subtotal.....		896	1,014	-118
Department of Housing and Urban Development:				
Federal Housing Administration fund:	86X4070			
Issued to:				
Department of Housing and Urban Development:				
Federal Housing Administration:				
Community disposal operations fund.....		*	*	-
Mutual mortgage insurance fund.....		52	52	-
Government National Mortgage Association:				
Guarantees of mortgage-backed securities.....		35	6	29
Management and liquidating functions.		2	*	2
Special assistance functions.....		57	49	8
Independent Agencies:				
Federal Home Loan Bank Board:				
Federal Savings and Loan Insurance Corporation.....		*	*	-
The public.....		455	471	-16
Subtotal.....		601	579	22
Department of Transportation:				
Coast Guard issued to the public.....	69X0201	2	2	
Obligations not guaranteed by the United States, issued by:				
Department of Defense:				
Homeowners assistance fund issued to the public.....	97X4090	1	2	-1



**Schedule 3 - AGENCY SECURITIES ISSUED UNDER SPECIAL FINANCING AUTHORITIES - Continued**  
(In millions)

Agency	Symbol	Outstanding September 30, 1978	Outstanding September 30, 1977	Net Change (September 30, 1977 to September 30, 1978 )
Obligations not guaranteed by the United States, issued by - Continued:				
Department of Housing and Urban Development: Participation sales fund:	86X4206			
Issued to:				
Department of Health, Education, and Welfare:				
Federal old-age and survivors insurance trust fund.....		\$555	\$555	-
Federal hospital insurance trust fund.....		50	50	-
Department of Housing and Urban Development:				
Federal Housing Administration fund....		139	139	*
Federal National Mortgage Association: Participation sales fund.....		12	87	-\$75
Veterans Administration:				
National service life insurance fund...		135	235	-100
Independent Agencies:				
Civil Service Commission:				
Civil service retirement and dis- ability fund.....		275	375	-100
Federal Home Loan Bank Board: Federal Savings and Loan Insurance Corporation.....		86	132	-46
The public.....		1,914	2,195	-281
Subtotal.....		3,166	3,768	-602
Postal Service issued to the public.....	18X4020	250	250	-
Tennessee Valley Authority: Tennessee Valley Authority fund:	64X4110			
Issued to:				
The public.....		1,825	1,825	-
Total agency securities...1/..		8,881	10,298	-1,417

Details may not add to totals due to rounding.

1/ Excludes amounts loaned by Federal Financing Bank to Federal agencies in lieu of agency debt:

Borrowing from Federal Financing Bank:	Fiscal Year 1978
Postal Service	\$-67
Tennessee Valley Authority	1,340
Export-Import Bank of U.S.	645
Total	<u>\$1,918</u>

\* Less than \$500,000.

**Schedule 4 - FEDERAL SECURITIES HELD AS INVESTMENTS  
OF GOVERNMENT ACCOUNTS**

Agency	Symbol	Investments held September 30, 1978	Investments held September 30, 1977	Net change (September 30, 1977 to September 30, 1978)
<b>Federal Funds:</b>				
Legislative Branch:				
Library of Congress.....	03X5175	\$5,725,000.00	-----	\$5,725,000.00
Funds Appropriated to the President:				
Overseas Private Investment Corporation....	71X4030	365,740,000.00	\$312,515,000.00	53,225,000.00
Department of Agriculture:				
Commodity Credit Corporation Fund:				
Agency securities.....	12X4336	23,214,502.51	29,214,502.51	-6,000,000.00
Department of Commerce:				
Federal ship financing fund, revolving fund.....	13X4301	63,990,000.00	129,969,000.00	-65,979,000.00
War-risk insurance revolving fund.....	13X4302	7,751,000.00	7,306,000.00	445,000.00
Federal ship financing fund, fishing vessels.....	13X4417	1,625,000.00	1,435,000.00	190,000.00
Department of Housing and Urban Development:				
Management and liquidating functions fund:				
Agency securities.....	86X4016	<sup>1/</sup> 33,201,246.85	35,799,134.49	-2,597,887.64
Community disposal operations fund:				
Agency securities.....	86X4040	<sup>2/</sup> 387,700.00	387,700.00	-----
Federal Housing Administration fund:				
Public debt securities.....	86X4098			
Agency securities.....	86X4070	<sup>3/1</sup> 842,868,000.00	1,742,416,500.00	100,451,500.00
		<sup>4/</sup> 190,990,173.27	191,019,914.08	-29,740.81
Special assistance functions fund:				
Agency securities.....	86X4205	<sup>5/</sup> 106,881,239.07	108,179,019.69	-1,297,780.62
Participation sales fund:				
Public debt securities.....	86X4206	1,271,266,000.00	1,509,734,000.00	-238,468,000.00
Agency securities.....	--do--	12,380,000.00	86,745,000.00	-74,365,000.00
National insurance development fund.....	86X4235	52,037,000.00	88,232,000.00	-36,195,000.00
Guarantees of mortgage-backed securities fund:				
Public debt securities.....	86X4238	69,452,000.00	57,578,000.00	11,874,000.00
Agency securities.....	--do--	35,481,550.00	6,375,600.00	29,105,950.00
Department of Transportation:				
Aviation war-risk revolving fund.....	69X4120	16,385,000.00	15,195,000.00	1,190,000.00
Federal Railroad Administration fund.....	69X4411	900,000.00	160,000.00	740,000.00
Department of the Treasury:				
Exchange Stabilization Fund.....	20X6550	1,763,009,098.95	2,049,565,090.53	-286,555,991.58
Veterans Administration:				
Veterans reopened insurance fund.....	36X4010	409,957,000.00	381,806,000.00	28,151,000.00
Independent Agencies:				
Emergency Loan Guarantee Board:				
Emergency loan guarantee fund.....	48X4057	-----	31,510,000.00	-31,510,000.00
Export-Import Bank of the United States:				
Export-Import Bank of the United States..	83X4027	7,700,000.00	12,600,000.00	-4,900,000.00
Federal Home Loan Bank Board:				
Federal Savings and Loan Insurance Corporation Fund:				
Public debt securities.....	82X4037	4,986,073,000.00	4,536,160,000.00	449,913,000.00
Agency securities.....	--do--	<sup>6/</sup> 85,974,700.00	132,164,700.00	-46,190,000.00
National Credit Union Administration:				
National credit union share insurance fund.....	25X4468	102,264,000.00	89,284,000.00	12,980,000.00
Total public debt securities.....		10,966,742,098.95	10,965,465,590.53	1,276,508.42
Total agency securities.....		488,511,111.70	589,885,570.77	-101,374,459.07
Total Federal funds.....		11,455,253,210.65	11,555,351,161.30	-100,097,950.65
<b>Trust Funds:</b>				
Legislative Branch:				
Tax court judges survivors annuity fund...	23X8115	641,000.00	599,000.00	42,000.00
Library of Congress trust fund.....	03X8032	1,515,000.00	1,340,000.00	175,000.00
The Judiciary:				
Judicial survivors annuity fund.....	10X8110	44,412,000.00	41,469,000.00	2,943,000.00
Department of Agriculture:				
Milk market orders assessment fund.....	12X8412	1,494,854.00	2,375,000.00	-880,146.00
Department of Commerce:				
Gifts and bequests.....	13X8501	60,000.00	45,000.00	15,000.00
Department of Defense:				
Department of the Army:				
Bequest of Major General Fred C. Ainsworth	21X8063	10,575.00	10,575.00	-----
General gift fund.....	21X8927	132,800.00	97,800.00	35,000.00

**Schedule 4 - FEDERAL SECURITIES HELD AS INVESTMENTS  
OF GOVERNMENT ACCOUNTS - Continued**

Agency	Symbol	Investments held September 30, 1978	Investments held September 30, 1977	Net change (September 30, 1977 to September 30, 1978)
<b>Trust Funds - Continued:</b>				
<b>Department of the Navy:</b>				
Office of Naval Records and History fund...	17X8008	\$371,500.00	\$346,500.00	\$25,000.00
U.S. Naval Academy museum fund.....	17X8730	1,851,000.00	1,804,000.00	47,000.00
U.S. Navy Academy general gift fund.....	17X8733	504,500.00	225,500.00	279,000.00
General gift fund.....	17X8716	126,000.00	102,000.00	24,000.00
<b>Department of the Air Force:</b>				
General gift fund.....	57X8928	10,500.00	6,500.00	4,000.00
<b>Department of Health, Education, and Welfare:</b>				
<b>Federal old-age and survivors insurance trust fund:</b>				
Public debt securities.....	20X8006	30,411,815,000.00	34,854,827,000.00	-4,443,012,000.00
Agency securities.....	--do--	555,000,000.00	555,000,000.00	-----
Federal disability insurance trust fund....	20X8007	4,352,301,000.00	4,241,910,000.00	110,391,000.00
<b>Federal hospital insurance trust fund:</b>				
Public debt securities.....	20X8005	11,707,306,000.00	10,923,740,000.00	783,566,000.00
Agency securities.....	--do--	50,000,000.00	50,000,000.00	-----
Federal supplementary medical insurance trust fund.....	20X8004	4,020,692,000.00	2,232,078,000.00	1,788,614,000.00
<b>Northern Mariana Islands Social Security Retirement fund.....</b>				
	75X6139	1,453,000.00	929,000.00	524,000.00
<b>Public Health Service unconditional gift fund.....</b>				
	75X8249	105,000.00	105,000.00	-----
<b>Public Health Service conditional gift fund.....</b>				
	75X8254	107,000.00	100,000.00	7,000.00
<b>St. Elizabeth's Hospital unconditional gift fund.....</b>				
	75X8555	66,500.00	47,500.00	19,000.00
<b>Patients' benefit fund, Public Health Service hospitals.....</b>				
	75X8889	4,000.00	4,000.00	-----
<b>Department of the Interior:</b>				
<b>Preservation, birthplace of Abraham Lincoln Bequest of George C. Edgeter, relief of indigent American Indians.....</b>				
	14X8052	63,500.00	63,500.00	-----
<b>Indian tribal funds.....</b>				
	14X8060	32,000.00	31,000.00	1,000.00
<b>Indian moneys, proceeds of labor, agencies, schools, etc.....</b>				
	14X8365	12,010,000.00	6,080,000.00	5,930,000.00
<b>Funds contributed for the advancement of the Indian Race.....</b>				
	14X8500	-----	400,000.00	-400,000.00
<b>Funds contributed for the advancement of the Indian Race.....</b>				
	14X8563	20,000.00	20,000.00	-----
<b>Department of Labor:</b>				
<b>Unemployment trust fund.....</b>				
	20X8042	9,517,307,000.00	5,987,165,000.00	3,530,142,000.00
<b>Relief and Rehabilitation, Longshoremen's and Harbor Workers' Compensation Act, as amended.....</b>				
	16X8130	3,800,000.00	3,838,000.00	-38,000.00
<b>Relief and Rehabilitation, Workmen's Compensation Act within the District of Columbia.....</b>				
	16X8134	861,000.00	869,000.00	-8,000.00
<b>Department of State:</b>				
<b>Foreign service retirement and disability fund.....</b>				
	19X8186	371,864,000.00	267,948,000.00	103,916,000.00
<b>Conditional gift fund, general.....</b>				
	19X8822	980,000.00	480,000.00	500,000.00
<b>Department of Transportation:</b>				
<b>Highway trust fund.....</b>				
	20X8102	11,578,082,000.00	10,078,687,000.00	1,499,395,000.00
<b>Airport and Airway trust fund.....</b>				
	20X8103	3,686,537,000.00	3,245,981,000.00	440,556,000.00
<b>Coast Guard general gift fund.....</b>				
	69X8533	20,000.00	10,000.00	10,000.00
<b>Department of the Treasury:</b>				
<b>Pershing Hall Memorial fund.....</b>				
	20X8053	211,000.00	211,000.00	-----
<b>Assessment funds.....</b>				
	20X8413	56,695,000.00	52,245,000.00	4,450,000.00
<b>Ester Catell Schmitt gift fund.....</b>				
	20X8902	414,000.00	414,000.00	-----
<b>General Services Administration:</b>				
<b>National Archives gift fund.....</b>				
	47X8197	380,000.00	420,000.00	-40,000.00
<b>National Archives trust fund.....</b>				
	47X8431	3,710,000.00	3,410,000.00	300,000.00
<b>Veterans Administration:</b>				
<b>National service life insurance fund:</b>				
Public debt securities.....	36X8132	7,618,041,000.00	7,250,289,000.00	367,752,000.00
Agency securities.....	--do--	135,000,000.00	235,000,000.00	-100,000,000.00
<b>U.S. Government life insurance fund.....</b>				
	36X8150	495,642,000.00	525,872,000.00	-30,230,000.00
<b>General post fund, national homes.....</b>				
	36X8180	2,365,000.00	1,475,000.00	890,000.00
<b>Veterans special life insurance fund.....</b>				
	36X8455	583,400,000.00	528,389,000.00	55,011,000.00
<b>Independent Agencies:</b>				
<b>Civil Service Commission:</b>				
<b>Civil service retirement and disability fund:</b>				
Public debt securities.....	24X8135	55,884,840,000.00	49,221,368,000.00	6,663,472,000.00
Agency securities.....	--do--	275,000,000.00	375,000,000.00	-100,000,000.00
<b>Employees health benefits fund.....</b>				
	24X8440	513,316,000.00	424,162,000.00	89,154,000.00
<b>Employees life insurance fund.....</b>				
	24X8424	3,016,488,000.00	2,529,802,000.00	486,686,000.00
<b>Retired employees health benefits fund..</b>				
	24X8445	7,629,000.00	13,229,000.00	-5,600,000.00

**Schedule 4 – FEDERAL SECURITIES HELD AS INVESTMENTS  
OF GOVERNMENT ACCOUNTS – Continued**

Agency	Symbol	Investments held September 30, 1978	Investments held September 30, 1977	Net change (September 30, 1977 to September 30, 1978)
<b>Trust Fund Continued:</b>				
<b>Independent Agencies Continued:</b>				
Federal Deposit Insurance Corporation: Federal Deposit Insurance Corporation fund.....	51X8419	\$8,031,768,000.00	\$7,462,458,000.00	\$569,310,000.00
Harry S. Truman Scholarship Foundation: Harry S. Truman Memorial Scholarship trust fund.....	95X8490	32,979,000.00	31,163,000.00	1,816,000.00
Japan-United States Friendship Commission: Japan-United States Friendship Commission fund.....	95X8025	18,671,000.00	19,125,000.00	-454,000.00
Railroad Retirement Board:				
Railroad retirement holding account.....	60X8010	253,922,000.00	258,707,000.00	-4,785,000.00
Railroad retirement account.....	60X8011	2,794,727,642.18	2,897,001,642.18	-102,274,000.00
Railroad retirement supplemental accounts	60X8012	29,238,357.82	26,399,357.82	2,839,000.00
Total public debt securities.....		155,060,992,729.00	143,139,873,875.00	11,921,118,854.00
Total agency securities.....		1,015,000,000.00	1,215,000,000.00	-200,000,000.00
<b>Total Trust funds.....</b>		<b>156,075,992,729.00</b>	<b>144,354,873,875.00</b>	<b>11,721,118,854.00</b>
<b>Off-Budget Federal Agencies:</b>				
Federal Financing Bank.....	20X4521	116,895,000.00	38,205,000.00	78,690,000.00
Postal Service.....	18X4020	1,721,100,000.00	1,271,200,000.00	449,900,000.00
Rural Telephone Bank, as amended May 11, 1973.....	12X4231.1	4,011,000.00	4,066,000.00	-55,000.00
Pension Benefit Guaranty Corporation.....	16X4204	103,400,000.00	71,465,000.00	31,935,000.00
Total public debt securities.....		1,945,406,000.00	1,384,936,000.00	560,470,000.00
<b>Total Off-Budget Federal Agencies</b>		<b>1,945,406,000.00</b>	<b>1,384,936,000.00</b>	<b>560,470,000.00</b>
<b>Grand Total.....</b>		<b>169,476,651,939.65</b>	<b>157,295,161,036.30</b>	<b>12,181,490,903.35</b>

Note: Investments are in public debt securities unless otherwise noted.

1/ Represents:  
Federal Housing Administration debentures.... 1,584,950.00  
Defense Family Housing..... 31,616,296.85

2/ Represents Federal Housing Administration debentures.

3/ Includes \$70,000,000.00 for account 86X4098 (Low-Rent Public Housing Program, Renewal and Housing Assistance).

4/ Represents:  
Federal Housing Administration debentures held by:  
Mutual Mortgage Insurance fund..... 51,820,100.00  
Defense Family Housing mortgages ..... 170,073.27  
Participation certificates..... 139,000,000.00

5/ Represents:  
Federal Housing Administration debentures. 57,180,150.00  
Defense Family Housing mortgage..... 49,701,089.07

6/ Represents:  
Federal Housing Administration debentures.... 214,700.00  
Participation certificates..... 85,760,000.00

**Schedule 5 - ACCOUNTABILITY FOR CASH AND OTHER ASSETS HELD OUTSIDE THE TREASURY ACCOUNT BY  
DISBURSING, COLLECTING AND OTHER FISCAL OFFICERS**

Agencies	Total Accountability 1/	Cash on hand and in transit			Deposits in Banks	Receivable and Deferred Voucher Charges	(Memorandum) Dollar Equivalent of Foreign Curren- cies Purchased with U.S. Dollars 2/
		Total	Advances to Agents	Other Cash on Hand and in Transit to Treasury			
<b>Assets included in fund balances:</b>							
<b>Legislative Branch:</b>							
Senate.....	\$368,222.21	\$280,559.01	-----	\$280,559.01	-----	\$87,663.20	-----
House of Representatives.....	611,044.45	606,994.45	-----	606,994.45	-----	4,050.00	-----
Library of Congress.....	31,917.32	29,963.60	\$22,000.00	7,963.60	-----	1,953.72	-----
Government Printing Office.....	426,706.84	426,706.84	9,825.00	416,881.84	-----	-----	-----
<b>The Judiciary:</b>							
Supreme Court of the United States.....	21,721.02	21,721.02	4,900.00	16,821.02	-----	-----	-----
Clerks, United States District Courts.....	1,386,001.73	1,381,576.73	-----	1,381,576.73	-----	4,425.00	-----
<b>Executive Office of the President.....</b>	<b>601.40</b>	<b>601.40</b>	<b>-----</b>	<b>601.40</b>	<b>-----</b>	<b>-----</b>	<b>-----</b>
<b>Department of Agriculture:</b>							
Departmental Management.....	17,467,636.54	17,467,636.54	-----	17,467,636.54	-----	-----	-----
Agricultural Stabilization and Conservation Service....	9,514.90	9,514.90	-----	9,514.90	-----	-----	-----
Federal Crop Insurance Corporation.....	262,621.08	262,621.08	-----	262,621.08	-----	-----	-----
Commodity Credit Corporation.....	118,506,799.64	118,506,799.64	-----	118,506,799.64	-----	-----	-----
Farmers Home Administration.....	20,095,318.11	20,095,318.11	-----	20,095,318.11	-----	-----	-----
Soil Conservation Service.....	39,472.33	39,472.33	-----	39,472.33	-----	-----	-----
Agricultural Marketing Service.....	16,600,000.00	-----	-----	-----	\$16,600,000.00	-----	-----
Forest Service.....	1,025,161.88	1,025,161.88	-----	1,025,161.88	-----	-----	-----
<b>Department of Commerce:</b>							
Bureau of the Census.....	9,813.85	9,813.85	-----	9,813.85	-----	-----	-----
Patent and Trademark Office.....	222,433.66	222,433.66	-----	222,433.66	-----	-----	-----
<b>Department of Defense:</b>							
<b>Military:</b>							
Air Force.....	121,167,822.17	85,665,053.97	28,470,436.43	57,194,617.54	35,170,892.89	331,875.31	\$43,203,649.00
Army.....	225,922,164.14	148,680,829.95	36,667,091.57	112,013,738.38	21,969,884.78	55,271,449.41	31,033,367.76
Navy.....	157,025,993.55	130,666,097.41	6,014,324.30	124,651,773.11	4,265,535.24	22,094,360.90	6,823,379.88
<b>Civil:</b>							
Corps of Engineers.....	9,667,499.10	9,660,077.26	477,151.75	9,182,925.51	-----	7,421.84	-----
Soldier's and Airmen's Home.....	995.29	995.29	-----	995.29	-----	-----	-----
The Panama Canal.....	3,283,816.97	2,843,616.44	1,297,055.00	1,546,561.44	440,200.53	-----	-----
Department of Energy.....	1,241,922.51	1,241,922.51	-----	1,241,922.51	-----	-----	-----
<b>Department of Health, Education, and Welfare:</b>							
Health Services Administration.....	3,340,449.48	3,340,449.48	-----	3,340,449.48	-----	-----	-----
Center for Disease Control.....	10,528.28	10,528.28	-----	10,528.28	-----	-----	-----
Social and Rehabilitation Service.....	3,315.70	3,315.70	-----	3,315.70	-----	-----	-----
Social Security Administration.....	753,992.11	753,992.11	-----	753,992.11	-----	-----	-----
<b>Department of Housing and Urban Development:</b>							
Office of the Secretary.....	12,146,413.52	12,146,413.52	-----	12,146,413.52	-----	-----	-----
Departmental Management.....	71,553.37	71,553.37	-----	71,553.37	-----	-----	-----
<b>Department of the Interior:</b>							
Bureau of Land Management.....	4,334,503.71	4,334,503.71	-----	4,334,503.71	-----	-----	-----
National Park Service.....	1,137.42	1,137.42	-----	1,137.42	-----	-----	-----
U.S. Geological Survey.....	143,408.67	143,408.67	-----	143,408.67	-----	-----	-----
Bureau of Indian Affairs.....	582,869,752.79	5,159.57	-----	5,159.57	582,864,593.22	-----	-----
<b>Department of Justice:</b>							
General Administration and Legal Activities.....	291,121.16	290,639.74	-----	290,639.74	-----	481.42	-----
Federal Bureau of Investigation.....	141,784.89	141,784.89	-----	141,784.89	-----	-----	-----
Immigration and Naturalization.....	421,410.98	421,410.98	-----	421,410.98	-----	-----	-----
Federal Prison Industries.....	769,900.70	769,900.70	-----	769,900.70	-----	-----	-----
National Institute of Corrections.....	245,642.21	245,642.21	-----	245,642.21	-----	-----	-----
Department of State.....	103,149.16	103,149.16	-----	103,149.16	-----	-----	-----

**Schedule 5 - ACCOUNTABILITY FOR CASH AND OTHER ASSETS HELD OUTSIDE THE TREASURY ACCOUNT BY  
DISBURSING, COLLECTING AND OTHER FISCAL OFFICERS - Continued**

Agencies	Total Accountability 1/	Cash on hand and in transit			Deposits in Banks	Receivable and Deferred Voucher Charges	(Memorandum) Dollar Equivalent of Foreign Curren- cies Purchased with U.S. Dollars 2/
		Total	Advances to Agents	Other Cash on Hand and in Transit to Treasury			
Department of Transportation:							
Coast Guard.....	\$261,586.33	\$261,586.33	-----	\$261,586.33	-----	-----	-----
Federal Aviation Administration.....	378.00	378.00	-----	378.00	-----	-----	-----
Saint Lawrence Seaway Development Corporation.....	883,707.88	783,561.45	\$1,300.00	782,261.45	\$100,146.43	-----	-----
Department of the Treasury:							
Office of the Secretary.....	34,926,388.54	-----	-----	-----	34,926,388.54	-----	-----
Bureau of Government Financial Operations:							
Division of Disbursement:							
Chief Disbursing Officer.....	2/190,667,844.47	181,974,885.52	181,740,664.26	234,221.26	2,909,229.32	\$5,783,729.63	\$3,235,784.60
Regional Disbursing Officers.....	207,613,313.34	209,087,869.39	45,018,398.80	164,069,470.59	59,799.04	4/-1,534,355.09	-----
Assistant Disbursing Officers.....	314,816.30	50,101.68	16,898.68	33,203.00	263,745.63	968.99	-----
United States Disbursing Officers.....	93,054,025.78	32,390,923.74	16,913,170.23	15,477,753.51	14,189,526.03	46,473,576.01	5/-39,769,956.74
Coast Guard Disbursing Officers.....	681,420.85	681,420.85	661,020.08	20,400.77	-----	-----	-----
Customs Service.....	1,250,945.66	216,010.74	-----	216,010.74	-----	1,034,934.92	-----
Bureau of Engraving and Printing.....	18.00	18.00	-----	18.00	-----	-----	-----
Bureau of the Mint.....	2,020,959.58	2,020,959.58	-----	2,020,959.58	-----	-----	-----
Internal Revenue Service.....	301,181,880.72	301,119,895.09	-----	301,119,895.09	-----	61,985.63	-----
Office of the Comptroller of the Currency.....	12,242.85	6,350.00	6,350.00	-----	5,892.85	-----	-----
General Services Administration.....	269,791.37	269,791.37	-----	269,791.37	-----	-----	-----
Veterans Administration.....	10,795,699.05	7,228,794.93	261,595.60	6,967,199.33	3,566,904.12	-----	-----
Other Independent Agencies:							
Civil Aeronautics Board.....	15,657.14	15,657.14	-----	15,657.14	-----	-----	-----
Civil Service Commission.....	1,095,068.86	1,095,068.86	-----	1,095,068.86	-----	-----	-----
Commodity Futures Trading Commission.....	7,850.18	7,850.18	-----	7,850.18	-----	-----	-----
Community Services Administration.....	210,155.58	196,467.02	193,200.00	3,267.02	-----	13,688.56	-----
District of Columbia.....	750.00	750.00	700.00	50.00	-----	-----	-----
Equal Employment Opportunity Commission.....	16.40	16.40	-----	16.40	-----	-----	-----
Export-Import Bank of the United States.....	500.00	500.00	500.00	-----	-----	-----	-----
Federal Deposit Insurance Corporation.....	3,620,374.32	26,175.00	26,175.00	-----	3,594,199.32	-----	-----
Federal Savings and Loan Insurance Corporation.....	590.00	590.00	-----	590.00	-----	-----	-----
Interstate Commerce Commission.....	590.00	590.00	-----	590.00	-----	-----	-----
National Credit Union Administration.....	1,217,063.59	1,217,063.59	-----	1,217,063.59	-----	-----	-----
National Endowment for the Humanities.....	71,000.00	71,000.00	-----	71,000.00	-----	-----	-----
National Science Foundation.....	127,670.84	127,670.84	-----	127,670.84	-----	-----	-----
Postal Service.....	211,607,417.81	53,648,754.80	365,550.00	53,283,204.80	157,958,663.01	-----	-----
Railroad Retirement Board.....	14,751.75	14,751.75	-----	14,751.75	-----	-----	-----
Small Business Administration.....	4,290,755.56	4,290,755.56	-----	4,290,755.56	-----	-----	-----
Tennessee Valley Authority.....	184,873.98	46,373.98	-----	46,373.98	138,500.00	-----	-----
Grand Total Fiscal Year 1978.....	2,367,443,279.57	1,358,780,969.17	318,168,306.70	1,040,612,662.47	879,024,100.95	129,638,209.45	44,526,224.50
Grand Total Fiscal Year 1977.....	2,304,998,557.87	1,302,394,233.12	323,008,592.59	979,385,640.53	937,888,565.24	64,715,759.51	139,309,657.00
Net Change, Increase or Decrease (-).....	62,444,721.70	56,386,736.05	-4,840,285.89	61,227,021.94	-58,864,464.29	64,922,449.94	-94,783,432.50

- 1/ The data in this table are derived from the official accounts and reports rendered by the concerned officers to the Comptroller General of the U.S. and the Department of the Treasury.
- 2/ These dollar equivalents of foreign currencies purchased with United States dollars are included in the preceding columns of this table. Foreign currencies acquired without purchase of dollars are not included in this table (See Footnote 5) or in the dollar accountability of disbursing or collecting officers, but are brought under custodial control of the Treasury for use as directed by law. For more information regarding the bases used for U.S. Dollar Equivalents, see Part Five, "Foreign Currency Accounts", "Bases of Figures".
- 3/ "Includes \$181,342,199.23 representing the value of silver transferred to the stock piles established pursuant to the Strategic and Critical Materials Stock Piling Act in accordance with the Act of June 24, 1967."
- 4/ Includes negative \$1,890,893.42 to be adjusted in fiscal year 1979.
- 5/ Includes net negative cumulative balance as reflected on Disbursing Officers Accountability Statement, resulting from the confirmation of the receipt of deposits not being received from the local bank in time for inclusion in accounts at September 30, 1978.

**Schedule 6 – OTHER UNITED STATES TREASURY MONETARY ASSETS**

Item	Balance September 30, 1978	Balance September 30, 1977	Net Change (September 30, 1977 to September 30, 1978)
<b>Other U.S. Treasury Monetary Assets:</b>			
Funds in process of collection through:			
Federal Reserve Banks.....	\$257,326,624.39	\$147,161,624.72	\$110,164,999.67
Other depositories.....	10,933,457.97	30,974,924.70	-20,041,466.73
Time deposits and other depository accounts.....	411,295,959.13	529,533,197.31	-118,237,238.18
Assets in Treasury Offices:			
Dollar (Coin).....	38,514,186.00	52,531,400.00	-14,017,214.00
Paper Currency.....	23,393,979.00	16,652,913.00	6,741,066.00
Subsidiary and Minor Coin.....	245,861,537.34	364,756,377.62	-118,894,840.28
Coinage Metals.....	262,371,539.06	282,936,809.70	-20,565,270.64
<b>Total - Other U.S. Treasury Monetary Assets.....</b>	<b>1,249,697,282.89</b>	<b>1,424,547,247.05</b>	<b>-174,849,964.16</b>

# **PART TWO**

---

---

## **RECEIPTS**

---

---

Table A - Receipts by source categories

Table B - Receipts by organizational unit

Table C - Part 1 - Clearing accounts for withheld  
Federal individual income and  
Federal insurance contribution  
act taxes

Table C - Part 2 - Budget clearing account (suspense)

Table C - Part 3 - Other receipt clearing accounts

Table D - Capital transfers

Table E - Customs collections of duties by districts  
and ports

Table F - Internal revenue receipts by states and  
districts



TABLE A - RECEIPTS BY SOURCE CATEGORIES

CLASSIFICATION	RECEIPT SYMBOL	BUDGET RECEIPTS	CLASSIFICATION	RECEIPT SYMBOL	BUDGET RECEIPTS
BUDGET RECEIPTS			SOCIAL INSURANCE TAXES AND CONTRIBUTIONS		
INCOME TAXES			EMPLOYMENT TAXES AND CONTRIBUTIONS		
INDIVIDUAL INCOME TAXES			FEDERAL OLD-AGE AND SURVIVORS INSURANCE:		
WITHHELD INDIVIDUAL INCOME AND FICA TAXES	2111	\$165,378,556,488.68	TRANSFERS FROM GENERAL FUND OF AMOUNTS EQUAL TO FICA TAXES, FEDERAL OLD-AGE AND SURVIVORS INSURANCE TRUST FUND (42 USC 411)	8016.1	\$62,366,135,993.29
(SUSPENSE)			INSURANCE TRUST FUND (42 USC 411)		
INDIVIDUAL INCOME TAX, OTHER	F3101	-18,815,891.48	DEPOSITS BY STATES, FEDERAL OLD-AGE AND SURVIVORS INSURANCE TRUST FUND (42 USC 418 (H) (1))	8016.3	7,859,658,448.45
RESIDENTIAL ELECTION CAMPAIGN FUND	2113	47,873,913,326.14	TRANSFERS FROM GENERAL FUND OF AMOUNTS EQUAL TO SECA TAXES, FEDERAL OLD-AGE AND SURVIVORS INSURANCE TRUST FUND (42 USC 411)		
REFUNDS OF INDIVIDUAL INCOME AND FICA TAXES	5181	1,739,177,131.89	INSURANCE TRUST FUND (42 USC 411)	8006.11	3,392,165,965.83
UNIDENTIFIED CASH COLLECTIONS, FEDERAL TAX DEPOSITS, INTERNAL REVENUE SERVICE, ATLANTA, GEORGIA	20X1913	-32,177,369,972.84	REFUNDS OF TAXES, FEDERAL OLD-AGE AND SURVIVORS INSURANCE TRUST FUND	20X8006	-387,225,000.00
UNIDENTIFIED CASH COLLECTIONS, FEDERAL TAX DEPOSITS, INTERNAL REVENUE SERVICE, ANDOVER, MASSACHUSETTS	F3821.7	-688,233.12	TOTAL, FEDERAL OLD-AGE AND SURVIVORS INSURANCE		73,140,779,494.57
UNIDENTIFIED CASH COLLECTIONS, FEDERAL TAX DEPOSITS, INTERNAL REVENUE SERVICE, KANSAS CITY, MISSOURI	F3821.8	1,443,872.76			
UNIDENTIFIED CASH COLLECTIONS, FEDERAL TAX DEPOSITS, INTERNAL REVENUE SERVICE, KANSAS CITY, MISSOURI	F3821.9	-9,476,347.85	FEDERAL DISABILITY INSURANCE:		
UNIDENTIFIED CASH COLLECTIONS, FEDERAL TAX DEPOSITS, INTERNAL REVENUE SERVICE, CINCINNATI, OHIO	F3821.17	2,740,573.37	TRANSFERS FROM GENERAL FUND OF AMOUNTS EQUAL TO FICA TAXES, FEDERAL DISABILITY INSURANCE TRUST FUND (42 USC 401)	8007.1	1,517,122,389.19
UNIDENTIFIED CASH COLLECTIONS, FEDERAL TAX DEPOSITS, INTERNAL REVENUE SERVICE, AUSTIN, TEXAS	F3821.19	-1,653,441.18	DEPOSITS BY STATES, FEDERAL DISABILITY INSURANCE TRUST FUND (42 USC 418(H)(1))	8017.3	1,312,549,966.64
UNIDENTIFIED CASH COLLECTIONS, FEDERAL TAX DEPOSITS, INTERNAL REVENUE SERVICE, BROOKHAVEN, NEW YORK	F3821.28	1,541,829.83	SEC A TAXES, FEDERAL DISABILITY INSURANCE TRUST FUND (42 USC 401)		
UNIDENTIFIED CASH COLLECTIONS, FEDERAL TAX DEPOSITS, INTERNAL REVENUE SERVICE, PHILADELPHIA, PENNSYLVANIA	F3821.29	5,851,292.85	REFUNDS OF TAXES, FEDERAL DISABILITY INSURANCE TRUST FUND	8017.11	471,623,352.87
UNIDENTIFIED CASH COLLECTIONS, FEDERAL TAX DEPOSITS, INTERNAL REVENUE SERVICE, OGDEN, UTAH	F3821.49	-4,859,893.47	TOTAL, FEDERAL DISABILITY INSURANCE	20X8017	-51,911,000.00
TOTAL, INDIVIDUAL INCOME TAXES	F3821.89	16,914,570.00			
		180,987,713,821.30	FEDERAL HOSPITAL INSURANCE:		
CORPORATION INCOME TAXES:			TRANSFERS FROM GENERAL FUND OF AMOUNTS EQUAL TO FICA TAXES, FEDERAL HOSPITAL INSURANCE TRUST FUND (42 USC 1395 I)	8015.1	14,213,688,095.92
CORPORATION INCOME AND EXCESS PROFITS TAXES	0111	65,380,145,326.69	DEPOSITS BY STATES, FEDERAL HOSPITAL INSURANCE TRUST FUND (42 USC 418(H)(1))	8005.3	1,843,511,400.97
REFUNDING INTERNAL REVENUE COLLECTIONS,	20X1913	-5,428,279,674.67	PREMIUMS COLLECTED FOR UNINSURED INDIVIDUALS NOT OTHERWISE ELIGIBLE, FEDERAL HOSPITAL INSURANCE TRUST FUND	8005.9	12,094,193.29
CORPORATION TAXES			RECEIPTS FROM RAILROAD RETIREMENT ACCOUNT, FEDERAL HOSPITAL INSURANCE TRUST FUND (42 USC 228E (K))		
TOTAL, CORPORATION INCOME TAXES		59,951,865,652.09	TRANSFERS FROM GENERAL FUND OF AMOUNTS EQUAL TO SECA TAXES, FEDERAL HOSPITAL INSURANCE TRUST FUND (42 USC 1395 I)	8015.11	196,506,000.00
TOTAL, INCOME TAXES		244,939,639,472.39	REFUNDS OF TAXES, FEDERAL HOSPITAL INSURANCE TRUST FUND	20X8015	-79,600,000.00
			TOTAL, FEDERAL HOSPITAL INSURANCE		16,679,667,367.88

TABLE A - RECEIPTS BY SOURCE CATEGORIES

CLASSIFICATION	RECEIPT SYMBOL	BUDGET RECEIPTS	CLASSIFICATION	RECEIPT SYMBOL	BUDGET RECEIPTS
<b>SOCIAL INSURANCE TAXES AND CONTRIBUTIONS-CONTINUED</b>					
<b>EMPLOYMENT TAXES AND CONTRIBUTIONS-CONTINUED</b>					
<b>RAILROAD RETIREMENT ACCOUNTS:</b>					
RAILROAD RETIREMENT TAX ACT TAXES . . . . .	8139	\$43,917,420.18	SOCIAL INSURANCE TAXES AND CONTRIBUTIONS-CONTINUED		
RAILROAD RETIREMENT TAXES, RAILROAD RETIREMENT ACCOUNT (66 STAT. 371) . . . . .	8111.2	1,856,986,889.65	CONTRIBUTIONS FOR OTHER INSURANCE AND RETIREMENT-CONTINUED		
RECEIPTS TRANSFERRED TO THE FEDERAL HOSPITAL INSURANCE TRUST FUND, RAILROAD RETIREMENT ACCOUNT (45 USC 228E (K)) . . . . .	8111.21	-196,566,000.14	FEDERAL EMPLOYEES' RETIREMENT CONTRIBUTIONS-CONTINUED		
RAILROAD RETIREMENT SUPPLEMENTAL ANNUITY TAXES, RAILROAD RETIREMENT SUPPLEMENTAL ACCOUNT (45 USC 228 O) . . . . .	8112.2	118,327,000.00	DEDUCTIONS FROM EMPLOYEES SALARIES, CIVIL SERVICE RETIREMENT AND DISABILITY FUND (5 USC 8331, 8334 (A)) . . . . .	8135.1	\$3,109,742,119.78
REFUNDS OF TAXES, RAILROAD RETIREMENT ACCOUNT . . . . .	60X8011	-719,175.91	DEDUCTIONS FROM EMPLOYEES SALARIES, CIVIL SERVICE RETIREMENT AND DISABILITY FUND (5 USC 8331, 8334 A) . . . . .	F8135.1	-1,139,773.66
TOTAL, RAILROAD RETIREMENT ACCOUNTS . . . . .		1,822,776,233.93	CREDIT PAYMENTS, ETC., CIVIL SERVICE RETIREMENT AND DISABILITY FUND . . . . .	8135.3	38,521,308.32
TOTAL, EMPLOYMENT TAXES AND CONTRIBUTIONS . . . . .		1,03,893,48,715.18	VOLUNTARY CONTRIBUTIONS, DONATIONS, SERVICE CREDIT PAYMENTS, ETC., CIVIL SERVICE RETIREMENT AND DISABILITY FUND . . . . .	F8135.3	-1,061,04
<b>UNEMPLOYMENT INSURANCE</b>					
TRANSFERS FROM GENERAL FUND OF AMOUNTS EQUAL TO FUTA TAXES, UNEMPLOYMENT TRUST FUND (42 USC 1174) . . . . .	8142.1	2,642,703,011.10	DEDUCTIONS FROM EMPLOYEES SALARIES, FOREIGN SERVICE RETIREMENT AND DISABILITY FUND (22 USC 1116) . . . . .	8186.1	19,187,749.58
STATE ACCOUNTS, DEPOSITS BY STATES, UNEMPLOYMENT TRUST FUND (42 USC 1104) . . . . .	8142.3	11,031,894,878.75	DEDUCTIONS FROM EMPLOYEES SALARIES, FOREIGN SERVICE RETIREMENT AND DISABILITY FUND (22 USC 1171) . . . . .	F8186.1	67,954.23
RAILROAD UNEMPLOYMENT INSURANCE ACCOUNT, DEPOSITS BY RAILROAD RETIREMENT BOARD, UNEMPLOYMENT TRUST FUND (42 USC 1104) . . . . .	8142.5	204,268,666.18	VOLUNTARY CONTRIBUTIONS, DONATIONS, SERVICE CREDIT PAYMENTS ETC., FOREIGN SERVICE RETIREMENT AND DISABILITY FUND (22 USC 1116) . . . . .	8186.3	1,149,137.41
RAILROAD UNEMPLOYMENT INSURANCE ADMINISTRATION FUND, DEPOSITS BY RAILROAD RETIREMENT BOARD, UNEMPLOYMENT TRUST FUND (42 USC 1104) . . . . .	8042.6	13,613,897.44	CREDIT PAYMENTS ETC., FOREIGN SERVICE RETIREMENT AND DISABILITY FUND (SUSPENSE) . . . . .	F8186.3	-994,029.74
REFUNDS OF TAXES, UNEMPLOYMENT TRUST FUND . . . . .	20X8042	-62,389,733.12	WITHHELD PAY, SOLDIERS' AND ARMENIANS HOME . . . . .	803.2	6,929,171.48
TOTAL, UNEMPLOYMENT INSURANCE . . . . .		13,349,557,709.25	TOTAL, FEDERAL EMPLOYEES' RETIREMENT CONTRIBUTIONS . . . . .		3,174,262,878.39
<b>CONTRIBUTIONS FOR OTHER INSURANCE AND RETIREMENT</b>					
<b>FEDERAL SUPPLEMENTARY MEDICAL INSURANCE:</b>					
PREMIUMS COLLECTED FOR THE AGED, FEDERAL SUPPLEMENTARY MEDICAL INSURANCE TRUST FUNDS (42 USC 1395T) . . . . .	8044.5	2,186,489,017.46	OTHER RETIREMENT CONTRIBUTIONS: CONTRIBUTIONS FROM EMPLOYING NON-FEDERAL AGENCIES, CIVIL SERVICE RETIREMENT AND DISABILITY FUND (5 USC 8334) . . . . .	8135.21	62,323,712.02
PREMIUMS COLLECTED FOR THE DISABLED, FEDERAL SUPPLEMENTARY MEDICAL INSURANCE TRUST FUND . . . . .	8044.7	244,644,213.48	TOTAL, OTHER RETIREMENT CONTRIBUTIONS . . . . .		62,323,712.02
TOTAL, FEDERAL SUPPLEMENTARY MEDICAL INSURANCE . . . . .		2,431,133,230.94	TOTAL, CONTRIBUTIONS FOR OTHER INSURANCE AND RETIREMENT . . . . .		5,667,719,791.35
<b>EXCISE TAXES</b>					
<b>FEDERAL EMPLOYEES' RETIREMENT CONTRIBUTIONS:</b>					
DEDUCTIONS FROM EMPLOYEES SALARIES, JUDICIAL SURVIVORS ANNUITIES FUND (28 USC 376) . . . . .	8110.1	1,572,567.03	EXCISE TAXES . . . . .		9,843,554.17
DEDUCTIONS FROM EMPLOYEES SALARIES, TAX COURT JUDGES SURVIVORS ANNUITY FUND (26 USC 7448C) . . . . .	8115.1	27,795.00	AVIATION FUEL AND OIL TAXES, AIR FORCE (SUSPENSE) . . . . .	F0152	-17,231.76
			RECOVERY FROM HIGHWAY TRUST FUND FOR REFUNDS OF TAXES . . . . .	3152	137,447,286.11
			RECOVERY FROM LAND AND WATER CONSERVATION FUND FOR REFUNDS OF GASOLINE AND FLOOR STOCK TAXES . . . . .	3193	3,479,280.16

TABLE A - RECEIPTS BY SOURCE CATEGORIES

CLASSIFICATION	RECEIPT SYMBOL	BUDGET RECEIPTS	CLASSIFICATION	RECEIPT SYMBOL	BUDGET RECEIPTS
<b>EXCISE TAXES-CONTINUED</b>					
RECOVERY FROM AIRPORT AND AIRWAY TRUST FUND FUR			MISCELLANEOUS RECEIPTS		
REFUNDS OF TAXES	31094	\$2,008,343.09	MISCELLANEOUS TAXES		
LAND AND WATER CONSERVATION FUND, MOTORBOAT FUELS			FEDERAL TAX WITHHELD FROM PAYMENTS TO NONRESIDENT ALIENS (SUSPENSE)	F0109	\$85,940.58
TAX (16 USC 4691-5)	50453	30,521,719.94	MISCELLANEOUS TAXES, NOT OTHERWISE CLASSIFIED	0199	12,942,159.75
TAX ON PISTOLS AND REVOLVERS, BOWS AND ARROWS, FEDERAL AID TO WILDLIFE RESTORATION FUND (16 USC 6698)	50291	22,353,917.41	DEPOSITS, DUTIES AND TAXES, PUERTO RICO, UNITED STATES CUSTOMS SERVICE (48 USC 74)	5687	76,369,245.44
TAX ON FIREARMS, SHELLS, AND CARTRIDGES, FEDERAL AID TO WILDLIFE RESTORATION FUND (16 USC 6698)	54292	63,664,716.00	DEPOSITS, DUTIES AND TAXES, VIRGIN ISLANDS, UNITED STATES CUSTOMS SERVICE (48 USC 1406 H)	5692	157,534,669.62
TAX ON FISHING BOATS, CREELS, KEELS, ARTIFICIAL LURES, BAITS, AND FLIES (16 USC 777b)	5138	28,469,504.99	DEPOSITS, INTERNAL REVENUE SERVICE, COLLECTIONS FOR CHILD SUPPORT	5734	27,040,335
DEPOSITS, INTERNAL REVENUE, COLLECTIONS FUR PUERTO RICO (26 USC 7652 (A)(3))	5737	186,271,422.41	TOTAL, MISCELLANEOUS TAXES		246,959,155.74
DEPOSITS, INTERNAL REVENUE, COLLECTIONS FUR VIRGIN ISLANDS (26 USC 7652 (B) (3))	5738	24,662,421.87			
PAYMENT TO LAND AND WATER CONSERVATION FUND, HIGHWAY TRUST FUND	20X8102	-34,000,000.00	RECEIPTS FROM MONETARY POWER		
REFUNDS OF TAXES, HIGHWAY TRUST FUND	20X8102	-137,447,286.41	DEPOSIT OF EARNINGS, FEDERAL RESERVE SYSTEM	0659	6,641,091,780.09
DEPOSITS, HIGHWAY TRUST FUND (23 USC 121)	81021	7,675,881,741.86	TOTAL, DEPOSIT OF EARNINGS, FEDERAL RESERVE SYSTEM		6,641,091,780.09
REFUNDS OF TAXES, AIRPORT AND AIRWAY TRUST FUND	20X8103	-2,008,343.05	TOTAL, RECEIPTS FROM MONETARY POWER		6,641,091,780.09
DEPOSITS, AIRPORT AND AIRWAY TRUST FUND (49 USC 1742)	81031	1,328,058,441.74			
TRANSFER FROM GENERAL FUND, BLACK LUNG BENEFITS REVENUE ACT TAXES, BLACK LUNG DISABILITY TRUST FUND	81441	92,153,000.00	MISCELLANEOUS INTEREST		
REFUNDING INTERNAL REVENUE COLLECTIONS, EXCISE TAXES	20X0903	-288,765,128.56	INTEREST ON LATE PAYMENT OF COAL MINING RECLAMATION FEES, OFFICE OF SURFACE MINING RECLAMATION AND ENFORCEMENT	50152	1,648.81
TOTAL, EXCISE TAXES		18,376,183,872.83	TOTAL, MISCELLANEOUS INTEREST		1,648.81
<b>ESTATE AND GIFT TAXES</b>					
ESTATE AND GIFT TAXES	0153	5,381,498,529.12	FEES FOR REGULATORY AND JUDICIAL SERVICES		
REFUNDING INTERNAL REVENUE COLLECTIONS, ESTATE AND GIFT TAXES	20X0903	-56,096,651.43	IMMIGRATION, PASSPORT AND CONSULAR FEES	0830	64,568,117.17
TOTAL, ESTATE AND GIFT TAXES		5,285,401,877.69	TOTAL, IMMIGRATION, PASSPORT AND CONSULAR FEES		64,568,117.17
<b>CUSTOMS DUTIES</b>					
CUSTOMS DUTIES (SEE TABLE F)	0310	24,134,232,690.42	PATENT TRADEMARK AND COPYRIGHT FEES	0840	27,727,957.03
30 PERCENT OF CUSTOMS DUTIES, FUNDS FUR STRENGTHENING MARKETS, INCOME, AND SUPPLY (SECTION 32) (7 USC 612C)	5209	2,583,952,338.40	TOTAL, PATENT TRADEMARK AND COPYRIGHT FEES		27,727,957.03
70 PERCENT OF CUSTOMS DUTIES ON WOOL, REIMBURSEMENT FOR COSTS OF NATIONAL WOOL ACT (7 USC 1784)	5210	1,427,199.59			
REFUNDS AND DRAWBACKS, UNITED STATES CUSTOMS SERVICE	20X0903	-155,894,640.06			
TOTAL, CUSTOMS DUTIES		6,572,717,888.35			

TABLE A - RECEIPTS BY SOURCE CATEGORIES

MISCELLANEOUS RECEIPTS-CONTINUED		RECEIPT SYMBOL	BUDGET RECEIPTS	MISCELLANEOUS RECEIPTS-CONTINUED		RECEIPT SYMBOL	BUDGET RECEIPTS
CLASSIFICATION				CLASSIFICATION			
Fees for Regulatory and Judicial Services-Continued				Fines, Penalties, and Forfeitures			
Registration and Filing Fees:		0850	673,450,994.97	Miscellaneous Receipts-Continued			
Registration and Filing Fees, Community				Fines, Penalties, and Forfeitures			
Futures Trading Commission		0851,140	1,331,830.73	Fines, Penalties, and Forfeitures, Agricultural Laws		111	3874,424.72
Subtotal, Registration and Filing Fees			14,842,735.71	Total, Fines, Penalties, and Forfeitures, Agricultural Laws			874,424.72
Interstate Land Sales Fund, Housing and Urban Development (15 USC 1704 (b))		5270	342,063.62	Fines, Penalties, and Forfeitures, Economic Stabilization Laws		192	1,891,326.73
Total, Registration and Filing Fees			75,184,799.32	Total, Fines, Penalties and Forfeitures, Economic Stabilization Laws			1,891,326.73
Fees for Legal and Judicial Services:		0861	239,800.00	Fines, Penalties, and Forfeitures, Immigration and Labor Laws		1130	13,254,921.50
Charges for Expenses, Settlement of International Claims				Total, Fines, Penalties, and Forfeitures, Immigration and Labor Laws			13,254,921.50
Deductions from Awards of Mixed Claims Commission, United States and Germany		0862	19,331.65	Fines, Penalties, and Forfeitures, Commerce and Antitrust Laws			
Fees for Legal and Judicial Services, Not Otherwise Classified		0869	5,411,567.05	Fines, Penalties, and Forfeitures, Customs, Commerce and Antitrust Laws		1740	28,829,936.73
Referrees' Salary and Expense Fund (11 USC 68)		5040	31,934,695.89	Oil Pollution Fund, Coast Guard (33 USC 1161 (k))		5168	7,144,492.68
Hydraulic Mining in California, Tax, Debris Reservoirs		5166,1	48,000.00	Proceeds of Sales of Unclaimed, Abandoned, and Seized Goods, United States Customs Service (19 USC 1451, 1493)		8789	3,453,331.08
Total, Fees for Legal and Judicial Services			36,653,334.63	Total, Fines, Penalties, and Forfeitures, Commerce and Antitrust Laws			39,427,769.45
Petroleum and Petroleum Products Import Fees:		0880	16,168,077.96	Fines, Penalties, and Forfeitures, Narcotic, Prohibition and Alcohol Laws		1050	2,753,052.08
Fees for Licenses to Import Petroleum and Petroleum Products				Total, Fines, Penalties, and Forfeitures, Narcotic, Prohibition and Alcohol Laws			2,753,052.08
Total, Petroleum and Petroleum Products Import Fees			16,168,077.96	Foresuits, Penalties, and Forfeitures		1060	3,329,827.46
Miscellaneous Fees for Regulatory and Judicial Services, Not Otherwise Classified:		0891	22,735,975.36	Foresuits under Longshoremen's and Harbor Workers' Compensation Act, as Amended (33 USC 944)		8130,1	4,128,143.54
Nuclear Facility Fees for Various Permits and Licenses		0892	6,914,705.01	Receipts under Workmen's Compensation Act, within the District of Columbia (33 USC 944)		8136,1	1,57,933.43
Licenses under Federal Power Act, Improvements of Navigable Waters (16 USC 817)		5012	426,500.36	Contributions, Advisory Commission on Intergovernmental Relations (42 USC 4279)		8155,1	47,250.00
Coal Mining Reclamation Fees, Office of Surface Mining Reclamation and Enforcement		5015,1	68,795,540.75	Foresuits of Unclaimed Money and Property			
Deposits, Perishable Agricultural Commodities Act Fund (7 USC 499c (b))		5070	1,736,035.11	Receipts under Longshoremen's and Harbor Workers' Compensation Act, as Amended (33 USC 944)			
Licenses under Federal Power Act from Public Lands and National Forests, Payment to States (37-1/2 Percent)		5105	218,297.04	Total, Miscellaneous Fees for Regulatory and Judicial Services, Not Otherwise Classified			
Migratory Bird Hunting Stamps (16 USC 718d)		5137	11,218,953.27	Total, Fees for Regulatory and Judicial Services			
Total, Miscellaneous Fees for Regulatory and Judicial Services, Not Otherwise Classified			112,066,006.83	Total, Fees for Regulatory and Judicial Services			
Total, Fees for Regulatory and Judicial Services			332,248,292.94	Total, Fees for Regulatory and Judicial Services			

TABLE A - RECEIPTS BY SOURCE CATEGORIES

CLASSIFICATION	RECEIPT SYMBOL	BUDGET RECEIPTS	CLASSIFICATION	RECEIPT SYMBOL	BUDGET RECEIPTS
MISCELLANEOUS RECEIPTS-CONTINUED					
FINES, PENALTIES, AND FORFEITURES-CONTINUED			MISCELLANEOUS RECEIPTS-CONTINUED		
FORFEITURES OF UNCLAIMED MONEY AND PROPERTY-CONTINUED			GIFTS AND CONTRIBUTIONS		
VETERANS ADMINISTRATION (38 USC 5101-5227)	8180.1	36,193,739.34	CONTRIBUTIONS TO 'CONSCIENCE FUND'	1211	137,424.27
ESTATES OF DECEASED AND OTHER GOVERNMENTAL RECEIPTS, SOLDIERS' AND AIRMEN'S HOME	8930.3	99,373.22	TOTAL, CONTRIBUTIONS TO 'CONSCIENCE FUND'		137,424.27
TOTAL, FORFEITURES OF UNCLAIMED MONEY AND PROPERTY		14,855,866.95			
FINES, PENALTIES, AND FORFEITURES, MINE SAFETY AND HEALTH ADMINISTRATION	1080	12,821,429.19	GIFTS TO THE UNITED STATES, NOT OTHERWISE CLASSIFIED	1209	1,117,726.04
TOTAL, FINES, PENALTIES, AND FORFEITURES, MINE SAFETY AND HEALTH		12,821,429.15	GIFTS TO THE UNITED STATES FOR REDUCTION OF THE PUBLIC DEBT (31 USC 914)	5081	341,566.9
MISCELLANEOUS FINES, PENALTIES, AND FORFEITURES:			GIFTS, FEDERAL SUPPLEMENTARY MEDICAL INSURANCE TRUST FUND (42 USC 1395T)	8004.42	5,000.00
OTHERWISE CLASSIFIED	1799	41,602,097.96	GIFTS, FEDERAL OLD-AGE AND SURVIVORS INSURANCE TRUST FUND	9006.42	6,081.39
OTHERWISE CLASSIFIED, COMMUNITY FUTURES TRADING COMMISSION	1099.140	118,003.20	GIFTS, FEDERAL DISABILITY INSURANCE TRUST FUND	8007.42	159,600.00
SUBTOTAL, FINES, PENALTIES, AND FORFEITURES, NOT OTHERWISE CLASSIFIED		41,720,991.16	CONTRIBUTIONS TO OFFICE OF NAVAL RECORDS AND HISTORY FUND (11 USC 7222)	8008.1	17,582,000.00
FINES, PENALTIES, AND FORFEITURES, INDIAN TRIBAL FUNDS (31 USC 66-31 USC 725 S)	8365.31	264,984.07	ON THE OBSERVANCE OF INTERNATIONAL WOMEN'S YEAR, 1975	8024	82,867.84
STOPPAGES, FINES, AND FORFEITURES, SOLDIERS' AND AIRMEN'S HOME	8930.4	2,212,287.31	CONTRIBUTIONS TO LIBRARY OF CONGRESS GIFT FUND (? USC 160)	8031	2,327,162.75
TOTAL, MISCELLANEOUS FINES, PENALTIES AND FORFEITURES		44,197,365.54	LIBRARY OF CONGRESS TRUST FUND	8032.1	307,300.00
TOTAL, FINES, PENALTIES, AND FORFEITURES		130,176,147.24	CONTRIBUTIONS TO INVESTMENT ACCOUNT, LIBRARY OF CONGRESS TRUST FUND (2 USC 158)	8032.3	2,221.94
WAR REPARATIONS AND RECOVERIES UNDER MILITARY OCCUPATION			DONATIONS TO NATIONAL PARK SERVICE (16 USC 6)	8037	800,722.45
RECOVERIES UNDER MILITARY OCCUPATION			GIFTS AND DONATIONS, NATIONAL ENDOWMENT FOR THE ARTS	8041	236,449.56
			GIFTS AND DONATIONS, NATIONAL ENDOWMENT FOR THE HUMANITIES	805	8,080,361.97
			CONTRIBUTION FOR JEFFERSON NATIONAL EXPANSION MEMORIAL (16 USC 450 JJ)	8068	125,000.00
			CONTRIBUTIONS AND DONATIONS, OFFICE OF TECHNOLOGY ASSESSMENT (2 USC 475 A)		
			31 USC 725)	8094	2,515.50
			GIFTS AND BEQUESTS, NATIONAL COMMISSION FOR MANPOWER POLICY (87 STAT 874)	8131	3,000.00
			CONTRIBUTIONS, EDUCATIONAL AND CULTURAL EXCHANGE, INTERNATIONAL COMMUNICATION AGENCY DEPOSITS, CANAL ZONE BIOLOGICAL AREA FUND (20 USC 79D)	8167.2	56,289.01
			DONATIONS, NATIONAL ARCHIVES GIFT FUND (44 USC 2305)	8190	78,829.45
			CONTRIBUTIONS TO NATIONAL INSTITUTES OF HEALTH UNCONDITIONAL GIFT FUND (42 USC 219)	8197.1	132,517.13
			CONTRIBUTIONS TO PUBLIC HEALTH SERVICE UNCONDITIONAL GIFT FUND (42 USC 219)	8248.1	1,080,316.42
			CONTRIBUTIONS TO NATIONAL INSTITUTES OF HEALTH UNCONDITIONAL GIFT FUND (42 USC 219)	8249.1	4,954.01
			CONTRIBUTIONS TO PUBLIC HEALTH SERVICE UNCONDITIONAL GIFT FUND (42 USC 219)	8253.1	25,016.65
			CONTRIBUTIONS TO PUBLIC HEALTH SERVICE UNCONDITIONAL GIFT FUND (42 USC 219)	8254.1	241,492.54
			GIFTS AND BEQUESTS, COMMERCE (15 USC 1522)	8264	400,531.25
				8501.1	123,917.16

TABLE A - RECEIPTS BY SOURCE CATEGORIES

CLASSIFICATION	RECEIPT SYMBOL	BUDGET RECEIPTS	RECEIPT SYMBOL	BUDGET RECEIPTS
<b>MISCELLANEOUS RECEIPTS--CONTINUED</b>				
<b>GIFTS AND CONTRIBUTIONS--CONTINUED</b>				
GIFTS--CONTINUED				
DEPOSITS, COAST GUARD GENERAL GIFT FUND (19 USC 2651)	8533	\$17,534.14		
DEPOSITS, GIFTS AND DONATIONS, NATIONAL HIGHWAY TRAFFIC SAFETY ADMINISTRATION	8548	-1,656.17	214187	-622,661.19
DEPOSITS, PATIENTS' BENEFIT FUND, SAINT ELIZABETHS HOSPITAL, ALCOHOL DRUG ABUSE, AND MENTAL HEALTH ADMINISTRATION (24 USC 165)	8559	12,516.03	3099.1	36,647,469.31
FUNDS CONTRIBUTED FOR THE ADVANCEMENT OF THE INDIAN RACE, BUREAU OF INDIAN AFFAIRS (25 USC 451)	8563.1	761,625.65		36,124,938.81
CONTRIBUTIONS, SPECIAL INTERNATIONAL EXHIBITIONS, UNITED STATES INFORMATION AGENCY	8564.1	9,643.21		7,413,167,647.94
CONTRIBUTIONS, EDUCATIONAL AND CULTURAL EXCHANGE, UNITED STATES INFORMATION AGENCY	8564.2	4,761.15		401,997,376,974.88
CONTRIBUTIONS, AMERICAN BATTLE MONUMENTS COMMISSION (36 USC 129)	8569	21,392.01		
CONTRIBUTIONS, EDUCATIONAL AND CULTURAL EXCHANGE, STATE	8580.1	53,378.49		
DEPOSITS, DEPARTMENT OF THE NAVY GENERAL GIFT FUND (19 USC 2611)	8716.1	634,376.23		
CONTRIBUTIONS TO UNITED STATES NAVAL ACADEMY MUSEUM FUND (19 USC 8974)	8730.1	-116,381.69		
CONTRIBUTIONS TO UNITED STATES NAVAL ACADEMY GENERAL GIFT FUND (19 USC 6573)	8733.1	427,345.88		
GIFTS AND BEQUESTS, NATIONAL COMMISSION ON EDUCATIONAL, SCIENTIFIC, AND CULTURAL COOPERATION (22 USC 287a)	8812	45,000.00		
DEPARTMENT OF STATE UNCONDITIONAL GIFT FUND (22 USC 895, 1146)	8821	101,476.18		
CONDITIONAL GIFT FUND, GENERAL, DEPARTMENT OF STATE (22 USC 899, 1146)	8822.1	1,556,670.87		
DEPOSITS, NATIONAL DEFENSE CONDITIONAL GIFT FUND (59 USC 115, 1154)	8886	676.50		
DEPOSITS, PATIENTS' BENEFIT FUND, NATIONAL INSTITUTES OF HEALTH (42 USC 219)	8888.1	61,341.18		
DEPOSITS, PATIENTS' BENEFIT FUND, PUBLIC HEALTH SERVICE HOSPITALS (42 USC 219)	8889.1	38,259.03		
DEPOSITS, DEPARTMENT OF THE ARMY GENERAL GIFT FUND (19 USC 2651)	8927.1	50,359.80		
DEPOSITS, DEPARTMENT OF THE AIR FORCE GENERAL GIFT FUND (19 USC 2651)	8928.1	9,157.70		
DONATIONS TO NATIONAL SCIENCE FOUNDATION (42 USC 187)	8967	4,348,147.65		
GIFTS AND DONATIONS, NATIONAL AERONAUTICS AND SPACE ADMINISTRATION (42 USC 2473)	8981	12,694.26		
GIFTS AND CONTRIBUTIONS, ACTION (22 USC 2509 (A) (3))		12,955.00		
TOTAL, GIFTS		22,724,713.17		
TOTAL, GIFTS AND CONTRIBUTIONS		22,862,137.37		
<b>MISCELLANEOUS RECEIPTS--CONTINUED</b>				
<b>MISCELLANEOUS REFUNDS</b>				
MISCELLANEOUS RECOVERIES AND REFUNDS				
REFUNDS OF MONIES ERRONEOUSLY RECEIVED AND COVERED				
MISCELLANEOUS RECOVERIES FROM THE ABANDONED MINE RECLAMATION FUND				
TOTAL, MISCELLANEOUS RECOVERIES AND REFUNDS				
TOTAL, MISCELLANEOUS RECEIPTS				
PROPRIETARY RECEIPTS FROM THE PUBLIC INCOME FROM DONATED SECURITIES, LIBRARY OF CONGRESS TRUST FUND			8432.21	119,126.33
INTEREST				
INTEREST ON LOANS TO STATES, MUNICIPALITIES, AND OTHER PUBLIC BODIES:				
INTEREST ON LOANS TO THE DISTRICT OF COLUMBIA	1441			98,262,316.97
INTEREST ON LOANS TO NEW YORK CITY (89 STAT. 798)	1443			3,629,914.16
INTEREST ON LOANS TO STATES, MUNICIPALITIES, AND OTHER PUBLIC BODIES, NOT OTHERWISE CLASSIFIED	1449			77,338,585.78
TOTAL, INTEREST ON LOANS TO STATES, MUNICIPALITIES, AND OTHER PUBLIC BODIES				179,339,933.24
INTEREST ON DOMESTIC LOANS TO INDIVIDUALS AND PRIVATE ORGANIZATIONS:				
INTEREST ON RURAL ELECTRIFICATION ADMINISTRATION LOANS				
INTEREST ON OTHER LOANS TO INDIVIDUALS AND PRIVATE ORGANIZATIONS				
INTEREST ON LOANS TO DEFENSE CONTRACTORS AND ORGANIZATIONS				
TOTAL, INTEREST ON DOMESTIC LOANS TO INDIVIDUALS AND PRIVATE ORGANIZATIONS				11,131,442.35
INTEREST ON FOREIGN LOANS AND DEFERRED PAYMENTS:				
INTEREST ON LOANS TO UNITED KINGDOM	1461			58,484,500.18
INTEREST PAYMENT ON SURPLUS PROPERTY LOANS IN FOREIGN AREAS, DOLLAR PROCEEDS FROM THE CONVERSION OF FOREIGN CURRENCIES, TREASURY INTEREST ON QUOTA IN INTERNATIONAL MONETARY FUND (ARTICLE V, SECTION 9)	1462			424,610.00
	1463.1			81,996,215.10

TABLE A - RECEIPTS BY SOURCE CATEGORIES

CLASSIFICATION	RECEIPT SYMBOL	RECEIPTS OFFSET AGAINST OUTLAYS*	RECEIPTS OFFSET AGAINST OUTLAYS*
INTEREST-CONTINUED			
INTEREST ON FOREIGN LOANS AND DEFERRED PAYMENTS-CONTINUED			
INTEREST ON LOANS TO INTERNATIONAL MONETARY FUND	1463.2	331,411,966.31	
INTEREST ON DEFERRED FOREIGN COLLECTIONS UK PAYMENTS	1464	9,594,215.93	
INTEREST PAYMENTS BY GREECE, WORLD WAR I DEBT	1465.1	248,713.95	
INTEREST PAYMENTS BY HUNGARY, WORLD WAR I DEBT	1465.2	21,295.81	
INTEREST ON LOANS, FOREIGN ASSISTANCE ACT OF 1961	1466	243,943,256.91	
INTEREST ON SURPLUS PROPERTY LOANS IN FOREIGN AREAS, TREASURY	1467	1,447,266.17	
INTEREST ON FOREIGN MILITARY CREDIT SALES	1468	73,707,611.05	
INTEREST ON OTHER LOANS TO FOREIGN GOVERNMENTS, ADVANCES AND CREDIT SALES	1469	11,964.03	
TOTAL, INTEREST ON FOREIGN LOANS AND DEFERRED PAYMENTS		501,285,613.84	
INTEREST ON PUBLIC DEPOSITS	1482	11,583,679.92	
TOTAL, INTEREST ON PUBLIC DEPOSITS		11,583,679.92	
MISCELLANEOUS INTEREST COLLECTIONS, NOT OTHERWISE CLASSIFIED	1499	22,298,499.97	
MISCELLANEOUS INTEREST COLLECTIONS, NOT OTHERWISE CLASSIFIED	5000.21	2,919,561.51	
INTERIOR (43 USC 391A)	8102.29	4,844.00	
MISCELLANEOUS INTEREST, HIGHWAY TRUST FUND (31 USC 668)	8365.22	29,157,395.83	
INTEREST, OTHER (31 USC 668)	8500.22	2,934,911.52	
INTEREST, OTHER, DEPOSITS, PROCEEDS OF LABOR, INDIAN MONIES, AGENCIES, SCHOOLS, ETC. (25 USC 155)			
TOTAL, MISCELLANEOUS INTEREST COLLECTIONS		57,355,212.83	
TOTAL, INTEREST		761,654,882.22	
GAIN BY EXCHANGE	1680	1,348,217.18	
TOTAL, GAIN BY EXCHANGE		1,348,217.18	
MISCELLANEOUS DIVIDENDS AND EARNINGS, NOT OTHERWISE CLASSIFIED	1699	135,601.89	
TOTAL, MISCELLANEOUS DIVIDENDS AND EARNINGS, NOT OTHERWISE CLASSIFIED		135,601.89	
TOTAL, DIVIDENDS AND OTHER EARNINGS		1,483,819.07	
RENT, INCLUDING BONUSES			
RENT AND BONUSES FROM LAND:			
RENT AND BONUSES FROM LAND LEASES FOR RESOURCE EXPLORATION AND EXTRACTIVE	1811	\$11,197,334.32	
RENT OF LAND, NOT OTHERWISE CLASSIFIED	1812	17,178,686.72	
RENT OF LAND, RECLAMATION FUND, INTERIUR (43 USC 391A)	5000.23	2,327,691.72	
RENT OF LAND, NATIONAL FORESTS FUND (16 USC 471)	5008.2	-5,589,594.18	
RECEIPTS FROM GRAZING, ETC., PUBLIC LANDS OUTSIDE GRAZING DISTRICTS, BUREAU OF LAND MANAGEMENT (43 USC 3151)	5015	1,176,442.15	
RECEIPTS FROM GRAZING, ETC., PUBLIC LANDS WITHIN GRAZING DISTRICTS, BUREAU OF LAND MANAGEMENT (43 USC 3151)	5032	2,592,111.39	
RECEIPTS FROM GRAZING, ETC., PUBLIC LANDS WITHIN GRAZING DISTRICTS, MISCELLANEOUS, BUREAU OF LAND MANAGEMENT (43 USC 315)	5144	1,544.75	
RECEIPTS FROM LEASES OF LANDS ACQUIRED FOR FLOOD CONTROL, NAVIGATION, AND ALLIED PURPOSES (33 USC 701C-3)	5099	4,564,556.71	
RENT OF LAND, NATIONAL FORESTS FUND, PAYMENTS TO STATES (16 USC 500)	5211.2	8,007,058.77	
RENT OF LAND, NATIONAL FORESTS FUND, ROADS AND TRAILS FOR STATES (16 USC 501, 31 USC 66B)	5203.2	2,458,689.79	
RENT OF LAND, RECEIPTS FOR ACQUISITION OF NATIONAL FORESTS LANDS UNDER SPECIAL ACTS (58 STAT. 277)	5208.2	-67,793.31	
RENT OF LAND, DEPOSITS FOR PAYMENTS TO SCHOOL FUNDS, ARIZONA AND NEW MEXICO (36 STAT. 562, 573)	5211.2	8,168.84	
FEES FROM LEASED FEDERALLY ACQUIRED PROPERTIES, INDEPENDENCE NATIONAL HISTORICAL PARK (16 USC 4075)	5667	13,836.97	
RENT OF LAND, RECEIPTS FROM NATIONAL GRASSLANDS (7 USC 1912)	5896.2	2,182,245.39	
RENT OF LAND, INDIAN TRIBAL FUNDS (31 USC 668; 31 USC 7255)	8365.32	12,182,012.73	
TOTAL, RENT AND BONUSES FROM LAND		57,963,581.10	
RENT OF REAL PROPERTY, NOT OTHERWISE CLASSIFIED	1890	19,194,003.56	
TOTAL, RENT OF REAL PROPERTY, NOT OTHERWISE CLASSIFIED		19,194,003.56	
RENT OF EQUIPMENT AND OTHER PERSONAL PROPERTY	1840	17,974,790.74	
TOTAL, RENT OF EQUIPMENT AND OTHER PERSONAL PROPERTY		17,974,790.74	
TOTAL, RENT, INCLUDING BONUSES		95,132,375.40	

TABLE A - RECEIPTS BY SOURCE CATEGORIES

CLASSIFICATION	RECEIPT SYMBOL	RECEIPTS OFFSET AGAINST OUTLAYS*	CLASSIFICATION	RECEIPT SYMBOL	RECEIPTS OFFSET AGAINST OUTLAYS*
ROYALTIES					
MISCELLANEOUS ROYALTIES ON NATURAL RESOURCES:			SALE OF TIMBER, WILDLIFE AND OTHER NATURAL LAND PRODUCTS-CONTINUED		
ROYALTIES ON NATURAL RESOURCES, NOT OTHERWISE CLASSIFIED	2139	\$35,746,265.95	NATIONAL WILDLIFE REFUGE FUND, UNITED STATES FISH AND WILDLIFE SERVICE (16 USC 715)	5191	\$4,382,517.29
ROYALTIES ON NATURAL RESOURCES, RECLAMATION FUND, INTERIOR (43 USC 351A)	5117.24	139,527,591.88	PROCEEDS FROM SALES, WATER RESOURCE DEVELOPMENT PROJECTS, UNITED STATES FISH AND WILDLIFE SERVICE (16 USC 460D)	5192	192,935.53
RECEIPTS FROM MINERAL LEASING, PUBLIC LANDS (ACT FEBRUARY 25, 1920, AS AMENDED) (31 USC 191, 286)	5117.3	21,693,758.61	SALE OF TIMBER AND OTHER PRODUCTS FROM THE REVESTED OREGON AND CALIFORNIA GRANT LANDS (25 PERCENT) (87 STAT. 429)	5117	816,872.58
MONEYS DUE OKLAHOMA FROM ROYALTIES, OIL AND GAS, SOUTH HALF OF RED RIVER, ACT MARCH 4, 1923, AS AMENDED (65 STAT. 252)	5134	2,256.86	SALE OF TIMBER AND OTHER PRODUCTS, NATIONAL FORESTS FUND, PAYMENTS TO STATES (16 USC 511)	5136	43,144,867.99
ROYALTIES FROM CHARACTER MERCHANDISING, FOREST SERVICE	5214	215,171.33	TIMBER ROADS, PURCHASER ELECTIONS, FOREST SERVICE	5211.3	2,2471,390.14
ROYALTIES, INDIAN TRIBAL FUNDS (31 USC 668; 31 USC 725S)	8365.33	71,125,021.02	SALE OF TIMBER AND OTHER PRODUCTS, NATIONAL FORESTS FUND, ROADS AND TRAILS FOR STATES (16 USC 511, 31 USC 668)	5212	15,111,111.11
TOTAL, MISCELLANEOUS ROYALTIES ON NATURAL RESOURCES		448,311,156.63	TIMBER SALVAGE SALES, FOREST SERVICE	5213.3	62,171,935.38
			DEPOSITS, BULSH DISPOSAL (16 USC 497)	5214	8,396,969.44
ROYALTIES ON PATENTS, TRADEMARKS, AND COPYRIGHTS	214	461,151.42	SALE OF TIMBER AND OTHER PRODUCTS, RECEIPTS UNDER SPECIAL ACTS (58 STAT. 227)	5215	39,652,055.51
TOTAL, ROYALTIES ON PATENTS AND COPYRIGHTS		461,151.42	SALE OF TIMBER AND OTHER PRODUCTS, DEPOSITS FOR PAYMENTS TO SCHOOL FUNDS, ARIZONA AND NEW MEXICO (36 STAT. 562, 573)	5216.3	155,411.69
			NATIONAL FORESTS FUND, PAYMENT TO MINNESOTA (COOK, LAKE, AND SAINT LOUIS COUNTIES) (16 USC 577G, 577G-1)	5217.3	206,562.29
TOTAL, ROYALTIES		448,771,256.05	DEPOSITS, OREGON AND CALIFORNIA GRANT LANDS (43 USC 1181F)	5218	259,138.49
SALE OF PRODUCTS					
SALE OF AGRICULTURAL PRODUCTS, LIVESTOCK AND LIVESTOCK PRODUCTS:			SALE OF TIMBER AND OTHER PRODUCTS, RECEIPTS FROM NATIONAL GRASSLANDS (7 USC 1112)	5884	96,289,735.96
SALE OF AGRICULTURAL PRODUCTS, LIVESTOCK AND LIVESTOCK PRODUCTS	2211	1,782,559.47	COOS BAY WAGON ROAD GRANT FUND (43 USC 1181D)	5896.3	-1,982.36
SALE OF AGRICULTURAL PRODUCTS, DEPOSITS, PROCEEDS OF LABOR, INDIAN MONEYS, AGENCIES, SCHOOLS, ETC. (25 USC 15E)	8500.1	1,110	DEPOSITS, COOS BAY WAGON ROAD GRANT LANDS, 75 PERCENT FUND (43 USC 1181D)	5897	-791,735.56
TOTAL, SALE OF AGRICULTURAL PRODUCTS, LIVESTOCK AND LIVESTOCK PRODUCTS		1,782,569.47	SALE OF TIMBER, INDIAN TRIBAL FUNDS (31 USC 668; 31 USC 725S)	8365.34	66,723,527.44
			TOTAL, SALE OF TIMBER, WILDLIFE AND OTHER NATURAL LAND PRODUCTS		797,354,542.54
SALE OF TIMBER, WILDLIFE AND OTHER NATURAL LAND PRODUCTS:			SALE OF MINERALS AND MINERAL PRODUCTS:		
NATIONAL FORESTS FUND, WILDLIFE AND OTHER NATURAL LAND PRODUCTS, NOT OTHERWISE CLASSIFIED	2221	354,939,347.77	SALE OF MINERALS AND MINERAL PRODUCTS, RECEIPTS FROM MINERAL DEPOSITS, LANDS PURCHASED FOR INDIANS IN OKLAHOMA, ACT JUNE 26, 1936 (25 USC 517)	2231	318,245,823.47
SALE OF TIMBER, WILDLIFE AND OTHER NATURAL LAND PRODUCTS, NOT OTHERWISE CLASSIFIED	2229	46,786,811.12	SALE OF MINERALS, INDIAN TRIBAL FUNDS (31 USC 668; 31 USC 725S)	8365.35	34,157,911.62
SALE OF TIMBER AND OTHER PRODUCTS, RECLAMATION FUND, INTERIOR (43 USC 351A)	5117.25	8,442,235.31	TOTAL, SALE OF MINERALS AND MINERAL PRODUCTS		342,413,737.03
SALE OF TIMBER AND OTHER PRODUCTS, NATIONAL FORESTS FUND (16 USC 471)	5118.3	-158,583,828.77			



TABLE A - RECEIPTS BY SOURCE CATEGORIES

CLASSIFICATION	RECEIPT SYMBOL	RECEIPTS OFFSET AGAINST OUTLAYS*	RECEIPT SYMBOL	RECEIPTS OFFSET AGAINST OUTLAYS*
SALE OF PRODUCTS--CONTINUED				
SALE OF POWER AND OTHER UTILITIES:				
SALE AND TRANSMISSION OF ELECTRIC ENERGY, BONNEVILLE POWER ADMINISTRATION . . . . .	2241	\$12,311.12		
SALE AND TRANSMISSION OF ELECTRIC ENERGY, EKLUTNA PROJECT, ALASKA . . . . .	2242	2,142,334.78		
SALE AND TRANSMISSION OF ELECTRIC ENERGY, SNETTISHAM PROJECT, ALASKA . . . . .	2243	1,250,982.87		
SALE AND TRANSMISSION OF ELECTRIC ENERGY, FALCON DAM . . . . .	2245	1,739,356.75		
SALE AND TRANSMISSION OF ELECTRIC ENERGY, SOUTHWESTERN POWER ADMINISTRATION . . . . .	2247	5,224,859.67		
SALE AND TRANSMISSION OF ELECTRIC ENERGY, SOUTHEASTERN POWER ADMINISTRATION . . . . .	2248	48,429,452.58		
SALE OF POWER AND OTHER UTILITIES, NOT OTHERWISE CLASSIFIED . . . . .	2249	28,938,464.72		
SALE OF ELECTRIC ENERGY, BONNEVILLE POWER ADMINISTRATION, RECLAMATION FUND, INTERIOR (43 USC 391A) . . . . .	5661, 26	21,493,521.00		
SALE OF POWER AND OTHER UTILITIES, RECLAMATION FUND, INTERIOR (43 USC 391A) . . . . .	5662, 27	121,751,311.12		
IRRIGATION, MUNICIPAL AND INDUSTRIAL REPAYMENT CONTRACT COLLECTIONS, RECLAMATION FUND, INTERIOR (43 USC 391A) . . . . .	5663, 28	16,347,214.70		
NAVAL PETROLEUM RESERVE . . . . .	5664	192,812,693.15		
SPECIAL ACCOUNT, EXECUTIVE . . . . .	5665			
RECEIPTS FROM OPERATIONS OF NORTH PLATTE PROJECT (GERING AND FORT LARAMIE, GOSHUTE, AND PATHFINDER IRRIGATION DISTRICTS) (66 STAT. 755) . . . . .	5666	20,895.33		
POWER REVENUES, INDIAN IRRIGATION PROJECTS (31 USC 725S-3) . . . . .	5667	11,186,507.34		
REVENUES, COLORADO RIVER DAM FUND, BOULDER CANYON PROJECT (43 USC 617A) . . . . .	5668	9,875,239.15		
SALE OF WATER, SEC. 40 (D), MINERAL LEASING ACT OF 192 (30 USC 229A) . . . . .	5669	3,119.70		
TOTAL, SALE OF POWER AND OTHER UTILITIES . . . . .		5,5327,260.98		
SALE OF PUBLICATIONS AND REPRODUCTIONS:				
SALE OF NATIONAL ATLAS OF THE UNITED STATES, GEOLOGICAL SURVEY . . . . .	2251	89,112.09		
SALE OF PUBLICATIONS AND REPRODUCTIONS, FREEDOM OF INFORMATION ACT . . . . .	2252	424,869.92		
SALE OF PUBLICATIONS AND REPRODUCTIONS, NOT OTHERWISE CLASSIFIED . . . . .	2259	10,079,717.57		
TOTAL, SALE OF PUBLICATIONS AND REPRODUCTIONS . . . . .		1,553,699.58		
SALE OF MISCELLANEOUS PRODUCTS AND BY-PRODUCTS:				
RECOVERY OF MINE MANUFACTURING EXPENSE . . . . .	2292	4,642,531.05		
SALES OF MISCELLANEOUS PRODUCTS AND BY-PRODUCTS, NOT OTHERWISE CLASSIFIED . . . . .	2299	6,910,952.02		
COMMEMORATIVE ACTIVITIES FUND, NATIONAL PARK SERVICE, INTERIOR . . . . .	5677	251,778.58		
SALE OF MISCELLANEOUS PRODUCTS AND BY-PRODUCTS--CONTINUED				
CONTINUED				
REVENUES, INDIAN ARTS AND CRAFTS BUARD (25 USC 315C) . . . . .	513	9,540		
COINAGE PROFIT FUND (31 USC 347) . . . . .	5811	1,378,974.31		
TOTAL, SALE OF MISCELLANEOUS PRODUCTS AND BY-PRODUCTS . . . . .		49,185,141.66		
TOTAL, SALE OF PRODUCTS . . . . .		1,659,696,950.26		
FEES AND OTHER CHARGES FOR SERVICES AND SPECIAL BENEFITS				
FEES AND OTHER CHARGES FOR ADMINISTRATIVE AND PROFESSIONAL SERVICES:				
FEES AND OTHER CHARGES FOR ACCOUNTING AND AUDITING SERVICES . . . . .	2412	459,025.41		
FEES AND OTHER CHARGES FOR ACCOUNTING AND AUDITING SERVICES, NATIONAL TRANSPORTATION SAFETY BOARD . . . . .	2412, 31	39.90		
SUBTOTAL, FEES AND OTHER CHARGES FOR ACCOUNTING AND AUDITING SERVICES . . . . .		459,065.31		
SERVICE CHARGES FOR ALLOTMENTS OF PAY FOR SAVINGS ACCOUNTS (P.L. 90-365) . . . . .	2417	1,550,687.34		
SERVICE CHARGES FOR ALLOTMENTS OF PAY FOR SAVINGS ACCOUNTS, DELAWARE RIVER BASIN COMMISSION (P.L. 90-365) . . . . .	2417, 11	37.21		
SERVICE CHARGES FOR ALLOTMENTS OF PAY FOR SAVINGS ACCOUNTS, NATIONAL TRANSPORTATION SAFETY BOARD (P.L. 90-365) . . . . .	2417, 30	4,698.84		
SERVICE CHARGES FOR ALLOTMENTS OF PAY FOR SAVINGS ACCOUNTS, ADVISORY COUNCIL ON HISTORIC PRESERVATION (P.L. 90-365) . . . . .	2417, 231	19.50		
SERVICE CHARGES FOR ALLOTMENTS OF PAY FOR SAVINGS ACCOUNTS, NATIONAL COMMISSION ON THE OBSERVANCE OF INTERNATIONAL WOMEN'S YEAR (P.L. 90-365) . . . . .	2417, 250	17.54		
SERVICE CHARGES FOR ALLOTMENTS OF PAY FOR SAVINGS ACCOUNTS, COMMISSION OF FINE ARTS . . . . .	2417, 261	2.22		
SERVICE CHARGES FOR ALLOTMENTS OF PAY FOR SAVINGS ACCOUNTS, JOINT FEDERAL-STATE LAND USE PLANNING COMMISSION FOR ALASKA . . . . .	2417, 580	26.70		
SERVICE CHARGES FOR ALLOTMENTS OF PAY FOR SAVINGS ACCOUNTS, NAVAJO AND HUPI RELOCATION COMMISSION, (P.L. 90-365) . . . . .	2417, 711	6.96		
SERVICE CHARGES FOR ALLOTMENTS OF PAY FOR SAVINGS ACCOUNTS, INDIAN CLAIMS COMMISSIONS (P.L. 90-365) . . . . .	2417, 769	33.60		
SUBTOTAL, SERVICE CHARGES FOR ALLOTMENTS OF PAY FOR SAVINGS ACCOUNTS . . . . .		1,555,674.51		
FEES AND OTHER CHARGES FOR PROGRAM ADMINISTRATION SERVICES . . . . .	2419, 1	9,463,668.97		
FEES AND OTHER CHARGES FOR OTHER SERVICES, NATIONAL TRANSPORTATION SAFETY BOARD . . . . .	2419, 2	3,766,219.07		
FEES AND OTHER CHARGES FOR OTHER SERVICES, COMMODITY FUTURES TRADING COMMISSION . . . . .	2419, 32	23,637.51		
TOTAL, FEES AND OTHER CHARGES FOR SERVICES AND SPECIAL BENEFITS . . . . .	2419, 142	2,474.30		

TABLE A - RECEIPTS BY SOURCE CATEGORIES

CLASSIFICATION	RECEIPT SYMBOL	RECEIPTS OFFSET AGAINST OUTLAYS*	CLASSIFICATION	RECEIPT SYMBOL	RECEIPTS OFFSET AGAINST OUTLAYS*
FEES AND OTHER CHARGES FOR SERVICES AND SPECIAL BENEFITS-CONTINUED			FEES AND OTHER CHARGES FOR SERVICES AND SPECIAL BENEFITS-CONTINUED		
FEES AND OTHER CHARGES FOR ADMINISTRATIVE AND PROFESSIONAL SERVICES-CONTINUED			FEES AND OTHER CHARGES FOR ADMINISTRATIVE AND PROFESSIONAL SERVICES-CONTINUED		
NATIONAL MEDICATION BOARD	2419.242	\$8,025.47	FEES FOR ADMINISTRATIVE SERVICES, PUBLIC, NATIONAL TECHNICAL INFORMATION SERVICE	8546.1	\$15,472,247.28
SUBTOTAL FEES AND OTHER CHARGES FOR OTHER SERVICES		3,749,346.35	SPECIAL STATISTICAL COMPILATIONS AND SURVEYS, OFFICE OF THE ASSISTANT SECRETARY FOR EDUCATION	8560	71,112.61
OTHER SERVICES			TOTAL, FEES AND OTHER CHARGES FOR ADMINISTRATIVE AND PROFESSIONAL SERVICES		83,538,268.37
FEES AND OTHER CHARGES FOR SERVICES, FREEDOM OF INFORMATION ACT, COMMUNITY FREEDOM OF INFORMATION ACT	2419.3	775,161.98			
FUTURE TRADING COMMISSION	2419.143	3,391.88			
SUBTOTAL, FEES AND OTHER CHARGES FOR SERVICES, FREEDOM OF INFORMATION ACT		778,552.96			
RIGHTS-OF-WAY COST RECOVERIES, BUREAU OF LAND MANAGEMENT	5017.1	8,361,813.77			
FEES, CHARGES, COMMISSIONS, DEPOSITS, AND FORTIFURES, BUREAU OF LAND MANAGEMENT	5017.2	368,608.18			
ARMY RESERVE TRAINING CENTER	5096	662,000.00			
FEES FROM JUKEBOX AND CABLE TELEVISION, COPYRIGHT OFFICE, JOINT FEDERAL-STATE AND COOPERATIVE FUNDS, JOINT FEDERAL-STATE USE PLANNING COMMISSION FOR ALASKA (43 USC 1616)	5175.1	6,464,640.16			
FEES FOR SERVICES, APPALACHIAN REGIONAL COMMISSION (46 APP. USC 195)	8061	600,200.00			
FEES FOR ADMINISTRATIVE SERVICES, PACIFIC NORTHWEST RIVER BASIN COMMISSION, VANCOUVER, WASHINGTON (42 USC 1962B-6)	8090.3	1,700,000.00			
FEES FOR ADMINISTRATIVE SERVICES, GREAT LAKES BASIN COMMISSION, ANN ARBOR, MICHIGAN (47 USC 1962B-6)	8156.3	176,634.71			
FEES FOR ADMINISTRATIVE SERVICES, NEW ENGLAND RIVER BASIN COMMISSION, BOSTON, MASSACHUSETTS (42 USC 1962B-6)	8157.3	283,824.24			
FEES FOR ADMINISTRATIVE SERVICES, OHIO RIVER BASIN COMMISSION, CINCINNATI, OHIO (42 USC 1962B-6)	8159.3	177,625.00			
FEES FOR ADMINISTRATIVE SERVICES, MISSOURI RIVER BASIN COMMISSION, OMAHA, NEBRASKA (42 USC 1962B-6)	8161.3	930,113.16			
DEPOSITS, SERVICE FEES, LIBRARY OF CONGRESS (31 USC 725R)	8161.3	221,875.60			
SPECIAL STATISTICAL WORK, VITAL STATISTICS, HEALTH RESOURCES ADMINISTRATION (15 USC 1526; 31 USC 725K)	8208	3,100,666.50			
FEES, INDIAN TRIBAL FUNDS (31 USC 660; 31 USC 725S)	8251	46,826.94			
FEES FOR ADMINISTRATIVE SERVICES, REGIONAL ACTION PLANNING COMMISSIONS (42 USC 3185 (B))	8365.36	12,911,851.14			
SPECIAL STUDIES, SERVICES AND PRODUCTS, OFFICE OF THE SECRETARY (15 USC 1526)	8542	1,606,031.95			
SPECIAL STUDIES, SERVICES AND PRODUCTS, BUREAU OF ECONOMIC ANALYSIS	8543	26,029.97			
FEES FOR ADMINISTRATIVE SERVICES, PUBLIC, BUREAU OF THE CENSUS	8544.1	153,861.19			
SPECIAL STUDIES, SERVICES AND PRODUCTS, NATIONAL OCEANIC AND ATMOSPHERIC ADMINISTRATION (15 USC 1526)	8545	5,376,377.22			
		8,896,369.36			
FEES AND OTHER CHARGES FOR COMMUNICATION AND TRANSPORTATION SERVICES; COMMISSIONS ON TELEPHONE RECOVERIES, EXPENSES OF INTERNATIONAL SERVICE OF ICE OBSERVATION AND PATROL					
POSTAL RECEIPTS, CANAL ZONE GOVERNMENT LANDING FEES, AIRPORTS	2423	2423			
FEES FOR LOAN GUARANTEES, FEDERAL RAILROAD ADMINISTRATION	2424	2424			
FEES AND OTHER CHARGES FOR COMMUNICATION AND TRANSPORTATION SERVICES, NOT OTHERWISE CLASSIFIED	2425	2425			
DEPOSITS FOR ROAD MAINTENANCE AND RECONSTRUCTION, BUREAU OF LAND MANAGEMENT	2426	2426			
TOTAL, FEES AND OTHER CHARGES FOR COMMUNICATION AND TRANSPORTATION SERVICES	5018	2,482,013.86			
TOTAL, FEES AND OTHER CHARGES FOR COMMUNICATION AND TRANSPORTATION SERVICES					
		24,574,374.54			
CHARGES FOR SUBSISTENCE, LAUNDRY AND HEALTH SERVICES; CHARGES FOR SUBSISTENCE, LAUNDRY AND HEALTH SERVICES; FEED AND ATTENDANTS FOR ANIMALS IN QUARANTINE, ANIMAL AND PLANT HEALTH INSPECTION SERVICE (67 STAT. 693)					
TOTAL, FEES AND OTHER CHARGES FOR SUBSISTENCE, LAUNDRY AND HEALTH SERVICES	2431	32,171,897.66			
		465,529.75			
		32,637,427.41			
CHARGES FOR TESTING, INSPECTION, AND GUARDIAN SERVICES; OVERTIME SERVICE, FEDERAL COMMUNICATIONS COMMISSION (47 USC 154 (F) (3))					
OVERTIME SERVICE, MARINE INSPECTION AND NAVIGATION (46 USC 382B)	2441	15,150.64			
	2442	60,888.32			

TABLE A - RECEIPTS BY SOURCE CATEGORIES

FEEES AND OTHER CHARGES FOR SERVICES AND SPECIAL BENEFITS--CONTINUED		FEEES AND OTHER CHARGES FOR SERVICES AND SPECIAL BENEFITS--CONTINUED	
CLASSIFICATION	RECEIPT SYMBOL	RECEIPTS AGAINST OUTLAYS*	RECEIPTS OFFSET AGAINST OUTLAYS*
CHARGES FOR TESTING, INSPECTION, AND GRADING SERVICES--CONTINUED			
CHARGES FOR TESTING, INSPECTION AND GRADING SERVICES, NOT OTHERWISE CLASSIFIED	2449	\$1,258,378.57	
DEPOSITS OF FEES, INSPECTION AND GRADING OF FARM PRODUCTS, AGRICULTURAL MARKETING SERVICES (7 USC 94, 1622H, 1624)	8015	1,536,016.18	
DEPOSITS OF FEES, INSPECTION AND GRADING OF FARM PRODUCTS, ANIMAL AND PLANT HEALTH INSPECTION SERVICE	8044	-6,783.74	
DEPOSITS OF FEES, INSPECTION AND GRADING OF FARM PRODUCTS, FOOD SAFETY AND QUALITY SERVICE	8137	47,952,788.47	
FEES, INSPECTION AND GRADING OF FISH AND FISH PRODUCTS, NATIONAL OCEANIC AND ATMOSPHERIC ADMINISTRATION (7 USC 1624)	8219	1,942,050.71	
TOTAL, CHARGES FOR TESTING, INSPECTION, AND GRADING SERVICES		52,798,479.15	
FEEES AND OTHER CHARGES FOR SERVICES: ADVANCES FROM STATE COOPERATING AGENCIES, FEDERAL HIGHWAY ADMINISTRATION (23 USC 378 (A))	8054	26,129,666	
TOTAL, FEEES AND OTHER CHARGES FOR SERVICES		26,129,666	
FEEES AND OTHER CHARGES FOR SPECIAL BENEFITS: DEPOSITS FOR SURVIVOR ANNUITY BENEFITS	2462	3,680,201.41	
ADMISSION PERMITS AND FEES	2464	8,227.65	
BUSINESS CONCESSIONS	2465	19,326,591.60	
FEEES AND OTHER CHARGES FOR SPECIAL BENEFITS, NOT OTHERWISE CLASSIFIED	2469	1,769,129.37	
FEES FOR SPECIAL BENEFITS, RECLAMATION FUND, INTERIOR (43 USC 391A)	5000.22	1,456,116.47	
ANNUAL ADMISSION RECREATION PERMIT, GOLDEN EAGLE PASSPORT, NATIONAL PARK SERVICE, INTERIOR (16 USC 460L-6A)	5006.1	1,656,817.71	
SPECIAL RECREATION USE FEES, NATIONAL PARK SERVICE, INTERIOR (16 USC 460L-6A)	5006.1w	15,583,958.44	
SPECIAL RECREATION USE FEES, ARMY, CORPS OF ENGINEERS, CIVIL (16 USC 460L-6A)	5007	3,928,956.78	
FEES FOR SPECIAL SERVICES, NATIONAL FORESTS FUND (16 USC 471)	5008.1	-4,601,033.19	
ANNUAL ADMISSION RECREATION PERMIT, GOLDEN EAGLE PASSPORT, FOREST SERVICE, AGRICULTURE (16 USC 460L-6A)	5009.1	5,408.70	
SPECIAL RECREATION USE FEES, FOREST SERVICE, AGRICULTURE (16 USC 460L-6A)	5009.11	3,582,094.61	
SPECIAL RECREATION USE FEES, BUREAU OF LAND MANAGEMENT, INTERIOR (16 USC 460L-6A)	5011	403,588.14	
LICENSEE BENEFIT CHARGES, UNITED STATES SPECIAL RECREATION USE FEES, INTERIOR (16 USC 460L-6A)	5013	441,203.45	
FISH AND WILDLIFE SERVICE, INTERIOR (16 USC 460L-6A)	5028	132,719.24	
FEES AND OTHER CHARGES FOR SERVICES AND SPECIAL BENEFITS--CONTINUED			
FEES AND OTHER CHARGES FOR SERVICES AND SPECIAL BENEFITS--CONTINUED			
SALE OF HUNTING AND FISHING PERMITS, MILITARY RESERVATIONS (16 USC 671B)	5195		194,1379.09
GRAZING FEES FOR RANGE IMPROVEMENTS, BUREAU OF LAND MANAGEMENT (16 USC 517)	5132		9,414,572.59
FEES FROM LEASED GRAZING LANDS, PIECE ACT (65 STAT. 252)	5135		1,271.51
FEES FOR SPECIAL SERVICES, NATIONAL FORESTS FUND, PAYMENTS TO STATES (16 USC 517)	521.1		4,459,481.75
FEES FOR SPECIAL SERVICES, NATIONAL FORESTS FUND, ROADS AND TRAILS FOR STATES (16 USC 511, 31 USC 668)	5213.1		1,381,327.55
RECEIPTS, RANGE AND IMPROVEMENTS	5217		5,353,558.94
FEES FOR SPECIAL SERVICES, RECEIPTS FOR ACQUISITION OF NATIONAL FORESTS LANDS UNDER SPECIAL ACTS (58 STAT. 227)	52 8.1		3,452.69
FEES FOR SPECIAL SERVICES, DEPOSITS FOR PAYMENTS TO SCHOOL FUNDS, ARIZONA AND NEW MEXICO (36 STAT. 562, 573)	5211.1		4,585.37
DEPOSITS FOR EDUCATIONAL EXPENSES, CHILDREN OF EMPLOYEES, YELLOWSTONE NATIONAL PARK (16 USC 400)	5663		41,1028.00
FEES FROM VISITORS TO GRAND TETON AND YELLOWSTONE NATIONAL PARKS, 25 PERCENT FUND	5666		22,631.71
FEES FOR SPECIAL BENEFITS, RECEIPTS FROM NATIONAL GRASSLANDS (7 USC 1612)	5896.1		-154,227.46
RECEIPTS FROM NATIONAL GRASSLANDS, BUREAU OF LAND MANAGEMENT (7 USC 1612)	5896.11		529,216.35
PREMIUM AND OTHER RECEIPTS, NATIONAL SERVICE LIFE INSURANCE FUND (38 USC 72)	8137.1		476,857,451.16
DEDUCTIONS FROM MILITARY PAY	8133.1		31,727,775.00
PREMIUM AND OTHER RECEIPTS, UNITED STATES GOVERNMENT LIFE INSURANCE FUND (36 USC 725)	8150.1		4,782,214.93
MEMBER FEES, SOLDIERS' AND AIRMEN'S HOME MISCELLANEOUS PROPRIETARY RECEIPTS, SOLDIERS' AND AIRMEN'S HOME	8931.5		1,726,888.41
LAND MANAGEMENT (7 USC 1612)	8931.6		154,449.24
TOTAL, FEES AND OTHER CHARGES FOR SPECIAL BENEFITS			583,961,134.43
CHARGES UNDER INTERGOVERNMENTAL DEFENSE AGREEMENTS:			
RECOVERIES, INTERGOVERNMENTAL DEFENSE AGREEMENTS	2481		479.55
TOTAL, CHARGES UNDER INTERGOVERNMENTAL DEFENSE AGREEMENTS			479.55

TABLE A - RECEIPTS BY SOURCE CATEGORIES

CLASSIFICATION	RECEIPT SYMBOL	RECEIPTS OFFSET AGAINST OUTLAYS*	CLASSIFICATION	RECEIPT SYMBOL	RECEIPTS OFFSET AGAINST OUTLAYS*
FEES AND OTHER CHARGES FOR SERVICES AND SPECIAL BENEFITS--CONTINUED			FEES AND OTHER CHARGES FOR SERVICES AND SPECIAL BENEFITS--CONTINUED		
FEES AND OTHER CHARGES FOR MISCELLANEOUS SERVICES:			FEES AND OTHER CHARGES FOR MISCELLANEOUS SERVICES--CONTINUED		
BULLION CHARGES . . . . .	2495	1,861.76	TECHNICAL ASSISTANCE, UNITED STATES DOLLARS		
OTHER FEES AND CHARGES FOR MISCELLANEOUS SERVICES . . . . .	2499	46,376,322.30	ADVANCED FROM FOREIGN GOVERNMENTS, FEDERAL HIGHWAY ADMINISTRATION (22 USC 2312) . . . . .	8502.5	2,183,299.75
HYDRAULIC MINING IN CALIFORNIA, WATER STORAGE AND USE OF FACILITIES, DEBRIS RESERVOIRS (33 USC 68?) . . . . .	5166.2	100,000.00	SPECIAL STUDIES, SERVICES AND PROJECTS, DOMESTIC AND INTERNATIONAL BUSINESS (15 USC 1526) . . . . .	8514	919,582.69
FORFEITURES AND RECOVERIES, FOREST SERVICE LANDS (16 USC 579C) . . . . .	5215	28,521.42	SPECIAL STUDIES, SERVICES AND PROJECTS, MARITIME ADMINISTRATION (15 USC 1526) . . . . .	8547	513,293.48
DEPOSITS, OPERATION AND MAINTENANCE, INDIAN IRRIGATION SYSTEMS (60 STAT. 995) . . . . .	5244	9,883,755.51	ADVANCES FOR COOPERATIVE WORK, DEPARTMENT OF ENERGY . . . . .	8575	4,061,091.21
SETTLEMENT OF WAR CLAIMS ACT OF 1928, OFFICE OF SECRETARY OF THE TREASURY (45 STAT. 262) . . . . .	5810	25,000.00	CONTRIBUTIONS, EDUCATIONAL AND CULTURAL EXCHANGE, COMMERCE . . . . .	8581	4,575,013.21
FOREST SERVICE COOPERATIVE FUND (16 USC 498, 572A, 572(C), 576-B, 581) . . . . .	8028	87,829,743.62	MISCELLANEOUS CONTRIBUTED FUNDS, ENVIRONMENTAL PROTECTION AGENCY (33 USC 1155) . . . . .	8741	32,000.00
CONTRIBUTIONS FOR ADMINISTRATION, PROTECTION, AND IMPROVEMENT OF GRAZING LANDS, BUREAU OF LAND MANAGEMENT . . . . .	8069.1	667,387.55	UNITED STATES DOLLARS ADVANCED FROM FOREIGN GOVERNMENTS, UNITED STATES EDUCATIONAL EXCHANGE PROGRAM (22 USC 1479) . . . . .	8778	39,210.00
DEPOSITS, PUBLIC SURVEY WORK . . . . .	8069.2	146,298.24	UNITED STATES DOLLARS ADVANCED FROM FOREIGN GOVERNMENTS, UNITED STATES INFORMATIONAL EXCHANGE PROGRAM (22 USC 1479) . . . . .	8779	21,872.34
DONATIONS FOR CADASTRAL SURVEYS AND CONVEYANCE OF OMITTED LANDS, BUREAU OF LAND MANAGEMENT . . . . .	8069.3	4,115.75	CONTRIBUTIONS, RIVERS AND HARBORS (33 USC 566, 701H, 712F, 703) . . . . .	8862	39,153,429.35
DEPOSITS, RECLAMATION TRUST FUNDS (43 USC 355, 396) . . . . .	8070	4,936,026.65	INTERNATIONAL COOPERATION, NATIONAL AERONAUTICS AND SPACE ADMINISTRATION (42 USC 2475) . . . . .	8979	21,276.68
CONTRIBUTIONS, INDIAN HEALTH FACILITIES, HEALTH SERVICES ADMINISTRATION (42 USC 2094A (A)(3)) . . . . .	8073	5,557,917.38	TOTAL, FEES AND OTHER CHARGES FOR MISCELLANEOUS SERVICES . . . . .		231,596,086.44
UNITED STATES DOLLARS ADVANCED FROM FOREIGN GOVERNMENTS, UNITED STATES EDUCATIONAL AND INFORMATION EXCHANGE PROGRAMS, INTERNATIONAL COMMUNICATION AGENCY . . . . .	8167.3	48,224.00	TOTAL, FEES AND OTHER CHARGES FOR SERVICES AND SPECIAL BENEFITS . . . . .		1,119,532,279.55
DEPOSITS OF MISCELLANEOUS CONTRIBUTED FUNDS, FARMER COOPERATIVE SERVICE . . . . .	8204	76,000.00	SALE OF GOVERNMENT PROPERTY		
DEPOSITS OF MISCELLANEOUS CONTRIBUTED FUNDS, SOIL CONSERVATION SERVICE . . . . .	8217	951,110.31	SALE OF PUBLIC DOMAIN:		
DEPOSITS OF MISCELLANEOUS CONTRIBUTED FUNDS, AGRICULTURAL RESEARCH SERVICE, UNITED STATES . . . . .	8214	1,650,000.50	SALE OF PUBLIC DOMAIN, NOT OTHERWISE CLASSIFIED . . . . .	2619	168,597.32
FISH AND WILDLIFE SERVICE (16 USC 661) . . . . .	8216	2,323,893.31	SALE OF PUBLIC DOMAIN, RECLAMATION FUND, INTERIOR (43 USC 391A) . . . . .	5111.29	2,142,204.28
DEPOSITS OF MISCELLANEOUS CONTRIBUTED FUNDS, STATISTICAL REPORTING SERVICE . . . . .	8218	11,703.60	SALE OF PUBLIC LAND AND MATERIALS, 5 PERCENT FUND TO STATES (65 STAT. 252) . . . . .	5133	547,357.13
DEPOSITS OF MISCELLANEOUS CONTRIBUTED FUNDS, ANIMAL AND PLANT HEALTH INSPECTION SERVICE . . . . .	8226	576,460.45	DEPOSITS, LAND EXCHANGES, FOREST SERVICE (16 USC 484A) . . . . .	5216	212,200.00
DEPOSITS OF MISCELLANEOUS CONTRIBUTED FUNDS, ECONOMIC RESEARCH SERVICE . . . . .	8227	1,360.00	SALE OF PUBLIC LAND AND MATERIALS (58 STAT. 745) RECEIPTS, TRUSTEE, ALASKA TOWNSITES (31 USC 7255)	5881	-1,855,435.93
DEPOSITS OF MISCELLANEOUS CONTRIBUTED FUNDS, INTERNATIONAL DEVELOPMENT STAFF . . . . .	8232	232,631.85	TOTAL, SALE OF PUBLIC DOMAIN . . . . .	8565	-8,746.86
CONTRIBUTIONS FROM STATES, ETC., COOPERATIVE WORK, FOREST HIGHWAYS, FEDERAL HIGHWAY ADMINISTRATION (23 USC 131) . . . . .	8265	639,510.56			
CONTRIBUTIONS, BUREAU OF MINES (31 USC 7255) . . . . .	8287	731,538.36	SALE OF OTHER REAL PROPERTY:		
FEES FOR SERVICES, DEPOSITS, PROCEEDS OF LABOR, INDIAN MONIES, AGENCIES, SCHOOLS, ETC. (25 USC 155) . . . . .	8500.3	3,399,830.11	SALE OF LANDS, ETC., ACCOUNT OF MILITARY POST CONSTRUCTION FUND (31 USC 725C) . . . . .	2621	29,633.95
UNITED STATES DOLLARS ADVANCED FROM FOREIGN GOVERNMENTS FOR TECHNICAL ASSISTANCE (22 USC 2761, 2762) . . . . .	8502	14,286,886.42	PROCEEDS FROM SALE OF LAND, COLUMBIA BASIN LAND DEVELOPMENT PROGRAM (16 USC 835C-2) . . . . .	2622	539,620.68
			SALE OF OTHER REAL PROPERTY, NOT OTHERWISE CLASSIFIED . . . . .	2629	2,997,934.62

TABLE A - RECEIPTS BY SOURCE CATEGORIES

CLASSIFICATION	RECEIPT SYMBOL	RECEIPTS OFFSET AGAINST OUTLAYS*	CLASSIFICATION	RECEIPT SYMBOL	RECEIPTS OFFSET AGAINST OUTLAYS*
SALE OF GOVERNMENT PROPERTY-CONTINUED			SALE OF GOVERNMENT PROPERTY-CONTINUED		
SALE OF OTHER REAL PROPERTY-CONTINUED			PROFIT ON SALE OF MONETARY METALS:		
LAND AND WATER CONSERVATION FUND, SURPLUS			PROFIT ON SALE OF SILVER DOLLARS . . . . .	2663	\$1,353.93
PROPERTY SALES (16 USC 460L-5) . . . . .	5005.2	\$29,412,542.69	PROFIT ON SALE OF GOLD . . . . .	2665	179,567,796.87
DISPOSAL OF SURPLUS REAL AND RELATED PERSONAL			TOTAL, PROFIT ON SALE OF		
PROPERTY, OPERATING EXPENSES, GENERAL			MONETARY METALS . . . . .		179,569,150.80
SERVICES ADMINISTRATION (68 STAT. 621) . . . . .	5253	7,935,000.00	TOTAL, SALE OF GOVERNMENT		
OTHER RECEIPTS, SURPLUS REAL AND RELATED			PROPERTY . . . . .		8,779,969,165.59
PERSONAL PROPERTY, GENERAL SERVICES					
ADMINISTRATION (41 USC 485) . . . . .	5254.2	34,893,114.68			
TRANSFERS OF SURPLUS REAL AND RELATED PERSONAL					
PROPERTY RECEIPTS, GENERAL SERVICES					
ADMINISTRATION (41 USC 485) . . . . .	5254.3	-35,643,063.74			
SALE OF REAL PROPERTY, INDIAN TRIBAL FUNDS					
(31 USC 668; USC 7255) . . . . .	8365.37	366,631.95			
TOTAL, SALE OF OTHER REAL PROPERTY . . . . .		40,142,414.83			
SALE OF EQUIPMENT AND OTHER PERSONAL PROPERTY			REALIZATION UPON LOANS AND INVESTMENTS		
(OTHER THAN REPAYMENTS ON CREDIT SALES):			REPAYMENT OF INVESTMENT IN LIQUIDATED		
NET PROCEEDS FROM SURPLUS AND EXCESS PROPERTY IN			ENTERPRISES AND SPECIAL FUNDS . . . . .	2820	5,344,183.00
FOREIGN AREAS . . . . .	2633	157,553.13	TOTAL, REPAYMENT OF INVESTMENT IN		
PROCEEDS FROM SURPLUS VESSELS . . . . .	2635	3,664,249.93	LIQUIDATED ENTERPRISES AND		
PROCEEDS OF SALES TO THE PUBLIC FROM STRATEGIC			SPECIAL FUNDS . . . . .		5,344,183.00
AND CRITICAL MATERIALS STOCK PILE . . . . .	2636.1	78,201,100.25			
PROCEEDS OF SALES TO THE PUBLIC FROM STOCK PILE					
MATERIALS, DEFENSE PRODUCTION ACT . . . . .	2636.11	11,669,420.48	REPAYMENT OF CAPITAL INVESTMENT, GOVERNMENT-		
NET PROCEEDS FROM SURPLUS PROPERTY IN UNITED			SPONSORED ENTERPRISES:		
STATES (31 USC 725C) . . . . .	2637	3,671,322.18	REPAYMENTS OF LOANS MADE FOR ADVANCED		
PROCEEDS OF SALES OF VESSELS, COAST GUARD (31 USC			LAND ACQUISITION, URBAN MASS TRANSPORTATION		
725C) . . . . .	2642	510,094.84	ADMINISTRATION . . . . .	2845	12,435.25
PROCEEDS FROM SALE OF EQUIPMENT AND OTHER			TOTAL, REPAYMENT OF CAPITAL		
PERSONAL PROPERTY, NOT OTHERWISE CLASSIFIED . .	2649	10,514,590.16	INVESTMENT, GOVERNMENT-SPONSORED		
DEPOSITS, ADVANCES, FOREIGN MILITARY SALES			ENTERPRISES . . . . .		12,435.25
(22 USC 2761, 2762) . . . . .	8242	8,445,171,544.65			
TOTAL, SALE OF EQUIPMENT AND OTHER			REPAYMENT OF DOMESTIC LOANS TO INDIVIDUALS		
PERSONAL PROPERTY (OTHER THAN			AND PRIVATE ORGANIZATIONS:		
REPAYMENTS ON CREDIT SALES) . . . . .		8,553,439,875.66	REPAYMENT OF LOANS TO DEFENSE CONTRACTORS . . . .	2854	10,000,000.00
			REPAYMENT OF OTHER DOMESTIC LOANS . . . . .	2859	27,411.87
			TOTAL, REPAYMENT OF DOMESTIC LOANS TO		
			INDIVIDUALS AND PRIVATE		
			ORGANIZATIONS: . . . . .		10,027,411.87
SALE OF SCRAP AND SALVAGE MATERIALS:			REPAYMENT OF FOREIGN LOANS:		
SALE OF SCRAP AND SALVAGE MATERIALS . . . . .	2651	5,461,082.23	DOLLAR CONVERSIONS OF FOREIGN CURRENCY LOAN		
SALE OF RECYCLABLE OFFICE WASTEPAPER . . . . .	2652	122,652.10	REPAYMENTS, TREASURY . . . . .	2868	86,408,536.58
OTHER, FEDERAL SUPPLEMENTARY MEDICAL INSURANCE			TOTAL, REPAYMENT OF FOREIGN LOANS . . . . .		86,408,536.58
TRUST FUND (42 USC 1395T) . . . . .	8004.41	5,601.10			
OTHER, FEDERAL HOSPITAL INSURANCE TRUST FUND					
(42 USC 1395 I) . . . . .	8005.41	7,791.83			
OTHER, FEDERAL OLD-AGE AND SURVIVORS INSURANCE					
TRUST FUND (42 USC 401) . . . . .	8006.41	52,572.33			
OTHER, FEDERAL DISABILITY INSURANCE TRUST FUND					
(42 USC 401) . . . . .	8007.41	19,848.77			
TOTAL, SALE OF SCRAP AND					
SALVAGE MATERIALS . . . . .		5,669,548.36			

TABLE A - RECEIPTS BY SOURCE CATEGORIES

CLASSIFICATION	RECEIPT SYMBOL	RECEIPTS OFFSET AGAINST OUTLAYS*	RECEIPTS OFFSET AGAINST OUTLAYS*
REALIZATION UPON LOANS AND INVESTMENTS-CONTINUED			
REPAYMENTS ON MISCELLANEOUS RECOVERABLE COSTS:			
REPAYMENT OF REIMBURSABLE CONSTRUCTION CHARGES, BUREAU OF INDIAN AFFAIRS (25 USC 386)	2881	3419,780.52	
RECOVERIES OF REIMBURSABLE MAINTENANCE CHARGES, BUREAU OF INDIAN AFFAIRS	2883	37,642.88	
RECOVERIES OF USER CHARGES			
INDUSTRIAL COST COLLECTED BY GRANTEES, ENVIRONMENTAL PROTECTION AGENCY	2885	255,196.52	
REPAYMENTS ON MISCELLANEOUS RECOVERABLE COSTS, NOT OTHERWISE CLASSIFIED	2889	33,876,411.20	
TOTAL, REPAYMENTS ON MISCELLANEOUS RECOVERABLE COSTS		34,589,831.12	
MISCELLANEOUS REPAYMENTS ON LOANS AND INVESTMENTS:			
MISCELLANEOUS REPAYMENTS ON LOANS AND INVESTMENTS	2899	36,555.43	
TOTAL, MISCELLANEOUS REPAYMENTS ON LOANS AND INVESTMENTS		36,555.43	
REPAYMENTS OF LOANS UNDER FEDERAL CREDIT PROGRAMS:			
REPAYMENTS OF LOANS, ADMINISTRATION OF TERRITORIES, TERRITORIAL AFFAIRS, INTERIUR	2902	811,103.14	
REPAYMENTS OF LOANS, WATERBUSH WOKAS OF IMPROVEMENT, SOIL CONSERVATION SERVICE, AGRICULTURE	2907	12,995.17	
REPAYMENTS OF LOANS, TRADE ADJUSTMENT ASSISTANCE, COMMERCE	2911	479,287.52	
REPAYMENTS OF LOANS, HEALTH MANPOWER AND UTILIZATION AND COMMUNITY HEALTH SERVICES, HEALTH, EDUCATION, AND WELFARE	2912	5,135,541.54	
REPAYMENTS OF LOANS, LAW ENFORCEMENT ASSISTANCE, ADMINISTRATION	2914	394,408.84	
REPAYMENTS OF LOANS, CAPITAL CONTRIBUTIONS, HIGHER EDUCATIONAL ACTIVITIES, HEALTH, EDUCATION, AND WELFARE	2915	610,986.10	
RECOVERIES FROM RAILROAD LOAN GUARANTEES, INTERSTATE COMMERCE COMMISSION	2919	2,017,126.16	
REPAYMENTS OF LOANS, DIPLOMATIC AND CONSULAR SERVICE, STATE	2922	89,136.88	
REPAYMENTS OF LOANS, CONSTRUCTION OF POWER SYSTEMS, RYUKYU ISLANDS, ARMY	2931	142,621.98	
DOLLAR REPAYMENTS OF LOANS, AGENCY FOR INTERNATIONAL DEVELOPMENT	2941	452,127.52	
PRINCIPAL PAYMENTS BY GREECE, WORLD WAR I DEBT	2942.1	31,790,722.25	
PRINCIPAL PAYMENTS BY HUNGARY, WORLD WAR I DEBT	2942.2	80,184.97	
REPAYMENT OF LOANS TO THE DISTRICT OF COLUMBIA, TREASURY	2951	58,289.10	
REPAYMENT OF ADVANCES TO STADIUM SINKING FUND, TREASURY	2951	17,147,824.99	
		831,670.00	
REALIZATION UPON LOANS AND INVESTMENTS-CONTINUED			
REPAYMENTS OF LOANS UNDER FEDERAL CREDIT PROGRAMS-CONTINUED			
REPAYMENT OF ADVANCES TO THE DISTRICT OF COLUMBIA GENERAL FUND, TREASURY	2552		326,000,000.00
REPAYMENT OF PRINCIPAL ON SURPLUS PROPERTY LOANS IN FOREIGN AREAS, DOLLAR PROCEEDS FROM CONVERSION OF FOREIGN CURRENCIES, TREASURY	2955		448,170.72
REPAYMENT OF PRINCIPAL ON SURPLUS PROPERTY LOANS IN FOREIGN AREAS, TREASURY	2956		14,884,956.91
RECOVERIES UNDER LEND LEASE PROGRAM, TREASURY	2957		26,735,271.72
REPAYMENT OF LOANS TO UNITED KINGDOM, TREASURY (HEADQUARTERS), STATE	2961		74,193,083.87
REPAYMENT OF LOANS, FOREIGN MILITARY CREDIT SALES (HEADQUARTERS), STATE	2963		1,500,000.00
REPAYMENTS OF LOANS, HOSPITAL CONSTRUCTION ACTIVITIES, HEALTH, EDUCATION, AND WELFARE	2968		7,625,618.45
REPAYMENTS OF LOANS, ASSISTANCE TO REFUGEES IN THE UNITED STATES, HEALTH, EDUCATION, AND WELFARE	2970		244,939.37
REPAYMENTS OF LOANS, ELEMENTARY AND SECONDARY EDUCATIONAL ACTIVITIES, HEALTH, EDUCATION, AND WELFARE	2973		1,177,131.52
REPAYMENTS OF LOANS, MISCELLANEOUS EXPIRED ACCOUNTS, AGRICULTURE	2979		94,941.23
REPAYMENTS OF ALL OTHER LOAN TRANSACTIONS, HIGHER EDUCATIONAL ACTIVITIES, HEALTH, EDUCATION, AND WELFARE	2989		51,279.76
REPAYMENTS OF LOANS, COMMUNITY FACILITIES AND SERVICES, HEALTH, EDUCATION, AND WELFARE	2993		1,280,762.72
PRINCIPAL REPAYMENTS, LOAN PROGRAM, RECLAMATION FUND, INTERIOR (43 USC 391)	5000.1		4,984,219.82
REPAYMENT OF PRINCIPAL ON REAL PROPERTY LOANS, GENERAL SERVICES ADMINISTRATION (40 USC 485)	5254.1		5,777,993.47
TOTAL, REPAYMENTS OF LOANS UNDER FEDERAL CREDIT PROGRAMS		694,174,909.96	
TOTAL, REALIZATION UPON LOANS AND INVESTMENTS		831,493,063.21	
RECOVERIES AND REFUNDS			
COMPENSATION FOR GOVERNMENT PROPERTY LOST OR DAMAGED			
RECOVERIES FOR GOVERNMENT PROPERTY LOST OR DAMAGED, NOT OTHERWISE CLASSIFIED	3019		10,312,338.21
TOTAL, COMPENSATION FOR GOVERNMENT PROPERTY LOST OR DAMAGED			10,312,338.21
RECOVERIES OF EXCESS PROFITS AND COSTS: RECOVERIES UNDER RENEGOTIATION PROGRAM MISCELLANEOUS RECOVERIES OF EXCESS PROFITS AND COSTS	3031		5,378,434.45
	3032		870,370.21
TOTAL, RECOVERIES OF EXCESS PROFITS AND COSTS			6,248,804.66

TABLE A - RECEIPTS BY SOURCE CATEGORIES

CLASSIFICATION	RECEIPT SYMBOL	RECEIPTS OFFSET AGAINST OUTLAYS*
RECOVERIES AND REFUNDS-CONTINUED		
RECOVERIES UNDER FOREIGN AID PROGRAMS:		
RECOVERIES UNDER THE FOREIGN MILITARY SALES PROGRAM . . . . .	3041	\$140,963,141.14
RECOVERIES, ECONOMIC AND TECHNICAL ASSISTANCE TO FOREIGN NATIONS . . . . .	3043	1,351,715.39
RECOVERIES, MILITARY ASSISTANCE TO FOREIGN NATIONS . . . . .	3047.1	42,403,572.81
RECOVERIES MADE UNDER SEC. 514 OF THE FOREIGN ASSISTANCE ACT OF 1961, AS AMENDED . . . . .	3047.2	115,915.15
MISCELLANEOUS RECOVERIES ON FOREIGN AID PROGRAMS . . . . .	3049	868,202.12
TOTAL, RECOVERIES UNDER FOREIGN AID PROGRAMS . . . . .		<u>185,702,546.61</u>
REFUNDS OF ERRONEOUS PAYMENTS . . . . .	3060	6,978,916.83
TOTAL, REFUNDS OF ERRONEOUS PAYMENTS . . . . .		<u>6,978,916.83</u>
RECOVERIES FOR BREACH OF CONTRACT . . . . .	3080	449,843.93
TOTAL, RECOVERIES FOR BREACH OF CONTRACT . . . . .		<u>449,843.93</u>
MISCELLANEOUS RECOVERIES AND REFUNDS:		
RECOVERIES OF CULTURAL PRESENTATIONS ABROAD . . . . .	3095	75,962.32
RECOVERIES OF CERTAIN MEDICAL COSTS FROM THIRD PARTIES, PUBLIC LAW 87-653 . . . . .	3096	7,678,249.19
MISCELLANEOUS RECOVERIES AND REFUNDS, NOT OTHERWISE CLASSIFIED . . . . .	3099	134,367,756.20
MISCELLANEOUS RECOVERIES AND REFUNDS, NOT OTHERWISE CLASSIFIED, BOARD FOR INTERNATIONAL BROADCASTING . . . . .	3099.110	164,059.00
MISCELLANEOUS RECOVERIES AND REFUNDS, NOT OTHERWISE CLASSIFIED, NATIONAL CAPITAL PLANNING COMMISSION . . . . .	3099.800	311.35
SUBTOTAL, MISCELLANEOUS RECOVERIES AND REFUNDS, NOT OTHERWISE CLASSIFIED . . . . .		<u>134,525,120.55</u>
MISCELLANEOUS RECOVERIES AND FUNDS, INDIAN TRIBAL FUNDS (31 USC 668; USC 7255) . . . . .	8365.38	6,286,139.84
TOTAL, MISCELLANEOUS RECOVERIES AND REFUNDS . . . . .		<u>118,565,477.90</u>
TOTAL, RECOVERIES AND REFUNDS . . . . .		<u>328,257,928.14</u>
RECEIPT CLEARING ACCOUNTS		
UNDISTRIBUTED PROCEEDS FROM SALE OF FOREIGN CURRENCY (SUSPENSE) . . . . .	F3810	2,613,010.23
PROCEEDS OF SALES, PERSONAL PROPERTY (SUSPENSE) . . . . .	F3845	538,513.33
PROCEEDS OF SALES, PERSONAL PROPERTY, SOCIAL AND ECONOMICS STATISTICS ADMINISTRATION (SUSPENSE) . . . . .	F3845.4	-1,817.33

CLASSIFICATION	RECEIPT SYMBOL	RECEIPTS OFFSET AGAINST OUTLAYS*
RECEIPT CLEARING ACCOUNTS-CONTINUED		
PROCEEDS FROM SALE OF SCRAP, SALVAGE OR SURPLUS MATERIALS, DEFENSE SUPPLY AGENCY (SUSPENSE) . . . . .	F3860	1,363,778,330.68
BUDGET CLEARING ACCOUNT (SUSPENSE) . . . . .	F3875	-36,944,731.72
TOTAL, RECEIPT CLEARING ACCOUNTS . . . . .		<u>-97,573,356.17</u>
TOTAL, PROPRIETARY RECEIPTS FROM THE PUBLIC . . . . .		<u>13,856,449,363.32</u>
RECEIPTS FROM OFF-BUDGET FEDERAL AGENCIES		
INTEREST		
INTEREST ON LOANS TO GOVERNMENT-OWNED ENTERPRISES:		
INTEREST ON LOANS TO FEDERAL FINANCING BANK, TREASURY . . . . .	1418	2,748,102,492.12
INTEREST ON LOANS TO RURAL TELEPHONE BANK . . . . .	1439	19,567,690.71
TOTAL, INTEREST ON LOANS TO GOVERNMENT-OWNED ENTERPRISES . . . . .		<u>2,767,670,182.83</u>
TOTAL, INTEREST . . . . .		<u>2,767,670,182.83</u>
TOTAL, RECEIPTS FROM OFF-BUDGET FEDERAL AGENCIES . . . . .		<u>2,767,670,182.83</u>
INTRABUDGETARY RECEIPTS DEDUCTED BY AGENCY		
INTEREST		
INTEREST ON LOANS TO GOVERNMENT-OWNED ENTERPRISES:		
INTEREST ON LOANS TO BONNEVILLE POWER ADMINISTRATION FUND, DEPARTMENT OF ENERGY . . . . .	1351	6,209,852.70
INTEREST ON LOANS FOR EMERGENCY HOME PURCHASE ASSISTANCE ACT OF 1974 . . . . .	1352	47,002,476.23
INTEREST ON LOANS TO SECRETARY OF TRANSPORTATION, REGIONAL RAIL REORGANIZATION (87 STAT. 1001) . . . . .	1357	9,894,369.97
INTEREST ON LOANS TO COMMODITY CREDIT CORPORATION . . . . .	1401	231,814,565.41
INTEREST ON LOANS TO EXPORT-IMPORT BANK OF THE U.S. (BEGINNING OCTOBER 1, 1976) . . . . .	1422.2	1,960,352.14
INTEREST ON LOANS TO GOVERNMENT NATIONAL MORTGAGE ASSOCIATION, MANAGEMENT AND LIQUIDATING FUNCTIONS . . . . .	1403	2,939,415.76
INTEREST ON LOANS TO GOVERNMENT NATIONAL MORTGAGE ASSOCIATION, SPECIAL ASSISTANCE FUNCTIONS . . . . .	1404	315,184,457.44
INTEREST ON LOANS TO HOUSING AND URBAN DEVELOPMENT, COLLEGE HOUSING LOANS . . . . .	1405	67,959,651.99
INTEREST ON LOANS TO HOUSING AND URBAN DEVELOPMENT, URBAN RENEWAL FUND . . . . .	1407	4,257,309.28
INTEREST ON LOANS TO AGRICULTURAL CREDIT INSURANCE FUND . . . . .	1409	49,836,440.18
INTEREST ON INVESTMENT, ECONOMIC DEVELOPMENT REVOLVING FUND . . . . .	1410	25,517,607.88
INTEREST ON LOANS TO VETERANS ADMINISTRATION, DIRECT LOANS TO VETERANS AND RESERVES . . . . .	1411	6,629,646.21

TABLE A - RECEIPTS BY SOURCE CATEGORIES

CLASSIFICATION	RECEIPT SYMBOL	RECEIPTS OFFSET AGAINST OUTLAYS*	CLASSIFICATION	RECEIPT SYMBOL	RECEIPTS OFFSET AGAINST OUTLAYS*
INTEREST-CONTINUED			INTERCHANGE RECEIPTS		
INTEREST ON LOANS TO GOVERNMENT-OWNED ENTERPRISES-CONTINUED			RAILROAD RETIREMENT/SOCIAL SECURITY RETIREMENT:		
INTEREST ON LOANS TO TENNESSEE VALLEY AUTHORITY . . . . .	1417	\$5,629,595.84	RECEIPTS FROM FEDERAL OLD-AGE AND SURVIVORS AND DISABILITY INSURANCE TRUST FUNDS, RAILROAD RETIREMENT ACCOUNT (45 USC 228c (k) (e)) . . . . .	8111.3	\$1,618,461,011.10
INTEREST ON LOANS TO FEDERAL HOUSING ADMINISTRATION, GENERAL INSURANCE FUND . . . . .	1420	278,807,081.91	RECEIPTS TRANSFERRED FROM FOREIGN SERVICE RETIREMENT AND DISABILITY FUND, CIVIL SERVICE RETIREMENT AND DISABILITY FUND (5 USC 8334) . . . . .	8135.6	453,019.96
INTEREST ON LOANS TO NATIONAL OCEANIC AND ATMOSPHERIC ADMINISTRATION . . . . .	1421	508,865.31	RECEIPTS FROM CIVIL SERVICE RETIREMENT AND DISABILITY FUND, FOREIGN SERVICE RETIREMENT AND DISABILITY FUND (22 USC 1092) . . . . .	8186.5	8,144,732.61
INTEREST ON LOANS, HIGHER EDUCATION FACILITIES LOAN FUND . . . . .	1422	46,965,927.84	CONTRIBUTIONS TRANSFERRED FROM CIVIL SERVICE . . . . .	F8186.5	499,442.59
INTEREST ON INVESTMENTS, COMMUNITY SERVICES ADMINISTRATION LOAN FUND . . . . .	1423	2,279,739.92			
INTEREST ON INVESTMENTS, COLORADO RIVER PROJECTS	1424	14,354,663.92	TOTAL, INTERCHANGE RECEIPTS . . . . .		1,627,458,195.16
INTEREST ON LOANS TO RURAL DEVELOPMENT INSURANCE FUND, FARMERS HOME ADMINISTRATION . . . . .	1425	26,874,495.39			
INTEREST ON ADVANCES TO COLORADO RIVER DAM FUND, BOULDER CANYON PROJECT . . . . .	1427	1,709,000.00	CONTRIBUTIONS		
INTEREST ON ADVANCES TO SMALL BUSINESS ADMINISTRATION . . . . .	1428	309,462,798.52	CONTRIBUTIONS TO INSURANCE PROGRAMS:		
INTEREST ON DIRECT NET INVESTMENT, PANAMA CANAL COMPANY . . . . .	1429	24,292,276.19	FEDERAL CONTRIBUTIONS, FEDERAL SUPPLEMENTARY MEDICAL INSURANCE TRUST FUND (42 USC 1395t) . . . . .	8114.1	6,385,512,975.85
INTEREST ON LOANS TO RURAL HOUSING INSURANCE FUND, FARMERS HOME ADMINISTRATION . . . . .	1430	24,874,249.50	FEDERAL PAYMENTS FOR MILITARY SERVICE CREDITS, FEDERAL HOSPITAL INSURANCE TRUST FUND (42 USC 417) . . . . .	8115.6	142,997,100.10
INTEREST ON LOANS TO NATIONAL FLOOD INSURANCE FUND, HOUSING AND URBAN DEVELOPMENT . . . . .	1433	9,871,452.63	FEDERAL PAYMENTS FOR TRANSITIONAL COVERAGE, FEDERAL HOSPITAL INSURANCE TRUST FUND (42 USC 1395 I) . . . . .	8115.8	687,941,000.00
INTEREST ON LOANS TO NEW COMMUNITIES GUARANTEE FUND, METROPOLITAN DEVELOPMENT, HOUSING AND URBAN DEVELOPMENT . . . . .	1437	12,553,665.63	FEDERAL PAYMENTS FOR PROFESSIONAL STANDARDS REVIEW ORGANIZATIONS REVIEWS, FEDERAL HOSPITAL INSURANCE TRUST FUND . . . . .	8115.75	29,000,000.00
TOTAL, INTEREST ON LOANS TO GOVERNMENT-OWNED ENTERPRISES . . . . .		<u>1,527,280,887.75</u>	FEDERAL PAYMENTS FOR MILITARY SERVICE CREDITS, FEDERAL OLD-AGE AND SURVIVORS INSURANCE TRUST FUND (42 USC 417) . . . . .	8116.6	384,724,000.00
MISCELLANEOUS INTEREST COLLECTIONS:			FEDERAL PAYMENTS FOR SPECIAL BENEFITS, FEDERAL OLD-AGE AND SURVIVORS INSURANCE TRUST FUND (42 USC 428 (G)) . . . . .	8116.7	228,203,000.00
INTEREST ON DEFENSE PRODUCTION ACTIVITIES . . . . .	1494	19,948.93	FEDERAL PAYMENTS FOR MILITARY SERVICE CREDITS, FEDERAL DISABILITY INSURANCE TRUST FUND (42 USC 417) . . . . .	8117.6	128,493,000.00
INTEREST ON UNINVESTED FUNDS, OLIVER WENDELL HOLMES DEVISE FUND (69 STAT. 533) . . . . .	5075.2	3,022.35	FEDERAL PAYMENTS TO RAILROAD RETIREMENT TRUST FUNDS, RAILROAD RETIREMENT BOARD (45 USC 228c-1) . . . . .	8111.7	251,100,000.00
INTEREST PAYMENTS BY RAILROAD RETIREMENT BOARD, FEDERAL HOSPITAL INSURANCE TRUST FUND (45 USC 228e (k)) . . . . .	8005.5	17,239,000.00	REPAYABLE ADVANCES FROM GENERAL FUND FOR FEDERAL UNEMPLOYMENT ACCOUNT, UNEMPLOYMENT TRUST FUND (42 USC 1113) . . . . .	8142.8	861,000,000.00
TOTAL, MISCELLANEOUS INTEREST COLLECTIONS . . . . .		<u>17,261,971.28</u>	REPAYABLE ADVANCES FROM GENERAL FUND FOR ADVANCES FOR EXTENDED BENEFITS, UNEMPLOYMENT TRUST FUND (42 USC 1113) . . . . .	8142.9	135,000,000.00
TOTAL, INTEREST . . . . .		<u>1,544,542,859.03</u>			
SALE OF PRODUCTS			SALE OF TIMBER, WILDLIFE AND OTHER NATURAL LAND PRODUCTS:		
SALE OF TIMBER, WILDLIFE AND OTHER NATURAL LAND PRODUCTS:			TIMBER PURCHASER ROAD CONSTRUCTION CREDITS, NATIONAL FOREST FUND . . . . .	2227	4,393,556.17
TIMBER PURCHASER ROAD CONSTRUCTION CREDITS, NATIONAL FOREST FUND . . . . .	2227	4,393,556.17	TIMBER PURCHASER ROAD CONSTRUCTION CREDITS, FOREST SERVICE . . . . .	5211.4	31,869,859.30
TIMBER PURCHASER ROAD CONSTRUCTION CREDITS, FOREST SERVICE . . . . .	5211.4	31,869,859.30			
TOTAL, SALE OF TIMBER, WILDLIFE AND OTHER NATURAL LAND PRODUCTS . . . . .		<u>35,213,415.47</u>			
TOTAL, SALE OF PRODUCTS . . . . .		<u>35,213,415.47</u>			



TABLE A - RECEIPTS BY SOURCE CATEGORIES

CLASSIFICATION	RECEIPT SYMBOL	RECEIPTS OFFSET AGAINST OUTLAYS*	RECEIPTS OFFSET AGAINST OUTLAYS*
CONTRIBUTIONS-CONTINUED			
CONTRIBUTIONS TO INSURANCE PROGRAMS-CONTINUED			
FEDERAL PAYMENT TO THE JUDICIAL SURVIVORS ANNUITIES FUND	8113.4	\$31,130,409.00	
PAYMENTS FROM GENERAL AND SPECIAL FUNDS, NATIONAL SERVICE LIFE INSURANCE FUND (38 USC 72)	8132.3	2,423,900.65	
FEDERAL CONTRIBUTION, CIVIL SERVICE RETIREMENT AND DISABILITY FUND (5 USC 8348 (F))	8135.5	7,433,828,000.00	
EMPLOYING AGENCY PAYMENTS FOR SALARIES OF REEMPLOYED ANNUITANTS, CIVIL SERVICE RETIREMENT AND DISABILITY FUND	8135.7	18,472,657.52	
EMPLOYING AGENCY PAYMENTS FOR SALARIES OF REEMPLOYED ANNUITANTS, SUSPENSE OF CIVIL SERVICE RETIREMENT AND DISABILITY FUND	F8135.7	-63,269.61	
PAYMENTS FROM GENERAL AND SPECIAL FUNDS, UNITED STATES GOVERNMENT LIFE INSURANCE FUND (38 USC 755)	8150.3	4,126.79	
FEDERAL CONTRIBUTION, FOREIGN SERVICE RETIREMENT AND DISABILITY FUND (22 USC 1105, 1106)	8186.8	1,31,627,000.00	
TOTAL, CONTRIBUTIONS TO INSURANCE PROGRAMS		16,898,799,391.20	
MISCELLANEOUS CONTRIBUTIONS:			
REGIONAL FUND CONTRIBUTIONS, APPALACHIAN DEPOSITS, STATE AND LOCAL GOVERNMENT FISCAL ASSISTANCE TRUST FUND, DEPARTMENT OF THE TREASURY (31 USC 1224)	8090.1	2,397,604.00	
PAYMENTS FROM THE READJUSTMENT BENEFITS ACCOUNTS, VETERANS ADMINISTRATION	8111.1	6,854,924,600.00	
GENERAL FUND CONTRIBUTIONS, PACIFIC-NORTHWEST RIVER BASIN COMMISSION, VANCOUVER, WASHINGTON (42 USC 1962B-6)	8133.2	7,913.22	
GENERAL FUND CONTRIBUTIONS, GREAT LAKES BASIN COMMISSION, ANN ARBOR, MICHIGAN (42 USC 1962B-6)	8156.1	549,560.00	
GENERAL FUND CONTRIBUTIONS, NEW ENGLAND RIVER BASIN COMMISSION, BOSTON, MASSACHUSETTS (42 USC 1962B-6)	8157.1	1,144,035.15	
GENERAL FUND CONTRIBUTIONS, OHIO RIVER BASIN COMMISSION, CINCINNATI, OHIO (42 USC 1962B-6)	8159.1	1,646,757.00	
GENERAL FUND CONTRIBUTIONS, MISSOURI RIVER BASIN COMMISSION, OMAHA, NEBRASKA (42 USC 1962B-6)	8161.1	114,609.00	
GENERAL FUND CONTRIBUTIONS, UPPER MISSISSIPPI RIVER BASIN COMMISSION, WATERLOO, IOWA (42 USC 1962B-6)	8161.1	1,415,181.26	
AWARDS OF INDIAN CLAIMS COMMISSION, INDIAN TRIBAL FUNDS (31 USC 668: 31 USC 725S)	8162.1	725,674.91	
FEDERAL PAYMENT TO THE ALASKA NATIVE FUND	8365.1	39,609,709.98	
GENERAL FUND CONTRIBUTIONS, REGIONAL ACTION PLANNING COMMISSIONS (42 USC 3185 (B))	8365.12	30,000,000.00	
	8509.1	42,393,163.37	
CONTRIBUTIONS-CONTINUED			
MISCELLANEOUS CONTRIBUTIONS-CONTINUED			
PROFITS FROM SALE OF SHIPS' STOCKS, NAVY (10 USC 722, 7674)	8723		\$11,149,946.26
TOTAL, MISCELLANEOUS CONTRIBUTIONS			6,985,578,174.31
TOTAL, CONTRIBUTIONS			23,884,777,465.51
FEES AND OTHER CHARGES FOR SERVICES AND SPECIAL BENEFITS			
FEES AND OTHER CHARGES FOR ADMINISTRATIVE AND PROFESSIONAL SERVICES:			
CHARGES FOR SERVICES TO PUBLIC ENTERPRISE FUNDS	2413		1,285,049.61
CHARGES FOR SERVICES TO TRUST FUNDS	2414		28.68
CHARGES FOR ADMINISTRATIVE EXPENSES OF SOCIAL SECURITY ACT, AS AMENDED	2416		168,699,664.84
FEES FOR ADMINISTRATIVE SERVICES, TRUST FUNDS, BUREAU OF THE CENSUS	8544.2		945,217.76
FEES FOR ADMINISTRATIVE SERVICES, FEDERAL FUNDS, NATIONAL TECHNICAL INFORMATION SERVICE	8546.3		2,800,369.02
TOTAL, FEES AND OTHER CHARGES FOR ADMINISTRATIVE AND PROFESSIONAL SERVICES			173,770,329.91
FEES AND OTHER CHARGES FOR SPECIAL BENEFITS:			
REIMBURSEMENT BY PANAMA CANAL COMPANY FOR ANNUITY PAYMENT TO REPUBLIC OF PANAMA UNDER TREATY (64 STAT. 1741)	2463		518,718.00
INTEREST ON REIMBURSEMENT OF ADMINISTRATIVE AND VOCATIONAL REHABILITATION EXPENSES, FEDERAL SUPPLEMENTARY MEDICAL INSURANCE TRUST FUND (42 USC 1395I)	8004.25		-216,961.00
INTEREST ON REIMBURSEMENT OF ADMINISTRATIVE AND VOCATIONAL REHABILITATION EXPENSES, FEDERAL HOSPITAL INSURANCE TRUST FUND (42 USC 1395 I)	8115.25		-87,532.00
INTEREST ON REIMBURSEMENT OF ADMINISTRATIVE AND VOCATIONAL REHABILITATION EXPENSES, FEDERAL OLD-AGE AND SURVIVORS INSURANCE TRUST FUND (42 USC 431)	8116.25		-1,793,572.00
INTEREST ON REIMBURSEMENT OF ADMINISTRATIVE AND VOCATIONAL REHABILITATION EXPENSES, FEDERAL DISABILITY INSURANCE TRUST FUND (42 USC 401)	8007.25		2,198,065.00
INTEREST ON ADVANCES TO RAILROAD UNEMPLOYMENT INSURANCE ACCOUNT, RAILROAD RETIREMENT ACCOUNT (45 USC 367 (D))	8111.5		5,507,777.77
INTEREST ON REIMBURSEMENT TO FEDERAL HOSPITAL INSURANCE TRUST FUND, RAILROAD RETIREMENT ACCOUNT (45 USC 228E (K))	8011.18		-17,239,000.00
TOTAL, FEES AND OTHER CHARGES FOR SPECIAL BENEFITS			-11,213,204.30

TABLE A - RECEIPTS BY SOURCE CATEGORIES

CLASSIFICATION	RECEIPT SYMBOL	RECEIPTS OFFSET AGAINST OUTLAYS*	RECEIPT SYMBOL	CLASSIFICATION	RECEIPTS OFFSET AGAINST OUTLAYS*
FEEs AND OTHER CHARGES FOR SERVICES AND SPECIAL BENEFITS-CONTINUED				MISCELLANEOUS RECOVERIES AND REFUNDS-CONTINUED	
FEEs AND OTHER CHARGES FOR GENERAL GOVERNMENTAL SERVICES:				RECOVERIES AND REFUNDS, STATE AND LOCAL	
REIMBURSEMENT FOR NET COST OF OPERATIONS OF CANAL ZONE GOVERNMENT LESS TOLLS ON GOVERNMENT VESSELS (94 STAT. 7741)	2471	\$26,437,743.46	3098	GOVERNMENT FISCAL ASSISTANCE TRUST FUND, DEPARTMENT OF THE TREASURY	\$241.00
TOTAL, FEES AND OTHER CHARGES FOR GENERAL GOVERNMENTAL SERVICES		26,437,743.46		TOTAL, MISCELLANEOUS RECOVERIES AND REFUNDS	89,333,473.00
TOTAL, FEES AND OTHER CHARGES FOR SERVICES AND SPECIAL BENEFITS		182,987,869.07		TOTAL, INTRABUDGETARY RECEIPTS DEDUCTED BY AGENCY	27,385,747,556.16
SALE OF GOVERNMENT PROPERTY				UNDISTRIBUTED OFF-SETTING RECEIPTS	
SALE OF EQUIPMENT AND OTHER PERSONAL PROPERTY				MISCELLANEOUS INTEREST COLLECTIONS:	
PROCEEDS OF SALE FROM STRATEGIC AND CRITICAL MATERIALS STOCKPILES:				INTEREST AND PROFITS ON INVESTMENTS, FEDERAL SUPPLEMENTARY MEDICAL INSURANCE TRUST FUND (42 USC 1395T)	8004.2
PROCEEDS OF SALES TO FEDERAL AGENCIES FROM STRATEGIC AND CRITICAL MATERIALS STOCK PILE	2636.2	1,819,411.32		INTEREST AND PROFITS ON INVESTMENTS IN PUBLIC DEBT SECURITIES, FEDERAL HOSPITAL INSURANCE TRUST FUND (42 USC 1395 I)	777,457,848.32
TOTAL, PROCEEDS OF SALE FROM STRATEGIC AND CRITICAL MATERIAL STOCKPILE		1,819,411.32		INTEREST AND PROFITS ON INVESTMENTS IN PARTICIPATION CERTIFICATES, FEDERAL HOSPITAL INSURANCE TRUST FUND (42 USC 1395 I)	2,607,033.00
TOTAL, SALE OF EQUIPMENT AND OTHER PERSONAL PROPERTY		1,819,411.32		INTEREST AND PROFITS ON INVESTMENTS IN PUBLIC DEBT SECURITIES, FEDERAL OLD-AGE AND SURVIVORS INSURANCE TRUST FUND (42 USC 401)	2,120,157,611.31
TOTAL, SALE OF GOVERNMENT PROPERTY		1,819,411.32		INTEREST AND PROFITS ON INVESTMENTS IN PARTICIPATION CERTIFICATES, FEDERAL OLD-AGE AND SURVIVORS INSURANCE TRUST FUND (42 USC 401)	33,001,677.00
REALIZATION UPON LOANS AND INVESTMENTS				INTEREST AND PROFITS ON INVESTMENTS IN PUBLIC DEBT SECURITIES, FEDERAL DISABILITY INSURANCE TRUST FUND (42 USC 441)	249,190,382.45
REPAYMENT OF LOANS OR ADVANCES TO TRUST FUNDS:				INTEREST ON INVESTMENTS, OFFICE OF NAVAL RECORDS AND HISTORY FUND (10 USC 7222)	17,810.12
REPAYABLE ADVANCE FROM GENERAL FUND, BLACK LUNG DISABILITY TRUST FUND	8144.5	18,924,937.56		INTEREST AND PROFITS ON INVESTMENTS IN PUBLIC DEBT SECURITIES, RAILROAD RETIREMENT ACCOUNT (45 USC 228 0)	206,091,921.57
TOTAL, REPAYMENT OF LOANS OR ADVANCES TO TRUST FUNDS		18,924,937.56		INTEREST AND PROFITS ON INVESTMENTS IN AGENCY SECURITIES, RAILROAD RETIREMENT ACCOUNT (45 USC 228 0)	204,791.68
TOTAL, REALIZATION UPON LOANS AND INVESTMENTS		18,924,937.56		INTEREST AND PROFITS ON INVESTMENTS IN PUBLIC DEBT SECURITIES, RAILROAD RETIREMENT SUPPLEMENTAL ACCOUNT (45 USC 226 0)	2,258,160.10
MISCELLANEOUS RECOVERIES AND REFUNDS				INTEREST ON REQUEST OF GERTRUDE M. HUBBARD, LIBRARY OF CONGRESS (37 STAT 319)	1,593.90
RECOVERY FROM THE BLACK LUNG DISABILITY TRUST FUND OF PAYMENTS PREVIOUSLY MADE FOR THE BLACK LUNG PROGRAM	3097.2	89,333,162.00		INTEREST ON INVESTMENTS IN PUBLIC DEBT SECURITIES, JAPAN-UNITED STATES FRIENDSHIP COMMISSION TRUST FUND	94,658.42
				INTEREST AND PROFITS ON INVESTMENTS IN PUBLIC DEBT SECURITIES, INVESTMENT ACCOUNT, LIBRARY OF CONGRESS TRUST FUND	117,146.81
				INTEREST ON PERMANENT LOAN FUND, LIBRARY OF CONGRESS TRUST FUND	325,787.56
				INTEREST AND PROFITS ON INVESTMENTS IN PUBLIC DEBT SECURITIES, UNEMPLOYMENT TRUST FUND (42 USC 1174)	266,286,041.21
				INTEREST ON ENDOWMENT FUND, PRESERVATION, BIRTHPLACE OF ABRAHAM LINCOLN (16 USC 212)	2,547.30

TABLE A - RECEIPTS BY SOURCE CATEGORIES

CLASSIFICATION	RECEIPT SYMBOL	RECEIPTS OFFSET AGAINST OUTLAYS*	CLASSIFICATION	RECEIPT SYMBOL	RECEIPTS OFFSET AGAINST OUTLAYS*
MISCELLANEOUS INTEREST COLLECTIONS-CONTINUED			MISCELLANEOUS INTEREST COLLECTIONS-CONTINUED		
INTEREST AND PROFITS ON INVESTMENTS, PERSHING HALL MEMORIAL FUND (34 USC 491) . . . . .	8053	\$7,385.00	INTEREST ON INVESTMENTS, SAINT ELIZABETHS HOSPITAL UNCONDITIONAL GIFT FUND, ALCOHOL, DRUG ABUSE, AND MENTAL HEALTH ADMINISTRATION (24 USC 181-184) . . . . .	8555.2	\$3,603.15
INTEREST ON INVESTMENTS, BEQUEST OF GEORGE C. EDGETER FOR RELIEF OF INDIGENT AMERICAN INDIANS (25 USC 451) . . . . .	8060.2	2,812.50	INTEREST ON INVESTMENTS, FUNDS CONTRIBUTED FOR THE ADVANCEMENT OF THE INDIAN RACE, BUREAU OF INDIAN AFFAIRS (25 USC 451) . . . . .	8563.2	-38,963.68
INTEREST ON INVESTMENTS, BEQUEST OF MAJOR GENERAL FRED C. AINSWORTH TO WALTER REED GENERAL HOSPITAL (49 STAT. 287) . . . . .	8063.2	345.11	INTEREST ON INVESTMENTS, DEPARTMENT OF THE NAVY GENERAL GIFT FUND (10 USC 2611) . . . . .	8716.2	5,753.55
INTEREST, HIGHWAY TRUST FUND (23 USC 122) . . . . .	8102.2	662,155,132.98	INCOME ON INVESTMENTS, UNITED STATES NAVAL ACADEMY MUSEUM FUND (10 USC 6974) . . . . .	8731.2	247,556.03
INTEREST, AIRPORT AND AIRWAY TRUST FUND (49 USC 1742) . . . . .	8103.2	219,207,365.29	INCOME ON INVESTMENTS, UNITED STATES NAVAL ACADEMY GENERAL GIFT FUND (10 USC 6973) . . . . .	8733.2	23,150.21
INTEREST AND PROFITS ON INVESTMENTS, JUDICIAL SURVIVORS ANNUITIES FUND (28 USC 376) . . . . .	8110.2	3,410,913.16	INTEREST ON INVESTMENTS, CONDITIONAL GIFT FUND, GENERAL, DEPARTMENT OF STATE (22 USC 405, 1746) . . . . .	8822.2	24,411.76
INTEREST AND PROFITS ON INVESTMENTS, TAX COURT JUDGES SURVIVORS ANNUITY FUND (26 USC 7448 (E)) . . . . .	8115.2	45,782.71	INTEREST ON INVESTMENTS, PATIENTS' BENEFIT FUND, PUBLIC HEALTH SERVICE HOSPITALS (42 USC 219) . . . . .	8889.2	1,632.60
INTEREST AND PROFITS ON INVESTMENTS UNDER LONGSHOREMEN'S AND HARBOR WORKERS' COMPENSATION ACT, AS AMENDED (33 USC 944) . . . . .	8130.2	273,457.50	INTEREST ON INVESTMENTS, ESTHER CATELL SCHMITT GIFT FUND (76 STAT. 88) . . . . .	8902.2	17,595.00
INTEREST AND PROFITS ON INVESTMENTS IN PUBLIC DEBT SECURITIES, NATIONAL SERVICE LIFE INSURANCE FUND (38 USC 721) . . . . .	8132.2	445,870,054.24	INTEREST ON INVESTMENTS, DEPARTMENT OF THE ARMY GENERAL GIFT FUND (10 USC 2611) . . . . .	8927.2	8,515.46
INTEREST AND PROFITS ON INVESTMENTS IN PARTICIPATION CERTIFICATES, NATIONAL SERVICE LIFE INSURANCE FUND (38 USC 722) . . . . .	8132.22	14,582,500.00	INTEREST ON INVESTMENTS, DEPARTMENT OF THE AIR FORCE GENERAL GIFT FUND . . . . .	8928.2	409.27
INTEREST AND PROFITS ON INVESTMENTS, WORKMEN'S COMPENSATION ACT, WITHIN THE DISTRICT OF COLUMBIA (33 USC 944) . . . . .	8134.2	61,012.50	INTEREST ON SOLDIERS' AND AIRMEN'S HOME PERMANENT FUND (24 USC 46) . . . . .	8930.1	6,232,800.79
INTEREST AND PROFITS ON INVESTMENTS IN PUBLIC DEBT SECURITIES, CIVIL SERVICE RETIREMENT AND DISABILITY FUND (5 USC 8348 (C)) . . . . .	8135.4	3,213,820,535.29	TOTAL, MISCELLANEOUS INTEREST COLLECTIONS . . . . .		8,530,311,319.37
INTEREST AND PROFITS ON INVESTMENTS IN PARTICIPATION CERTIFICATES, CIVIL SERVICE RETIREMENT AND DISABILITY FUND (5 USC 8348 (C)) . . . . .	8135.42	22,315,000.00	UNDISTRIBUTED EMPLOYER CONTRIBUTIONS:		
INTEREST AND PROFITS ON INVESTMENTS IN PUBLIC DEBT SECURITIES, BLACK LUNG DISABILITY TRUST FUND . . . . .	8144.2	1,191,912.79	TRANSFERS FROM GENERAL FUND OF AMOUNTS EQUAL TO FEDERAL EMPLOYER CONTRIBUTIONS FOR FICA TAXES, FEDERAL HOSPITAL INSURANCE TRUST FUND (42 USC 13951) . . . . .	8005.12	206,000,000.00
INTEREST AND PROFITS ON INVESTMENTS IN PUBLIC DEBT SECURITIES, UNITED STATES GOVERNMENT LIFE INSURANCE FUND (38 USC 755) . . . . .	8150.2	31,730,272.55	TRANSFERS FROM GENERAL FUND OF AMOUNTS EQUAL TO FEDERAL EMPLOYER CONTRIBUTIONS FOR FICA TAXES, FEDERAL OLD-AGE AND SURVIVORS INSURANCE TRUST FUND (42 USC 401) . . . . .	8006.12	906,000,000.00
INTEREST ON INVESTMENTS, GENERAL POST FUND, NATIONAL HOMES, VETERANS ADMINISTRATION (38 USC 5101-5228) . . . . .	8180.2	111,311.88	TRANSFERS FROM GENERAL FUND OF AMOUNTS EQUAL TO FEDERAL EMPLOYER CONTRIBUTIONS FOR FICA TAXES, FEDERAL DISABILITY INSURANCE TRUST FUND (42 USC 401) . . . . .	8007.12	154,000,000.00
INTEREST ON INVESTMENTS, FOREIGN SERVICE RETIREMENT AND DISABILITY FUND (22 USC 11-3) . . . . .	8186.2	19,964,722.39	EMPLOYING AGENCY CONTRIBUTIONS, CIVIL SERVICE RETIREMENT AND DISABILITY FUND (5 USC 8331, 8334 A) . . . . .	8135.2	2,430,593,082.81
INTEREST ON INVESTMENTS, NATIONAL ARCHIVES GIFT FUND (44 USC 2306) . . . . .	8197.2	27,831.28	EMPLOYING AGENCY CONTRIBUTIONS, SUSPENSE, CIVIL SERVICE RETIREMENT AND DISABILITY FUND . . . . .	F8135.2	-3,396,265.11
INTEREST ON INVESTMENTS, PUBLIC HEALTH SERVICE UNCONDITIONAL GIFT FUND (42 USC 219) . . . . .	8249.2	5,677.79	CREDITS FOR WITHHOLDING AND CONTRIBUTIONS, CIVIL SERVICE RETIREMENT AND DISABILITY FUND . . . . .	8135.8	120,270,727.55
INTEREST ON INVESTMENTS, PUBLIC HEALTH SERVICE CONDITIONAL GIFT FUND (42 USC 219) . . . . .	8254.2	7,974.89	EMPLOYING AGENCY CONTRIBUTIONS, JUDICIAL SURVIVORS ANNUITIES FUND (28 USC 376) . . . . .	8110.3	1,380,302.67
INTEREST ON INVESTMENTS IN FEDERAL SECURITIES AND FUNDS ON DEPOSIT IN TREASURY (31 USC 668; 31 USC 7255) . . . . .	8365.21	875,800.28	EMPLOYING AGENCY CONTRIBUTIONS, TAX COURT JUDGES SURVIVORS ANNUITY FUND (26 USC 7448C) . . . . .	8115.3	30,000.00
INTEREST ON INVESTMENTS IN FEDERAL SECURITIES AND FUNDS ON DEPOSIT IN TREASURY, DEPOSITS, PROCEEDS OF LABOR, INDIAN MONEYS, AGENCIES, SCHOOLS, ETC. (22 USC 155) . . . . .	8500.21	495,462.36	EMPLOYING AGENCY CONTRIBUTIONS, FOREIGN SERVICE RETIREMENT AND DISABILITY FUND (22 USC 1101) . . . . .	8186.4	19,187,749.58
INTEREST ON INVESTMENTS, GIFTS AND BEQUESTS, COMMERCE (15 USC 1524) . . . . .	8511.2	4,230.06			

TABLE A - RECEIPTS BY SOURCE CATEGORIES

CLASSIFICATION	RECEIPT SYMBOL	RECEIPTS OFFSET AGAINST OUTLAYS*
UNDISTRIBUTED EMPLOYER CONTRIBUTIONS-CONTINUED EMPLOYER CONTRIBUTIONS, FOREIGN SERVICE RETIREMENT AND DISABILITY FUND (SUSPENSE) . . .	F8186.4	\$67,954.23
TOTAL, UNDISTRIBUTED EMPLOYER CONTRIBUTIONS . . . . .		<u>3,834,133,551.73</u>
UNDISTRIBUTED EMPLOYER CONTRIBUTIONS (OFF-BUDGET) EMPLOYER'S CONTRIBUTIONS FROM OFF-BUDGET FEDERAL AGENCIES, CIVIL SERVICE RETIREMENT AND DISABILITY FUND (5 USC 8334) . . . . .	8135.22	678,828,707.59
SUPPLEMENTARY RETIREMENT CONTRIBUTIONS FROM OFF-BUDGET FEDERAL AGENCIES, CIVIL SERVICE RETIREMENT AND DISABILITY FUND (5 USC 8334) . .	8135.23	470,407,000.10
TOTAL, UNDISTRIBUTED EMPLOYER CONTRIBUTIONS (OFF-BUDGET) . . . . .		<u>1,149,235,707.59</u>
RENT AND BONUSES ON OUTER CONTINENTAL SHELF LANDS: RENT AND BONUSES ON OUTER CONTINENTAL SHELF LANDS . . . . .	1821	319,390,816.43
LAND AND WATER CONSERVATION FUND, RENT RECEIPTS OUTER CONTINENTAL SHELF LANDS (16 USC 4604-5) .	5005.7	833,428,546.13
TOTAL, RENT AND BONUSES ON OUTER CONTINENTAL SHELF LANDS . . . . .		<u>1,152,819,362.56</u>
ROYALTIES ON OUTER CONTINENTAL SHELF LANDS: ROYALTIES ON OUTER CONTINENTAL SHELF LANDS . . .	2020	1,105,726,400.85
HISTORIC PRESERVATION FUNDS, RECEIPTS OUTER CONTINENTAL SHELF LANDS . . . . .	5140	100,000,000.00
TOTAL, ROYALTIES ON OUTER CONTINENTAL SHELF LANDS . . . . .		<u>1,105,726,400.85</u>
TOTAL, UNDISTRIBUTED OFF-SETTING RECEIPTS . . . . .		<u>15,772,226,342.10</u>

1/ Represents Internal Revenue Service transfers during Fiscal Year 1978 of \$1.00 and \$2.00 designations from Individual Income-Withholding receipt account 20-0101 to account 20-5081 in the following amounts:

Designations	No. Designated	Amount
\$1.00	10,772,259	\$10,772,259.00
\$2.00	14,154,465	28,304,872.00
Totals	24,926,724	39,077,131.00

2/ Includes adjustment of \$565,368,459.90 which understates account 20-0310 and overstates account 20-5209 to correct prior year balances.

TABLE B - RECEIPTS BY ORGANIZATIONAL UNIT

CLASSIFICATION	RECEIPT SYMBOL	AMOUNT	CLASSIFICATION	RECEIPT SYMBOL	AMOUNT
LEGISLATIVE BRANCH			LEGISLATIVE BRANCH-CONTINUED		
SENATE AND HOUSE OF REPRESENTATIVES			ARCHITECT OF THE CAPITOL		
BUDGET RECEIPTS			PROPRIETARY RECEIPTS FROM THE PUBLIC		
GENERAL FUND ACCOUNTS:			GENERAL FUND ACCOUNTS:		
FINES, PENALTIES, AND FORFEITURES, NOT OTHERWISE CLASSIFIED	00 1499	846,200.00	RENT OF REAL PROPERTY, NOT OTHERWISE CLASSIFIED	01 1839	89,125.54
GIFTS TO THE UNITED STATES, NOT OTHERWISE CLASSIFIED	00 1299	65,129.64	SALE AND TRANSMISSION OF ELECTRIC ENERGY, SOUTHWESTERN POWER ADMINISTRATION	01 2247	81.30
TOTAL, BUDGET RECEIPTS		111,329.64	SALE OF POWER AND OTHER UTILITIES, NOT OTHERWISE CLASSIFIED	01 2249	1,825,655.75
PROPRIETARY RECEIPTS FROM THE PUBLIC			SALE OF PUBLICATIONS AND REPRODUCTIONS, NOT OTHERWISE CLASSIFIED	01 2259	4,442.84
MISCELLANEOUS INTEREST COLLECTIONS, NOT OTHERWISE CLASSIFIED	00 1499	94.97	SERVICE CHARGES FOR ALLOTMENTS OF PAY FOR SAVINGS ACCOUNTS P.L. 90-365	01 2417	868.56
SALE OF PUBLICATIONS AND REPRODUCTIONS, NOT OTHERWISE CLASSIFIED	00 2259	37,389.65	NET PROCEEDS FROM SURPLUS PROPERTY IN UNITED STATES (31 USC 725C)	01 2637	11,811.74
FEES AND OTHER CHARGES FOR OTHER SERVICES	00 2419.2	4,336.73	RECOVERIES FOR GOVERNMENT PROPERTY LOST OR DAMAGED, NOT OTHERWISE CLASSIFIED	01 3019	154.74
NET PROCEEDS FROM SURPLUS PROPERTY IN UNITED STATES (31 USC 725C)	00 2637	1,170.10	TOTAL, PROPRIETARY RECEIPTS FROM THE PUBLIC		1,933,439.77
PROCEEDS FROM SALE OF EQUIPMENT AND OTHER PERSONAL PROPERTY, NOT OTHERWISE CLASSIFIED	00 2649	19,375.35	TOTAL, ARCHITECT OF THE CAPITOL		1,933,639.77
RECOVERIES FOR GOVERNMENT PROPERTY LOST OR DAMAGED, NOT OTHERWISE CLASSIFIED	00 3019	138.00	LIBRARY OF CONGRESS		
MISCELLANEOUS RECOVERIES AND REFUNDS, NOT OTHERWISE CLASSIFIED	00 3099	255,630.12	BUDGET RECEIPTS		
BUDGET CLEARING ACCOUNTS:			GENERAL FUND ACCOUNTS:		
BUDGET CLEARING ACCOUNT (SUSPENSE)	00F3875	-949.74	FORFEITURES OF UNCLAIMED MONEY AND PROPERTY GIFTS TO THE UNITED STATES, NOT OTHERWISE CLASSIFIED	03 1060	9,785.33
TOTAL, PROPRIETARY RECEIPTS FROM THE PUBLIC		316,445.75	TRUST FUND ACCOUNTS:		
TOTAL, SENATE AND HOUSE OF REPRESENTATIVES		427,775.35	CONTRIBUTIONS TO LIBRARY OF CONGRESS GIFT FUND (2 USC 160)	03 8031	2,327,162.75
CONGRESSIONAL BUDGET OFFICE			CONTRIBUTIONS TO PERMANENT LOAN ACCOUNT, LIBRARY OF CONGRESS TRUST FUND	03 8032.1	3,003,100.00
PROPRIETARY RECEIPTS FROM THE PUBLIC			CONTRIBUTIONS TO INVESTMENT ACCOUNT, LIBRARY OF CONGRESS TRUST FUND (2 USC 158)	03 8032.3	2,221.94
GENERAL FUND ACCOUNTS:			TOTAL, BUDGET RECEIPTS		2,671,777.12
SERVICE CHARGES FOR ALLOTMENTS OF PAY FOR SAVINGS ACCOUNTS (P.L. 90-365)	08 2417	177.84	PROPRIETARY RECEIPTS FROM THE PUBLIC		
TOTAL, PROPRIETARY RECEIPTS FROM THE PUBLIC		177.84	GENERAL FUND ACCOUNTS:		
TOTAL, CONGRESSIONAL BUDGET OFFICE		177.84	ROYALTIES ON PATENTS, TRADEMARKS, AND COPYRIGHTS	03 2040	19.31
			SALE OF PUBLICATIONS AND REPRODUCTIONS, NOT OTHERWISE CLASSIFIED	03 2259	18,224.56
			FEES AND OTHER CHARGES FOR ACCOUNTING AND AUDITING SERVICES	03 2412	531.13
			SERVICE CHARGES FOR ALLOTMENTS OF PAY FOR SAVINGS ACCOUNTS P.L. 90-365	03 2417	5,778.54
			FEES AND OTHER CHARGES FOR PROGRAM ADMINISTRATION SERVICES	03 2419.1	258,451.00

TABLE B - RECEIPTS BY ORGANIZATIONAL UNIT

CLASSIFICATION	RECEIPT SYMBOL	AMOUNT	CLASSIFICATION	RECEIPT SYMBOL	AMOUNT
LEGISLATIVE BRANCH-CONTINUED			LEGISLATIVE BRANCH-CONTINUED		
LIBRARY OF CONGRESS-CONTINUED			GENERAL ACCOUNTING OFFICE		
PROPRIETARY RECEIPTS FROM THE PUBLIC-CONTINUED			PROPRIETARY RECEIPTS FROM THE PUBLIC		
GENERAL FUND ACCOUNTS-CONTINUED			GENERAL FUND ACCOUNTS:		
FEEES AND OTHER CHARGES FOR OTHER SERVICES . . . . .	03 2419.2	\$733.34	SALE OF PUBLICATIONS AND REPRODUCTIONS, NOT OTHERWISE CLASSIFIED . . . . .	05 2259	\$34,286.56
FEEES AND OTHER CHARGES FOR COMMUNICATION AND TRANSPORTATION SERVICES, NOT OTHERWISE CLASSIFIED . . . . .	03 2429	186.00	SERVICE CHARGES FOR ALLOTMENTS OF PAY FOR SAVINGS ACCOUNTS (P.L. 90-365) . . . . .	05 2417	5,388.46
PROCEEDS FROM SALE OF EQUIPMENT AND OTHER PERSONAL PROPERTY, NOT OTHERWISE CLASSIFIED . . . . .	03 2649	3,302.52	DEPOSITS FOR SURVIVOR ANNUITY BENEFITS . . . . .	05 2462	1,836.50
SALE OF SCRAP AND SALVAGE MATERIALS . . . . .	03 2651	17.50	OTHER FEES AND CHARGES FOR MISCELLANEOUS SERVICES . . . . .	05 2499	17.00
RECOVERIES FOR GOVERNMENT PROPERTY LOST OR DAMAGED, NOT OTHERWISE CLASSIFIED . . . . .	03 3019	8,360.72	NET PROCEEDS FROM SURPLUS AND EXCESS PROPERTY IN FOREIGN AREAS . . . . .	05 2633	245.34
MISCELLANEOUS RECOVERIES AND REFUNDS, NOT OTHERWISE CLASSIFIED . . . . .	03 3099	110.80	REFUNDS OF ERRONEOUS PAYMENTS . . . . .	05 3060	6,197,686.72
SPECIAL FUND ACCOUNTS:			MISCELLANEOUS RECOVERIES AND REFUNDS, NOT OTHERWISE CLASSIFIED . . . . .		
FEES FROM JUKEBOX AND CABLE TELEVISION, COPYRIGHT OFFICE . . . . .	03 5175.1	6,464,640.16		05 3099	124,069.86
TRUST FUND ACCOUNTS:			BUDGET CLEARING ACCOUNTS:		
INCOME FROM DONATED SECURITIES, LIBRARY OF CONGRESS TRUST FUND . . . . .	03 8032.21	109,126.33	BUDGET CLEARING ACCOUNT (SUSPENSE) . . . . .	05F3875	132.83
DEPOSITS, SERVICE FEES, LIBRARY OF CONGRESS (31 USC 725R) . . . . .	03 8208	3,141,966.50	TOTAL, PROPRIETARY RECEIPTS FROM THE PUBLIC . . . . .		
TOTAL, PROPRIETARY RECEIPTS FROM THE PUBLIC . . . . .			<u>6,363,656.27</u>		
INTRABUDGETARY RECEIPTS DEDUCTED BY AGENCY			INTRABUDGETARY RECEIPTS DEDUCTED BY AGENCY		
SPECIAL FUND ACCOUNTS:			GENERAL FUND ACCOUNTS:		
INTEREST ON UNINVESTED FUNDS, OLIVER WENDELL HOLMES DEVISE FUND (69 STAT. 533) . . . . .	35 5075.2	3,022.35	CHARGES FOR SERVICES TO PUBLIC ENTERPRISE FUNDS . . . . .	05 2413	385,120.00
TOTAL INTRABUDGETARY RECEIPTS DEDUCTED BY AGENCY . . . . .			TOTAL INTRABUDGETARY RECEIPTS DEDUCTED BY AGENCY . . . . .		
<u>3,022.35</u>			<u>385,120.00</u>		
UNDISTRIBUTED OFFSETTING RECEIPTS			TOTAL, GENERAL ACCOUNTING OFFICE . . . . .		
TRUST FUND ACCOUNTS:			<u>6,748,776.27</u>		
INTEREST ON REQUEST OF GERTRUDE M. HUBBARD, LIBRARY OF CONGRESS (37 STAT 319) . . . . .	03 8022.2	1,593.90	UNITED STATES TAX COURT		
INTEREST AND PROFITS ON INVESTMENTS IN PUBLIC DEBT SECURITIES, INVESTMENT ACCOUNT, LIBRARY OF CONGRESS TRUST FUND . . . . .	03 8032.2	117,146.81	BUDGET RECEIPTS		
INTEREST ON PERMANENT LOAN FUND, LIBRARY OF CONGRESS TRUST FUND . . . . .	03 8032.22	325,787.56	GENERAL FUND ACCOUNTS:		
TOTAL, UNDISTRIBUTED OFFSETTING RECEIPTS . . . . .			FEES FOR LEGAL AND JUDICIAL SERVICES, NOT OTHERWISE CLASSIFIED . . . . .		
<u>444,528.27</u>			23 0869		
TOTAL, LIBRARY OF CONGRESS . . . . .			174,171.41		
<u>13,188,869.05</u>			TRUST FUND ACCOUNTS:		
			DEDUCTIONS FROM EMPLOYEES SALARIES, TAX COURT JUDGES SURVIVORS ANNUITY FUND (26 USC 7448C) . . . . .		
			23 8115.1		
			27,795.00		
			TOTAL, BUDGET RECEIPTS . . . . .		
			<u>2,196,964.41</u>		

TABLE B - RECEIPTS BY ORGANIZATIONAL UNIT

CLASSIFICATION	RECEIPT SYMBOL	AMOUNT	CLASSIFICATION	RECEIPT SYMBOL	AMOUNT
LEGISLATIVE BRANCH--CONTINUED					
UNITED STATES TAX COURT--CONTINUED			THE JUDICIARY		
PROPRIETARY RECEIPTS FROM THE PUBLIC			BUDGET RECEIPTS		
GENERAL FUND ACCOUNTS:			GENERAL FUND ACCOUNTS:		
SERVICE CHARGES FOR ALLOTMENTS OF PAY FOR			REGISTRATION AND FILING FEES . . . . .	1 7851	\$39,171.75
SAVINGS ACCOUNTS (P.L. 90-365) . . . . .	23 2417	\$138.66	FEES FOR LEGAL AND JUDICIAL SERVICES, NOT OTHERWISE CLASSIFIED . . . . .	1 7869	3,292,189.17
RECOVERIES FOR GOVERNMENT PROPERTY LOST OR DAMAGED, NOT OTHERWISE CLASSIFIED . . . . .	23 3019	57.22	FINES, PENALTIES, AND FORFEITURES, AGRICULTURAL LAWS . . . . .	1 1711	91,492.33
TOTAL, PROPRIETARY RECEIPTS FROM THE PUBLIC . . . . .		195.66	FINES, PENALTIES, AND FORFEITURES, ECONOMIC STABILIZATION LAWS . . . . .	1 1721	18,625.64
			FINES, PENALTIES, AND FORFEITURES, IMMIGRATION AND LABOR LAWS . . . . .	1 1731	55,591.48
			FINES, PENALTIES, AND FORFEITURES, CUSTOMS, COMMERCE AND ANTI-TRUST LAWS . . . . .	1 1741	4,281,623.82
UNDISTRIBUTED OFFSETTING RECEIPTS			FINES, PENALTIES, AND FORFEITURES, MARITIME, PROHIBITION AND ALCOHOL LAWS . . . . .	1 1751	1,522,295.15
INTEREST AND PROFITS ON INVESTMENTS, TAX COURT JUDGES SURVIVORS ANNUITY FUND (26 USC 7448 (E)) . . . . .	23 8115.2	45,782.71	FORFEITURES OF UNCLAIMED MONEY AND PENALTIES, PENALTIES, AND FORFEITURES, NOT OTHERWISE CLASSIFIED . . . . .	1 1761	345,180.86
EMPLOYING AGENCY CONTRIBUTIONS, TAX COURT JUDGES SURVIVORS ANNUITY FUND (26 USC 7448C) . . . . .	23 8115.3	30,000.00	GIFTS TO THE UNITED STATES, NOT OTHERWISE CLASSIFIED . . . . .	1 1799	27,056,182.73
TOTAL, UNDISTRIBUTED OFFSETTING RECEIPTS . . . . .		75,782.71	SPECIAL FUND ACCOUNTS:	1 1299	4,679
TOTAL, UNITED STATES TAX COURT . . . . .		277,944.77	SPECIAL FUND ACCOUNTS:		
			REFEREE'S SALARY AND EXPENSE FUND (11 USC 00) . . . . .	1 5640	3,934,695.89
OTHER LEGISLATIVE BRANCH AGENCIES			TRUST FUND ACCOUNTS:		
BUDGET RECEIPTS			DEDUCTIONS FROM EMPLOYEES SALARIES, JUDICIAL SURVIVORS ANNUITIES FUND (28 USC 376) . . . . .	1 8111.1	1,572,507.13
GENERAL FUND ACCOUNTS:			TOTAL, BUDGET RECEIPTS . . . . .		7,755,898.98
CONTRIBUTIONS AND DONATIONS, OFFICE OF TECHNOLOGY ASSESSMENT (2 USC 475 A) 31 USC 725 . . . . .	09 8094	2,515.51	PROPRIETARY RECEIPTS FROM THE PUBLIC		
TOTAL, BUDGET RECEIPTS . . . . .		2,515.50	GENERAL FUND ACCOUNTS:		
			INTEREST ON PUBLIC DEPOSITS . . . . .	1 1482	77,358.22
PROPRIETARY RECEIPTS FROM THE PUBLIC			SALE OF PUBLICATIONS AND REPRODUCTIONS, NOT OTHERWISE CLASSIFIED . . . . .	1 12259	243,689.41
SERVICE CHARGES FOR ALLOTMENTS OF PAY FOR SAVINGS ACCOUNTS (P.L. 90-365) . . . . .	09 3099	178.72	SERVICE CHARGES FOR ALLOTMENTS OF PAY FOR FEES AND OTHER CHARGES FOR OTHER SERVICES . . . . .	1 2417	7,162.68
MISCELLANEOUS RECOVERIES AND REFUND, NOT OTHERWISE CLASSIFIED . . . . .	09 3099	9,045.00	PROCEEDS FROM SALE OF EQUIPMENT AND OTHER PERSONAL PROPERTY, NOT OTHERWISE CLASSIFIED . . . . .	1 2649	1,769,328.55
TOTAL, PROPRIETARY RECEIPTS FROM THE PUBLIC . . . . .		9,223.72	MISCELLANEOUS RECOVERIES AND REFUND, NOT OTHERWISE CLASSIFIED . . . . .	1 3099	17,271
TOTAL, OTHER LEGISLATIVE BRANCH AGENCIES . . . . .		11,739.22	TOTAL, PROPRIETARY RECEIPTS FROM THE PUBLIC . . . . .		1,543,365.73
TOTAL, LEGISLATIVE BRANCH . . . . .		22,488,322.31	INTRABUDGETARY RECEIPTS DEDUCTED BY AGENCY		
			TRUST FUND ACCOUNTS:		
			FEDERAL PAYMENT TO THE JUDICIAL SURVIVORS ANNUITIES FUND . . . . .	1 8110.4	31,101,000.11
			TOTAL INTRABUDGETARY RECEIPTS DEDUCTED BY AGENCY . . . . .		31,101,000.11

TABLE B - RECEIPTS BY ORGANIZATIONAL UNIT

CLASSIFICATION	RECEIPT SYMBOL	AMOUNT	CLASSIFICATION	RECEIPT SYMBOL	AMOUNT
THE JUDICIARY--CONTINUED			FUNDS APPROPRIATED TO THE PRESIDENT--CONTINUED		
UNDISTRIBUTED OFFSETTING RECEIPTS			INTERNATIONAL DEVELOPMENT ASSISTANCE--CONTINUED		
TRUST FUND ACCOUNTS:			PROPRIETARY RECEIPTS FROM THE PUBLIC		
INTEREST AND PROFITS ON INVESTMENTS, JUDICIAL SURVIVORS ANNUITIES FUND (28 USC 376) . . . . .	1 <sup>a</sup> 811 <sup>a</sup> .2	\$3,411,913.16	GENERAL FUND ACCOUNTS:		
EMPLOYING AGENCY CONTRIBUTIONS, JUDICIAL SURVIVORS ANNUITIES FUND (28 USC 376) . . . . .	1 811 <sup>a</sup> .3	1,387,312.67	INTEREST ON LOANS, FOREIGN ASSISTANCE ACT OF 1961 . . . . .	72 1466	\$216,904,112.65
TOTAL, UNDISTRIBUTED OFFSETTING RECEIPTS . . . . .		4,791,215.82	MISCELLANEOUS INTEREST COLLECTIONS, NOT OTHERWISE CLASSIFIED . . . . .	72 1499	33,481.22
TOTAL, THE JUDICIARY . . . . .		10,745,479.84	GAIN BY EXCHANGE . . . . .	72 168 <sup>a</sup>	4,528.41
			RENT OF REAL PROPERTY, NOT OTHERWISE CLASSIFIED . . . . .	72 183 <sup>a</sup>	2,124.62
			SALE OF PUBLICATIONS AND REPRODUCTIONS, NOT OTHERWISE CLASSIFIED . . . . .	72 2259	3,955.56
			SALES OF MISCELLANEOUS PRODUCTS AND BY-PRODUCTS, NOT OTHERWISE CLASSIFIED . . . . .	72 2299	984.11
			FEES AND OTHER CHARGES FOR ACCOUNTING AND AUDITING SERVICES . . . . .	72 2412	261.33
			SERVICE CHARGES FOR ALLOTMENTS OF PAY FOR SAVINGS ACCOUNTS (P.L. 90-365) . . . . .	72 2417	2,896.62
			FEES AND OTHER CHARGES FOR PROGRAM ADMINISTRATION SERVICES . . . . .	72 2419.1	148.93
			FEES AND OTHER CHARGES FOR COMMUNICATION AND TRANSPORTATION SERVICES, NOT OTHERWISE CLASSIFIED . . . . .	72 2429	32,972.33
			OTHER FEES AND CHARGES FOR MISCELLANEOUS SERVICES . . . . .	72 2499	1,144.35
			SALE OF OTHER REAL PROPERTY, NOT OTHERWISE CLASSIFIED . . . . .	72 2629	4,812.21
			PROCEEDS FROM SALE OF EQUIPMENT AND OTHER PERSONAL PROPERTY, NOT OTHERWISE CLASSIFIED . . . . .	72 2649	129,788.61
			SALE OF SCRAP AND SALVAGE MATERIALS . . . . .	72 2651	11,147.63
			DOLLAR REPAYMENTS OF LOANS, AGENCY FOR INTERNATIONAL DEVELOPMENT . . . . .	72 2941	301,799,722.25
			RECOVERIES FOR GOVERNMENT PROPERTY LOST OR DAMAGED, NOT OTHERWISE CLASSIFIED . . . . .	72 3019	951.72
			RECOVERIES, MILITARY ASSISTANCE TO FOREIGN NATIONS . . . . .	11 3047.1	28,816.77
			MISCELLANEOUS RECOVERIES ON FOREIGN AID PROGRAMS . . . . .	72 3049	5,573.84
			MISCELLANEOUS RECOVERIES AND REFUNDS, NOT OTHERWISE CLASSIFIED . . . . .	72 3099	12,833.75
			TRUST FUND ACCOUNTS:		
			UNITED STATES DOLLARS ADVANCED FROM FOREIGN GOVERNMENTS FOR TECHNICAL ASSISTANCE (22 USC 2761, 2762) . . . . .	72 8502	14,286,886.42
			BUDGET CLEARING ACCOUNTS:		
			PROCEEDS OF SALES, PERSONAL PROPERTY (SUSPENSE) . . . . .	72F3845	317,782.65
			BUDGET CLEARING ACCOUNT (SUSPENSE) . . . . .	71F3875	-196.02
			BUDGET CLEARING ACCOUNT (SUSPENSE) . . . . .	72F3875	-1,249.28
			TOTAL, PROPRIETARY RECEIPTS FROM THE PUBLIC . . . . .		533,861,138.57
			TOTAL, INTERNATIONAL DEVELOPMENT ASSISTANCE . . . . .		533,860,391.48
INTERNATIONAL SECURITY ASSISTANCE			BUDGET RECEIPTS		
PROPRIETARY RECEIPTS FROM THE PUBLIC			GENERAL FUND ACCOUNTS:		
INTEREST ON FOREIGN MILITARY CREDIT SALES . . . . .	11 1468	73,717,274.43	FORFEITURES OF UNCLAIMED MONEY AND PROPERTY . . . . .	72 1161	7.34
OTHER FEES AND CHARGES FOR MISCELLANEOUS SERVICES . . . . .	11 2499	4,411,251.13	FINES, PENALTIES, AND FORFEITURES, NOT OTHERWISE CLASSIFIED . . . . .	72 1099	-754.43
REPAYMENT OF LOANS, FOREIGN MILITARY CREDIT SALES . . . . .	11 2968	190,237,691.19	TOTAL, BUDGET RECEIPTS . . . . .		-747.09
RECOVERIES, MILITARY ASSISTANCE TO FOREIGN NATIONS . . . . .	17 3047.1	7,256,868.59			
RECOVERIES, MILITARY ASSISTANCE TO FOREIGN NATIONS . . . . .	21 3047.1	11,719,859.71			
RECOVERIES, MILITARY ASSISTANCE TO FOREIGN NATIONS . . . . .	57 3047.1	21,941,318.19			
RECOVERIES MADE UNDER SEC. 514 OF THE FOREIGN ASSISTANCE ACT OF 1961, AS AMENDED . . . . .	17 3047.2	115,915.15			
TRUST FUND ACCOUNTS:					
DEPOSITS, ADVANCES, FOREIGN MILITARY SALES (22 USC 2761, 2762) . . . . .	97 8242	8,445,171,544.69			
TOTAL, PROPRIETARY RECEIPTS FROM THE PUBLIC . . . . .		8,753,541,712.95			
TOTAL, INTERNATIONAL SECURITY ASSISTANCE . . . . .		8,753,541,712.95			



TABLE B - RECEIPTS BY ORGANIZATIONAL UNIT

FUNDING UNIT			DEPARTMENT OF AGRICULTURE-CONTINUED		
CLASSIFICATION	RECEIPT SYMBOL	AMOUNT	CLASSIFICATION	RECEIPT SYMBOL	AMOUNT
FUNDS APPROPRIATED TO THE PRESIDENT-CONTINUED			DEPARTMENT OF AGRICULTURE-CONTINUED		
OTHER EXECUTIVE OFFICES			PROPRIETARY RECEIPTS FROM THE PUBLIC-CONTINUED		
PROPRIETARY RECEIPTS FROM THE PUBLIC			GENERAL FUND ACCOUNTS-CONTINUED		
SPECIAL FUND ACCOUNTS:			RENT OF LAND, NOT OTHERWISE CLASSIFIED . . . . .	12 1812	\$1,314,183.44
NAVAL PETROLEUM RESERVE,			RENT OF REAL PROPERTY, NOT OTHERWISE CLASSIFIED . . . . .	12 1830	51,076.21
SPECIAL ACCOUNT, EXECUTIVE . . . . . 11 50r1			RENT OF EQUIPMENT AND OTHER PERSONAL PROPERTY . . . . .	12 1840	2,416.45
		\$192,812,693.15	ROYALTIES ON NATURAL RESOURCES, NOT OTHERWISE CLASSIFIED . . . . .	12 2039	28,568.07
TOTAL, PROPRIETARY RECEIPTS FROM THE PUBLIC . . . . .		192,812,693.15	SALE OF AGRICULTURAL PRODUCTS, LIVESTOCK AND LIVESTOCK PRODUCTS . . . . .	12 2210	1,769,378.62
TOTAL, OTHER EXECUTIVE OFFICES . . . . .		192,812,693.15	NATIONAL FORESTS FUND . . . . .	12 2221	354,939,347.00
TOTAL, FUNDS APPROPRIATED TO THE PRESIDENT . . . . .		9,480,214,797.58	SALE OF POWER AND OTHER UTILITIES, NOT OTHERWISE CLASSIFIED . . . . .	12 2249	338.66
DEPARTMENT OF AGRICULTURE			SALE OF PUBLICATIONS AND REPRODUCTIONS, FREEDOM OF INFORMATION ACT . . . . .	12 2252	8,318.95
BUDGET RECEIPTS			SALE OF PUBLICATIONS AND REPRODUCTIONS, NOT OTHERWISE CLASSIFIED . . . . .	12 2259	18,673.47
GENERAL FUND ACCOUNTS:			SALES OF MISCELLANEOUS PRODUCTS AND BY-PRODUCTS, NOT OTHERWISE CLASSIFIED . . . . .	12 2299	193,017.89
FEES FOR LEGAL AND JUDICIAL SERVICES, NOT OTHERWISE CLASSIFIED . . . . . 12 7869			FEES AND OTHER CHARGES FOR ACCOUNTING AND AUDITING SERVICES . . . . .	12 2412	6,723.08
MISCELLANEOUS FEES FOR REGULATORY AND JUDICIAL SERVICES, NOT OTHERWISE CLASSIFIED . . . . . 12 7891			SERVICE CHARGES FOR ALLOTMENTS OF PAY FOR SAVINGS ACCOUNTS (P.L. 90-365) . . . . .	12 2417	63,979.68
FINES, PENALTIES, AND FORFEITURES, AGRICULTURAL LAWS . . . . . 12 1010			FEES AND OTHER CHARGES FOR PROGRAM ADMINISTRATION SERVICES . . . . .	12 2419.1	23,984.65
FORFEITURES OF UNCLAIMED MONEY AND PROPERTY . . . . . 12 1060			FEES AND OTHER CHARGES FOR OTHER SERVICES . . . . .	12 2419.2	25,652.62
FINES, PENALTIES, AND FORFEITURES, NOT OTHERWISE CLASSIFIED . . . . . 12 1099			FEES AND OTHER CHARGES FOR SERVICES, FREEDOM OF INFORMATION ACT . . . . .	12 2419.3	37,841.18
CONTRIBUTIONS TO 'CONSCIENCE FUND' . . . . . 12 1210			COMMISSIONS ON TELEPHONE PAY STATIONS . . . . .	12 2423	1,756.65
GIFTS TO THE UNITED STATES, NOT OTHERWISE CLASSIFIED . . . . . 12 1299			CHARGES FOR SUBSISTENCE, LAUNDRY AND HEALTH SERVICES . . . . .	12 2430	760.95
SPECIAL FUND ACCOUNTS:			CHARGES FOR TESTING, INSPECTION AND GRADING SERVICES, NOT OTHERWISE CLASSIFIED . . . . .	12 2449	584,367.49
DEPOSITS, PERISHABLE AGRICULTURAL COMMODITIES ACT FUND (7 USC 499C (B)) . . . . . 12 5079			BUSINESS CONCESSIONS . . . . .	12 2465	6.00
		1,736,035.11	FEES AND OTHER CHARGES FOR SPECIAL BENEFITS, NOT OTHERWISE CLASSIFIED . . . . .	12 2469	116,014.06
TOTAL, BUDGET RECEIPTS . . . . .		3,116,580.54	OTHER FEES AND CHARGES FOR MISCELLANEOUS SERVICES . . . . .	12 2499	42,988.19
PROPRIETARY RECEIPTS FROM THE PUBLIC			SALE OF PUBLIC DOMAIN, NOT OTHERWISE CLASSIFIED . . . . .	12 2619	111,000.00
GENERAL FUND ACCOUNTS:			SALE OF OTHER REAL PROPERTY, NOT OTHERWISE CLASSIFIED . . . . .	12 2629	723,732.77
INTEREST ON LOANS TO STATES, MUNICIPALITIES, AND OTHER PUBLIC BODIES, NOT OTHERWISE CLASSIFIED . . . . . 12 1449			NET PROCEEDS FROM SURPLUS AND EXCESS PROPERTY IN FOREIGN AREAS . . . . .	12 2633	1,153.42
MISCELLANEOUS INTEREST COLLECTIONS, NOT OTHERWISE CLASSIFIED . . . . . 12 1499			NET PROCEEDS FROM SURPLUS PROPERTY IN UNITED STATES (31 USC 725C) . . . . .	12 2637	484.51
GAIN BY EXCHANGE . . . . . 12 1680			PROCEEDS FROM SALE OF EQUIPMENT AND OTHER PERSONAL PROPERTY, NOT OTHERWISE CLASSIFIED . . . . .	12 2649	167,778.83
MISCELLANEOUS DIVIDENDS AND EARNINGS, NOT OTHERWISE CLASSIFIED . . . . . 12 1699			SALE OF SCRAP AND SALVAGE MATERIALS . . . . .	12 2651	86,668.35
RENT AND BONUSES FROM LAND LEASES FOR RESURFACE EXPLORATION AND EXTRACTION . . . . . 12 1811			MISCELLANEOUS REPAYMENTS ON LOANS AND INVESTMENTS . . . . .	12 2899	5,833.45
		2,375,587.18	REPAYMENTS OF LOANS, WATERSHED WORKS OF IMPROVEMENT, SOIL CONSERVATION SERVICE, AGRICULTURE . . . . .	12 2907	12,995.17
			REPAYMENTS OF LOANS, MISCELLANEOUS EXPIRED ACCOUNTS, AGRICULTURE . . . . .	12 2989	51,279.76
			RECOVERIES FOR GOVERNMENT PROPERTY LOST OR DAMAGED, NOT OTHERWISE CLASSIFIED . . . . .	12 3019	619,349.91
			MISCELLANEOUS RECOVERIES OF EXCESS PROFITS AND COSTS . . . . .	12 3132	383,455.72

TABLE B - RECEIPTS BY ORGANIZATIONAL UNIT

CLASSIFICATION	RECEIPT SYMBOL	AMOUNT	CLASSIFICATION	RECEIPT SYMBOL	AMOUNT
DEPARTMENT OF AGRICULTURE-CONTINUED					
PROPRIETARY RECEIPTS FROM THE PUBLIC-CONTINUED					
GENERAL FUND ACCOUNTS-CONTINUED			SPECIAL FUND ACCOUNTS-CONTINUED		
REFUNDS OF ERRONEOUS PAYMENTS	12 3060	\$3,315.28	NATIONAL FORESTS FUND, PAYMENT TO MINNESOTA (COOK, LAKE, AND SAINT LOUIS COUNTIES)	12 5213	\$259,038.49
MISCELLANEOUS RECOVERIES AND REFUNDS, NOT OTHERWISE CLASSIFIED	12 3099	2,754,641.30	ROYALTIES FROM CHARACTER MERCHANDISING, FOREST SERVICE	12 5214	215,171.33
SPECIAL FUND ACCOUNTS:					
LAND AND WATER CONSERVATION FUND, SURPLUS			FORFEITURES AND RECOVERIES, FOREST SERVICE LANDS (16 USC 579C)	12 5215	28,521.42
PROPERTY SALES (16 USC 466L-5)	12 5005.2	51,237.83	DEPOSITS, LAND EXCHANGES, FOREST SERVICE (16 USC 484A)	12 5216	212,200.00
FEES FOR SPECIAL SERVICES, NATIONAL FORESTS FUND (16 USC 471)	12 5008.1	-4,601.33	FEES FOR SPECIAL BENEFITS, RECEIPTS FROM NATIONAL GRASSLANDS (7 USC 1612)	12 5896.1	-154,220.46
RENT OF LAND, NATIONAL FORESTS FUND (16 USC 471)	12 5008.2	-5,589,594.18	RENT OF LAND, RECEIPTS FROM NATIONAL GRASSLANDS (7 USC 1612)	12 5896.2	2,782,245.35
SALE OF TIMBER AND OTHER PRODUCTS, NATIONAL FORESTS FUND (16 USC 471)	12 5008.3	-158,583,828.77	SALE OF TIMBER AND OTHER PRODUCTS, RECEIPTS FROM NATIONAL GRASSLANDS (7 USC 1612)	12 5896.3	-1,982,336
ANNUAL ADMISSION RECREATION PERMIT, GULFEN EAGLE PASSPORT, FOREST SERVICE, AGRICULTURE (16 USC 466L-6A)	12 5009.1	5,408.00	TRUST FUND ACCOUNTS:		
SPECIAL RECREATION USE FEES, FOREST SERVICE, AGRICULTURE (16 USC 466L-6A)	12 5009.11	3,582,094.61	DEPOSITS OF FEES, INSPECTION AND GRADING OF FARM PRODUCTS, AGRICULTURAL MARKETING SERVICE (7 USC 94, 1622H, 1624)	12 8115	1,536,061.81
FEES FOR SPECIAL SERVICES, NATIONAL FORESTS FUND, PAYMENTS TO STATES (16 USC 500)	12 5201.1	1/ 4,458,481.75	FOREST SERVICE COOPERATIVE FUND (16 USC 498, 572A, 572(C), 576b, 581)	12 8728	87,829,743.62
RENT OF LAND, NATIONAL FORESTS FUND, PAYMENTS TO STATES (16 USC 500)	12 5201.2	1/ 8,746,587.77	DEPOSITS OF FEES, INSPECTION AND GRADING OF FARM PRODUCTS, ANIMAL AND PLANT HEALTH INSPECTION SERVICE	12 8044	-6,783.74
SALE OF TIMBER AND OTHER PRODUCTS, NATIONAL FORESTS FUND, PAYMENTS TO STATES (16 USC 500)	12 5201.3	1/ 7,247,139.14	DEPOSITS, FEED AND ATTENDANTS FOR ANIMALS IN QUARANTINE, ANIMAL AND PLANT HEALTH INSPECTION SERVICE (67 STAT. 633)	12 811.16	465,529.75
SERVICE FOR SPECIAL SERVICES, NATIONAL FORESTS FUND, ROADS AND TRAILS FOR STATES (16 USC 501, 31 USC 668)	12 5203.1	1/ 1,381,327.59	DEPOSITS OF FEES, INSPECTION AND GRADING OF FARM PRODUCTS, FOOD SAFETY AND QUALITY SERVICE	12 8137	47,952,788.47
RENT OF LAND, NATIONAL FORESTS FUND, ROADS AND TRAILS FOR STATES (16 USC 501, 31 USC 668)	12 5203.2	1/ 2,458,689.79	DEPOSITS OF MISCELLANEOUS CONTRIBUTED FUNDS, FARMER COOPERATIVE SERVICE	12 8204	76,110.11
SALE OF TIMBER AND OTHER PRODUCTS, NATIONAL FORESTS FUND, ROADS AND TRAILS FOR STATES (16 USC 501, 31 USC 668)	12 5203.3	1/ 62,171,935.38	DEPOSITS OF MISCELLANEOUS CONTRIBUTED FUNDS, SOIL CONSERVATION SERVICE	12 8210	951,116.31
TIMBER SALVAGE SALES, FOREST SERVICE	12 5204.4	8,996,969.44	AGRICULTURAL RESEARCH SERVICE	12 8214	1,650,115.17
DEPOSITS, BRUSH DISPOSAL (16 USC 499)	12 5206	39,652,055.51	DEPOSITS OF MISCELLANEOUS CONTRIBUTED FUNDS, STATISTICAL REPORTING SERVICE	12 8218	11,713.66
RECEIPTS, KANGEL AND IMPROVEMENTS	12 5207	5,353,558.94	DEPOSITS OF MISCELLANEOUS CONTRIBUTED FUNDS, ANIMAL AND PLANT HEALTH INSPECTION SERVICE	12 8226	576,461.45
FEES FOR SPECIAL SERVICES, RECEIPTS FOR ACQUISITION OF NATIONAL FORESTS LANDS UNDER SPECIAL ACTS (58 STAT. 227)	12 5208.1	3,452.69	DEPOSITS OF MISCELLANEOUS CONTRIBUTED FUNDS, ECONOMIC RESEARCH SERVICE	12 8227	1,361,007
RENT OF LAND, RECEIPTS FOR ACQUISITION OF NATIONAL FORESTS LANDS UNDER SPECIAL ACTS (59 STAT. 227)	12 5208.2	-67,193.31	INTERNATIONAL DEVELOPMENT STAFF	12 8232	232,631.85
SALE OF TIMBER AND OTHER PRODUCTS, RECEIPTS FOR ACQUISITION OF NATIONAL FORESTS LANDS UNDER SPECIAL ACTS (58 STAT. 227)	12 5208.3	155,401.69	BUDGET CLEARING ACCOUNTS:		
FEES FOR SPECIAL SERVICES, DEPOSITS FOR PAYMENTS TO SCHOOL FUNDS, ARIZONA AND NEW MEXICO (36 STAT. 562, 573)	12 5211.1	1/ 4,589.37	BUDGET CLEARING ACCOUNT (SUSPENSE)	12F3875	-7,336,578.27
RENT OF LAND, DEPOSITS FOR PAYMENTS TO SCHOOL FUNDS, ARIZONA AND NEW MEXICO (36 STAT. 562, 573)	12 5211.2	1/ 8,168.84	TOTAL, PROPRIETARY RECEIPTS FROM THE PUBLIC		
SALE OF TIMBER AND OTHER PRODUCTS, DEPOSITS FOR PAYMENTS TO SCHOOL FUNDS, ARIZONA AND NEW MEXICO (36 STAT. 562, 573)	12 5211.3	1/ 206,562.29			687,158,448.14

TABLE B - RECEIPTS BY ORGANIZATIONAL UNIT

CLASSIFICATION	RECEIPT SYMBOL	AMOUNT	CLASSIFICATION	RECEIPT SYMBOL	AMOUNT
DEPARTMENT OF AGRICULTURE-CONTINUED			DEPARTMENT OF COMMERCE-CONTINUED		
INTRABUDGETARY RECEIPTS DEDUCTED BY AGENCY			PROPRIETARY RECEIPTS FROM THE PUBLIC-CONTINUED		
GENERAL FUND ACCOUNTS:			GENERAL FUND ACCOUNTS-CONTINUED		
TIMBER PURCHASER ROAD CONSTRUCTION CREDITS, NATIONAL FOREST FUND . . . . .	12 2222	\$4,393,556.17	SALES OF MISCELLANEOUS PRODUCTS AND BY-PRODUCTS, NOT OTHERWISE CLASSIFIED . . . . .	13 2299	\$141.83
SPECIAL FUND ACCOUNTS:			FEES AND OTHER CHARGES FOR ACCOUNTING AND AUDITING SERVICES . . . . .	13 2412	1,273.16
TIMBER PURCHASER ROAD CONSTRUCTION CREDITS, FOREST SERVICE . . . . .	12 521.4	31,809,859.30	SERVICE CHARGES FOR ALLOTMENTS OF PAY FOR SAVINGS ACCOUNTS (P.L. 97-365) . . . . .	13 2417	32,987.45
TOTAL INTRABUDGETARY RECEIPTS DEDUCTED BY AGENCY . . . . .		35,203,415.47	FEES AND OTHER CHARGES FOR OTHER SERVICES, FEES AND OTHER CHARGES FOR SERVICES, FREEDOM OF INFORMATION ACT . . . . .	13 2419.3	9,868.12
TOTAL, DEPARTMENT OF AGRICULTURE . . . . .		725,508,444.15	COMMISSIONS ON TELEPHONE PAY STATIONS . . . . .	13 2423	3,598.99
			CHARGES FOR TESTING, INSPECTION AND GRADING SERVICES, NOT OTHERWISE CLASSIFIED . . . . .	13 2449	4,981.12
DEPARTMENT OF COMMERCE			BUSINESS CONCESSIONS . . . . .	13 2465	402.00
BUDGET RECEIPTS			FEES AND OTHER CHARGES FOR SPECIAL BENEFITS, NOT OTHERWISE CLASSIFIED . . . . .	13 2469	32.59
GENERAL FUND ACCOUNTS:			OTHER FEES AND CHARGES FOR MISCELLANEOUS SERVICES . . . . .	13 2499	1,161,699.45
PATENT TRADEMARK AND COPYRIGHT FEES . . . . .	13 0847	27,727,957.73	PROCEEDS FROM SURPLUS VESSELS . . . . .	13 2635	3,604,249.93
FEES FOR LEGAL AND JUDICIAL SERVICES, NOT OTHERWISE CLASSIFIED . . . . .	13 0869	21.00	PROCEEDS FROM SALE OF EQUIPMENT AND OTHER PERSONAL PROPERTY, NOT OTHERWISE CLASSIFIED . . . . .	13 2649	8,828.48
MISCELLANEOUS FEES FOR REGULATORY AND JUDICIAL SERVICES, NOT OTHERWISE CLASSIFIED . . . . .	13 0891	9,031,945.90	SALE OF SCRAP AND SALVAGE MATERIALS . . . . .	13 2651	47,634.24
FINES, PENALTIES, AND FORFEITURES, CUSTOMS, COMMERCE AND ANTITRUST LAWS . . . . .	13 1040	36,000.00	REPAYMENTS OF LOANS, TRADE ADJUSTMENT ASSISTANCE, COMMERCE . . . . .	13 2910	479,287.52
FORFEITURES OF UNCLAIMED MONEY AND PROPERTY . . . . .	13 1060	39,616.12	REPAYMENTS OF LOANS, COMMERCE . . . . .	13 2911	5,135,541.54
FINES, PENALTIES, AND FORFEITURES, NOT OTHERWISE CLASSIFIED . . . . .	13 1099	17,807.41	RECOVERIES FOR GOVERNMENT PROPERTY LOST OR DAMAGED, NOT OTHERWISE CLASSIFIED . . . . .	13 3019	747.47
CONTRIBUTIONS TO 'CONSCIENCE FUND' . . . . .	13 1210	7.14	MISCELLANEOUS RECOVERIES OF EXCESS PROFITS AND COSTS . . . . .	13 3032	9,000.00
TRUST FUND ACCOUNTS:			REFUNDS OF ERRONEOUS PAYMENTS . . . . .	13 3060	738.63
GIFTS AND BEQUESTS, COMMERCE (15 USC 1522) . . . . .	13 8501.1	123,917.16	RECOVERIES FOR BREACH OF CONTRACT . . . . .	13 3080	165,248.24
TOTAL, BUDGET RECEIPTS . . . . .		37,167,271.76	MISCELLANEOUS RECOVERIES AND REFUNDS, NOT OTHERWISE CLASSIFIED . . . . .	13 3099	57,983,308.62
PROPRIETARY RECEIPTS FROM THE PUBLIC			SPECIAL FUND ACCOUNTS:		
GENERAL FUND ACCOUNTS:			PRIIBILOF ISLANDS FUND (16 USC 1187) . . . . .	13 5117	816,872.58
INTEREST ON OTHER LOANS TO INDIVIDUALS AND PRIVATE ORGANIZATIONS . . . . .	13 1453	845,817.62	TRUST FUND ACCOUNTS:		
MISCELLANEOUS INTEREST COLLECTIONS, NOT OTHERWISE CLASSIFIED . . . . .	13 1499	8,243,003.16	FEES, INSPECTION AND GRADING OF FISHERY PRODUCTS, NATIONAL OCEANIC AND ATMOSPHERIC ADMINISTRATION (7 USC 1624) . . . . .	13 8219	1,942,351.71
MISCELLANEOUS DIVIDENDS AND EARNINGS, NOT OTHERWISE CLASSIFIED . . . . .	13 1699	272.17	FEES FOR ADMINISTRATIVE SERVICES, REGIONAL ACTION PLANNING COMMISSIONS (47 USC 3185 (B)) . . . . .	13 8509.3	1,606,031.95
RENT OF LAND, NOT OTHERWISE CLASSIFIED . . . . .	13 1812	1,200.00	SPECIAL STUDIES, SERVICES AND PROJECTS, DOMESTIC AND INTERNATIONAL BUSINESS (15 USC 1526) . . . . .	13 8514	919,582.69
RENT OF REAL PROPERTY, NOT OTHERWISE CLASSIFIED . . . . .	13 1830	462.82	SPECIAL STUDIES, SERVICES AND PROJECTS, OFFICE OF THE SECRETARY (15 USC 1526) . . . . .	13 8542	26,229.97
RENT OF EQUIPMENT AND OTHER PERSONAL PROPERTY . . . . .	13 1840	272,486.64	SPECIAL STUDIES, SERVICES AND PROJECTS, BUREAU OF ECONOMIC ANALYSIS . . . . .	13 8543	153,861.19
ROYALTIES ON PATENTS, TRADEMARKS, AND COPYRIGHTS . . . . .	13 2040	41,121.50	FEES FOR ADMINISTRATIVE SERVICES, PUBLIC, BUREAU OF THE CENSUS . . . . .	13 8544.1	5,376,377.22
SALE OF POWER AND OTHER UTILITIES, NOT OTHERWISE CLASSIFIED . . . . .	13 2249	150.00	SPECIAL STUDIES, SERVICES AND PROJECTS, NATIONAL OCEANIC AND ATMOSPHERIC ADMINISTRATION (15 USC 1526) . . . . .	13 8545	8,896,369.36
SALE OF PUBLICATIONS AND REPRODUCTIONS, NOT OTHERWISE CLASSIFIED . . . . .	13 2259	864,574.63	FEES FOR ADMINISTRATIVE SERVICES, PUBLIC, NATIONAL TECHNICAL INFORMATION SERVICE . . . . .	13 8546.1	15,472,247.28

TABLE B - RECEIPTS BY ORGANIZATIONAL UNIT

CLASSIFICATION	RECEIPT SYMBOL	AMOUNT	CLASSIFICATION	RECEIPT SYMBOL	AMOUNT
DEPARTMENT OF COMMERCE-CONTINUED			DEPARTMENT OF DEFENSE-CONTINUED		
PROPRIETARY RECEIPTS FROM THE PUBLIC-CONTINUED			MILITARY FUNCTIONS-CONTINUED		
TRUST FUND ACCOUNTS-CONTINUED			DEPARTMENT OF THE ARMY-CONTINUED		
SPECIAL STUDIES, SERVICES AND PROJECTS, MARITIME ADMINISTRATION (15 USC 1526)	13 8547	\$513,293.48	BUDGET RECEIPTS-CONTINUED		
CONTRIBUTIONS, EDUCATIONAL AND CULTURAL EXCHANGE, COMMERCE	13 8580	4,575,013.21	GENERAL FUND ACCOUNTS-CONTINUED		
BUDGET CLEARING ACCOUNTS:			FINES, PENALTIES, AND FORFEITURES,		
PROCEEDS OF SALES, PERSONAL PROPERTY, SOCIAL AND ECONOMICS STATISTICS ADMINISTRATION (SUSPENSE)	13F3845.4	-1,817.33	IMMIGRATION AND LABOR LAWS	21 1631	\$1,215.26
BUDGET CLEARING ACCOUNT (SUSPENSE)	13F3875	-323,583.92	FORFEITURES OF UNCLAIMED MONEY AND PROPERTY	21 1767	449,914.92
TOTAL, PROPRIETARY RECEIPTS FROM THE PUBLIC		118,791,144.76	FINES, PENALTIES, AND FORFEITURES, NOT OTHERWISE CLASSIFIED	21 1799	629,165.29
INTRABUDGETARY RECEIPTS DEDUCTED BY AGENCY			RECOVERIES UNDER MILITARY OCCUPATION		
TRUST FUND ACCOUNTS:			CONTRIBUTIONS TO "CONSCIENCE FUND"		
GENERAL FUND CONTRIBUTIONS, REGIONAL ACTION PLANNING COMMISSIONS (42 USC 3185 (B))	13 8519.1	42,393,163.37	GIFTS TO THE UNITED STATES, NOT OTHERWISE CLASSIFIED	21 1299	52,277.34
FEES FOR ADMINISTRATIVE SERVICES, TRUST FUNDS, BUREAU OF THE CENSUS	13 8544.2	985,217.76	TRUST FUND ACCOUNTS:		
FEES FOR ADMINISTRATIVE SERVICES, FEDERAL FUNDS, NATIONAL TECHNICAL INFORMATION SERVICE	13 8546.3	2,800,369.02	DEPOSITS, DEPARTMENT OF THE ARMY GENERAL GIFT FUND (15 USC 2611)		
TOTAL INTRABUDGETARY RECEIPTS DEDUCTED BY AGENCY		46,178,751.15		21 8927.1	5,359.80
UNDISTRIBUTED OFFSETTING RECEIPTS			BUDGET CLEARING ACCOUNTS:		
TRUST FUND ACCOUNTS:			FEDERAL TAX WITHHELD FROM PAYMENTS TO NONRESIDENT ALIENS (SUSPENSE)		
INTEREST ON INVESTMENTS, GIFTS AND BEQUESTS, COMMERCE (15 USC 1524)	13 8501.2	4,230.06		21F01.9	-22,641.14
TOTAL, UNDISTRIBUTED OFFSETTING RECEIPTS		4,230.06	TOTAL, BUDGET RECEIPTS		
TOTAL, DEPARTMENT OF COMMERCE		2,214,356.73	4,274,961.71		
DEPARTMENT OF DEFENSE			PROPRIETARY RECEIPTS FROM THE PUBLIC		
MILITARY FUNCTIONS			GENERAL FUND ACCOUNTS:		
DEPARTMENT OF THE ARMY			INTEREST ON LOANS TO STATES, MUNICIPALITIES, AND OTHER PUBLIC BODIES, NOT OTHERWISE CLASSIFIED		
BUDGET RECEIPTS			INTEREST ON OTHER LOANS TO INDIVIDUALS AND PRIVATE ORGANIZATIONS		
GENERAL FUND ACCOUNTS:			INTEREST ON DEFERRED FOREIGN COLLECTIONS OR PAYMENTS		
MISCELLANEOUS FEES FOR REGULATORY AND JUDICIAL SERVICES, NOT OTHERWISE CLASSIFIED	21 2891	98,457.69	INTEREST ON PUBLIC DEPOSITS		
FINES, PENALTIES, AND FORFEITURES, ECONOMIC STABILIZATION LAWS	21 1923	286.00	MISCELLANEOUS INTEREST COLLECTIONS, NOT OTHERWISE CLASSIFIED		
			RENT AND BONUSES FROM LAND LEASES FOR RESOURCE EXPLORATION AND EXTRACTION		
			RENT OF LAND, NOT OTHERWISE CLASSIFIED		
			RENT OF REAL PROPERTY, NOT OTHERWISE CLASSIFIED		
			RENT OF EQUIPMENT AND OTHER PERSONAL PROPERTY		
			ROYALTIES ON NATURAL RESOURCES, NOT OTHERWISE CLASSIFIED		
			ROYALTIES ON PATENTS, TRADEMARKS, AND COPYRIGHTS		
			SALE OF AGRICULTURAL PRODUCTS, LIVESTOCK AND LIVESTOCK PRODUCTS		
			SALE OF TIMBER, WILDLIFE AND OTHER NATURAL LAND PRODUCTS, NOT OTHERWISE CLASSIFIED		
			SALE OF NATIONAL ATLAS OF THE UNITED STATES, GEOLOGICAL SURVEY		
			SALE OF PUBLICATIONS AND REPRODUCTIONS, FREEDOM OF INFORMATION ACT		
			SALE OF PUBLICATIONS AND REPRODUCTIONS, NOT OTHERWISE CLASSIFIED		

TABLE B - RECEIPTS BY ORGANIZATIONAL UNIT

CLASSIFICATION	RECEIPT SYMBOL	AMOUNT	CLASSIFICATION	RECEIPT SYMBOL	AMOUNT
DEPARTMENT OF DEFENSE-CONTINUED			DEPARTMENT OF DEFENSE-CONTINUED		
MILITARY FUNCTIONS-CONTINUED			MILITARY FUNCTIONS-CONTINUED		
DEPARTMENT OF THE ARMY-CONTINUED			DEPARTMENT OF THE ARMY-CONTINUED		
PROPRIETARY RECEIPTS FROM THE PUBLIC-CONTINUED			PROPRIETARY RECEIPTS FROM THE PUBLIC-CONTINUED		
GENERAL FUND ACCOUNTS-CONTINUED			SPECIAL FUND ACCOUNTS:		
SALES OF MISCELLANEOUS PRODUCTS AND BY-PRODUCTS, NOT OTHERWISE CLASSIFIED	21 2299	842,172.66	ARMY RESERVE TRAINING CENTER	21 5056	\$662,633.00
FEES AND OTHER CHARGES FOR ACCOUNTING AND AUDITING SERVICES	21 2412	247,169.82	BUDGET CLEARING ACCOUNTS:		
SERVICE CHARGES FOR ALLOTMENTS OF PAY FOR SAVINGS ACCOUNTS (PL 60-365)	21 2417	237,823.59	PROCEEDS OF SALES, PERSONAL PROPERTY (SUSPENSE)	21F3845	124,651.85
FEES AND OTHER CHARGES FOR PROGRAM ADMINISTRATION SERVICES	21 2419.1	15,344.6	BUDGET CLEARING ACCOUNT (SUSPENSE)	21F3875	-39,333,917.17
FEES AND OTHER CHARGES FOR OTHER SERVICES	21 2419.2	64,954.56	TOTAL, PROPRIETARY RECEIPTS FROM THE PUBLIC		161,845,730.99
FEES AND OTHER CHARGES FOR SERVICES, FREEDOM OF INFORMATION ACT	21 2419.3	91,639.75	UNDISTRIBUTED OFFSETTING RECEIPTS		
COMMISSIONS ON TELEPHONE PAY STATIONS	21 2423	328,978.74	GENERAL FUND ACCOUNTS:		
LANDING FEES, AIRPORTS	21 2426	43,452.58	RENT AND BONUSES ON OUTER CONTINENTAL SHELF LANDS	21 1821	26.00
FEES AND OTHER CHARGES FOR COMMUNICATION AND TRANSPORTATION SERVICES, NOT OTHERWISE CLASSIFIED	21 2429	489,248.43	TRUST FUND ACCOUNTS:		
CHARGES FOR ASSISTANCE, LAUNDRY AND HEALTH SERVICES	21 2437	1,164,143.60	INTEREST ON INVESTMENTS, REQUEST OF MAJOR GENERAL FRED C. AINSWORTH TO HALT RECEIPT	21 8163.2	345.00
DEPOSITS FOR SURVIVOR ANNUITY BENEFITS	21 2462	2,112,411.00	GENERAL FUND ACCOUNTS, DEPARTMENT OF THE ARMY	21 8977.2	8,515.46
BUSINESS CONCESSIONS	21 2465	6,199.17	TOTAL, UNDISTRIBUTED OFFSETTING RECEIPTS		8,886.46
FEES AND OTHER CHARGES FOR SPECIAL BENEFITS, NOT OTHERWISE CLASSIFIED	21 2469	1,551.99	TOTAL, DEPARTMENT OF THE ARMY		166,129,578.66
RECOVERIES, INTERGOVERNMENTAL DEFENSE AGREEMENTS	21 2481	479.55	DEPARTMENT OF THE NAVY		
OTHER FEES AND CHARGES FOR MISCELLANEOUS SERVICES	21 2499	4,718,773.87	BUDGET RECEIPTS		
SALE OF LANDS, ETC., ACCOUNT OF MILITARY POST CONSTRUCTION FUND (31 USC 725C)	21 2621	6,867.07	GENERAL FUND ACCOUNTS:		
SALE OF OTHER REAL PROPERTY, NOT OTHERWISE CLASSIFIED	21 2629	1,155,521.76	MISCELLANEOUS TAXES, NOT OTHERWISE CLASSIFIED	17 0199	8,275.00
NET PROCEEDS FROM SURPLUS AND EXCESS PROPERTY IN FOREIGN AREAS	21 2633	5,429.08	FEES FOR LEGAL AND JUDICIAL SERVICES, NOT OTHERWISE CLASSIFIED	17 0869	372.82
NET PROCEEDS FROM SURPLUS PROPERTY IN UNITED STATES (31 USC 725C)	21 2637	2,267.60	FINES, PENALTIES, AND FORFEITURES, IMMIGRATION AND LABOR LAWS	17 1030	7,650.00
PROCEEDS FROM SALE OF EQUIPMENT AND OTHER PERSONAL PROPERTY, NOT OTHERWISE CLASSIFIED	21 2649	4,271,564.28	FINES, PENALTIES, AND FORFEITURES, NOT OTHERWISE CLASSIFIED	17 1061	10,511.76
SALE OF SCRAP AND SALVAGE MATERIALS	21 2651	6,806,761.77	CONTRIBUTIONS TO "CONSCIENCE FUND" GIFTS TO THE UNITED STATES, NOT OTHERWISE CLASSIFIED	17 1211	44,648.72
RECOVERIES FOR GOVERNMENT PROPERTY LOST OR DAMAGED, NOT OTHERWISE CLASSIFIED	21 3019	4,158,652.54	TOTAL, DEPARTMENT OF THE NAVY	17 1299	151.32
RECOVERIES UNDER RENEGOTIATION PROGRAM MISCELLANEOUS RECOVERIES OF EXCESS PROFITS AND COSTS	21 3032	193,934.79	TRUST FUND ACCOUNTS:		
RECOVERIES UNDER THE FOREIGN MILITARY SALES PROGRAM	21 3041	140,593,837.56	CONTRIBUTIONS TO OFFICE OF NAVAL RECURUS AND HISTORY FUND (31 USC 722)	17 8003.1	17,582.08
MISCELLANEOUS RECOVERIES ON FOREIGN AID PROGRAMS	21 3049	869,987.33	DEPOSITS, DEPARTMENT OF THE NAVY		
REFUNDS OF ERGEMUS PAYMENTS	21 3060	85,994.94	GENERAL GIFT FUND (31 USC 2601)	17 8716.1	634,306.23
RECOVERIES OF CERTAIN MEDICAL COSTS FROM THIRD PARTIES, PUBLIC LAW 87-653	21 3056	4,123,393.99			
MISCELLANEOUS RECOVERIES AND REFUNDS, NOT OTHERWISE CLASSIFIED	21 3099	2,976,032.94			

TABLE B - RECEIPTS BY ORGANIZATIONAL UNIT

CLASSIFICATION	RECEIPT SYMBOL	AMOUNT	CLASSIFICATION	RECEIPT SYMBOL	AMOUNT
DEPARTMENT OF DEFENSE-CONTINUED			DEPARTMENT OF DEFENSE-CONTINUED		
MILITARY FUNCTIONS-CONTINUED			MILITARY FUNCTIONS-CONTINUED		
DEPARTMENT OF THE NAVY-CONTINUED			DEPARTMENT OF THE NAVY-CONTINUED		
BUDGET RECEIPTS-CONTINUED			PROPRIETARY RECEIPTS FROM THE PUBLIC-CONTINUED		
TRUST FUND ACCOUNTS-CONTINUED			GENERAL FUND ACCOUNTS-CONTINUED		
CONTRIBUTIONS TO UNITED STATES NAVAL ACADEMY MUSEUM FUND (1 <sup>st</sup> USC 6974)	17 8737.1	-\$116,381.69	DEPOSITS FOR SURVIVOR ANNUITY BENEFITS	17 2462	\$615,694.51
CONTRIBUTIONS TO UNITED STATES NAVAL ACADEMY GENERAL GIFT FUND (1 <sup>st</sup> USC 6973)	17 8733.1	427,347.88	OTHER FEES AND CHARGES FOR MISCELLANEOUS SERVICES	17 2499	2,816,528.24
TOTAL, BUDGET RECEIPTS		1,120,244.89	SALE OF OTHER REAL PROPERTY, NOT OTHERWISE CLASSIFIED	17 2629	142,117.74
PROPRIETARY RECEIPTS FROM THE PUBLIC			NET PROCEEDS FROM SURPLUS AND EXCESS PROPERTY IN FOREIGN AREAS	17 2633	98,627.39
GENERAL FUND ACCOUNTS:			NET PROCEEDS FROM SURPLUS PROPERTY IN UNITED STATES (31 USC 725C)	17 2637	43,962.85
MISCELLANEOUS INTEREST COLLECTIONS, NOT OTHERWISE CLASSIFIED	17 1499	432,033.54	PROCEEDS FROM SALE OF EQUIPMENT AND OTHER PERSONAL PROPERTY, NOT OTHERWISE CLASSIFIED	17 2649	591,877.24
GAIN BY EXCHANGE	17 1680	161,375.75	SALE OF SCRAP AND SALVAGE MATERIALS	17 2651	19.69
MISCELLANEOUS DIVIDENDS AND EARNINGS, NOT OTHERWISE CLASSIFIED	17 1699	41,539.35	RECOVERIES FOR GOVERNMENT PROPERTY LOST OR DAMAGED, NOT OTHERWISE CLASSIFIED	17 3019	1,390,769.49
RENT AND BONUSES FROM LAND LEASES FOR RESOURCE EXPLORATION AND EXTRACTION	17 1811	1,741.00	RECOVERIES UNDER RENEGOTIATION PROGRAM	17 3031	449,655.54
RENT OF LAND, NOT OTHERWISE CLASSIFIED	17 1812	1,987,955.97	MISCELLANEOUS RECOVERIES OF EXCESS PROFITS AND COSTS	17 3032	97,906.42
RENT OF REAL PROPERTY, NOT OTHERWISE CLASSIFIED	17 1837	3,788,547.72	RECOVERIES UNDER THE FOREIGN MILITARY SALES PROGRAM	17 3041	372,303.58
RENT OF EQUIPMENT AND OTHER PERSONAL PROPERTY	17 1847	4,151,507.76	MISCELLANEOUS RECOVERIES ON FOREIGN AID PROGRAMS	17 3049	1,650.95
ROYALTIES ON PATENTS, TRADEMARKS, AND COPYRIGHTS	17 2047	293.72	REFUNDS OF ERRONEOUS PAYMENTS	17 3060	22,500.49
SALE OF AGRICULTURAL PRODUCTS, LIVESTOCK AND LIVESTOCK PRODUCTS	17 2217	765.18	MISCELLANEOUS RECOVERIES AND REFUNDS, NOT OTHERWISE CLASSIFIED	17 3099	4,156,373.88
SALE OF TIMBER, WILDLIFE AND OTHER NATURAL LAND PRODUCTS, NOT OTHERWISE CLASSIFIED	17 2229	16,910.57	BUDGET CLEARING ACCOUNTS:		
SALE OF MINERALS AND MINERAL PRODUCTS	17 2230	-165,365.18	PROCEEDS OF SALES, PERSONAL PROPERTY (SUSPENSE)	17F3845	-1,729,419.73
SALE OF POWER AND OTHER UTILITIES, NOT OTHERWISE CLASSIFIED	17 2249	138,771.83	BUDGET CLEARING ACCOUNT (SUSPENSE)	17F3875	-2,268,667.86
SALE OF PUBLICATIONS AND REPRODUCTIONS, FREEDOM OF INFORMATION ACT	17 2252	39,533.56	TOTAL, PROPRIETARY RECEIPTS FROM THE PUBLIC		27,250,885.73
SALE OF PUBLICATIONS AND REPRODUCTIONS, NOT OTHERWISE CLASSIFIED	17 2259	112,836.52	INTRABUDGETARY RECEIPTS DEDUCTED BY AGENCY		
SALES OF MISCELLANEOUS PRODUCTS AND BY-PRODUCTS, NOT OTHERWISE CLASSIFIED	17 2299	34,800.79	TRUST FUND ACCOUNTS:		
FEES AND OTHER CHARGES FOR ACCOUNTING AND AUDITING SERVICES	17 2412	10,011.89	PROFITS FROM SALE OF SHIPS' STOKES, NAVY (1 <sup>st</sup> USC 7227, 7674)	17 8723	11,149,946.26
SERVICE CHARGES FOR ALLOTMENTS OF PAY FUND SAVINGS ACCOUNTS (P.L. 97-365)	17 2417	14,471.07	TOTAL INTRABUDGETARY RECEIPTS DEDUCTED BY AGENCY		11,149,946.26
FEES AND OTHER CHARGES FOR PROGRAM ADMINISTRATION SERVICES	17 2419.1	-51.80	UNDISTRIBUTED OFFSETTING RECEIPTS		
FEES AND OTHER CHARGES FOR SERVICES, FREEDOM OF INFORMATION ACT	17 2419.3	111,038.26	TRUST FUND ACCOUNTS:		
COMMISSIONS ON TELEPHONE PAY STATIONS	17 2423	1,144,546.92	INTEREST ON INVESTMENTS, OFFICE OF NAVAL RECORDS AND HISTORY FUND (1 <sup>st</sup> USC 7222)	17 8068.2	17,811.12
LANDING FEES, AIRPORTS	17 2426	644,774.49	INTEREST ON INVESTMENTS, DEPARTMENT OF THE NAVY GENERAL GIFT FUND (1 <sup>st</sup> USC 2611)	17 8716.2	5,753.55
FEES AND OTHER CHARGES FOR COMMUNICATION AND TRANSPORTATION SERVICES, NOT OTHERWISE CLASSIFIED	17 2429	828,110.34	INCOME ON INVESTMENTS, UNITED STATES NAVAL ACADEMY MUSEUM FUND (1 <sup>st</sup> USC 6974)	17 8737.2	247,556.13
CHARGES FOR SUBSISTENCE, LAUNDRY AND HEALTH SERVICES	17 2431	267,749.36			

TABLE B - RECEIPTS BY ORGANIZATIONAL UNIT

CLASSIFICATION	RECEIPT SYMBOL	AMOUNT
DEPARTMENT OF DEFENSE-CONTINUED		
MILITARY FUNCTIONS-CONTINUED		
DEPARTMENT OF THE NAVY-CONTINUED		
UNDISTRIBUTED OFFSETTING RECEIPTS-CONTINUED		
TRUST FUND ACCOUNTS-CONTINUED		
INCOME ON INVESTMENTS, UNITED STATES NAVAL ACADEMY GENERAL GIFT FUND (19 USC 6973)	17 8733.2	23,150.21
TOTAL, UNDISTRIBUTED OFFSETTING RECEIPTS		294,269.81
TOTAL, DEPARTMENT OF THE NAVY		32,715,345.99
DEPARTMENT OF THE AIR FORCE		
BUDGET RECEIPTS		
GENERAL FUND ACCOUNTS:		
FEES FOR LEGAL AND JUDICIAL SERVICES, NOT OTHERWISE CLASSIFIED	57 1869	1,079.67
MISCELLANEOUS FEES FOR REGULATORY AND JUDICIAL SERVICES, NOT OTHERWISE CLASSIFIED	57 1891	2,256.50
FINES, PENALTIES, AND FORFEITURES, IMMIGRATION AND LABOR LAWS	57 1031	6,958.31
FORFEITURES OF UNCLAIMED MONEY AND PROPERTY	57 1106	24,122.59
FINES, PENALTIES, AND FORFEITURES, NOT OTHERWISE CLASSIFIED	57 1099	1,3981.98
RECOVERIES UNDER MILITARY OCCUPATION CONTRIBUTIONS TO CONSCIENCE FUND	57 1125	8,5453.23
GIFTS TO THE UNITED STATES, NOT OTHERWISE CLASSIFIED	57 1211	3,339.27
	57 1259	11,182.48
TRUST FUND ACCOUNTS:		
DEPOSITS, DEPARTMENT OF THE AIR FORCE GENERAL GIFT FUND (19 USC 267)	57 8928.1	9,157.00
BUDGET CLEARING ACCOUNTS:		
FEDERAL TAX WITHHELD FROM PAYMENTS TO NONRESIDENT ALIENS (SUSPENSE)	57F01.09	9,264.11
TOTAL, BUDGET RECEIPTS		973,734.57
PROPRIETARY RECEIPTS FROM THE PUBLIC		
GENERAL FUND ACCOUNTS:		
INTEREST ON LOANS TO DEFENSE CONTRACTORS	57 1454	4,329,417.82
INTEREST ON OTHER LOANS TO FOREIGN GOVERNMENTS, ADVANCES AND CREDIT SALES	57 1469	1,964.93
INTEREST ON PUBLIC DEPOSITS	57 1482	5,121,104.48
MISCELLANEOUS INTEREST COLLECTIONS, NOT OTHERWISE CLASSIFIED	57 1499	169,234.69
MISCELLANEOUS DIVIDENDS AND EARNINGS, NOT OTHERWISE CLASSIFIED	57 1699	37,358.84
RENT AND BONUSES FROM LAND LEASES FOR RESOURCE EXPLORATION AND EXTRACTION	57 1811	17.71

CLASSIFICATION	RECEIPT SYMBOL	AMOUNT
DEPARTMENT OF DEFENSE-CONTINUED		
MILITARY FUNCTIONS-CONTINUED		
DEPARTMENT OF THE AIR FORCE-CONTINUED		
PROPRIETARY RECEIPTS FROM THE PUBLIC-CONTINUED		
GENERAL FUND ACCOUNTS-CONTINUED		
RENT OF LAND, NOT OTHERWISE CLASSIFIED	57 1812	1,932,678.80
RENT OF REAL PROPERTY, NOT OTHERWISE CLASSIFIED	57 1831	2,513,615.58
RENT OF EQUIPMENT AND OTHER PERSONAL PROPERTY	57 1841	4,715,149.11
ROYALTIES ON NATURAL RESOURCES, NOT OTHERWISE CLASSIFIED	57 2.39	53.45
SALE OF TIMBER, WILDLIFE AND OTHER NATURAL LAND PRODUCTS, NOT OTHERWISE CLASSIFIED	57 2229	351.00
SALE OF POWER AND OTHER UTILITIES, NOT OTHERWISE CLASSIFIED	57 2249	329.35
SALE OF PUBLICATIONS AND REPRODUCTIONS	57 2252	36,925.18
FREEDOM OF INFORMATION ACT	57 2259	2,226,575.55
OTHERWISE CLASSIFIED	57 2299	3,597.46
SALES OF MISCELLANEOUS PRODUCTS AND BY-PRODUCTS, NOT OTHERWISE CLASSIFIED	57 2412	29,854.65
FEES AND OTHER CHARGES FOR ACCOUNTING AND AUDITING SERVICES	57 2417	256,138.48
SERVICE CHARGES FOR ALLOWMENTS OF PAY FOR SAVINGS ACCOUNTS (P.L. 90-365)	57 2419.1	9,759.82
FEES AND OTHER CHARGES FOR OTHER SERVICES	57 2419.2	135,114.82
FEES AND OTHER CHARGES FOR SERVICES	57 2419.3	97,123.67
FREEDOM OF INFORMATION ACT	57 2423	635,195.86
LANDING FEES, AIRPORTS	57 2426	881,835.86
FEES AND OTHER CHARGES FOR COMMUNICATION AND TRANSPORTATION SERVICES, NOT OTHERWISE CLASSIFIED	57 2429	88,909.86
CHARGES FOR SUSTENANCE, LAUNDRY AND HEALTH SERVICES	57 2431	549,571.84
DEPOSITS FOR SURVIVOR ANNUITY BENEFITS	57 2462	944,754.36
BUSINESS CONCESSIONS	57 2465	3,384.95
OTHER FEES AND CHARGES FOR MISCELLANEOUS SERVICES	57 2499	4,701,400.45
SALE OF LANDS, ETC., ACCOUNT OF MILITARY POST CONSTRUCTION FUND (31 USC 725C)	57 2621	13,766.88
SALE OF OTHER REAL PROPERTY, NOT OTHERWISE CLASSIFIED	57 2629	65,781.11
NET PROCEEDS FROM SURPLUS AND EXCESS PROPERTY IN FOREIGN AREAS	57 2633	33,223.81
PROCEEDS FROM SALE OF EQUIPMENT AND OTHER PERSONAL PROPERTY, NOT OTHERWISE CLASSIFIED	57 2649	4,456.21
REPAYMENTS OF LOANS TO DEFENSE CONTRACTORS	57 2854	1,000,000.00
RECOVERIES FOR GOVERNMENT PROPERTY LOST OR DAMAGED, NOT OTHERWISE CLASSIFIED	57 3019	1,188,063.93
RECOVERIES UNDER RENEGOTIATION PROGRAM	57 3031	77,126.57
MISCELLANEOUS RECOVERIES OF EXCESS PROFITS AND COSTS	57 3032	131,899.89
RECOVERIES OF ERRONEOUS PAYMENTS	57 3033	141.42
RECOVERIES FOR BREACH OF CONTRACT	57 3081	7,779.92
RECOVERIES OF CERTAIN MEDICAL COSTS FROM THIRD PARTIES, PUBLIC LAW 87-653	57 3096	3,554,855.24

TABLE B - RECEIPTS BY ORGANIZATIONAL UNIT

277-816 O - 79 - 5

CLASSIFICATION	RECEIPT SYMBOL	AMOUNT	CLASSIFICATION	RECEIPT SYMBOL	AMOUNT
DEPARTMENT OF DEFENSE-CONTINUED			DEPARTMENT OF DEFENSE-CONTINUED		
MILITARY FUNCTIONS-CONTINUED			MILITARY FUNCTIONS-CONTINUED		
DEPARTMENT OF THE AIR FORCE-CONTINUED			OFFICE OF THE SECRETARY OF DEFENSE-CONTINUED		
PROPRIETARY RECEIPTS FROM THE PUBLIC-CONTINUED			PROPRIETARY RECEIPTS FROM THE PUBLIC-CONTINUED		
GENERAL FUND ACCOUNTS-CONTINUED			BUDGET CLEARING ACCOUNTS:		
MISCELLANEOUS RECOVERIES AND REFUNDS, NOT OTHERWISE CLASSIFIED	57 3299	\$158,394.01	PROCEEDS OF SALES, PERSONAL PROPERTY (SUSPENSE)	97F3845	\$39,175.11
BUDGET CLEARING ACCOUNTS:			PROCEEDS FROM SALE OF SCRAP, SALVAGE OR SURPLUS MATERIALS, DEFENSE SUPPLY AGENCY (SUSPENSE)	97F3861	-63,778,332.48
PROCEEDS OF SALES, PERSONAL PROPERTY (SUSPENSE)	57F3845	1,755,193.41	TOTAL, PROPRIETARY RECEIPTS FROM THE PUBLIC		-63,731,232.85
PROCEEDS FROM SALE OF SCRAP, SALVAGE OR SURPLUS MATERIALS, DEFENSE SUPPLY AGENCY (SUSPENSE)	57F3861	1.80	TOTAL, OFFICE OF THE SECRETARY OF DEFENSE		-63,731,143.86
BUDGET CLEARING ACCOUNT (SUSPENSE)	57F3875	-17,267,573.47	TOTAL, MILITARY FUNCTIONS		166,843,659.96
TOTAL, PROPRIETARY RECEIPTS FROM THE PUBLIC		34,752,175.33			
UNDISTRIBUTED OFFSETTING RECEIPTS			CIVIL FUNCTIONS		
TRUST FUND ACCOUNTS:			CORPS OF ENGINEERS		
INTEREST ON INVESTMENTS, DEPARTMENT OF THE AIR FORCE GENERAL GIFT FUND	57 8928.2	49.27	BUDGET RECEIPTS		
TOTAL, UNDISTRIBUTED OFFSETTING RECEIPTS		49.27	GENERAL FUND ACCOUNTS:		
TOTAL, DEPARTMENT OF THE AIR FORCE		31,726,319.17	MISCELLANEOUS FEES FOR REGULATORY AND JUDICIAL SERVICES, NOT OTHERWISE CLASSIFIED	96 1891	1,328,734.49
			FINES, PENALTIES, AND FORFEITURES, CUSTOMS, COMMERCE AND ANTITRUST LAWS	96 1749	1,156,837.54
			FORFEITURES OF UNCLAIMED MONEY AND PROPERTY	96 1761	24.45
			FINES, PENALTIES, AND FORFEITURES, NOT OTHERWISE CLASSIFIED	96 1499	56,839.10
			SPECIAL FUND ACCOUNTS:		
			HYDRAULIC MINING IN CALIFORNIA, TAX, DEBRIS RESERVOIRS	96 5066.1	48,400.00
			TOTAL, BUDGET RECEIPTS		2,629,775.58
OFFICE OF THE SECRETARY OF DEFENSE			PROPRIETARY RECEIPTS FROM THE PUBLIC		
BUDGET RECEIPTS			GENERAL FUND ACCOUNTS:		
GENERAL FUND ACCOUNTS:			INTEREST ON LOANS TO STATES, MUNICIPALITIES, AND OTHER PUBLIC BODIES, NOT OTHERWISE CLASSIFIED		
FINES, PENALTIES, AND FORFEITURES, NOT OTHERWISE CLASSIFIED	97 1099	88.99	MISCELLANEOUS INTEREST COLLECTIONS, NOT OTHERWISE CLASSIFIED	96 1449	11,000.00
TOTAL, BUDGET RECEIPTS		88.99	MISCELLANEOUS DIVIDENDS AND EARNINGS, NOT OTHERWISE CLASSIFIED	96 1499	2,772,755.12
			RENT AND BONUSES FROM LAND LEASES FOR RESOURCE EXPLORATION AND EXTRACTION	96 1811	2,812.87
			RENT OF LAND, NOT OTHERWISE CLASSIFIED	96 1812	351.00
			RENT OF REAL PROPERTY, NOT OTHERWISE CLASSIFIED	96 1839	1,587,758.64
			RENT OF EQUIPMENT AND OTHER PERSONAL PROPERTY	96 1849	198,557.42
			ROYALTIES ON NATURAL RESOURCES, NOT OTHERWISE CLASSIFIED	96 2739	12.00
					61,522.57
PROPRIETARY RECEIPTS FROM THE PUBLIC					
GENERAL FUND ACCOUNTS:					
SALE OF PUBLICATIONS AND REPRODUCTIONS, NOT OTHERWISE CLASSIFIED	97 2259	2,915.92			
SERVICE CHARGES FOR ALLOTMENTS OF PAY FOR SAVINGS ACCOUNTS (P.L. 90-365)	97 2417	545.38			
FEES AND OTHER CHARGES FOR COMMUNICATION AND TRANSPORTATION SERVICES, NOT OTHERWISE CLASSIFIED	97 2429	1,118.34			
PROCEEDS FROM SALE OF EQUIPMENT AND OTHER PERSONAL PROPERTY, NOT OTHERWISE CLASSIFIED	97 2649	2,414.68			
SALE OF SCRAP AND SALVAGE MATERIALS	97 2651	483.78			
MISCELLANEOUS RECOVERIES AND REFUNDS, NOT OTHERWISE CLASSIFIED	97 3199	526.42			



TABLE B - RECEIPTS BY ORGANIZATIONAL UNIT

CLASSIFICATION	RECEIPT SYMBOL	AMOUNT	CLASSIFICATION	RECEIPT SYMBOL	AMOUNT
DEPARTMENT OF DEFENSE-CONTINUED			DEPARTMENT OF DEFENSE-CONTINUED		
CIVIL FUNCTIONS-CONTINUED			CIVIL FUNCTIONS-CONTINUED		
CORPS OF ENGINEERS-CONTINUED			CORPS OF ENGINEERS-CONTINUED		
PROPRIETARY RECEIPTS FROM THE PUBLIC-CONTINUED			PROPRIETARY RECEIPTS FROM THE PUBLIC-CONTINUED		
GENERAL FUND ACCOUNTS-CONTINUED			SPECIAL FUND ACCOUNTS-CONTINUED		
SALE OF TIMBER, WILDLIFE AND OTHER NATURAL LAND PRODUCTS, NOT OTHERWISE CLASSIFIED . . . . .	96 2229	\$14,178.49	RECEIPTS FROM LEASES OF LANDS ACQUIRED FJK FLOOD CONTROL, NAVIGATION, AND ALLIED PURPOSES (33 USC 7-1C-3) . . . . .	96 5099	\$4,564,556.71
SALE OF MINERALS AND MINERAL PRODUCTS . . . . .	96 2231	93.17	TRUST FUND ACCOUNTS:		
SALE AND TRANSMISSION OF ELECTRIC ENERGY, BONNEVILLE POWER ADMINISTRATION . . . . .	96 2241	12,310.12	CONTRIBUTIONS, RIVERS AND FARBOCKS (33 USC 567, 7-11, 7-2F, 7-3) . . . . .	96 8862	39,153,429.5
SALE OF POWER AND OTHER UTILITIES, NOT OTHERWISE CLASSIFIED . . . . .	96 2249	1,593,817.84	BUDGET CLEARING ACCOUNTS:		
SALE OF PUBLICATIONS AND REPRODUCTIONS, NOT OTHERWISE CLASSIFIED . . . . .	96 2259	49,487.48	CONTRIBUTIONS, RIVERS AND FARBOCKS (33 USC 567, 7-11, 7-2F, 7-3) . . . . .	96F3875	-645,779.67
SALES OF MISCELLANEOUS PRODUCTS AND BY-PRODUCTS, NOT OTHERWISE CLASSIFIED . . . . .	96 2299	135,086.27	TOTAL, PROPRIETARY RECEIPTS FROM THE PUBLIC . . . . .		57,827,325.54
FEES AND OTHER CHARGES FOR PROGRAM ADMINISTRATION SERVICES . . . . .	96 2419.1	3,275.35	TOTAL, CORPS OF ENGINEERS . . . . .		67,457,031.12
FEES AND OTHER CHARGES FOR OTHER SERVICES, FREEDOM OF INFORMATION ACT . . . . .	96 2423	1,253.47	DEPARTMENT OF THE ARMY, CIVIL PROPRIETARY RECEIPTS FROM THE PUBLIC		
FEES AND OTHER CHARGES FOR SERVICES, COMMISSIONS ON TELEPHONE PAY STATIONS . . . . .	96 2424	8.17	GENERAL FUND ACCOUNTS:		
RECOVERIES, EXPENSES OF INTERNATIONAL SERVICE OF ICE OBSERVATION AND PATROL . . . . .	96 2426	2,581.84	REPAYMENTS OF LOANS, CONSTRUCTION OF POWER SYSTEMS, RYUKYU ISLANDS, ARMY . . . . .	21 2931	452,127.52
LANDING FEES, AIRPORTS . . . . .	96 2426	9.77	SPECIAL FUND ACCOUNTS:		
FEES AND OTHER CHARGES FOR COMMUNICATION AND TRANSPORTATION SERVICES, NOT OTHERWISE CLASSIFIED . . . . .	96 2429	150.15	SALE OF HUNTING AND FISHING PERMITS, MILITARY RESERVATIONS (16 USC 677B) . . . . .	21 5055	723,635.77
ADMISSION PERMITS AND FEES . . . . .	96 2464	3,928.32	TOTAL, PROPRIETARY RECEIPTS FROM THE PUBLIC . . . . .		1,175,763.25
BUSINESS CONCESSIONS . . . . .	96 2465	5.71	DEPARTMENT OF THE NAVY, CIVIL PROPRIETARY RECEIPTS FROM THE PUBLIC		
FEES AND OTHER CHARGES FOR SPECIAL BENEFITS, NOT OTHERWISE CLASSIFIED . . . . .	96 2469	6,468.65	GENERAL FUND ACCOUNTS:		
OTHER FEES AND CHARGES FOR MISCELLANEOUS SERVICES . . . . .	96 2499	63,064.96	REPAYMENTS OF LOANS AND SALVAGE MATERIALS . . . . .	96 2651	123.00
SALE OF OTHER REAL PROPERTY, NOT OTHERWISE CLASSIFIED . . . . .	96 2629	779,405.23	MISCELLANEOUS RECOVERIES AND REFUNDS, NOT OTHERWISE CLASSIFIED . . . . .	96 3099	76,673.63
PROCEEDS FROM SALE OF EQUIPMENT AND OTHER PERSONAL PROPERTY, NOT OTHERWISE CLASSIFIED . . . . .	96 2649	519,935.53	SPECIAL FUND ACCOUNTS:		
SALE OF SCRAP AND SALVAGE MATERIALS . . . . .	96 2651	559.27	LAND AND WATER CONSERVATION FUND, SURPLUS PROPERTY SALES (16 USC 4601-5) . . . . .	96 5055.2	5,900.00
REPAYMENTS ON MISCELLANEOUS RECOVERABLE COSTS, NOT OTHERWISE CLASSIFIED . . . . .	96 2889	123.00	SPECIAL RECREATION USE FEES, ARMY, CORPS OF ENGINEERS, CIVIL (16 USC 4601-6A) . . . . .	96 5057	3,928,956.78
MISCELLANEOUS REPAYMENTS ON LOANS AND INVESTMENTS . . . . .	96 2899	2,658,618.19	HYDRAULIC MINING IN CALIFORNIA, WATER STORAGE AND USE OF FACILITIES, DEBRIS RESERVOIRS (33 USC 683) . . . . .	96 5066.2	107,100.00
RECOVERIES FOR GOVERNMENT PROPERTY LOST OR DAMAGED, NOT OTHERWISE CLASSIFIED . . . . .	96 3019	3,637.80	TOTAL, PROPRIETARY RECEIPTS FROM THE PUBLIC . . . . .		78,719.07
REFUNDS OF EXCESSIVE PAYMENTS . . . . .	96 3063	2,748.31	TOTAL, DEPARTMENT OF THE NAVY, CIVIL PROPRIETARY RECEIPTS FROM THE PUBLIC . . . . .		78,719.07
RECOVERIES FOR BREACH OF CONTRACT . . . . .	96 3083	19,211.03			
MISCELLANEOUS RECOVERIES AND REFUNDS, NOT OTHERWISE CLASSIFIED . . . . .	96 3099	76,673.63			
SPECIAL FUND ACCOUNTS:					
LAND AND WATER CONSERVATION FUND, SURPLUS PROPERTY SALES (16 USC 4601-5) . . . . .	96 5055.2	5,900.00			
SPECIAL RECREATION USE FEES, ARMY, CORPS OF ENGINEERS, CIVIL (16 USC 4601-6A) . . . . .	96 5057	3,928,956.78			
HYDRAULIC MINING IN CALIFORNIA, WATER STORAGE AND USE OF FACILITIES, DEBRIS RESERVOIRS (33 USC 683) . . . . .	96 5066.2	107,100.00			

TABLE B - RECEIPTS BY ORGANIZATIONAL UNIT

CLASSIFICATION	RECEIPT SYMBOL	AMOUNT	CLASSIFICATION	RECEIPT SYMBOL	AMOUNT
DEPARTMENT OF DEFENSE--CONTINUED			DEPARTMENT OF DEFENSE--CONTINUED		
CIVIL FUNCTIONS--CONTINUED			CIVIL FUNCTIONS--CONTINUED		
DEPARTMENT OF THE AIR FORCE, CIVIL			PANAMA CANAL, CIVIL		
PROPRIETARY RECEIPTS FROM THE PUBLIC			BUDGET RECEIPTS		
SPECIAL FUND ACCOUNTS:			GENERAL FUND ACCOUNTS:		
SALE OF HUNTING AND FISHING PERMITS, MILITARY RESERVATIONS (16 USC 670b)	57 5095	\$138,724.25	IMMIGRATION, PASSPORT AND CONSULAR FEES	38 1831	\$17,487.00
TOTAL, PROPRIETARY RECEIPTS FROM THE PUBLIC		138,024.25	REGISTRATION AND FILING FEES	38 1850	391,283.76
TOTAL, DEPARTMENT OF THE AIR FORCE, CIVIL		138, 24.25	MISCELLANEOUS FEES FOR REGISTRY AND JUDICIAL SERVICES, NOT OTHERWISE CLASSIFIED	38 1891	226,418.50
			FINES, PENALTIES, AND FORFEITURES, NOT OTHERWISE CLASSIFIED	38 1899	171,497.46
			TOTAL, BUDGET RECEIPTS		\$ 6,686.72
UNITED STATES SOLDIERS' AND AIRMEN'S HOME, CIVIL			PROPRIETARY RECEIPTS FROM THE PUBLIC		
BUDGET RECEIPTS			GENERAL FUND ACCOUNTS:		
TRUST FUND ACCOUNTS:			MISCELLANEOUS INTEREST COLLECTIONS, NOT OTHERWISE CLASSIFIED	38 1499	46,495.52
WITHHELD PAY, SOLDIERS' AND AIRMEN'S HOME	84 8930.2	6,929,171.48	RENT OF LAND, NOT OTHERWISE CLASSIFIED	38 1812	258,719.14
ESTATES OF DECEASED AND OTHER GOVERNMENTAL RECEIPTS, SOLDIERS' AND AIRMEN'S HOME	84 8931.3	99,373.22	RENT OF REAL PROPERTY, NOT OTHERWISE CLASSIFIED	38 1813	12,863.98
STOPPAGES, FINES, AND FORFEITURES, SOLDIERS' AND AIRMEN'S HOME	84 8931.4	2,212,267.31	POSTAL RECEIPTS, CANAL ZONE GOVERNMENT	38 2425	1,806,467.22
TOTAL, BUDGET RECEIPTS		9,241,832.1	CHARGES FOR SUSTENANCE, LAUNDRY AND HEALTH SERVICES	38 2433	27,475,447.99
			CHARGES FOR TESTING, INSPECTION AND GRADING SERVICES, NOT OTHERWISE CLASSIFIED	38 2449	265,372.91
PROPRIETARY RECEIPTS FROM THE PUBLIC			OTHER FEES AND CHARGES FOR MISCELLANEOUS SERVICES	38 2499	14,274,782.98
GENERAL FUND ACCOUNTS:			PROCEEDS FROM SALE OF EQUIPMENT AND OTHER PERSONAL PROPERTY, NOT OTHERWISE CLASSIFIED	38 2649	6,949.23
SERVICE CHARGES FOR ALLGMENTS OF PAY FOR SAVINGS ACCOUNTS (P.L. 90-365)	84 2417	920.88	MISCELLANEOUS RECOVERIES AND REFUNDS, NOT OTHERWISE CLASSIFIED	38 3999	2,176,011.00
TOTAL, PROPRIETARY RECEIPTS FROM THE PUBLIC		1,726,888.41	BUDGET CLEARING ACCOUNTS:		
TRUST FUND ACCOUNTS:			BUDGET CLEARING ACCOUNT (SUSPENSE)	38F3875	441.93
MEMBER FEES, SOLDIERS' AND AIRMEN'S HOME	84 8930.5	154,449.24	TOTAL, PROPRIETARY RECEIPTS FROM THE PUBLIC		46,371,535.57
MISCELLANEOUS PROPRIETARY RECEIPTS, SOLDIERS' AND AIRMEN'S HOME	84 8930.6	1,882,258.53			
TOTAL, PROPRIETARY RECEIPTS FROM THE PUBLIC		1,882,258.53			
UNDISTRIBUTED OFFSETTING RECEIPTS					
TRUST FUND ACCOUNTS:					
INTEREST ON SOLDIERS' AND AIRMEN'S HOME PERMANENT FUND (24 USC 46)	84 8930.1	6,232,800.79			
TOTAL, UNDISTRIBUTED OFFSETTING RECEIPTS		6,232,800.79			
TOTAL, UNITED STATES SOLDIERS' AND AIRMEN'S HOME, CIVIL		17,355,851.23			

TABLE B - RECEIPTS BY ORGANIZATIONAL UNIT

CLASSIFICATION	RECEIPT SYMBOL	AMOUNT	CLASSIFICATION	RECEIPT SYMBOL	AMOUNT
DEPARTMENT OF DEFENSE-CONTINUED			DEPARTMENT OF ENERGY-CONTINUED		
CIVIL FUNCTIONS-CONTINUED			PROPRIETARY RECEIPTS FROM THE PUBLIC-CONTINUED		
PANAMA CANAL, CIVIL-CONTINUED			GENERAL FUND ACCOUNTS-CONTINUED		
INTRABUDGETARY RECEIPTS DEDUCTED BY AGENCY			RENT OF REAL PROPERTY, NOT OTHERWISE CLASSIFIED . . . . . 89 1830		
GENERAL FUND ACCOUNTS:			SALE OF MINERALS AND MINERAL PRODUCTS . . . . . 11 2230		
REIMBURSEMENT FOR NET COST OF OPERATIONS OF CANAL ZONE GOVERNMENT LESS TOLLS ON GOVERNMENT VESSELS (64 STAT. 1041) . . . . . 38 2471			SALE AND TRANSMISSION OF ELECTRIC ENERGY, EKLUTNA PROJECT, ALASKA . . . . . 14 2242		
		\$20,430,743.46	SALE AND TRANSMISSION OF ELECTRIC ENERGY, EKLUTNA PROJECT, ALASKA . . . . . 89 2242		
TOTAL INTRABUDGETARY RECEIPTS DEDUCTED BY AGENCY . . . . .			SALE AND TRANSMISSION OF ELECTRIC ENERGY, SNETTISHAM PROJECT, ALASKA . . . . . 89 2743		
		20,430,743.46	SALE AND TRANSMISSION OF ELECTRIC ENERGY, SOUTHWESTERN POWER ADMINISTRATION . . . . . 89 2247		
TOTAL, PANAMA CANAL, CIVIL. . . . .			SALE AND TRANSMISSION OF ELECTRIC ENERGY, SOUTHEASTERN POWER ADMINISTRATION . . . . . 89 2248		
		67,668,965.68	SALE OF PUBLICATIONS AND REPRODUCTIONS, NOT OTHERWISE CLASSIFIED . . . . . 89 2259		
TOTAL, CIVIL FUNCTIONS. . . . .			FEES AND OTHER CHARGES FOR ACCOUNTING AND AUDITING SERVICES . . . . . 89 2412		
		146,814,394.74	SERVICE CHARGES FOR ALLOTMENTS OF PAY FOR SAVINGS ACCOUNTS (P.L. 90-365) . . . . . 89 2417		
TOTAL, DEPARTMENT OF DEFENSE. . . . .			FEES AND OTHER CHARGES FOR PROGRAM ADMINISTRATION SERVICES . . . . . 89 2419.1		
		313,654,494.70	FEES AND OTHER CHARGES FOR SERVICES, FREEDOM OF INFORMATION ACT . . . . . 89 2419.3		
DEPARTMENT OF ENERGY			OTHER FEES AND CHARGES FOR MISCELLANEOUS SERVICES . . . . . 89 2499		
BUDGET RECEIPTS			PROCEEDS FROM SALE OF EQUIPMENT AND OTHER PERSONAL PROPERTY, NOT OTHERWISE CLASSIFIED . . . . . 89 2649		
GENERAL FUND ACCOUNTS:			SALE OF SCRAP AND SALVAGE MATERIALS . . . . . 89 2651		
REGISTRATION AND FILING FEES . . . . . 89 0850			REPAYMENTS ON MISCELLANEOUS RECOVERABLE COSTS, NOT OTHERWISE CLASSIFIED . . . . . 89 2889		
		4,269,685.11	RECOVERIES FOR GOVERNMENT PROPERTY LOST OR DAMAGED, NOT OTHERWISE CLASSIFIED . . . . . 89 3019		
FEES FOR LEGAL AND JUDICIAL SERVICES, NOT OTHERWISE CLASSIFIED . . . . . 89 0869			REFUNDS OF ERRONEOUS PAYMENTS . . . . . 89 3060		
		43.00	MISCELLANEOUS RECOVERIES AND REFUNDS, NOT OTHERWISE CLASSIFIED . . . . . 89 3199		
FEES FOR LICENSES TO IMPORT PETROLEUM AND PETROLEUM PRODUCTS . . . . . 89 0880			SPECIAL FUND ACCOUNTS:		
		16,068,077.96	LICENSEE BENEFIT CHARGES . . . . . 89 5913		
MISCELLANEOUS FEES FOR REGULATORY AND JUDICIAL SERVICES, NOT OTHERWISE CLASSIFIED . . . . . 89 0891			TRUST FUND ACCOUNTS:		
		6,122,417.98	ADVANCES FOR COOPERATIVE WORK, DEPARTMENT OF ENERGY . . . . . 89 8575		
FINES, PENALTIES, AND FORFEITURES, ECONOMIC STABILIZATION LAWS . . . . . 89 1020			BUDGET CLEARING ACCOUNTS:		
		1,872,415.79	BUDGET CLEARING ACCOUNT (SUSPENSE) . . . . . 89F3875		
FINES, PENALTIES, AND FORFEITURES, CUSTOMS, COMMERCE AND ANTITRUST LAWS . . . . . 89 1040			TOTAL, PROPRIETARY RECEIPTS FROM THE PUBLIC . . . . .		
		13,682.10	44,386,951.50		
FORFEITURES OF UNCLAIMED MONEY AND PROPERTY . . . . . 89 1060			TOTAL, DEPARTMENT OF ENERGY . . . . .		
		155.95	469,357,666.05		
SPECIAL FUND ACCOUNTS:					
LICENSES UNDER FEDERAL POWER ACT, IMPROVEMENTS OF NAVIGABLE WATERS (100 PERCENT) . . . . . 89 5012					
		426,500.36			
LICENSES UNDER FEDERAL POWER ACT FROM PUBLIC LANDS AND NATIONAL FORESTS, PAYMENT TO STATES (37-1/2 PERCENT) . . . . . 89 5105					
		218,297.04			
TOTAL, BUDGET RECEIPTS. . . . .					
		29,117,674.59			
PROPRIETARY RECEIPTS FROM THE PUBLIC					
GENERAL FUND ACCOUNTS:					
MISCELLANEOUS INTEREST COLLECTIONS, NOT OTHERWISE CLASSIFIED . . . . . 89 1499					
		1,343.74			
MISCELLANEOUS DIVIDENDS AND EARNINGS, NOT OTHERWISE CLASSIFIED . . . . . 89 1699					
		292.16			

TABLE B - RECEIPTS BY ORGANIZATIONAL UNIT

CLASSIFICATION	RECEIPT SYMBOL	AMOUNT	CLASSIFICATION	RECEIPT SYMBOL	AMOUNT
DEPARTMENT OF HEALTH, EDUCATION, AND WELFARE			DEPARTMENT OF HEALTH, EDUCATION, AND WELFARE-CONTINUED		
BUDGET RECEIPTS			BUDGET RECEIPTS-CONTINUED		
GENERAL FUND ACCOUNTS:			TRUST FUND ACCOUNTS-CONTINUED		
MISCELLANEOUS FEES FOR REGULATORY AND JUDICIAL SERVICES, NOT OTHERWISE CLASSIFIED	75 1891	\$9,675,000	CONTRIBUTIONS TO NATIONAL INSTITUTES OF HEALTH UNCONDITIONAL GIFT FUND (42 USC 219)	75 8248.1	\$1,831,642
FINES, PENALTIES, AND FORFEITURES, NOT OTHERWISE CLASSIFIED	75 1099	36,259.72	UNCONDITIONAL GIFT FUND (42 USC 219)	75 8249.1	4,954.01
GIFTS TO THE UNITED STATES, NOT OTHERWISE CLASSIFIED	75 1299	60,000	CONTRIBUTIONS TO NATIONAL INSTITUTES OF HEALTH UNCONDITIONAL GIFT FUND (42 USC 219)	75 8253.1	25,166.65
SPECIAL FUND ACCOUNTS:			CONDITIONAL GIFT FUND (42 USC 219)	75 8254.1	241,492.54
DEPOSITS, INTERNAL REVENUE SERVICE, COLLECTIONS FOR CHILD SUPPORT	75 5734	27,140,335	DEPOSITS, PATIENTS' BENEFIT FUND, SAINT ELIZABETHS HOSPITAL, ALCOHOL, DRUG ABUSE, AND MENTAL HEALTH ADMINISTRATION (24 USC 165)	75 8559	12,506.03
TRUST FUND ACCOUNTS:			DEPOSITS, PATIENTS' BENEFIT FUND, NATIONAL INSTITUTES OF HEALTH (42 USC 219)	75 8889.1	61,341.18
PREMIUMS COLLECTED FOR THE AGED, FEDERAL SUPPLEMENTARY MEDICAL INSURANCE TRUST FUND (42 USC 1395T)	21 8774.5	2,186,489,074.46	DEPOSITS, PATIENTS' BENEFIT FUND, PUBLIC HEALTH SERVICE HOSPITALS (42 USC 219)	75 8889.1	38,259.13
PREMIUMS COLLECTED FOR THE DISABLED, FEDERAL SUPPLEMENTARY MEDICAL INSURANCE TRUST FUND (42 USC 1395T)	21 8774.7	244,644,234.48	BUDGET CLEARING ACCOUNTS:		
REFUNDS OF TAXES, FEDERAL HOSPITAL INSURANCE TRUST FUND	21 8811.5	-79,600,000.00	FEDERAL TAX WITHHELD FROM PAYMENTS TO NONRESIDENT ALIENS (SUSPENSE)	75 7119	99,317.61
TRANSFERS FROM GENERAL FUND OF AMOUNTS EQUAL TO FICA TAXES, FEDERAL HOSPITAL INSURANCE TRUST FUND (42 USC 1395T)	21 8015.1	14,213,588,954.92	TOTAL, BUDGET RECEIPTS		1,452,954,173.02
DEPOSITS BY STATES, FEDERAL HOSPITAL INSURANCE TRUST FUND (42 USC 418(H)(1))	21 8015.3	1,843,511,400.00			
PREMIUMS COLLECTED FOR UNINSURED INDIVIDUALS NOT OTHERWISE ELIGIBLE, FEDERAL HOSPITAL INSURANCE TRUST FUND	21 815.9	12,394,932.24	PROPRIETARY RECEIPTS FROM THE PUBLIC		
RECEIPTS FROM RAILROAD RETIREMENT ACCOUNT, FEDERAL HOSPITAL INSURANCE TRUST FUND (42 USC 228 (K))	21 815.11	196,576,000.00	GENERAL FUND ACCOUNTS:		
TRANSFERS FROM GENERAL FUND OF AMOUNTS EQUAL TO SECA TAXES, FEDERAL HOSPITAL INSURANCE TRUST FUND (42 USC 1395T)	21 815.11	493,667,777.86	INTEREST ON LOANS TO STATES, MUNICIPALITIES, AND OTHER PUBLIC BODIES, NOT OTHERWISE CLASSIFIED	75 1449	-1,583,332.84
REFUNDS OF TAXES, FEDERAL OLD-AGE AND SURVIVORS INSURANCE TRUST FUND	21 815.11	-387,225,000.00	INTEREST ON OTHER LOANS TO INDIVIDUALS AND PRIVATE ORGANIZATIONS	75 1453	1,892,447.41
TRANSFERS FROM GENERAL FUND OF AMOUNTS EQUAL TO FICA TAXES, FEDERAL OLD-AGE AND SURVIVORS INSURANCE TRUST FUND (42 USC 401)	21 815.11	62,366,135,950.25	MISCELLANEOUS INTEREST COLLECTIONS, NOT OTHERWISE CLASSIFIED	75 1499	4,252,399.75
DEPOSITS BY STATES, FEDERAL OLD-AGE AND SURVIVORS INSURANCE TRUST FUND (42 USC 418 (H)(1))	21 815.11	7,859,598,448.45	MISCELLANEOUS DIVIDENDS AND EARNINGS, NOT OTHERWISE CLASSIFIED	75 1699	1,902,288
TRANSFERS FROM GENERAL FUND OF AMOUNTS EQUAL TO SECA TAXES, FEDERAL OLD-AGE AND SURVIVORS INSURANCE TRUST FUND (42 USC 401)	21 815.11	3,323,165,965.83	ROYALTIES ON PATENTS, TRADEMARKS, AND COPYRIGHTS	75 183	71,449.05
REFUNDS OF TAXES, FEDERAL DISABILITY INSURANCE TRUST FUND	21 815.11	-5,900,000.00	SALE OF PUBLICATIONS AND REPRODUCTIONS, FREEDOM OF INFORMATION ACT	75 2252	164,510.77
TRANSFERS FROM GENERAL FUND OF AMOUNTS EQUAL TO FICA TAXES, FEDERAL DISABILITY INSURANCE TRUST FUND (42 USC 401)	21 815.11	10,517,122,389.19	SALE OF PUBLICATIONS AND REPRODUCTIONS, NOT OTHERWISE CLASSIFIED	75 2259	317,240.81
DEPOSITS BY STATES, FEDERAL DISABILITY INSURANCE TRUST FUND (42 USC 418(H)(1))	21 815.11	1,312,549,966.64	SALES OF MISCELLANEOUS PRODUCTS AND BY-PRODUCTS, NOT OTHERWISE CLASSIFIED	75 2299	12,655.55
TRANSFERS FROM GENERAL FUND OF AMOUNTS EQUAL TO SECA TAXES, FEDERAL DISABILITY INSURANCE TRUST FUND (42 USC 401)	21 815.11	471,623,352.87	SERVICE CHARGES FOR ALLUTMENTS (IF PAY FOR SAVINGS ACCOUNTS (P.L. 90-365)	75 2417	132,213.50
			FEES AND OTHER CHARGES FOR PROGRAM ADMINISTRATION SERVICES	75 2419.1	13,931.60
			FEES AND OTHER CHARGES FOR OTHER SERVICES	75 2419.2	8,774.44
			FEES AND OTHER CHARGES FOR FREEDOM OF INFORMATION ACT	75 2419.3	30,339.36
			COMMISSIONS ON TELEPHONE PAY STATIONS	75 2423	5,623.81
			FEES AND OTHER CHARGES FOR COMMUNICATION AND TRANSPORTATION SERVICES, NOT OTHERWISE CLASSIFIED	75 2429	285.21

U.S. GOVERNMENT PRINTING OFFICE: 1975 O 230-100

TABLE B - RECEIPTS BY ORGANIZATIONAL UNIT

CLASSIFICATION	RECEIPT SYMBOL	AMOUNT	CLASSIFICATION	RECEIPT SYMBOL	AMOUNT
DEPARTMENT OF HEALTH, EDUCATION, AND WELFARE-CONTINUED			DEPARTMENT OF HEALTH, EDUCATION, AND WELFARE-CONTINUED		
PROPRIETARY RECEIPTS FROM THE PUBLIC-CONTINUED			PROPRIETARY RECEIPTS FROM THE PUBLIC-CONTINUED		
GENERAL FUND ACCOUNTS-CONTINUED			TRUST FUND ACCOUNTS-CONTINUED		
CHARGES FOR SUBSISTENCE, LAUNDRY AND HEALTH SERVICES	75 2437	\$2,114,507.87	CONTRIBUTIONS, INDIAN HEALTH FACILITIES, HEALTH SERVICES ADMINISTRATION	75 8073	\$5,557,917.38
CHARGES FOR TESTING, INSPECTION AND GRADING SERVICES, NOT OTHERWISE CLASSIFIED	75 2449	189,644.98	(42 USC 2094A (A)(3))		
BUSINESS CONCESSIONS	75 2465	26,818.38	SPECIAL STATISTICAL WORK, VITAL STATISTICS, HEALTH RESOURCES	75 8251	46,826.94
FEES AND OTHER CHARGES FOR SPECIAL BENEFITS, NOT OTHERWISE CLASSIFIED	75 2469	816.02	ADMINISTRATION (15 USC 1526; 31 USC 725K)		
OTHER FEES AND CHARGES FOR MISCELLANEOUS SERVICES	75 2499	3,423,858.43	SPECIAL STATISTICAL COMPILATIONS AND SURVEYS, OFFICE OF THE ASSISTANT SECRETARY FOR EDUCATION	75 8561	71,112.61
NET PROCEEDS FROM SURPLUS PROPERTY IN UNITED STATES (31 USC 725C)	75 2637	39,248.50	BUDGET CLEARING ACCOUNTS:		
PROCEEDS FROM SALE OF EQUIPMENT AND OTHER PERSONAL PROPERTY, NOT OTHERWISE CLASSIFIED	75 2649	545,766.76	BUDGET CLEARING ACCOUNT (SUSPENSE)	75F3875	2,282,356.62
SALE OF SCRAP AND SALVAGE MATERIALS	75 2651	349,059.32	TOTAL, PROPRIETARY RECEIPTS FROM THE PUBLIC		35,173,359.16
REPAYMENTS ON MISCELLANEOUS RECOVERABLE COSTS, NOT OTHERWISE CLASSIFIED	75 2889	12,724.37	INTRABUDGETARY RECEIPTS DEDUCTED BY AGENCY		
REPAYMENTS OF LOANS, HEALTH MANPOWER AND UTILIZATION AND COMMUNITY HEALTH SERVICES, HEALTH, EDUCATION, AND WELFARE	75 2912	894,418.84	GENERAL FUND ACCOUNTS:		
REPAYMENTS OF LOANS, CAPITAL CONTRIBUTIONS, HIGHER EDUCATIONAL ACTIVITIES, HEALTH, EDUCATION, AND WELFARE	75 2915	2,117,126.16	INTEREST ON LOANS, HIGHER EDUCATION FACILITIES LOAN FUND	75 1422	46,965,927.84
REPAYMENTS OF LOANS, HOSPITAL CONSTRUCTION ACTIVITIES, HEALTH, EDUCATION, AND WELFARE IN THE UNITED STATES, HEALTH, EDUCATION, AND WELFARE	75 2970	244,939.37	TRUST FUND ACCOUNTS:		
REPAYMENTS OF LOANS, ELEMENTARY AND SECONDARY EDUCATIONAL ACTIVITIES, HEALTH, EDUCATION, AND WELFARE	75 2973	1,077,131.52	FEDERAL CONTRIBUTIONS, FEDERAL SUPPLEMENTARY MEDICAL INSURANCE TRUST FUND (42 USC 1395T)	20 8004.1	6,385,562,975.85
REPAYMENTS OF ALL OTHER LOAN TRANSACTIONS, HIGHER EDUCATIONAL ACTIVITIES, HEALTH, EDUCATION, AND WELFARE	75 2579	94,941.23	INTEREST ON REIMBURSEMENT OF ADMINISTRATIVE AND VOCATIONAL REHABILITATION EXPENSES, FEDERAL SUPPLEMENTARY MEDICAL INSURANCE TRUST FUND (42 USC 1355T)	20 8004.25	-216,961.11
REPAYMENTS OF LOANS, COMMUNITY FACILITIES AND SERVICES, HEALTH, EDUCATION, AND WELFARE	75 2993	1,280,762.72	FEDERAL HOSPITAL INSURANCE TRUST FUND (45 USC 228E (K))	20 8005.5	17,239,001.00
RECOVERIES FOR GOVERNMENT PROPERTY LOST OR DAMAGED, NOT OTHERWISE CLASSIFIED	75 2996	2,027.50	FEDERAL PAYMENTS FOR MILITARY SERVICE CREDITS, FEDERAL HOSPITAL INSURANCE TRUST FUND (42 USC 417)	20 8005.6	142,997,000.00
MISCELLANEOUS RECOVERIES OF EXCESS PROFITS AND COSTS	75 3019	7,585.29	FEDERAL PAYMENTS FOR TRANSITIONAL COVERAGE, FEDERAL HOSPITAL INSURANCE TRUST FUND (42 USC 1395 I)	20 8005.8	687,941,000.00
REFUNDS OF ERRONEOUS PAYMENTS	75 3032	47,906.48	VOCATIONAL REHABILITATION EXPENSES, FEDERAL HOSPITAL INSURANCE TRUST FUND (42 USC 1395 I)	20 8005.25	-87,532.00
MISCELLANEOUS RECOVERIES AND REFUNDS, NOT OTHERWISE CLASSIFIED	75 3061	6.60	REVIEW ORGANIZATIONS REVIEWS, FEDERAL HOSPITAL INSURANCE TRUST FUND	20 8005.75	29,000,000.00
SPECIAL FUND ACCOUNTS:			FEDERAL PAYMENTS FOR MILITARY SERVICE CREDITS, FUND (42 USC 417)	20 8006.6	384,724,000.00
LAND AND WATER CONSERVATION FUND, SURPLUS PROPERTY SALES (16 USC 469L-5)	75 5005.2	1,152,396.14	FEDERAL OLD-AGE AND SURVIVORS INSURANCE TRUST FUND (42 USC 428 (G))	20 8006.7	228,233,000.00
TRUST FUND ACCOUNTS:			INTEREST ON REIMBURSEMENT OF ADMINISTRATIVE AND VOCATIONAL REHABILITATION EXPENSES, FEDERAL OLD-AGE AND SURVIVORS INSURANCE TRUST FUND (42 USC 401)	20 8005.25	-1,793,572.00
OTHER, FEDERAL SUPPLEMENTARY MEDICAL INSURANCE TRUST FUND (42 USC 1395T)	20 8004.41	5,601.10			
OTHER, FEDERAL HOSPITAL INSURANCE TRUST FUND (42 USC 1395 I)	20 8005.41	7,791.83			
OTHER, FEDERAL OLD-AGE AND SURVIVORS INSURANCE TRUST FUND (42 USC 401)	20 8006.41	52,572.33			
OTHER, FEDERAL DISABILITY INSURANCE TRUST FUND (42 USC 401)	20 8007.41	19,848.77			

TABLE B - RECEIPTS BY ORGANIZATIONAL UNIT

CLASSIFICATION	RECEIPT SYMBOL	AMOUNT	CLASSIFICATION	RECEIPT SYMBOL	AMOUNT
DEPARTMENT OF HEALTH, EDUCATION, AND WELFARE-CONTINUED			DEPARTMENT OF HEALTH, EDUCATION, AND WELFARE-CONTINUED		
INTRABUDGETARY RECEIPTS DEDUCTED BY AGENCY-CONTINUED			UNDISTRIBUTED OFFSETTING RECEIPTS-CONTINUED		
TRUST FUND ACCOUNTS-CONTINUED			TRUST FUND ACCOUNTS-CONTINUED		
FEDERAL PAYMENTS FOR MILITARY SERVICE CREDITS, FEDERAL DISABILITY INSURANCE TRUST FUND (42 USC 417)	20 8007.6	\$128,003.00	INTEREST ON INVESTMENTS, PATIENTS' BENEFIT FUND, PUBLIC HEALTH SERVICE HOSPITALS (42 USC 715)	75 8889.2	\$1,632.67
INTEREST ON REIMBURSEMENT OF ADMINISTRATIVE AND VOCATIONAL REHABILITATION EXPENSES, FEDERAL DISABILITY INSURANCE TRUST FUND (42 USC 401)	20 8007.25	2,158,065.00	TOTAL, UNDISTRIBUTED OFFSETTING RECEIPTS		4,677,389,791.57
RECEIPTS FROM FEDERAL OLD-AGE AND SURVIVORS AND DISABILITY INSURANCE TRUST FUNDS, RAILROAD RETIREMENT ACCOUNT (45 USC 228E (K) (E))	60 8011.3	1,618,461,600.00	TOTAL, DEPARTMENT OF HEALTH, EDUCATION, AND WELFARE		118,684,456,127.44
TOTAL INTRABUDGETARY RECEIPTS DEDUCTED BY AGENCY		9,669,326,903.65	DEPARTMENT OF HOUSING AND URBAN DEVELOPMENT		
UNDISTRIBUTED OFFSETTING RECEIPTS			BUDGET RECEIPTS		
TRUST FUND ACCOUNTS:			GENERAL FUND ACCOUNTS:		
INTEREST AND PROFITS ON INVESTMENTS, FEDERAL SUPPLEMENTARY MEDICAL INSURANCE TRUST FUND (42 USC 1355T)	20 8014.2	229,765,131.16	FINES, PENALTIES, AND FORFEITURES, IMMIGRATION AND LABOR LAWS	86 1003	56,468.52
INTEREST AND PROFITS ON INVESTMENTS IN PUBLIC DEBT SECURITIES, FEDERAL HOSPITAL INSURANCE TRUST FUND (42 USC 1395 I)	20 8015.2	777,457,848.32	FINES, PENALTIES, AND FORFEITURES, CUSTOMS, COMMERCE AND ANTI-TRUST LAWS	86 1004	3,265
TRANSFERS FROM GENERAL FUND OF AMOUNTS EQUAL TO FEDERAL EMPLOYER CONTRIBUTIONS FOR FICA TAXES, FEDERAL HOSPITAL INSURANCE TRUST FUND (42 USC 1395I)	20 8015.12	276,000,000.00	FORFEITURES OF UNCLAIMED MONEY AND PROPERTY	86 1005	4.82
INTEREST AND PROFITS ON INVESTMENTS IN PARTICIPATION CERTIFICATES, FEDERAL HOSPITAL INSURANCE TRUST FUND (42 USC 1395 I)	20 8005.22	2,600,000.00	FINES, PENALTIES, AND FORFEITURES, NOT OTHERWISE CLASSIFIED	86 1009	78,683.66
INTEREST AND PROFITS ON INVESTMENTS IN PUBLIC DEBT SECURITIES, FEDERAL OLD-AGE AND SURVIVORS INSURANCE TRUST FUND (42 USC 401)	20 8016.2	2,127,057,611.31	SPECIAL FUND ACCOUNTS:		
TRANSFERS FROM GENERAL FUND OF AMOUNTS EQUAL TO FEDERAL EMPLOYER CONTRIBUTIONS FOR FICA TAXES, FEDERAL OLD-AGE AND SURVIVORS INSURANCE TRUST FUND (42 USC 401)	20 8015.12	276,000,000.00	INTERSTATE LAND SALES FUND, HOUSING AND URBAN DEVELOPMENT (15 USC 1794 (a))	86 5271	342,063.02
INTEREST AND PROFITS ON INVESTMENTS IN PARTICIPATION CERTIFICATES, FEDERAL OLD-AGE AND SURVIVORS INSURANCE TRUST FUND (42 USC 401)	20 8006.22	33,000,000.00	TOTAL, BUDGET RECEIPTS		517,553.31
INTEREST AND PROFITS ON INVESTMENTS IN PUBLIC DEBT SECURITIES, FEDERAL DISABILITY INSURANCE TRUST FUND (42 USC 401)	20 8007.2	249,190,382.45	PROPRIETARY RECEIPTS FROM THE PUBLIC		
TRANSFERS FROM GENERAL FUND OF AMOUNTS EQUAL TO FEDERAL EMPLOYER CONTRIBUTIONS FOR FICA TAXES, FEDERAL DISABILITY INSURANCE TRUST FUND (42 USC 401)	20 8007.12	154,000,000.00	GENERAL FUND ACCOUNTS:		
INTEREST ON INVESTMENTS, PUBLIC HEALTH SERVICE UNCONDITIONAL GIFT FUND (42 USC 219)	75 8249.2	5,677.79	MISCELLANEOUS INTEREST COLLECTIONS, NOT OTHERWISE CLASSIFIED	86 1499	1,141,086.64
INTEREST ON INVESTMENTS, PUBLIC HEALTH SERVICE UNCONDITIONAL GIFT FUND (42 USC 219)	75 8254.2	7,974.89	RENT OF REAL PROPERTY, NOT OTHERWISE CLASSIFIED	86 1830	75,811.92
HOSPITAL UNCONDITIONAL GIFT FUND, ALCOHOL, DRUG ABUSE, AND MENTAL HEALTH ADMINISTRATION (74 USC 181-184)	75 8555.2	3,603.15	RENT OF EQUIPMENT AND OTHER PERSONAL PROPERTY	86 1841	18,000.00

TABLE B - RECEIPTS BY ORGANIZATIONAL UNIT

CLASSIFICATION	RECEIPT SYMBOL	AMOUNT	CLASSIFICATION	RECEIPT SYMBOL	AMOUNT
DEPARTMENT OF HOUSING AND URBAN DEVELOPMENT-CONTINUED					
PROPRIETARY RECEIPTS FROM THE PUBLIC-CONTINUED					
GENERAL FUND ACCOUNTS-CONTINUED			TRUST FUND ACCOUNTS-CONTINUED		
SALE OF OTHER REAL PROPERTY, NOT OTHERWISE CLASSIFIED	86 2629	\$122,634.83	FUNDS CONTRIBUTED FOR THE ADVANCEMENT OF THE INDIAN RACE, BUREAU OF INDIAN AFFAIRS (25 USC 451)	14 8563.1	\$761,625.65
PROCEEDS FROM SALE OF EQUIPMENT AND OTHER PERSONAL PROPERTY, NOT OTHERWISE CLASSIFIED	86 2649	2,182,274.96	TOTAL, BUDGET RECEIPTS		156,252,383.35
SALE OF SCRAP AND SALVAGE MATERIALS	86 2651	3,500.00	PROPRIETARY RECEIPTS FROM THE PUBLIC		
MISCELLANEOUS RECOVERIES AND REFUNDS, NOT OTHERWISE CLASSIFIED	86 3099	93,783.80	GENERAL FUND ACCOUNTS:		
TOTAL, PROPRIETARY RECEIPTS FROM THE PUBLIC		3,653,303.35	INTEREST ON LOANS TO STATES, MUNICIPALITIES, AND OTHER PUBLIC BODIES, NOT OTHERWISE CLASSIFIED	14 1449	2,115,487.62
TOTAL, DEPARTMENT OF HOUSING AND URBAN DEVELOPMENT		4,170,856.66	INTEREST ON OTHER LOANS TO INDIVIDUALS AND PRIVATE ORGANIZATIONS	14 1453	14,639.10
DEPARTMENT OF THE INTERIOR					
BUDGET RECEIPTS					
GENERAL FUND ACCOUNTS:			MISCELLANEOUS INTEREST COLLECTIONS, NOT OTHERWISE CLASSIFIED	14 1499	254,221.90
REGISTRATION AND FILING FEES	14 0851	31,813,575.13	MISCELLANEOUS DIVIDENDS AND EARNINGS, NOT OTHERWISE CLASSIFIED	14 1699	16,160.90
FEES FOR LEGAL AND JUDICIAL SERVICES, NOT OTHERWISE CLASSIFIED	14 1869	67,532.26	RENT AND BONUSES FROM LAND LEASES FOR RESOURCE EXPLORATION AND EXTRACTION	14 1811	9,819,313.27
MISCELLANEOUS FEES FOR REGULATORY AND JUDICIAL SERVICES, NOT OTHERWISE CLASSIFIED	14 1891	4,479.52	RENT OF LAND, NOT OTHERWISE CLASSIFIED	14 1812	8,111,139.99
FINES, PENALTIES, AND FORFEITURES, CUSTOMS, COMMERCE AND ANTITRUST LAWS	14 1040	19,803.00	RENT OF REAL PROPERTY, NOT OTHERWISE CLASSIFIED	14 1813	1,116,812.67
FORFEITURES OF UNCLAIMED MONEY AND PROPEKTY	14 1060	11,633.05	RENT OF EQUIPMENT AND OTHER PERSONAL PROPERTY	14 1843	6,1472.42
FINES, PENALTIES, AND FORFEITURES, MINE SAFETY AND HEALTH ADMINISTRATION	14 1080	5,591,732.13	ROYALTIES ON NATURAL RESOURCES, NOT OTHERWISE CLASSIFIED	14 2039	35,217,881.99
FINES, PENALTIES, AND FORFEITURES, NOT OTHERWISE CLASSIFIED	14 1099	131,608.54	ROYALTIES ON PATENTS, TRADEMARKS, AND COPYRIGHTS	14 2040	30.00
CONTRIBUTIONS TO CONSCIENCE FUND	14 1210	392.55	SALE OF AGRICULTURAL PRODUCTS, LIVESTOCK AND LIVESTOCK PRODUCTS	14 2210	10,117.57
GIFTS TO THE UNITED STATES, NOT OTHERWISE CLASSIFIED	14 1299	1,155.27	SALE OF TIMBER, WILDLIFE AND OTHER NATURAL LAND PRODUCTS, NOT OTHERWISE CLASSIFIED	14 2229	46,530,453.34
MISCELLANEOUS RECOVERIES FROM THE ABANDONED MINE RECLAMATION FUND	14 3099.1	36,647,100.00	SALE AND TRANSMISSION OF ELECTRIC ENERGY, FALCON DAM	14 2245	8,384.91
SPECIAL FUND ACCOUNTS:			SALE OF POWER AND OTHER UTILITIES, NOT OTHERWISE CLASSIFIED	14 2249	22,394,422.48
COAL MINING RECLAMATION FEES, OFFICE OF SURFACE MINING RECLAMATION AND ENFORCEMENT	14 5015.1	68,795,540.75	SALE OF NATIONAL ATLAS OF THE UNITED STATES, GEOLOGICAL SURVEY	14 2251	19,286.35
INTEREST ON LATE PAYMENT OF COAL MINING RECLAMATION FEES, OFFICE OF SURFACE MINING			SALE OF MISCELLANEOUS PRODUCTS AND BY-PRODUCTS, NOT OTHERWISE CLASSIFIED	14 2259	5,320,329.11
RECLAMATION AND ENFORCEMENT	14 5015.2	1,648.81	FEES AND OTHER CHARGES FOR ACCOUNTING AND AUDITING SERVICES	14 2299	45,592.50
MIGRATORY BIRD HUNTING STAMPS (16 USC 718D)	14 5137	11,218,953.27	SERVICE CHARGES FOR ALLOTMENTS OF PAY FOR SAVINGS ACCOUNTS (P.L. 90-365)	14 2412	21,436.12
TRUST FUND ACCOUNTS:			FEES AND OTHER CHARGES FOR PROGRAM ADMINISTRATION SERVICES	14 2417	41,253.53
DONATIONS TO NATIONAL PARK SERVICE (16 USC 6)	14 8037	804,722.45	FEES AND OTHER CHARGES FOR OTHER SERVICES	14 2419.1	2,974,511.61
CONTRIBUTION FOR JEFFERSON NATIONAL EXPANSION MEMORIAL (16 USC 450 JJ)			FEES AND OTHER CHARGES FOR SERVICE	14 2419.2	7,955.51
FINES, PENALTIES, AND FORFEITURES, INDIAN TRIBAL FUNDS (31 USC 66 31 USC 725 5)	14 8068	125,000.00	FREEDOM OF INFORMATION ACT COMMISSIONS ON TELEPHONE PAY STATIONS	14 2419.3	2,846.13
	14 8365.31	264,984.67	FEES AND OTHER CHARGES FOR COMMUNICATION AND TRANSPORTATION SERVICES, NOT OTHERWISE CLASSIFIED	14 2423	30,545.03
			CHARGES FOR SUBSISTENCE, LAUNDRY AND HEALTH SERVICES	14 2429	6,375.81
				14 2430	43,440.28

TABLE B - RECEIPTS BY ORGANIZATIONAL UNIT

CLASSIFICATION	RECEIPT SYMBOL	AMOUNT	CLASSIFICATION	RECEIPT SYMBOL	AMOUNT
DEPARTMENT OF THE INTERIOR-CONTINUED					
PROPRIETARY RECEIPTS FROM THE PUBLIC-CONTINUED					
GENERAL FUND ACCOUNTS-CONTINUED			DEPARTMENT OF THE INTERIOR-CONTINUED		
CHARGES FOR TESTING, INSPECTION AND GRADING SERVICES, NOT OTHERWISE CLASSIFIED	14 2449	\$55,054.05	SPECIAL FUND ACCOUNTS-CONTINUED		
ADMISSION PERMITS AND FEES	14 2464	8,222.65	SALE OF PUBLIC DOMAIN, RECLAMATION FUND, INTERIOR (43 USC 391A)	14 5009.29	\$2,142,204.28
BUSINESS CONCESSIONS	14 2465	3,999,823.57	RECEIPTS FROM MINERAL LEASING, PUBLIC LANDS (ACT FEBRUARY 25, 1920, AS AMENDED) (39 USC 191, 286)	14 5013	201,693,758.61
FEES AND OTHER CHARGES FOR SPECIAL BENEFITS, NOT OTHERWISE CLASSIFIED	14 2469	886,612.92	LAND AND WATER CONSERVATION FUND, SURPLUS PROPERTY SALES (16 USC 460L-5)	14 5015.2	89,748.98
OTHER FEES AND CHARGES FOR MISCELLANEOUS SERVICES	14 2499	3,122,068.23	ANNUAL ADMISSION RECREATION PERMIT, GOLDEN EAGLE PASSPORT, NATIONAL PARK SERVICE, INTERIOR (16 USC 460L-6A)	14 5006.1	1,696,817.71
SALE OF PUBLIC DOMAIN, NOT OTHERWISE CLASSIFIED	14 2619	57,597.32	SPECIAL RECREATION USE FEES, NATIONAL PARK SERVICE, INTERIOR (16 USC 460L-6A)	14 5006.1	15,583,958.44
PROCEEDS FROM SALE OF LAND, COLUMBIA BASIN LAND DEVELOPMENT PROGRAM (16 USC 835C-2)	14 2622	539,620.68	SPECIAL RECREATION USE FEES, BUREAU OF LAND MANAGEMENT, INTERIOR (16 USC 460L-6A)	14 5011	4,335,888.14
SALE OF OTHER REAL PROPERTY, NOT OTHERWISE CLASSIFIED	14 2629	37,450.76	RECEIPTS FROM GRAZING, ETC., PUBLIC LANDS OUTSIDE GRAZING DISTRICTS, BUREAU OF LAND MANAGEMENT (43 USC 3151)	14 5016	1,176,442.15
NET PROCEEDS FROM SURPLUS PROPERTY IN UNITED STATES (31 USC 725C)	14 2637	33,641.85	RIGHTS-OF-WAY COST RECOVERIES, BUREAU OF LAND MANAGEMENT	14 5017.1	8,361,813.77
PROCEEDS FROM SALE OF EQUIPMENT AND OTHER PERSONAL PROPERTY, NOT OTHERWISE CLASSIFIED	14 2649	1,292,929.93	FEES, CHARGES, COMMISSIONS, DEPOSITS, AND FORFEITURES, BUREAU OF LAND MANAGEMENT	14 5017.2	368,608.18
SALE OF SCRAP AND SALVAGE MATERIALS	14 2651	31,062.31	DEPOSITS FOR ROAD MAINTENANCE AND RECONSTRUCTION, BUREAU OF LAND MANAGEMENT	14 5018	2,482,113.86
REPAYMENT OF INVESTMENT IN LIQUIDATED ENTERPRISES AND SPECIAL FUNDS	14 2820	2,452,394.46	SPECIAL RECREATION USE FEES, UNITED STATES FISH AND WILDLIFE SERVICE, INTERIOR (16 USC 460L-6A)	14 5028	132,719.24
REPAYMENT OF OTHER DOMESTIC LOANS	14 2859	27,411.87	RECEIPTS FROM GRAZING, ETC., PUBLIC LANDS WITHIN GRAZING DISTRICTS, BUREAU OF LAND MANAGEMENT (43 USC 3151)	14 5032	2,592,001.35
REPAYMENT OF REIMBURSABLE CONSTRUCTION CHARGES, BUREAU OF INDIAN AFFAIRS (25 USC 386)	14 2881	419,781.52	RECEIPTS FROM GRAZING, ETC., PUBLIC LANDS WITHIN GRAZING DISTRICTS, MISCELLANEOUS, BUREAU OF LAND MANAGEMENT (43 USC 315)	14 5044	1,544.75
RECOVERIES OF REIMBURSABLE MAINTENANCE CHARGES, BUREAU OF INDIAN AFFAIRS	14 2883	37,642.88	RECEIPTS FROM OPERATIONS OF NORTH PLATTE PROJECT (GRAZING AND FORT LARAMIE, GCSHEN, AND PATHFINDER IRRIGATION DISTRICTS) (66 STAT. 755)	14 5058	20,895.33
REPAYMENTS ON MISCELLANEOUS RECOVERABLE COSTS, NOT OTHERWISE CLASSIFIED	14 2889	2,413,172.64	COMMEMORATIVE ACTIVITIES FUND, NATIONAL PARK SERVICE, INTERIOR	14 5177	251,778.58
REPAYMENTS OF LOANS, ADMINISTRATION OF TERRITORIES, TERRITORIAL AFFAIRS, INTERIOR	14 2902	811,130.44	NATIONAL WILDLIFE REFUGE FUND, UNITED STATES FISH AND WILDLIFE SERVICE (16 USC 7155)	14 5091	4,182,507.29
RECOVERIES FOR GOVERNMENT PROPERTY LOST OR DAMAGED, NOT OTHERWISE CLASSIFIED	14 3019	68,778.13	DEVELOPMENT PROJECTS, UNITED STATES FISH AND WILDLIFE SERVICE (16 USC 460D)	14 5092	192,935.53
REFUNDS OF ERRONEOUS PAYMENTS	14 3060	3,186.41	REVENUES, INDIAN ARTS AND CRAFTS BOARD (75 USC 319C)	14 5131	9,511.11
RECOVERIES FOR BREACH OF CONTRACT	14 3081	60,320.27	GRAZING FEES FOR RANGE IMPROVEMENTS, TAYLOR GRAZING ACT, AS AMENDED (87 STAT. 430)	14 5132	9,614,572.59
MISCELLANEOUS RECOVERIES AND REFUNDS, NOT OTHERWISE CLASSIFIED	14 3199	3,471,821.74	SALE OF PUBLIC LAND AND MATERIALS, 5 PERCENT FUND TO STATES (65 STAT. 252)	14 5133	547,357.13
SPECIAL FUND ACCOUNTS:					
PRINCIPAL REPAYMENTS, LOAN PROGRAM, RECLAMATION FUND, INTERIOR (43 USC 391)	14 5001.1	4,984,219.82	MONEY'S DUE OKLAHOMA FROM ROYALTIES, OIL AND GAS, SOUTH HALF OF RED RIVER, ACT MARCH 4, 1923, AS AMENDED (65 STAT. 252)	14 5134	2,296.86
MISCELLANEOUS INTEREST, RECLAMATION FUND, INTERIOR (43 USC 391A)	14 5001.21	2,919,561.51	FEES FROM LEASED GRAZING LANDS, PICKER ACT (65 STAT. 252)	14 5135	1,271.51
FEES FOR SPECIAL BENEFITS, RECLAMATION FUND, INTERIOR (43 USC 391A)	14 5001.22	1,456,116.47	SALE OF TIMBER AND OTHER PRODUCTS FROM THE REVESTED OREGON AND CALIFORNIA GRANT LANDS (25 PERCENT) (87 STAT. 429)	14 5136	43,144,867.99
RENT OF LAND, RECLAMATION FUND, INTERIOR (43 USC 391A)	14 5001.23	2,327,691.72			
ROYALTIES ON NATURAL RESOURCES, RECLAMATION FUND, INTERIOR (43 USC 391A)	14 5001.24	139,527,591.88			
SALE OF TIMBER AND OTHER PRODUCTS, RECLAMATION FUND, INTERIOR (43 USC 391A)	14 5001.25	8,442,235.31			
SALE OF ELECTRIC ENERGY, BONNEVILLE POWER ADMINISTRATION, RECLAMATION FUND, INTERIOR (43 USC 391A)	14 5001.26	21,493,520.70			
SALE OF POWER AND OTHER UTILITIES, RECLAMATION FUND, INTERIOR (43 USC 391A)	14 5001.27	121,750,310.12			
IRRIGATION, MUNICIPAL AND INDUSTRIAL REPAYMENT CONTRACT COLLECTIONS, RECLAMATION FUND, INTERIOR (43 USC 391A)	14 5001.28	16,347,214.70			



TABLE B - RECEIPTS BY ORGANIZATIONAL UNIT

CLASSIFICATION	RECEIPT SYMBOL	AMOUNT	CLASSIFICATION	RECEIPT SYMBOL	AMOUNT
DEPARTMENT OF THE INTERICK-CONTINUED					
PROPRIETARY RECEIPTS FROM THE PUBLIC-CONTINUED					
SPECIAL FUND ACCOUNTS-CONTINUED			DEPARTMENT OF THE INTERICK-CONTINUED		
RECEIPTS FROM MINERAL DEPOSITS, LANDS PURCHASED FOR INDIANS IN OKLAHOMA, ACT JUNE 26, 1936 (25 USC 517)	14 5235	813,194	PROPRIETARY RECEIPTS FROM THE PUBLIC-CONTINUED		
DEPOSITS, OPERATION AND MAINTENANCE, INDIAN IRRIGATION SYSTEMS (66 STAT. 857)	14 5741	9,883,755.51	TRUST FUND ACCOUNTS-CONTINUED		
POWER REVENUES, INDIAN IRRIGATION PROJECTS (31 USC 7255-3)	14 5648	11,186,517.34	FEES FOR SERVICES, DEPOSITS, PROCEEDS OF LABOK, LABOK, INDIAN MONEY, AGENCIES, SCHOOLS, ETC. (25 USC 155)	14 8511.3	83,399,830.11
REVENUES, COLORADO RIVER CAM FUND, BOULDER CANYON PROJECT (43 USC 617A)	14 5656	9,875,239.15	INTEREST, OTHER DEPOSITS, PROCEEDS OF LABOK, (25 USC 155)	14 8511.22	2,934,911.52
SALE OF WATER, SEC. 4A (D), MINERAL LEASING ACT OF 1921 (39 USC 229A)	14 5662	3,119.77	RECEIPTS, TRUSTEE, ALASKA TOWNSHIPS (31 USC 7255)	14 8565	-8,746.86
DEPOSITS FOR EDUCATIONAL EXPENSES, CHILDREN OF EMPLOYEES, YELLOWSTONE NATIONAL PARK (16 USC 49C)	14 5663	410,281.10	BUDGET CLEARING ACCOUNTS:		
FEES FROM VISITORS TO GRAND TETON AND YELLOWSTONE NATIONAL PARKS, 25 PERCENT FUND	14 5666	22,639.41	BUDGET CLEARING ACCOUNT (SUSPENSE)	14F3875	5,06,923.33
FEES FROM LEASED FEDERALLY ACQUIRED PROPERTIES, INDEPENDENCE NATIONAL HISTORICAL PARK (16 USC 4075)	14 5667	13,836.97	TOTAL, PROPRIETARY RECEIPTS FROM THE PUBLIC		1,138,24,232.57
SALE OF PUBLIC LAND AND MATERIALS (58 STAT. 745)	14 5881	-1,355,835.93	INTRABUDGETARY RECEIPTS DEDUCTED BY AGENCY		
DEPOSITS, GREGG AND CALIFORNIA GRANT LANDS (43 USC 1181F)	14 5884	86,289,735.96	GENERAL FUND ACCOUNTS:		
RECEIPTS FROM NATIONAL GRASSLANDS, BUREAU OF LAND MANAGEMENT (7 USC 1612)	14 5896.11	529,216.35	CHARGES FOR SERVICES TO TRUST FUNDS	14 2414	28.68
COS BAY WAGON ROAD GRANT FUND (43 USC 1181D)	14 5897	-791,735.56	AWARDS OF INDIAN CLAIMS COMMISSION, INDIAN TRIBAL FUNDS (31 USC 668; 31 USC 7255)	14 8365.1	39,619,779.08
DEPOSITS, COCS BAY WAGON ROAD GRANT LANDS, 75 PERCENT FUND (43 USC 1181D)	14 5898	1,139,896.47	FEDERAL PAYMENT TO THE ALASKA NATIVE FUND	14 8365.12	3,000,000.00
TRUST FUND ACCOUNTS:					
CONTRIBUTIONS FOR ADMINISTRATION, PROTECTION, AND IMPROVEMENT OF GRAZING LANDS, BUREAU OF LAND MANAGEMENT	14 8069.1	667,387.55	TOTAL INTRABUDGETARY RECEIPTS DEDUCTED BY AGENCY		69,619,737.76
DEPOSITS, PUBLIC SURVEY WORK	14 8069.2	146,298.24	UNDISTRIBUTED OFFSETTING RECEIPTS		
DONATIONS FOR CADASTRAL SURVEYS AND CONVEYANCE OF UNFITTED LANDS, BUREAU OF LAND MANAGEMENT	14 8069.3	4,115.75	GENERAL FUND ACCOUNTS:		
DEPOSITS, RECLAMATION TRUST FUNDS (43 USC 355,396)	14 8071	4,936,26.69	RENT AND ROLNSES ON OUTER CONTINENTAL SHELF LANDS	14 1820	319,350,791.43
DEPOSITS, CONTRIBUTED FUNDS, UNITED STATES FISH AND WILDLIFE SERVICE (16 USC 661)	14 8216	2,323,893.31	ROYALTIES ON OUTER CONTINENTAL SHELF LANDS	14 2121	1,15,726,470.85
CONTRIBUTIONS, BUREAU OF MINES (31 USC 7255)	14 8287	73,538.31	SPECIAL FUND ACCOUNTS:		
INTEREST, OTHER (31 USC 66B)	14 8365.22	29,157,395.83	LAND AND WATER CONSERVATION FUND, RENT RECEIPTS		
RENT OF LAND, INDIAN TRIBAL FUNDS (31 USC 668; 31 USC 7255)	14 8365.32	12,182,012.73	OUTER CONTINENTAL SHELF LANDS (16 USC 461L-5)	14 5115.7	833,478,546.13
ROYALTIES, INDIAN TRIBAL FUNDS (31 USC 668; 31 USC 7255)	14 8365.33	71,125,021.70	HISTORIC PRESERVATION FUNDS, RECEIPTS		
SALE OF TIMBER, INDIAN TRIBAL FUNDS (31 USC 668; 31 USC 7255)	14 8365.34	66,723,527.44	OUTER CONTINENTAL SHELF LANDS	14 5140	1,000,000.00
SALE OF MINERALS, INDIAN TRIBAL FUNDS (31 USC 668; 31 USC 7255)	14 8365.35	34,157,911.62	TRUST FUND ACCOUNTS:		
FEES, INDIAN TRIBAL FUNDS (31 USC 668; 31 USC 7255)	14 8365.36	12,911,851.14	INTEREST ON ENDOWMENT FUND, PRESERVATION, BIRTHPLACE OF ABRAHAM LINCOLN (16 USC 212)	14 8052	2,540,000.00
SALE OF REAL PROPERTY, INDIAN TRIBAL FUNDS (31 USC 668; 31 USC 7255)	14 8365.37	386,631.95	INTEREST ON INVESTMENTS, BEQUEST OF GEORGE C. EDGETER FOR RELIEF OF INDIGENT AMERICAN INDIANS (25 USC 451)	14 8063.2	2,812.51
MISCELLANEOUS RECOVERIES AND FUNDS, INDIAN TRIBAL FUNDS (31 USC 668; 31 USC 7255)	14 8365.38	6,286,139.84	INTEREST ON INVESTMENTS IN FEDERAL SECURITIES AND FUNDS ON DEPOSIT IN TREASURY (31 USC 668; 31 USC 7255)	14 8365.21	875,800.28
SALE OF AGRICULTURAL PRODUCTS, DEPOSITS, PROCEEDS OF LABOK, INDIAN MONEY, AGENCIES, SCHOOLS, ETC. (25 USC 155)	14 8511.1	1,139,896.47	AND FUNDS ON DEPOSIT IN FEDERAL SECURITIES (31 USC 668; 31 USC 7255)	14 8365.21	495,482.36

TABLE B - RECEIPTS BY ORGANIZATIONAL UNIT

CLASSIFICATION	RECEIPT SYMBOL	AMOUNT	CLASSIFICATION	RECEIPT SYMBOL	AMOUNT
DEPARTMENT OF THE INTERIOR--CONTINUED					
UNDISTRIBUTED OFFSETTING RECEIPTS--CONTINUED					
TRUST FUND ACCOUNTS--CONTINUED					
INTEREST ON INVESTMENTS, FUNDS CONTRIBUTED FOR THE ADVANCEMENT OF THE INDIAN RACE, BUREAU OF INDIAN AFFAIRS (25 USC 451) . . . . .		-38,963.68			
TOTAL, UNDISTRIBUTED OFFSETTING RECEIPTS . . . . .		2,259,883,418.87			
TOTAL, DEPARTMENT OF THE INTERIOR . . . . .		3,623,169,762.55			
DEPARTMENT OF JUSTICE					
BUDGET RECEIPTS					
GENERAL FUND ACCOUNTS:					
IMMIGRATION, PASSPORT AND CONSULAR FEES . . . . .	15 1833	15,942,613.16			
REGISTRATION AND FILING FEES . . . . .	15 1853	2,653,013.57			
FEES FOR LEGAL AND JUDICIAL SERVICES, NOT OTHERWISE CLASSIFIED . . . . .	15 1869	1,862,959.46			
FINES, PENALTIES, AND FORFEITURES, IMMIGRATION AND LABOR LAWS . . . . .	15 1833	3,949,474.11			
FINES, PENALTIES, AND FORFEITURES, MARQUETTE, PROHIBITION AND ALCOHOL LAWS . . . . .	15 1451	287,352.83			
FORFEITURES OF UNCLAIMED MONEY AND PROBATEY, FINES, PENALTIES, AND FORFEITURES, NOT OTHERWISE CLASSIFIED . . . . .	15 1463	357,953.74			
CONTRIBUTIONS TO CONSCIENCE FUND . . . . .	15 1099	1,266,234.83			
GIFTS TO THE UNITED STATES, NOT OTHERWISE CLASSIFIED . . . . .	15 1213	657.73			
TOTAL, BUDGET RECEIPTS . . . . .		18,178,885			
TOTAL, DEPARTMENT OF JUSTICE . . . . .		26,335,374.81			
PROPRIETARY RECEIPTS FROM THE PUBLIC					
GENERAL FUND ACCOUNTS:					
INTEREST ON PUBLIC DEPOSITS . . . . .	15 1482	13,074,137			
MISCELLANEOUS INTEREST COLLECTIONS, NOT OTHERWISE CLASSIFIED . . . . .	15 1499	284,199.29			
MISCELLANEOUS DIVIDENDS AND EARNINGS, NOT OTHERWISE CLASSIFIED . . . . .	15 1699	6,250,97			
RENT OF LAND, NOT OTHERWISE CLASSIFIED . . . . .	15 1812	4,211.57			
ROYALTIES ON NATURAL RESOURCES, NOT OTHERWISE CLASSIFIED . . . . .	15 1833	16,498.31			
SALE OF TIMBER, WILDLIFE AND OTHER NATURAL LAND PRODUCTS, NOT OTHERWISE CLASSIFIED . . . . .	15 2039	123.51			
SALE OF PUBLICATIONS AND REPRODUCTIONS, NOT OTHERWISE CLASSIFIED . . . . .	15 2229	3,945.97			
SALES OF MISCELLANEOUS PRODUCTS AND BY-PRODUCTS, NOT OTHERWISE CLASSIFIED . . . . .	15 2259	1,589.73			
FEES AND OTHER CHARGES FOR ACCREDITING AND AUDITING SERVICES . . . . .	15 2299	1,871.61			
SERVICE CHARGES FOR ALLOWMENTS OF PAY FOR SAVINGS ACCOUNTS (P.L. 90-365) . . . . .	15 2412	6,979.86			
TOTAL, DEPARTMENT OF JUSTICE . . . . .		72,299.26			
DEPARTMENT OF JUSTICE--CONTINUED					
PROPRIETARY RECEIPTS FROM THE PUBLIC--CONTINUED					
GENERAL FUND ACCOUNTS--CONTINUED					
FEES AND OTHER CHARGES FOR PROGRAM ADMINISTRATION SERVICES . . . . .	15 2419.1	\$112,692.38			
FEES AND OTHER CHARGES FOR OTHER SERVICES . . . . .	15 2419.2	193,766.31			
FEES AND OTHER CHARGES FOR SERVICES, FREEDOM OF INFORMATION ACT STATIONS . . . . .	15 2419.3	178,794.18			
COMMISSIONS ON TELEPHONE PAY STATIONS . . . . .	15 2423	9,884.97			
TRANSPORTATION SERVICES, NOT OTHERWISE CLASSIFIED . . . . .	15 2429	1,239.91			
BUSINESS CONCESSIONS . . . . .	15 2465	346.23			
OTHER FEES AND CHARGES FOR MISCELLANEOUS SERVICES . . . . .	15 2499	3,524,881.85			
NET PROCEEDS FROM SURPLUS AND EXCESS PROPERTY IN FOREIGN AREAS . . . . .	15 2633	1,048.76			
NET PROCEEDS FROM SURPLUS PROPERTY IN UNITED STATES (31 USC 725C) . . . . .	15 2637	11,785.76			
PROCEEDS FROM SALE OF EQUIPMENT AND OTHER PERSONAL PROPERTY, NOT OTHERWISE CLASSIFIED . . . . .	15 2649	1,122,749.81			
SALE OF SCRAP AND SALVAGE MATERIALS . . . . .	15 2651	61,111.43			
REPAYMENTS OF LOANS, LAW ENFORCEMENT ASSISTANCE ADMINISTRATION . . . . .	15 2914	61,598.00			
RECOVERIES FOR GOVERNMENT PROPERTY LOST OR DAMAGED, NOT OTHERWISE CLASSIFIED . . . . .	15 3.19	192,757.65			
REFUNDS OF EMERGENCY PAYMENTS . . . . .	15 3061	2,431.26			
MISCELLANEOUS RECOVERIES AND REFUNDS, NOT OTHERWISE CLASSIFIED . . . . .	15 3099	1,521,374.90			
BUDGET CLEARING ACCOUNTS (SUSPENSE) . . . . .		-877,326.42			
BUDGET CLEARING ACCOUNT (SUSPENSE) . . . . .		7,374,013.61			
TOTAL, PROPRIETARY RECEIPTS FROM THE PUBLIC . . . . .		33,419,388.42			
TOTAL, DEPARTMENT OF JUSTICE . . . . .		11,311,874,878.75			
DEPARTMENT OF LABOR					
BUDGET RECEIPTS					
GENERAL FUND ACCOUNTS:					
FINES, PENALTIES, AND FORFEITURES, IMMIGRATION AND LABOR LAWS . . . . .	16 1433	8,617,529.2			
FORFEITURES OF UNCLAIMED MONEY AND PROBATEY, FINES, PENALTIES, AND FORFEITURES, MINE SAFETY AND HEALTH ADMINISTRATION . . . . .	16 1461	1,185,037.16			
FINES, PENALTIES, AND FORFEITURES, NOT OTHERWISE CLASSIFIED . . . . .	16 1481	7,229,697.06			
TRUST FUND ACCOUNTS:					
REFUNDS OF TAXES, UNEMPLOYMENT TRUST FUND . . . . .	21 X8742	-42,189,733.12			
TRANSFERS FROM GENERAL FUND OF AMOUNTS EQUAL TO FUTA TAXES, UNEMPLOYMENT TRUST FUND (42 USC 1194) . . . . .	21 8042.1	2,642,700,000.00			
STATE ACCOUNTS, DEPOSITS BY STATES, UNEMPLOYMENT TRUST FUND (42 USC 1174) . . . . .	24 8042.3	11,311,874,878.75			

TABLE B - RECEIPTS BY ORGANIZATIONAL UNIT

CLASSIFICATION	RECEIPT SYMBOL	AMOUNT	CLASSIFICATION	RECEIPT SYMBOL	AMOUNT
DEPARTMENT OF LABOR-CONTINUED			DEPARTMENT OF LABOR-CONTINUED		
BUDGET RECEIPTS-CONTINUED			PROPRIETARY RECEIPTS FROM THE PUBLIC-CONTINUED		
TRUST FUND ACCOUNTS-CONTINUED			GENERAL FUND ACCOUNTS-CONTINUED		
RAILROAD UNEMPLOYMENT INSURANCE ACCOUNT, DEPOSITS BY RAILROAD RETIREMENT BOARD, UNEMPLOYMENT TRUST FUND (42 USC 1174)	20 8042.5	\$204,268,666.18	REFUNDS OF ERRONEOUS PAYMENTS	16 3161	\$301,111
RAILROAD UNEMPLOYMENT INSURANCE ADMINISTRATION FUND, DEPOSITS BY RAILROAD RETIREMENT BOARD, UNEMPLOYMENT TRUST FUND (42 USC 1174)	20 8042.6	13,613,897.44	MISCELLANEOUS RECOVERIES AND REFUNDS, NOT OTHERWISE CLASSIFIED	16 3099	770,483.11
RECEIPTS UNDER LONGSHOREMEN'S AND HARBOR WORKERS' COMPENSATION ACT, AS AMENDED (33 USC 944)	16 8130.1	4,128,143.54	BUDGET CLEARING ACCOUNTS:		
GIFTS AND BEQUESTS, NATIONAL COMMISSION FOR MANPOWER POLICY (87 STAT 874)	16 8131	30,000.00	BUDGET CLEARING ACCOUNT (SUSPENSE)	16F3875	-728,161.23
RECEIPTS UNDER WORKMEN'S COMPENSATION ACT, WITHIN THE DISTRICT OF COLUMBIA (33 USC 944)	16 8134.1	1,575,533.43	TOTAL, PROPRIETARY RECEIPTS FROM THE PUBLIC		
TRANSFER FROM GENERAL FUND, BLACK LUNG BENEFITS REVENUE ACT TAXES, BLACK LUNG DISABILITY TRUST FUND	20 8144.1	92,150,000.11	INTRABUDGETARY RECEIPTS DEDUCTED BY AGENCY		
TOTAL, BUDGET RECEIPTS		<u>13,963,886,539.61</u>	GENERAL FUND ACCOUNTS:		
PROPRIETARY RECEIPTS FROM THE PUBLIC			RECOVERY FROM THE BLACK LUNG DISABILITY TRUST FUND OF PAYMENTS PREVIOUSLY MADE FOR THE BLACK LUNG PROGRAM		
GENERAL FUND ACCOUNTS:				20 3097.2	89,333,162.11
MISCELLANEOUS INTEREST COLLECTIONS, NOT OTHERWISE CLASSIFIED	16 1499	1,123,093.86	TRUST FUND ACCOUNTS:		
ROYALTIES ON NATURAL RESOURCES, NOT OTHERWISE CLASSIFIED	16 2039	58.37	REPAYABLE ADVANCES FROM GENERAL FUND FOR FEDERAL UNEMPLOYMENT ACCOUNT, UNEMPLOYMENT TRUST FUND (42 USC 1173)		
SALE OF PUBLICATIONS AND REPRODUCTIONS, FREEDOM OF INFORMATION ACT	16 2252	40,617.43		20 8042.8	861,000,000.00
SALE OF PUBLICATIONS AND REPRODUCTIONS, NOT OTHERWISE CLASSIFIED	16 2259	64,228.17	REPAYABLE ADVANCES FROM GENERAL FUND FOR ADVANCES FOR EXTENDED BENEFITS, UNEMPLOYMENT TRUST FUND (42 USC 1133)		
FEES AND OTHER CHARGES FOR ACCOUNTING AND AUDITING SERVICES	16 2412	2,905.28		20 8042.9	185,000,000.00
SERVICE CHARGES FOR ALLOTMENTS OF PAY FOR SAVINGS ACCOUNTS (P.L. 90-365)	16 2417	15,633.18	REPAYABLE ADVANCE FROM GENERAL FUND, BLACK LUNG DISABILITY TRUST FUND		
FEES AND OTHER CHARGES FOR PROGRAM ADMINISTRATION SERVICES	16 2419.1	5,684,823.00		20 8144.5	18,924,037.56
FEES AND OTHER CHARGES FOR OTHER SERVICES	16 2419.2	4,659.69	TOTAL INTRABUDGETARY RECEIPTS DEDUCTED BY AGENCY		
FEES AND OTHER CHARGES FOR SERVICES, FREEDOM OF INFORMATION ACT	16 2419.3	22,065.81	<u>1,153,258,099.56</u>		
COMMISSIONS ON TELEPHONE PAY STATIONS	16 2423	512.43	UNDISTRIBUTED OFFSETTING RECEIPTS		
CHARGES FOR SUBSISTENCE, LAUNDRY AND HEALTH SERVICES	16 2430	30,197.74	TRUST FUND ACCOUNTS:		
CHARGES FOR TESTING, INSPECTION AND GRADING SERVICES, NOT OTHERWISE CLASSIFIED	16 2449	94,461.88	INTEREST AND PROFITS ON INVESTMENTS IN PUBLIC DEBT SECURITIES, UNEMPLOYMENT TRUST FUND (42 USC 1174)		
BUSINESS CONCESSIONS	16 2465	16,896.29		20 8042.2	266,286,141.20
FEES AND OTHER CHARGES FOR SPECIAL BENEFITS, NOT OTHERWISE CLASSIFIED	16 2469	50.00	INTEREST AND PROFITS ON INVESTMENTS UNDER LONGSHOREMEN'S AND HARBOR WORKERS' COMPENSATION ACT, AS AMENDED (33 USC 944)		
NET PROCEEDS FROM SURPLUS PROPERTY IN UNITED STATES (31 USC 775C)	16 2637	75,318.21		16 8130.2	273,457.50
PROCEEDS FROM SALE OF EQUIPMENT AND OTHER PERSONAL PROPERTY, NOT OTHERWISE CLASSIFIED	16 2649	16,329.51	INTEREST AND PROFITS ON INVESTMENTS, WORKMEN'S COMPENSATION ACT, WITHIN THE DISTRICT OF COLUMBIA (33 USC 944)		
SALE OF SCRAP AND SALVAGE MATERIALS	16 2651	16,154.75		16 8134.2	61,002.50
RECOVERIES FOR GOVERNMENT PROPERTY LOST OR DAMAGED, NOT OTHERWISE CLASSIFIED	16 3019	58,936.43	INTEREST AND PROFITS ON INVESTMENTS IN PUBLIC DEBT SECURITIES, BLACK LUNG DISABILITY TRUST FUND		
				20 8144.2	1,191,912.79
			TOTAL, UNDISTRIBUTED OFFSETTING RECEIPTS		
			<u>267,812,413.99</u>		
			TOTAL, DEPARTMENT OF LABOR		
			<u>15,392,166,617.76</u>		

TABLE B - RECEIPTS BY ORGANIZATIONAL UNIT

CLASSIFICATION	RECEIPT SYMBOL	AMOUNT	CLASSIFICATION	RECEIPT SYMBOL	AMOUNT
DEPARTMENT OF STATE					
BUDGET RECEIPTS					
GENERAL FUND ACCOUNTS:					
IMMIGRATION, PASSPORT AND CONSULAR FEES . . . . .	19 183	\$48,608,027.71	GENERAL FUND ACCOUNTS-CONTINUED		
MISCELLANEOUS FEES FOR REGULATORY AND JUDICIAL SERVICES, NOT OTHERWISE CLASSIFIED . . . . .	19 185	134,300.00	SALE OF POWER AND OTHER UTILITIES, NOT OTHERWISE CLASSIFIED . . . . .	19 2249	\$2,029,75
FORFEITURES OF UNCLAIMED MONEY AND PROPERTY . . . . .	19 189	7,180.00	SALE OF PUBLICATIONS AND REPRODUCTIONS, NOT OTHERWISE CLASSIFIED . . . . .	19 2259	3,741.12
FINES, PENALTIES, AND FORFEITURES, NOT OTHERWISE CLASSIFIED . . . . .	19 186	643.30	SALES OF MISCELLANEOUS PRODUCTS AND BY-PRODUCTS, NOT OTHERWISE CLASSIFIED . . . . .	19 2299	1,111.98
GIFTS TO THE UNITED STATES, NOT OTHERWISE CLASSIFIED . . . . .	19 1899	11,625.52	FEES AND OTHER CHARGES FOR ACCOUNTING AND AUDITING SERVICES . . . . .	19 2412	16,883.58
	19 1259	17,697.90	SERVICE CHARGES FOR ALLOTMENTS OF PAY FOR SAVINGS ACCOUNTS (P.L. 90-365) . . . . .	19 2417	7,127.14
TRUST FUND ACCOUNTS:					
DEDUCTIONS FROM EMPLOYEES SALARIES, FOREIGN SERVICE RETIREMENT AND DISABILITY FUND (22 USC 1171) . . . . .	19 8165.1	19,187,749.58	FEES AND OTHER CHARGES FOR PROGRAM ADMINISTRATION SERVICES . . . . .	19 2419.1	3,926.09
VOLUNTARY CONTRIBUTIONS, DONATIONS, SERVICE CREDIT PAYMENTS ETC., FOREIGN SERVICE RETIREMENT AND DISABILITY FUND (22 USC 1116) . . . . .	19 8186.3	1,49,137.41	FEES AND OTHER CHARGES FOR OTHER SERVICES . . . . .	19 2419.2	134,377.20
CONTRIBUTIONS, EDUCATIONAL AND CULTURAL EXCHANGE, STATE . . . . .	19 8580.1	53,378.49	COMMISSIONS ON TELEPHONE PAY STATIONS . . . . .	19 2423	348.33
GIFTS AND BEQUESTS, NATIONAL COMMISSION ON EDUCATIONAL, SCIENTIFIC, AND CULTURAL COOPERATION (22 USC 2870) . . . . .	19 8812	45,190.00	RECOVERIES, EXPENSES OF INTERNATIONAL SERVICE OF ICE OBSERVATION AND PATROL . . . . .	19 2474	924,441.11
DEPARTMENT OF STATE UNCONDITIONAL GIFT FUND (22 USC 805, 146) . . . . .	19 8821	1,147,618	TRANSPORTATION SERVICES, NOT OTHERWISE CLASSIFIED . . . . .	19 2429	539,883.78
CONDITIONAL GIFT FUND, GENERAL, DEPARTMENT OF STATE (22 USC 819, 146) . . . . .	19 8822.1	1,556,616.87	CHARGES FOR SUBSISTENCE, LAUNDRY AND HEALTH SERVICES . . . . .	19 2437	35.00
BUDGET CLEARING ACCOUNTS:					
DEDUCTIONS FROM EMPLOYEES SALARIES, FOREIGN SERVICE RETIREMENT AND DISABILITY FUND (SUSPENSE) . . . . .	67F8186.1	67,954.23	BUSINESS CONCESSIONS . . . . .	19 2465	835.8
VOLUNTARY CONTRIBUTIONS, DONATIONS, SERVICE CREDIT PAYMENTS ETC., FOREIGN SERVICE RETIREMENT AND DISABILITY FUND (SUSPENSE) . . . . .	67F8186.3	19,826.56	FEES AND OTHER CHARGES FOR SPECIAL BENEFITS, NOT OTHERWISE CLASSIFIED . . . . .	19 2469	1,717.50
RETIREMENT AND DISABILITY FUND (SUSPENSE) . . . . .	72F8186.3	-1,213,856.30	OTHER FEES AND CHARGES FOR MISCELLANEOUS SERVICES . . . . .	19 2459	9,881.27
TOTAL, BUDGET RECEIPTS . . . . .		69,946,329.75	SALE OF OTHER REAL PROPERTY, NOT OTHERWISE CLASSIFIED . . . . .	19 2629	48,858.00
PROPRIETARY RECEIPTS FROM THE PUBLIC					
INTEREST ON PUBLIC DEPOSITS . . . . .	19 1482	6,894.51	NET PROCEEDS FROM SURPLUS AND EXCESS PROPERTY IN FOREIGN AREAS . . . . .	19 2633	1,592.23
MISCELLANEOUS INTEREST COLLECTIONS, NOT OTHERWISE CLASSIFIED . . . . .	19 1499	294,948.38	PROCEEDS FROM SALE OF EQUIPMENT AND OTHER PERSONAL PROPERTY, NOT OTHERWISE CLASSIFIED . . . . .	19 2649	26,154.93
GAIN BY EXCHANGE . . . . .	19 1680	39.98	SALE OF SCRAP AND SALVAGE MATERIALS . . . . .	19 2651	51,319.85
RENT OF LAND, NOT OTHERWISE CLASSIFIED . . . . .	19 1812	11,137.37	SALE OF RECYCLABLE OFFICE WASTE PAPER . . . . .	19 2652	22.73
RENT OF REAL PROPERTY, NOT OTHERWISE CLASSIFIED . . . . .	19 1830	52,374.30	REPAYMENTS OF LOANS, DIPLOMATIC AND CONSULAR SERVICE, STATE . . . . .	19 2922	142,621.98
RENT OF EQUIPMENT AND OTHER PERSONAL PROPERTY . . . . .	19 1840	357.91	REPAYMENTS OF LOANS TO UNITED NATIONS (HEADQUARTERS), STATE . . . . .	19 2963	1,500,000.00
SALE AND TRANSMISSION OF ELECTRIC ENERGY, FALCON DAM . . . . .	19 2245	1,130,971.84	RECOVERIES FOR GOVERNMENT PROPERTY LOST OR DAMAGED, NOT OTHERWISE CLASSIFIED . . . . .	19 3019	73,164.34
			RECOVERIES OF CULTURAL PRESENTATIONS ABROAD . . . . .	19 3095	83.28
			MISCELLANEOUS RECOVERIES AND REFUNDS, NOT OTHERWISE CLASSIFIED . . . . .	19 3099	13,867,676.75
			BUDGET CLEARING ACCOUNTS:		
			BUDGET CLEARING ACCOUNT (SUSPENSE) . . . . .	19F3875	-4,678,825.35
			TOTAL, PROPRIETARY RECEIPTS FROM THE PUBLIC . . . . .		14,255,659.76

TABLE B - RECEIPTS BY ORGANIZATIONAL UNIT

CLASSIFICATION	RECEIPT SYMBOL	AMOUNT	CLASSIFICATION	RECEIPT SYMBOL	AMOUNT
DEPARTMENT OF STATE-CONTINUED					
INTRABUDGETARY RECEIPTS					
DEDUCTED BY AGENCY					
GENERAL FUND ACCOUNTS:					
REIMBURSEMENT BY PANAMA CANAL COMPANY FOR ANNUITY PAYMENT TO REPUBLIC OF PANAMA UNDER TREATY (64 STAT. 1141) . . . . .					
	38 2463	\$518,718.00			
TRUST FUND ACCOUNTS:					
RECEIPTS TRANSFERRED FROM FOREIGN SERVICE RETIREMENT AND DISABILITY FUND, CIVIL SERVICE RETIREMENT AND DISABILITY FUND (5 USC 8334) . . . . .					
	24 8135.6	453,019.96			
FEDERAL CONTRIBUTION, FOREIGN SERVICE RETIREMENT AND DISABILITY FUND (22 USC 1105, 1106) . . . . .					
	19 8186.8	131,627,000.00			
TOTAL INTRABUDGETARY RECEIPTS					
DEDUCTED BY AGENCY . . . . .					
		132,558,737.96			
UNDISTRIBUTED OFFSETTING RECEIPTS					
TRUST FUND ACCOUNTS:					
INTEREST ON INVESTMENTS, FOREIGN SERVICE RETIREMENT AND DISABILITY FUND (22 USC 1103) . . . . .					
	19 8186.2	19,964,722.35			
EMPLOYING AGENCY CONTRIBUTIONS, FOREIGN SERVICE RETIREMENT AND DISABILITY FUND (22 USC 1101) . . . . .					
	19 8186.4	19,167,749.58			
INTEREST ON INVESTMENTS, CONDITIONAL GIFT FUND, GENERAL, DEPARTMENT OF STATE (22 USC 805, 1446) . . . . .					
	19 8822.2	24,411.76			
BUDGET CLEARING ACCOUNTS:					
EMPLOYER CONTRIBUTIONS, FOREIGN SERVICE RETIREMENT AND DISABILITY FUND (SUSPENSE) . . . . .					
	67F8186.4	67,954.23			
TOTAL, UNDISTRIBUTED OFFSETTING RECEIPTS . . . . .					
		39,244,837.96			
TOTAL, DEPARTMENT OF STATE . . . . .					
		255,715,565.43			
DEPARTMENT OF TRANSPORTATION					
BUDGET RECEIPTS					
GENERAL FUND ACCOUNTS:					
REGISTRATION AND FILING FEES . . . . .					
	69 1851	1,242,418.79			
MISCELLANEOUS FEES FOR REGULATORY AND JUDICIAL SERVICES, NOT OTHERWISE CLASSIFIED . . . . .					
	69 1891	10.00			
FINES, PENALTIES, AND FORFEITURES, IMMIGRATION AND LABOR LAWS . . . . .					
	69 1031	24,283.45			
FINES, PENALTIES, AND FORFEITURES, CUSTOMS, COMMERCE AND ANTI-TRUST LAWS . . . . .					
	69 1061	4,387,197.88			
FORFEITURES OF UNCLAIMED MONEY AND PROPERTY . . . . .					
	69 1061	4,717.62			
FINES, PENALTIES, AND FORFEITURES, NOT OTHERWISE CLASSIFIED . . . . .					
	69 1099	1,220,946.84			
GIFTS TO THE UNITED STATES, NOT OTHERWISE CLASSIFIED . . . . .					
	69 1299	1.12			
DEPARTMENT OF TRANSPORTATION-CONTINUED					
BUDGET RECEIPTS-CONTINUED					
SPECIAL FUND ACCOUNTS:					
OIL POLLUTION FUND, COAST GUARD (33 USC 1161 (K)) 69 5168					
		\$7,144,492.68			
TRUST FUND ACCOUNTS:					
PAYMENT TO LAND AND WATER CONSERVATION FUND, HIGHWAY TRUST FUND . . . . .					
	20X8102	-34,071,000.00			
	20X8102	-137,447,286.01			
REFUNDS OF TAXES, HIGHWAY TRUST FUND . . . . .					
	20 8102.1	7,75,881,701.86			
REFUNDS OF TAXES, AIRPORT AND AIRWAY TRUST FUND . . . . .					
	20X8103	-2,418,343.05			
DEPOSITS, AIRPORT AND AIRWAY TRUST FUND (49 USC 1742) . . . . .					
	20 8103.1	1,328,058,441.74			
CONTRIBUTIONS FOR HIGHWAY RESEARCH PROGRAM (23 USC 307) . . . . .					
	69 8264	480,530.25			
DEPOSITS, COAST GUARD GENERAL GIFT FUND (19 USC 2601) . . . . .					
	69 8533	17,534.14			
DEPOSITS, GIFTS AND DONATIONS, NATIONAL HIGHWAY TRAFFIC SAFETY ADMINISTRATION . . . . .					
	69 8548	-1,656.00			
TOTAL, BUDGET RECEIPTS . . . . .					
		8,245,094,949.27			
PROPRIETARY RECEIPTS FROM THE PUBLIC					
GENERAL FUND ACCOUNTS:					
INTEREST ON OTHER LOANS TO INDIVIDUALS AND PRIVATE ORGANIZATIONS . . . . .					
	69 1453	92,510.45			
MISCELLANEOUS INTEREST COLLECTIONS, NOT OTHERWISE CLASSIFIED . . . . .					
	69 1499	6,566.32			
MISCELLANEOUS DIVIDENDS AND EARNINGS, NOT OTHERWISE CLASSIFIED . . . . .					
	69 1699	278.49			
RENT OF LAND, NOT OTHERWISE CLASSIFIED . . . . .					
	69 1812	327,388.27			
RENT OF REAL PROPERTY, NOT OTHERWISE CLASSIFIED . . . . .					
	69 1830	5,416,442.72			
RENT OF EQUIPMENT AND OTHER PERSONAL PROPERTY . . . . .					
	69 1840	38,359.51			
ROYALTIES ON NATURAL RESOURCES, NOT OTHERWISE CLASSIFIED . . . . .					
	69 2139	6,936.75			
SALE OF POWER AND OTHER UTILITIES, NOT OTHERWISE CLASSIFIED . . . . .					
	69 2249	2,778,112.94			
SALE OF NATIONAL ATLAS OF THE UNITED STATES, GEOLOGICAL SURVEY . . . . .					
	69 2251	35.00			
SALE OF PUBLICATIONS AND REPRODUCTIONS, FREEDOM OF INFORMATION ACT . . . . .					
	69 2252	1,655.02			
SALE OF PUBLICATIONS AND REPRODUCTIONS, NOT OTHERWISE CLASSIFIED . . . . .					
	69 2259	196,867.42			
SALES OF MISCELLANEOUS PRODUCTS AND BY-PRODUCTS, NOT OTHERWISE CLASSIFIED . . . . .					
	69 2259	3,918.77			
FEES AND OTHER CHARGES FOR ACCOUNTING AND AUDITING SERVICES . . . . .					
	69 2412	12,575.74			
SERVICE CHARGES FOR ALLOTMENTS OF PAY FOR SAVINGS ACCOUNTS (P.L. 90-365) . . . . .					
	69 2417	81,313.90			
FEES AND OTHER CHARGES FOR PROGRAM ADMINISTRATION SERVICES . . . . .					
	69 2419.1	27,515.72			
FEES AND OTHER CHARGES FOR OTHER SERVICES . . . . .					
	69 2419.2	611,879.24			
FEES AND OTHER CHARGES FOR SERVICES, FREEDOM OF INFORMATION ACT . . . . .					
	69 2419.3	1,474.88			
COMMISSIONS ON TELEPHONE PAY STATIONS . . . . .					
	69 2423	156,366.92			
LANDING FEES, AIRPORTS . . . . .					
	69 2476	6,352,773.23			

TABLE B - RECEIPTS BY ORGANIZATIONAL UNIT

CLASSIFICATION	RECEIPT SYMBOL	AMOUNT	CLASSIFICATION	RECEIPT SYMBOL	AMOUNT
DEPARTMENT OF TRANSPORTATION--CONTINUED					
PROPRIETARY RECEIPTS FROM THE PUBLIC--CONTINUED					
GENERAL FUND ACCOUNTS--CONTINUED			DEPARTMENT OF TRANSPORTATION--CONTINUED		
FEES FOR LOAN GUARANTEES, FEDERAL RAILROAD ADMINISTRATION	69 2427	\$373,688.87	UNDISTRIBUTED OFFSETTING RECEIPTS		
FEES AND OTHER CHARGES FOR COMMUNICATION AND TRANSPORTATION SERVICES, NOT OTHERWISE CLASSIFIED	69 2429	4,724,823.24	TRUST FUND ACCOUNTS:		
OVERTIME SERVICE, MARINE INSPECTION AND NAVIGATION (46 USC 382B)	69 2442	60,214.95	INTEREST, HIGHWAY TRUST FUND (23 USC 12j)	21 812.2	\$662,155,132.98
CHARGES FOR TESTING, INSPECTION AND UNLOADING SERVICES, NOT OTHERWISE CLASSIFIED	69 2449	5,950.50	INTEREST, AIRPORT AND AIRWAY TRUST FUND (49 USC 1742)	21 8163.2	219,227,365.25
DEPOSITS FOR SURVIVOR ANNUITY BENEFITS	69 2462	5,466.04	TOTAL, UNDISTRIBUTED OFFSETTING RECEIPTS		881,362,498.27
BUSINESS CONCESSIONS	69 2465	14,637,750.21	TOTAL, DEPARTMENT OF TRANSPORTATION		9,165,866,513.37
FEES AND OTHER CHARGES FOR SPECIAL BENEFITS, NOT OTHERWISE CLASSIFIED	69 2469	8,890.23	THE DEPARTMENT OF THE TREASURY		
OTHER FEES AND CHARGES FOR MISCELLANEOUS SERVICES	69 2499	7,438,358.11	BUDGET RECEIPTS		
SALE OF OTHER REAL PROPERTY, NOT OTHERWISE CLASSIFIED	69 2629	1,688,459.07	GENERAL FUND ACCOUNTS:		
NET PROCEEDS FROM SURPLUS PROPERTY IN UNITED STATES (31 USC 725C)	69 2637	21,633.00	WITHHELD INDIVIDUAL INCOME AND FICA TAXES	21 011.1	165,378,556,488.08
PROCEEDS OF SALES OF VESSELS, COAST GUARD (31 USC 725C)	69 2642	511,094.84	WITHHELD INDIVIDUAL INCOME AND FICA TAXES, (SUSPENSE)	21 011.1	-18,815,801.48
PROCEEDS FROM SALE OF EQUIPMENT AND OTHER PERSONAL PROPERTY, NOT OTHERWISE CLASSIFIED	69 2649	280,468.60	INDIVIDUAL INCOME TAX, OTHER	21 011.1	47,863,913,321.14
SALE OF SCRAP AND SALVAGE MATERIALS	69 2651	7,398.72	CORPORATION INCOME AND EXCESS PROFITS TAXES	21 011.1	65,389,145,326.69
SALE OF RECYCLABLE OFFICE WASTE/PAPER	69 2652	6.73	EXCISE TAXES	21 011.1	9,843,554,107.28
REPAYMENTS OF LOANS MADE FOR ADVANCED LAND ACQUISITION, URBAN MASS TRANSPORTATION ADMINISTRATION	69 2845	12,435.25	ESTATE AND GIFT TAXES	21 011.1	5,381,458,529.12
REPAYMENTS ON MISCELLANEOUS RECOVERABLE COSTS, NOT OTHERWISE CLASSIFIED	69 2889	9,888.00	MISCELLANEOUS TAXES, NOT OTHERWISE CLASSIFIED	21 011.1	12,933,891.98
RECOVERIES FOR GOVERNMENT PROPERTY LOST OR DAMAGED, NOT OTHERWISE CLASSIFIED	69 3719	145,295.06	CUSTOMS DUTIES (SEE TABLE E)	21 031.1	24,134,232,694.42
REFUNDS OF ERMONEUS PAYMENTS	69 3760	14,533.96	REFUNDS AND DRAWBACKS, UNITED STATES CUSTOMS SERVICE	21 060.3	-155,894,041.06
MISCELLANEOUS RECOVERIES AND REFUNDS, NOT OTHERWISE CLASSIFIED	69 3799	255,364.21	DEPOSIT OF EARNINGS, FEDERAL RESERVE SYSTEM	21 060.3	6,641,091,781.09
TRUST FUND ACCOUNTS:			REGISTRATION AND FILING FEES	21 060.3	20,916,000.00
ADVANCES FROM STATE COOPERATING AGENCIES, FEDERAL HIGHWAY ADMINISTRATION (23 USC 308 (A))	69 8154	26,129.66	CHARGES FOR EXPENSES, SETTLEMENT OF INTERNATIONAL CLAIMS	21 086.1	239,800,000.00
MISCELLANEOUS INTEREST, HIGHWAY TRUST FUND (31 USC 66B)	21 812.29	4,844.00	DEDUCTIONS FROM AWARDS OF MIXED CLAIMS	21 086.2	19,331.69
CONTRIBUTIONS FROM STATES, ETC., COOPERATIVE WORK, FOREST HIGHWAYS, FEDERAL HIGHWAY ADMINISTRATION (23 USC 131)	69 8265	639,511.56	FEES FOR LEGAL AND JUDICIAL SERVICES, NOT OTHERWISE CLASSIFIED	21 086.9	57.3
TECHNICAL ASSISTANCE, UNITED STATES DOLLARS ADVANCED FROM FOREIGN GOVERNMENTS, FEDERAL HIGHWAY ADMINISTRATION (23 USC 2315)	69 852.5	2,183,299.05	MISCELLANEOUS FEES FOR REGULATORY AND JUDICIAL SERVICES, NOT OTHERWISE CLASSIFIED	21 089.1	1,864,220.44
BUDGET CLEARING ACCOUNTS:			REFUNDING INTERNAL REVENUE COLLECTIONS	21 090.3	-37,883,511,427.43
PROCEEDS OF SALES, PERSONAL PROPERTY (SUSPENSE)	69F3845	1,200.00	FINES, PENALTIES, AND FORFEITURES, CUSTOMS, COMMERCE AND ANTI TRUST LAWS	21 104.0	16,456,182.34
BUDGET CLEARING ACCOUNT (SUSPENSE)	69F3875	-1,478,103.49	FINES, PENALTIES, AND FORFEITURES, MARKETING, PROHIBITION AND ALCOHOL LAWS	21 105.0	943,404.16
TOTAL, PROPRIETARY RECEIPTS FROM THE PUBLIC		39,493,650.83	FINES, PENALTIES, AND FORFEITURES, NOT OTHERWISE CLASSIFIED	21 109.9	-514,392.43
			CONTRIBUTIONS TO "CONSCIENCE FUND" TO THE UNITED STATES, NOT OTHERWISE CLASSIFIED	21 121.0	129,498.54
			REFUNDS OF MONEYS ERRONEOUSLY RECEIVED AND COVERED	21 129.9	875,449.76
			RECOVERY FROM HIGHWAY TRUST FUND REFUNDS OF TAXES	21 118.7	-622,161.05
			RECOVERY FROM LAND AND WATER CONSERVATION FUND FOR REFUNDS OF GASOLINE AND FLOOR STOCK TAXES	21 309.2	137,447,286.11
				21 309.3	3,479,281.06

TABLE B - RECEIPTS BY ORGANIZATIONAL UNIT

CLASSIFICATION	RECEIPT SYMBOL	AMOUNT	CLASSIFICATION	RECEIPT SYMBOL	AMOUNT
THE DEPARTMENT OF THE TREASURY-CONTINUED					
BUDGET RECEIPTS-CONTINUED					
GENERAL FUND ACCOUNTS-CONTINUED					
RECOVERY FROM AIRPORT AND AIRWAY TRUST FUND FOR REFUNDS OF TAXES	21 3094	52,008,343.15	UNIDENTIFIED CASH COLLECTIONS, FEDERAL	20F3821.18	-1,653,441.18
SPECIAL FUND ACCOUNTS:					
LAND AND WATER CONSERVATION FUND, MUTUOJAT FUELS TAX (16 USC 4601-5)	21 5005.3	30,520,719.94	TAX DEPOSITS, INTERNAL REVENUE SERVICE, AUSTIN, TEXAS	20F3820.19	5,599,587.28
TAX ON PISTOLS AND REVOLVERS, EGGS AND ARROWS, FEDERAL AID TO WILDLIFE RESTORATION FUND	21 5029.1	22,353,917.00	UNIDENTIFIED CASH COLLECTIONS, FEDERAL	20F3821.28	1,541,829.80
TAX ON FIREARMS, SHELLS, AND CARTRIDGES, FEDERAL AID TO WILDLIFE RESTORATION FUND (16 USC 669B)	21 5029.2	63,664,716.00	TAX DEPOSITS, INTERNAL REVENUE SERVICE, BROOKHAVEN, NEW YORK	20F3820.29	5,850,202.85
GIFTS TO THE UNITED STATES FOR REDUCTION OF THE PUBLIC DEBT (31 USC 904)	21 5080	341,566.90	UNIDENTIFIED CASH COLLECTIONS, FEDERAL	20F3820.49	-4,859,893.47
PRESIDENTIAL ELECTION CAMPAIGN FUND	21 5181	39,077,131.00	TAX DEPOSITS, INTERNAL REVENUE SERVICE, OGDEN, UTAH	20F3820.89	16,914,500.00
TAX ON FISHING RODS, CREELS, REELS, ARTIFICIAL LURES, BAIT, AND FLIES (16 USC 777b)	21 5138	28,469,504.99	UNIDENTIFIED CASH COLLECTIONS, FEDERAL	20F3820.89	16,914,500.00
30 PERCENT OF CUSTOMS DUTIES, FUNDS FOR STRENGTHENING MARKETS, INCOME, AND SUPPLY (SECTION 32) (7 USC 612C)	20 5209	2,583,952,138.40	TOTAL, BUDGET RECEIPTS		269,763,364,275.56
70 PERCENT OF CUSTOMS DUTIES ON WOL, REIMBURSEMENT FOR COSTS OF NATIONAL WOOL ACT (7 USC 1784)	20 5211	1,427,199.59	PROPRIETARY RECEIPTS FROM THE PUBLIC		
DEPOSITS, DUTIES AND TAXES, PUERTO RICO, UNITED STATES CUSTOMS SERVICE (48 USC 740)	20 5687	76,369,245.44	GENERAL FUND ACCOUNTS:		
DEPOSITS, DUTIES AND TAXES, VIRGIN ISLANDS, UNITED STATES CUSTOMS SERVICE (48 USC 1406 H)	20 5652	157,534,669.62	INTEREST ON LOANS TO THE DISTRICT OF COLUMBIA	20 1441	98,262,306.97
DEPOSITS, INTERNAL REVENUE COLLECTIONS FOR PUERTO RICO (26 USC 7652 (A)(3))	20 5737	186,271,422.41	INTEREST ON LOANS TO NEW YORK CITY (89 STAT. 798)	21 1443	3,629,914.16
DEPOSITS, INTERNAL REVENUE COLLECTIONS FOR VIRGIN ISLANDS (76 USC 7652 (B) (3))	14 5738	24,662,421.87	INTEREST ON LOANS TO STATES, MUNICIPALITIES, AND OTHER PUBLIC BODIES, NOT OTHERWISE CLASSIFIED	20 1449	76,431,402.33
TRUST FUND ACCOUNTS:					
GIFTS, FEDERAL SUPPLEMENTARY MEDICAL INSURANCE TRUST FUND (47 USC 1395T)	20 8004.42	50.00	ADMINISTRATIVE LOANS	20 1451	3,955,239.93
GIFTS, FEDERAL OLD-AGE AND SURVIVORS INSURANCE TRUST FUND	20 8006.42	6,181.39	INTEREST ON LOANS TO UNITED KINGDOM	20 1461	58,484,550.68
GIFTS, FEDERAL DISABILITY INSURANCE TRUST FUND	20 8007.42	159.60	INTEREST PAYMENT ON SURPLUS PROPERTY LOANS IN FOREIGN AREAS, DOLLAR PROCEEDS FROM THE CONVERSION OF FOREIGN CURRENCIES, TREASURY	20 1462	424,611.07
PROCEEDS OF SALES OF UNCLAIMED, ABANDONED, AND SEIZED GOODS, UNITED STATES CUSTOMS SERVICE (19 USC 1491, 1493)	20 8789	3,453,331.08	FUND (ARTICLE V, SECTION 9)	20 1463.1	81,956,215.00
DEPOSITS, NATIONAL DEFENSE CONDITIONAL GIFT FUND (50 USC 1153, 1154)	20 8886	676.50	INTEREST ON LOANS TO INTERNATIONAL MONETARY FUND	20 1463.2	31,411,966.31
BUDGET CLEARING ACCOUNTS:					
AVIATION FUEL AND OIL TAXES, AIR FORCE (SUSPENSE)	57F0152	-17,231.76	INTEREST ON DEFERRED FOREIGN COLLECTIONS UK PAYMENTS	20 1464	9,588,492.09
UNIDENTIFIED CASH COLLECTIONS, FEDERAL			INTEREST PAYMENTS BY HUNGARY, WORLD WAR I DEBT	20 1465.1	248,713.05
ATLANTA, GEORGIA			INTEREST ON LOANS, FOREIGN ASSISTANCE ACT OF 1961	20 1466	27,136,153.76
TAX DEPOSITS, INTERNAL REVENUE SERVICE, ANDOVER, MASSACHUSETTS	20F3820.8	1,443,872.76	INTEREST ON SURPLUS PROPERTY LOANS IN FOREIGN AREAS, TREASURY	20 1467	1,447,266.17
UNIDENTIFIED CASH COLLECTIONS, FEDERAL			INTEREST ON FOREIGN MILITARY CREDIT SALES	20 1468	336.62
TAX DEPOSITS, INTERNAL REVENUE SERVICE, KANSAS CITY, MISSOURI	20F3820.9	-9,476,342.85	MISCELLANEOUS INTEREST COLLECTIONS, NOT OTHERWISE CLASSIFIED	20 1689	60,247.82
UNIDENTIFIED CASH COLLECTIONS, FEDERAL			GAIN BY EXCHANGE	20 1689	1,182,273.75
TAX DEPOSITS, INTERNAL REVENUE SERVICE, CINCINNATI, OHIO	20F3820.17	2,740,573.37	MISCELLANEOUS DIVIDENDS AND EARNINGS, NOT OTHERWISE CLASSIFIED	20 1689	2,600.98
			RENT OF REAL PROPERTY, NOT OTHERWISE CLASSIFIED	20 1689	4,758.69

TABLE B - RECEIPTS BY ORGANIZATIONAL UNIT

CLASSIFICATION	RECEIPT SYMBOL	AMOUNT	CLASSIFICATION	RECEIPT SYMBOL	AMOUNT
THE DEPARTMENT OF THE TREASURY--CONTINUED			THE DEPARTMENT OF THE TREASURY--CONTINUED		
PROPRIETARY RECEIPTS FROM THE PUBLIC--CONTINUED			PROPRIETARY RECEIPTS FROM THE PUBLIC--CONTINUED		
GENERAL FUND ACCOUNTS--CONTINUED			GENERAL FUND ACCOUNTS--CONTINUED		
RENT OF EQUIPMENT AND OTHER PERSONAL PROPERTY	20 1840	51.80	REPAYMENT OF PRINCIPAL ON SURPLUS PROPERTY LOANS		
ROYALTIES ON NATURAL RESOURCES, NOT OTHERWISE CLASSIFIED	20 2039	121,457.71	IN FOREIGN AREAS, TREASURY	20 2956	514,884,956.91
SALE OF PUBLICATIONS AND REPRODUCTIONS, FREEDOM OF INFORMATION ACT	20 2252	67.31	RECOVERIES UNDER LEND LEASE PROGRAM, TREASURY	20 2957	26,735,271.72
SALE OF PUBLICATIONS AND REPRODUCTIONS, NOT OTHERWISE CLASSIFIED	20 2259	27,252.77	REPAYMENT OF LOANS TO UNITED KINGDOM, TREASURY	20 2961	74,193,683.87
RECOVERY OF MINT MANUFACTURING EXPENSE	20 2292	41,642,531.05	REPAYMENT OF LOANS, FOREIGN MILITARY CREDIT SALES	20 2968	16,118,493.30
SALES OF MISCELLANEOUS PRODUCTS AND BY-PRODUCTS, NOT OTHERWISE CLASSIFIED	20 2799	6,414,478.20	RECOVERIES FOR GOVERNMENT PROPERTY LOST OR DAMAGED, NOT OTHERWISE CLASSIFIED	20 3019	62,525.68
FEES AND OTHER CHARGES FOR ACCOUNTING AND AUDITING SERVICES	20 2412	68,275.13	RECOVERIES, ECONOMIC AND TECHNICAL ASSISTANCE TO FOREIGN NATIONS	20 3043	1,351,715.39
SERVICE CHARGES FOR ALLOTMENTS OF PAY FOR SAVINGS ACCOUNTS (P.L. 90-365)	20 2417	97,658.07	RECOVERIES, MILITARY ASSISTANCE TO FOREIGN NATIONS	20 3047.1	2,466,718.55
FEES AND OTHER CHARGES FOR PROGRAM ADMINISTRATION SERVICES	20 2419.1	17,561.82	REFUNDS OF ERRONEOUS PAYMENTS	20 3060	174.66
FEES AND OTHER CHARGES FOR OTHER SERVICES	20 2419.2	299,356.11	MISCELLANEOUS RECOVERIES AND REFUNDS, NOT OTHERWISE CLASSIFIED	20 3099	1,976,560.70
FEES AND OTHER CHARGES FOR SERVICES, FREEDOM OF INFORMATION ACT	20 2419.3	51,563.19	SPECIAL FUND ACCOUNTS:		
COMMISSIONS ON TELEPHONE PAY STATIONS	20 2423	17,141.87	SETTLEMENT OF WAR CLAIMS ACT OF 1928, OFFICE OF SECRETARY OF THE TREASURY (45 STAT. 262)	20 5810	25,000.00
FEES FOR LOAN GUARANTEES, FEDERAL RAILROAD ADMINISTRATION	20 2427	629.21	COINAGE PROFIT FUND (31 USC 340)	20 5811	1,378,974.01
FEES AND OTHER CHARGES FOR COMMUNICATION AND TRANSPORTATION SERVICES, NOT OTHERWISE CLASSIFIED	20 2429	715,044.24	BUDGET CLEARING ACCOUNTS:		
CHARGES FOR SUBSISTENCE, LAUNDRY AND HEALTH SERVICES	20 2430	10.00	UNDISTRIBUTED PROCEEDS FROM SALE OF FOREIGN CURRENCY (SUSPENSE)	20F3810	2,613,010.23
OVERTIME SERVICE, MARINE INSPECTION AND NAVIGATION (46 USC 382B)	20 2442	673.37	BUDGET CLEARING ACCOUNT (SUSPENSE)	20F3875	29,358,564.19
CHARGES FOR TESTING, INSPECTION AND GRADING SERVICES, NOT OTHERWISE CLASSIFIED	20 2449	118,913.80	TOTAL, PROPRIETARY RECEIPTS FROM THE PUBLIC		897,030,099.90
BUSINESS CONCESSIONS	20 2465	1,693.88	RECEIPTS FROM OFF-BUDGET FEDERAL AGENCIES		
FEES AND OTHER CHARGES FOR SPECIAL BENEFITS, NOT OTHERWISE CLASSIFIED	20 2469	222.70	GENERAL FUND ACCOUNTS:		
BULLION CHARGES	20 2495	1,861.06	INTEREST ON LOANS TO FEDERAL FINANCING BANK, TREASURY	20 1418	2,748,102,492.12
OTHER FEES AND CHARGES FOR MISCELLANEOUS SERVICES	20 2499	2,624,904.97	INTEREST ON LOANS TO RURAL TELEPHONE BANK	20 1439	19,567,690.71
SALE OF OTHER REAL PROPERTY, NOT OTHERWISE CLASSIFIED	20 2629	67,819.72	TOTAL, RECEIPTS FROM OFF-BUDGET FEDERAL AGENCIES		2,767,670,182.83
PROCEEDS FROM SALE OF EQUIPMENT AND OTHER PERSONAL PROPERTY, NOT OTHERWISE CLASSIFIED	20 2649	592,829.58	INTRABUDGETARY RECEIPTS DEDUCTED BY AGENCY		
SALE OF SCRAP AND SALVAGE MATERIALS	20 2651	74,018.85	GENERAL FUND ACCOUNTS:		
SALE OF RECYCLABLE OFFICE WASTEPAPER	20 2652	20,778.00	INTEREST ON LOANS TO BONNEVILLE POWER ADMINISTRATION FUND, DEPARTMENT OF ENERGY	20 1351	6,209,852.70
PROFIT ON SALE OF SILVER DOLLARS	47 2663	1,353.93	INTEREST ON LOANS FOR EMERGENCY HOME PURCHASE ASSISTANCE ACT OF 1974	20 1352	47,002,476.23
PROFIT ON SALE OF GOLD	20 2665	179,500,796.87	INTEREST ON LOANS TO SECRETARY OF TRANSPORTATION, REGIONAL RAIL REORGANIZATION (87 STAT. 1001)	20 1357	9,894,369.97
REPAYMENT OF INVESTMENT IN LIQUIDATED ENTERPRISES AND SPECIAL FUNDS	20 2820	2,886,792.54	INTEREST ON LOANS TO COMMODITY CREDIT CORPORATION	20 1401	231,814,565.41
DOLLAR CONVERSIONS OF FOREIGN CURRENCY LOAN REPAYMENTS, TREASURY	20 2868	86,408,536.58	INTEREST ON LOANS TO EXPORT-IMPORT BANK OF THE U.S. (BEGINNING OCTOBER 1, 1976)	20 1402.2	1,960,352.14
MISCELLANEOUS REPAYMENTS ON LOANS AND INVESTMENTS	20 2899	24,379.43	INTEREST ON LOANS TO GOVERNMENT NATIONAL MORTGAGE ASSOCIATION, MANAGEMENT AND LIQUIDATING FUNCTIONS	20 1403	2,939,415.76
PRINCIPAL PAYMENTS BY GREECE, WORLD WAR I DEBT	20 2942.1	80,184.97			
PRINCIPAL PAYMENTS BY HUNGARY, WORLD WAR I DEBT	20 2942.2	58,280.00			
REPAYMENT OF PRINCIPAL ON SURPLUS PROPERTY LOANS IN FOREIGN AREAS, DOLLAR PROCEEDS FROM CONVERSION OF FOREIGN CURRENCIES, TREASURY	20 2955	448,170.72			



TABLE B - RECEIPTS BY ORGANIZATIONAL UNIT

CLASSIFICATION	RECEIPT SYMBOL	AMOUNT
THE DEPARTMENT OF THE TREASURY-CONTINUED		
INTRABUDGETARY RECEIPTS DEDUCTED BY AGENCY-CONTINUED		
GENERAL FUND ACCOUNTS-CONTINUED		
INTEREST ON LOANS TO GOVERNMENT NATIONAL MORTGAGE ASSOCIATION, SPECIAL ASSISTANCE FUNCTIONS . . . . .	20 1404	\$315,184,457.44
INTEREST ON LOANS TO HOUSING AND URBAN DEVELOPMENT, COLLEGE HOUSING LOANS . . . . .	20 1405	67,959,651.99
INTEREST ON LOANS TO HOUSING AND URBAN DEVELOPMENT, URBAN RENEWAL FUND . . . . .	20 1407	4,257,309.28
INTEREST ON LOANS TO AGRICULTURAL CREDIT INSURANCE FUND . . . . .	20 1409	49,836,440.18
INTEREST ON INVESTMENT, ECONOMIC DEVELOPMENT REVOLVING FUND . . . . .	13 1410	25,517,607.88
INTEREST ON LOANS TO VETERANS ADMINISTRATION, DIRECT LOANS TO VETERANS AND RESERVES . . . . .	20 1411	6,629,646.21
INTEREST ON LOANS TO TENNESSEE VALLEY AUTHORITY . . . . .	20 1417	5,629,555.84
INTEREST ON LOANS TO FEDERAL HOUSING ADMINISTRATION, GENERAL INSURANCE FUND . . . . .	20 1420	278,807,081.91
INTEREST ON LOANS TO NATIONAL OCEANIC AND ATMOSPHERIC ADMINISTRATION . . . . .	13 1421	508,865.31
INTEREST ON INVESTMENTS, COMMUNITY SERVICES ADMINISTRATION LOAN FUND . . . . .	12 1423	2,209,739.92
INTEREST ON INVESTMENTS, COLORADO RIVER PROJECTS . . . . .	14 1424	14,354,663.92
INTEREST ON LOANS TO RURAL DEVELOPMENT INSURANCE FUND, FARMERS HOME ADMINISTRATION . . . . .	20 1425	26,874,495.35
INTEREST ON ADVANCES TO COLORADO RIVER DAM FUND, BOULDER CANYON PROJECT . . . . .	14 1427	1,700,000.00
INTEREST ON ADVANCES TO SMALL BUSINESS ADMINISTRATION . . . . .	73 1428	309,462,798.52
INTEREST ON DIRECT NET INVESTMENT, PANAMA CANAL COMPANY . . . . .	38 1429	24,292,206.19
INTEREST ON LOANS TO RURAL HOUSING INSURANCE FUND, FARMERS HOME ADMINISTRATION . . . . .	20 1430	24,804,249.50
INTEREST ON LOANS TO NATIONAL FLOOD INSURANCE FUND, HOUSING AND URBAN DEVELOPMENT . . . . .	20 1433	9,871,452.63
INTEREST ON LOANS TO NEW COMMUNITIES GUARANTEE FUND, METROPOLITAN DEVELOPMENT, HOUSING AND URBAN DEVELOPMENT . . . . .	20 1437	12,553,665.63
CHARGES FOR SERVICES TO PUBLIC ENTERPRISE FUNDS . . . . .	20 2413	399,929.61
CHARGES FOR ADMINISTRATIVE EXPENSES OF SOCIAL SECURITY ACT, AS AMENDED . . . . .	20 2416	168,659,664.84
RECOVERIES AND REFUNDS, STATE AND LOCAL GOVERNMENT FISCAL ASSISTANCE TRUST FUND, DEPARTMENT OF THE TREASURY . . . . .	20 3098	241.00
TRUST FUND ACCOUNTS:		
DEPOSITS, STATE AND LOCAL GOVERNMENT FISCAL ASSISTANCE TRUST FUND, DEPARTMENT OF THE TREASURY (31 USC 1224) . . . . .	20 8111.1	6,854,924,000.00
TOTAL INTRABUDGETARY RECEIPTS DEDUCTED BY AGENCY . . . . .		<u>8,504,838,755.40</u>

CLASSIFICATION	RECEIPT SYMBOL	AMOUNT
THE DEPARTMENT OF THE TREASURY-CONTINUED		
UNDISTRIBUTED OFFSETTING RECEIPTS		
TRUST FUND ACCOUNTS:		
INTEREST AND PROFITS ON INVESTMENTS, PERKSHING HALL MEMORIAL FUND (36 USC 491) . . . . .	20 8053	\$7,385.00
INTEREST ON INVESTMENTS, ESTHER CATTELL SCHMITT GIFT FUND (76 STAT. 88) . . . . .	20 8902.2	17,595.00
TOTAL, UNDISTRIBUTED OFFSETTING RECEIPTS . . . . .		<u>24,980.00</u>
TOTAL, THE DEPARTMENT OF THE TREASURY		<u>281,932,929,232.79</u>
ENVIRONMENTAL PROTECTION AGENCY		
BUDGET RECEIPTS		
GENERAL FUND ACCOUNTS:		
FEES FOR LEGAL AND JUDICIAL SERVICES, NOT OTHERWISE CLASSIFIED . . . . .	68 0869	566.50
MISCELLANEOUS FEES FOR REGULATORY AND JUDICIAL SERVICES, NOT OTHERWISE CLASSIFIED . . . . .	68 0891	76,815.00
FINES, PENALTIES, AND FORFEITURES, CUSTOMS, COMMERCE AND ANTITRUST LAWS . . . . .	68 1040	140.15
FORFEITURES OF UNCLAIMED MONEY AND PROPERTY . . . . .	68 1060	803.85
FINES, PENALTIES, AND FORFEITURES, NOT OTHERWISE CLASSIFIED . . . . .	68 1099	6,586,970.99
TOTAL, BUDGET RECEIPTS . . . . .		<u>6,665,296.49</u>
PROPRIETARY RECEIPTS FROM THE PUBLIC		
GENERAL FUND ACCOUNTS:		
MISCELLANEOUS INTEREST COLLECTIONS, NOT OTHERWISE CLASSIFIED . . . . .	68 1499	29,463.30
RENT OF REAL PROPERTY, NOT OTHERWISE CLASSIFIED . . . . .	68 1830	7,602.50
RENT OF EQUIPMENT AND OTHER PERSONAL PROPERTY . . . . .	68 1840	2,380.00
SALE OF PUBLICATIONS AND REPRODUCTIONS, NOT OTHERWISE CLASSIFIED . . . . .	68 2259	500.15
FEES AND OTHER CHARGES FOR ACCOUNTING AND AUDITING SERVICES . . . . .	68 2412	212.72
SERVICE CHARGES FOR ALLOTMENTS OF PAY FOR SAVINGS ACCOUNTS (P.L. 90-365) . . . . .	68 2417	7,769.58
FEES AND OTHER CHARGES FOR PROGRAM ADMINISTRATION SERVICES . . . . .	68 2419.1	4,707.84
FEES AND OTHER CHARGES FOR OTHER SERVICES . . . . .	68 2419.2	15,103.15
FEES AND OTHER CHARGES FOR SERVICES, FREEDOM OF INFORMATION ACT . . . . .	68 2419.3	74,579.41
COMMISSIONS ON TELEPHONE PAY STATIONS . . . . .	68 2423	93.81
FEES AND OTHER CHARGES FOR COMMUNICATION AND TRANSPORTATION SERVICES, NOT OTHERWISE CLASSIFIED . . . . .	68 2429	7.17
OTHER FEES AND CHARGES FOR MISCELLANEOUS SERVICES . . . . .	68 2499	8,395.00
PROCEEDS FROM SALE OF EQUIPMENT AND OTHER PERSONAL PROPERTY, NOT OTHERWISE CLASSIFIED . . . . .	68 2649	3,618.69

TABLE B - RECEIPTS BY ORGANIZATIONAL UNIT

CLASSIFICATION	RECEIPT SYMBOL	AMOUNT
ENVIRONMENTAL PROTECTION AGENCY-CONTINUED		
PROPRIETARY RECEIPTS FROM THE PUBLIC-CONTINUED		
GENERAL FUND ACCOUNTS-CONTINUED		
SALE OF SCRAP AND SALVAGE MATERIALS	68 2651	\$1,473.09
RECOVERIES OF USER CHARGES		
INDUSTRIAL COST COLLECTED BY GRANTEES, ENVIRONMENTAL PROTECTION AGENCY	68 2885	255,196.52
RECOVERIES FOR GOVERNMENT PROPERTY LOST OR DAMAGED, NOT OTHERWISE CLASSIFIED	68 3019	975.70
MISCELLANEOUS RECOVERIES AND REFUNDS, NOT OTHERWISE CLASSIFIED	68 3099	66,784.49
TRUST FUND ACCOUNTS:		
MISCELLANEOUS CONTRIBUTED FUNDS, ENVIRONMENTAL PROTECTION AGENCY (33 USC 1155)	68 8741	32,000.00
BUDGET CLEARING ACCOUNTS:		
BUDGET CLEARING ACCOUNT (SUSPENSE)	68F3875	-2,093.79
TOTAL, PROPRIETARY RECEIPTS FROM THE PUBLIC		518,769.23
TOTAL, ENVIRONMENTAL PROTECTION AGENCY		7,174,065.72
GENERAL SERVICES ADMINISTRATION		
BUDGET RECEIPTS		
GENERAL FUND ACCOUNTS:		
FEES FOR LEGAL AND JUDICIAL SERVICES, NOT OTHERWISE CLASSIFIED	47 0869	10,218.30
MISCELLANEOUS FEES FOR REGULATORY AND JUDICIAL SERVICES, NOT OTHERWISE CLASSIFIED	47 0891	156.00
FINES, PENALTIES, AND FORFEITURES, IMMIGRATION AND LABOR LAWS	47 1031	1,420.00
FORFEITURES OF UNCLAIMED MONEY AND PROPERTY	47 1069	4,057.31
FINES, PENALTIES, AND FORFEITURES, NOT OTHERWISE CLASSIFIED	47 1099	1,316,836.84
GIFTS TO THE UNITED STATES, NOT OTHERWISE CLASSIFIED	47 1299	620.00
TRUST FUND ACCOUNTS:		
DONATIONS, NATIONAL ARCHIVES GIFT FUND (44 USC 2375)	47 8197.1	132,517.13
TOTAL, BUDGET RECEIPTS		1,465,825.58
PROPRIETARY RECEIPTS FROM THE PUBLIC		
GENERAL FUND ACCOUNTS:		
MISCELLANEOUS INTEREST COLLECTIONS, NOT OTHERWISE CLASSIFIED	47 1499	1,733,497.01
RENT OF LAND, NOT OTHERWISE CLASSIFIED	47 1812	6,557.51
RENT OF REAL PROPERTY, NOT OTHERWISE CLASSIFIED	47 1839	126,651.23

CLASSIFICATION	RECEIPT SYMBOL	AMOUNT
GENERAL SERVICES ADMINISTRATION-CONTINUED		
PROPRIETARY RECEIPTS FROM THE PUBLIC-CONTINUED		
GENERAL FUND ACCOUNTS-CONTINUED		
ROYALTIES ON NATURAL RESOURCES, NOT OTHERWISE CLASSIFIED	47 2039	\$1,175.26
SALE OF PUBLICATIONS AND REPRODUCTIONS, FREEDOM OF INFORMATION ACT	47 2252	60,119.81
SALE OF PUBLICATIONS AND REPRODUCTIONS, NOT OTHERWISE CLASSIFIED	47 2259	90,860.39
FEES AND OTHER CHARGES FOR ACCOUNTING AND AUDITING SERVICES	47 2412	3,799.74
SERVICE CHARGES FOR ALLOTMENTS OF PAY FOR SAVINGS ACCOUNTS (P.L. 90-365)	47 2417	37,981.86
FEES AND OTHER CHARGES FOR PROGRAM ADMINISTRATION SERVICES	47 2419.1	15,819.00
FEES AND OTHER CHARGES FOR OTHER SERVICES	47 2419.2	1,812.85
COMMISSIONS ON TELEPHONE PAY STATIONS	47 2423	278,534.24
FEES AND OTHER CHARGES FOR COMMUNICATION AND TRANSPORTATION SERVICES, NOT OTHERWISE CLASSIFIED	47 2429	38,923.50
BUSINESS CONCESSIONS	47 2465	474,800.09
OTHER FEES AND CHARGES FOR MISCELLANEOUS SERVICES	47 2499	14,952.93
PROCEEDS OF SALES TO THE PUBLIC FROM STRATEGIC AND CRITICAL MATERIALS STOCK PILE	47 2636.1	78,201,100.25
PROCEEDS OF SALES TO THE PUBLIC FROM STOCK PILE MATERIALS, DEFENSE PRODUCTION ACT	47 2636.11	11,609,420.48
NET PROCEEDS FROM SURPLUS PROPERTY IN UNITED STATES (31 USC 725C)	47 2637	3,365,582.88
PROCEEDS FROM SALE OF EQUIPMENT AND OTHER PERSONAL PROPERTY, NOT OTHERWISE CLASSIFIED	47 2649	87,449.19
SALE OF SCRAP AND SALVAGE MATERIALS	47 2651	132,593.38
SALE OF RECYCLABLE OFFICE WASTE PAPER	47 2652	101,844.67
REPAYMENT OF INVESTMENT IN LIQUIDATED ENTERPRISES AND SPECIAL FUNDS	47 2820	5,000.00
RECOVERIES FOR GOVERNMENT PROPERTY LOST OR DAMAGED, NOT OTHERWISE CLASSIFIED	47 3019	10,154.38
REFUNDS OF ERRONEOUS PAYMENTS	47 3060	647,561.59
RECOVERIES FOR BREACH OF CONTRACT	47 3080	14,297.19
MISCELLANEOUS RECOVERIES AND REFUNDS, NOT OTHERWISE CLASSIFIED	47 3099	178,031.29
SPECIAL FUND ACCOUNTS:		
LAND AND WATER CONSERVATION FUND, SURPLUS PROPERTY SALES (16 USC 460L-5)	47 5065.2	27,713,259.74
DISPOSAL OF SURPLUS REAL AND RELATED PERSONAL PROPERTY, OPERATING EXPENSES, GENERAL SERVICES ADMINISTRATION (88 STAT. 621)	47 5253	7,935,000.00
REPAYMENT OF PRINCIPAL ON REAL PROPERTY LOANS, GENERAL SERVICES ADMINISTRATION (41 USC 485)	47 5254.1	5,777,993.47
OTHER RECEIPTS, SURPLUS REAL AND RELATED PERSONAL PROPERTY, GENERAL SERVICES ADMINISTRATION (41 USC 485)	47 5254.2	34,893,114.68
TRANSFERS OF SURPLUS REAL AND RELATED PERSONAL PROPERTY RECEIPTS, GENERAL SERVICES ADMINISTRATION (41 USC 485)	47 5254.3	-35,643,763.74

TABLE B - RECEIPTS BY ORGANIZATIONAL UNIT

CLASSIFICATION	RECEIPT SYMBOL	AMOUNT
GENERAL SERVICES ADMINISTRATION-CONTINUED		
PROPRIETARY RECEIPTS FROM THE PUBLIC-CONTINUED		
BUDGET CLEARING ACCOUNTS:		
BUDGET CLEARING ACCOUNT (SUSPENSE) . . . . .	47F3875	-398,164.72
TOTAL, PROPRIETARY RECEIPTS FROM THE PUBLIC . . . . .		<u>137,848,658.13</u>
INTRABUDGETARY RECEIPTS DEDUCTED BY AGENCY		
GENERAL FUND ACCOUNTS:		
INTEREST ON DEFENSE PRODUCTION ACTIVITIES . . . . .	47 1494	19,948.93
PROCEEDS OF SALES TO FEDERAL AGENCIES FROM STRATEGIC AND CRITICAL MATERIALS STOCK PILE . . . . .	47 2636.2	1,819,411.32
TOTAL INTRABUDGETARY RECEIPTS DEDUCTED BY AGENCY . . . . .		<u>1,839,360.25</u>
UNDISTRIBUTED OFFSETTING RECEIPTS		
TRUST FUND ACCOUNTS:		
INTEREST ON INVESTMENTS, NATIONAL ARCHIVES GIFT FUND (44 USC 2306) . . . . .	47 8197.2	27,831.28
TOTAL, UNDISTRIBUTED OFFSETTING RECEIPTS . . . . .		<u>27,831.28</u>
TOTAL, GENERAL SERVICES ADMINISTRATION . . . . .		<u>141,181,675.24</u>
NATIONAL AERONAUTICS AND SPACE ADMINISTRATION		
BUDGET RECEIPTS		
GENERAL FUND ACCOUNTS:		
MISCELLANEOUS TAXES, NOT OTHERWISE CLASSIFIED . . . . .	80 0199	-7.23
FINES, PENALTIES, AND FORFEITURES, IMMIGRATION AND LABOR LAWS . . . . .	80 1031	380.00
FORFEITURES OF UNCLAIMED MONEY AND PROPERTY . . . . .	80 1166	5.71
FINES, PENALTIES, AND FORFEITURES, NOT OTHERWISE CLASSIFIED . . . . .	80 1099	25.93
GIFTS TO THE UNITED STATES, NOT OTHERWISE CLASSIFIED . . . . .	80 1299	6.00
TRUST FUND ACCOUNTS:		
GIFTS AND DONATIONS, NATIONAL AERONAUTICS AND SPACE ADMINISTRATION (42 USC 2473) . . . . .	80 8980	12,694.26
TOTAL, BUDGET RECEIPTS . . . . .		<u>13,328.96</u>

CLASSIFICATION	RECEIPT SYMBOL	AMOUNT
NATIONAL AERONAUTICS AND SPACE ADMINISTRATION-CONTINUED		
PROPRIETARY RECEIPTS FROM THE PUBLIC		
GENERAL FUND ACCOUNTS:		
MISCELLANEOUS INTEREST COLLECTIONS, NOT OTHERWISE CLASSIFIED . . . . .	80 1499	83,120.20
RENT OF LAND, NOT OTHERWISE CLASSIFIED . . . . .	80 1812	59,713.98
RENT OF REAL PROPERTY, NOT OTHERWISE CLASSIFIED . . . . .	80 1830	117,141.75
RENT OF EQUIPMENT AND OTHER PERSONAL PROPERTY . . . . .	80 1840	258,210.64
ROYALTIES ON PATENTS, TRADEMARKS, AND COPYRIGHTS . . . . .	80 2040	544.84
SALE OF POWER AND OTHER UTILITIES, NOT OTHERWISE CLASSIFIED . . . . .	80 2249	19,319.45
SALE OF PUBLICATIONS AND REPRODUCTIONS, FREEDOM OF INFORMATION ACT . . . . .	80 2252	4,217.71
SALE OF PUBLICATIONS AND REPRODUCTIONS, NOT OTHERWISE CLASSIFIED . . . . .	80 2259	22,173.46
SALES OF MISCELLANEOUS PRODUCTS AND BY-PRODUCTS, NOT OTHERWISE CLASSIFIED . . . . .	80 2299	300.00
FEES AND OTHER CHARGES FOR ACCOUNTING AND AUDITING SERVICES . . . . .	80 2412	1,144.10
SERVICE CHARGES FOR ALLOTMENTS OF PAY FOR SAVINGS ACCOUNTS (P.L. 90-365) . . . . .	80 2417	27,334.80
FEES AND OTHER CHARGES FOR PROGRAM ADMINISTRATION SERVICES . . . . .	80 2419.1	212,846.98
FEES AND OTHER CHARGES FOR OTHER SERVICES . . . . .	80 2419.2	666,229.71
FEES AND OTHER CHARGES FOR SERVICES, FREEDOM OF INFORMATION ACT . . . . .	80 2419.3	3,802.00
COMMISSIONS ON TELEPHONE PAY STATIONS . . . . .	80 2423	6,926.25
FEES AND OTHER CHARGES FOR COMMUNICATION AND TRANSPORTATION SERVICES, NOT OTHERWISE CLASSIFIED . . . . .	80 2429	4,031.79
BUSINESS CONCESSIONS . . . . .	80 2465	151,310.17
OTHER FEES AND CHARGES FOR MISCELLANEOUS SERVICES . . . . .	80 2499	5,428.79
NET PROCEEDS FROM SURPLUS AND EXCESS PROPERTY IN FOREIGN AREAS . . . . .	80 2633	1,417.26
NET PROCEEDS FROM SURPLUS PROPERTY IN UNITED STATES (31 USC 725C) . . . . .	80 2637	13,427.20
PROCEEDS FROM SALE OF EQUIPMENT AND OTHER PERSONAL PROPERTY, NOT OTHERWISE CLASSIFIED . . . . .	80 2649	151,135.89
SALE OF SCRAP AND SALVAGE MATERIALS . . . . .	80 2651	82,332.16
RECOVERIES FOR GOVERNMENT PROPERTY LOST OR DAMAGED, NOT OTHERWISE CLASSIFIED . . . . .	80 3019	22,921.52
MISCELLANEOUS RECOVERIES AND REFUNDS, NOT OTHERWISE CLASSIFIED . . . . .	80 3099	2,143,040.52
TRUST FUND ACCOUNTS:		
INTERNATIONAL COOPERATION, NATIONAL AERONAUTICS AND SPACE ADMINISTRATION (42 USC 2475) . . . . .	80 8979	21,276.68
BUDGET CLEARING ACCOUNTS:		
BUDGET CLEARING ACCOUNT (SUSPENSE) . . . . .	80 F3875	-243,545.37
TOTAL, PROPRIETARY RECEIPTS FROM THE PUBLIC . . . . .		<u>3,654,592.46</u>
TOTAL, NATIONAL AERONAUTICS AND SPACE ADMINISTRATION . . . . .		<u>3,667,921.44</u>

TABLE B - RECEIPTS BY ORGANIZATIONAL UNIT

CLASSIFICATION	RECEIPT SYMBOL	AMOUNT	CLASSIFICATION	RECEIPT SYMBOL	AMOUNT
VETERANS ADMINISTRATION			VETERANS ADMINISTRATION-CONTINUED		
BUDGET RECEIPTS			PROPRIETARY RECEIPTS FROM THE PUBLIC-CONTINUED		
GENERAL FUND ACCOUNTS:			GENERAL FUND ACCOUNTS-CONTINUED		
FEES FOR LEGAL AND JUDICIAL SERVICES, NOT OTHERWISE CLASSIFIED	36 0869	\$2,267.23	BUSINESS CONCESSIONS	36 2465	\$226.17
MISCELLANEOUS FEES FOR REGULATORY AND JUDICIAL SERVICES, NOT OTHERWISE CLASSIFIED	36 0891	2,872.42	OTHER FEES AND CHARGES FOR MISCELLANEOUS SERVICES	36 2499	23,126.64
FINES, PENALTIES, AND FORFEITURES, IMMIGRATION AND LABOR LAWS	36 1030	1.17	SALE OF OTHER REAL PROPERTY, NOT OTHERWISE CLASSIFIED	36 2629	394.11
FORFEITURES OF UNCLAIMED MONEY AND PROPERTY	36 1060	4,344.80	NET PROCEEDS FROM SURPLUS PROPERTY IN UNITED STATES (31 USC 725C)	36 2637	6,703.24
FINES, PENALTIES, AND FORFEITURES, NOT OTHERWISE CLASSIFIED	36 1099	38,574.96	PROCEEDS FROM SALE OF EQUIPMENT AND OTHER PERSONAL PROPERTY, NOT OTHERWISE CLASSIFIED	36 2649	168,829.39
CONTRIBUTIONS TO 'CONSCIENCE FUND'	36 1217	789.83	SALE OF SCRAP AND SALVAGE MATERIALS	36 2651	100,384.38
GIFTS TO THE UNITED STATES, NOT OTHERWISE CLASSIFIED	36 1299	6,625.70	RECOVERIES FOR GOVERNMENT PROPERTY LOST OR DAMAGED, NOT OTHERWISE CLASSIFIED	36 3019	91,976.81
TRUST FUND ACCOUNTS:			MISCELLANEOUS RECOVERIES OF EXCESS PROFITS AND COSTS		
DEPOSITS, GENERAL POST FUND, NATIONAL HUMES, VETERANS ADMINISTRATION (38 USC 5101-5227)	36 8181.1	6,193,739.34	REFUNDS OF ERRONEOUS PAYMENTS	36 3032	6,268.91
TOTAL, BUDGET RECEIPTS		6,267,215.45	RECOVERIES FOR BREACH OF CONTRACT	36 3080	1,311.47
PROPRIETARY RECEIPTS FROM THE PUBLIC			MISCELLANEOUS RECOVERIES AND REFUNDS, NOT OTHERWISE CLASSIFIED		
GENERAL FUND ACCOUNTS:			TRUST FUND ACCOUNTS:		
MISCELLANEOUS INTEREST COLLECTIONS, NOT OTHERWISE CLASSIFIED	36 1499	10,559.48	PREMIUM AND OTHER RECEIPTS, NATIONAL SERVICE LIFE INSURANCE FUND (38 USC 720)	36 8132.1	476,850,451.06
RENT OF LAND, NOT OTHERWISE CLASSIFIED	36 1812	4,444.03	DEDUCTIONS FROM MILITARY PAY	36 8133.1	31,727,775.00
RENT OF REAL PROPERTY, NOT OTHERWISE CLASSIFIED	36 1830	251,999.79	PREMIUM AND OTHER RECEIPTS, UNITED STATES GOVERNMENT LIFE INSURANCE FUND (38 USC 755)	36 8150.1	4,382,204.93
RENT OF EQUIPMENT AND OTHER PERSONAL PROPERTY	36 1840	112.50	BUDGET CLEARING ACCOUNTS:		
ROYALTIES ON NATURAL RESOURCES, NOT OTHERWISE CLASSIFIED	36 2039	298,611.09	BUDGET CLEARING ACCOUNT (SUSPENSE)	36F3875	230,285.52
SALE OF POWER AND OTHER UTILITIES, NOT OTHERWISE CLASSIFIED	36 2249	60,156.71	TOTAL, PROPRIETARY RECEIPTS FROM THE PUBLIC		516,058,189.94
SALE OF PUBLICATIONS AND REPRODUCTIONS, NOT OTHERWISE CLASSIFIED	36 2259	12,155.84	INTRABUDGETARY RECEIPTS DEDUCTED BY AGENCY		
SALES OF MISCELLANEOUS PRODUCTS AND BY-PRODUCTS, NOT OTHERWISE CLASSIFIED	36 2299	21,269.42	TRUST FUND ACCOUNTS:		
FEES AND OTHER CHARGES FOR ACCOUNTING AND AUDITING SERVICES	36 2412	26,548.63	PAYMENTS FROM GENERAL AND SPECIAL FUNDS, NATIONAL SERVICE LIFE INSURANCE FUND (38 USC 720)	36 8132.3	2,423,900.65
SERVICE CHARGES FOR ALLOTMENTS OF PAY FOR SAVINGS ACCOUNTS (P.L. 90-365)	36 2417	213,657.22	PAYMENTS FROM THE READJUSTMENT BENEFITS ACCOUNTS, VETERANS ADMINISTRATION	36 8133.2	7,903.22
FEES AND OTHER CHARGES FOR PROGRAM ADMINISTRATION SERVICES	36 2419.1	6,250.45	PAYMENTS FROM GENERAL AND SPECIAL FUNDS, UNITED STATES GOVERNMENT LIFE INSURANCE FUND (38 USC 755)	36 8150.3	40,126.79
FEES AND OTHER CHARGES FOR OTHER SERVICES	36 2419.2	210,579.44	TOTAL INTRABUDGETARY RECEIPTS DEDUCTED BY AGENCY		2,471,930.66
FEES AND OTHER CHARGES FOR SERVICES, FREEDOM OF INFORMATION ACT	36 2419.3	14,624.14			
COMMISSIONS ON TELEPHONE PAY STATIONS	36 2423	377,461.97			
FEES AND OTHER CHARGES FOR COMMUNICATION AND TRANSPORTATION SERVICES, NOT OTHERWISE CLASSIFIED	36 2429	1,619.92			
CHARGES FOR SUBSISTENCE, LAUNDRY AND HEALTH SERVICES	36 2430	636,033.03			
CHARGES FOR TESTING, INSPECTION AND GRADING SERVICES, NOT OTHERWISE CLASSIFIED	36 2449	248.96			

TABLE B - RECEIPTS BY ORGANIZATIONAL UNIT

CLASSIFICATION	RECEIPT SYMBOL	AMOUNT	CLASSIFICATION	RECEIPT SYMBOL	AMOUNT
VETERANS ADMINISTRATION-CONTINUED			INDEPENDENT AGENCIES-CONTINUED		
UNDISTRIBUTED OFFSETTING RECEIPTS			ACTION-CONTINUED		
TRUST FUND ACCOUNTS:			PROPRIETARY RECEIPTS FROM THE PUBLIC-CONTINUED		
INTEREST AND PROFITS ON INVESTMENTS IN PUBLIC DEBT SECURITIES, NATIONAL SERVICE LIFE INSURANCE FUND (38 USC 720)	36 8132.2	\$445,870,054.24	GENERAL FUND ACCOUNTS-CONTINUED		
INTEREST AND PROFITS ON INVESTMENTS IN PARTICIPATION CERTIFICATES, NATIONAL SERVICE LIFE INSURANCE FUND (38 USC 720)	36 8132.22	14,582,500.00	SALE OF OTHER REAL PROPERTY, NOT OTHERWISE CLASSIFIED	44 2629	\$627.14
INTEREST AND PROFITS ON INVESTMENTS IN PUBLIC DEBT SECURITIES, UNITED STATES GOVERNMENT LIFE INSURANCE FUND (38 USC 755)	36 8151.2	31,730,272.55	PROCEEDS FROM SALE OF EQUIPMENT AND OTHER PERSONAL PROPERTY, NOT OTHERWISE CLASSIFIED	44 2649	11,048.70
INTEREST ON INVESTMENTS, GENERAL POST FUND, NATIONAL HOMES, VETERANS ADMINISTRATION (38 USC 5101-5228)	36 8100.2	111,311.88	SALE OF SCRAP AND SALVAGE MATERIALS	44 2651	57.67
TOTAL, UNDISTRIBUTED OFFSETTING RECEIPTS		492,294,138.67	RECOVERIES FOR GOVERNMENT PROPERTY LOST OR DAMAGED, NOT OTHERWISE CLASSIFIED	44 3019	138.04
TOTAL, VETERANS ADMINISTRATION		1,171,311,474.72	MISCELLANEOUS RECOVERIES AND REFUNDS, NOT OTHERWISE CLASSIFIED	44 3099	12,859.40
INDEPENDENT AGENCIES			BUDGET CLEARING ACCOUNTS:		
ACTION			BUDGET CLEARING ACCOUNT (SUSPENSE)	44F3875	120,977.69
BUDGET RECEIPTS			TOTAL, PROPRIETARY RECEIPTS FROM THE PUBLIC		165,613.20
GENERAL FUND ACCOUNTS:			TOTAL, ACTION		178,651.96
FORFEITURES OF UNCLAIMED MONEY AND PROPERTY	44 1060	83.76	ADVISORY COUNCIL ON HISTORIC PRESERVATION		
TRUST FUND ACCOUNTS:			PROPRIETARY RECEIPTS FROM THE PUBLIC		
GIFTS AND CONTRIBUTIONS, ACTION (22 USC 2579 (A) (3))	44 8981	12,955.00	GENERAL FUND ACCOUNTS:		
TOTAL, BUDGET RECEIPTS		13,038.76	SERVICE CHARGES FOR ALLOTMENTS OF PAY FOR SAVINGS ACCOUNTS, ADVISORY COUNCIL ON HISTORIC PRESERVATION (P.L. 90-365)	95 2417.230	19.50
PROPRIETARY RECEIPTS FROM THE PUBLIC			TOTAL, PROPRIETARY RECEIPTS FROM THE PUBLIC		19.50
GENERAL FUND ACCOUNTS:			TOTAL, ADVISORY COUNCIL ON HISTORIC PRESERVATION		19.50
MISCELLANEOUS INTEREST COLLECTIONS, NOT OTHERWISE CLASSIFIED	44 1499	881.89	AMERICAN BATTLE MONUMENTS COMMISSION		
MISCELLANEOUS DIVIDENDS AND EARNINGS, NOT OTHERWISE CLASSIFIED	44 1659	222.21	BUDGET RECEIPTS		
RENT OF REAL PROPERTY, NOT OTHERWISE CLASSIFIED	44 1830	2,464.27	TRUST FUND ACCOUNTS:		
RENT OF EQUIPMENT AND OTHER PERSONAL PROPERTY	44 1840	90.00	CONTRIBUTIONS, AMERICAN BATTLE MONUMENTS COMMISSION (36 USC 128)	74 8569	21,392.11
SALE OF PUBLICATIONS AND REPRODUCTIONS, NOT OTHERWISE CLASSIFIED	44 2259	312.25	TOTAL, BUDGET RECEIPTS		21,392.11
SERVICE CHARGES FOR ALLOTMENTS OF PAY FOR SAVINGS ACCOUNTS (P.L. 90-365)	44 2417	2,201.35			
FEES AND OTHER CHARGES FOR PROGRAM ADMINISTRATION SERVICES	44 2419.1	435.78			
FEES AND OTHER CHARGES FOR OTHER SERVICES	44 2419.2	-19.05			
FEES AND OTHER CHARGES FOR COMMUNICATION AND TRANSPORTATION SERVICES, NOT OTHERWISE CLASSIFIED	44 2429	13,315.86			

TABLE B - RECEIPTS BY ORGANIZATIONAL UNIT

CLASSIFICATION	RECEIPT SYMBOL	AMOUNT	CLASSIFICATION	RECEIPT SYMBOL	AMOUNT
INDEPENDENT AGENCIES-CONTINUED			INDEPENDENT AGENCIES-CONTINUED		
AMERICAN BATTLE MONUMENTS COMMISSION-CONTINUED			CIVIL AERONAUTICS BOARD-CONTINUED		
PROPRIETARY RECEIPTS FROM THE PUBLIC			PROPRIETARY RECEIPTS FROM THE PUBLIC		
GENERAL FUND ACCOUNTS:			GENERAL FUND ACCOUNTS:		
RENT OF LAND, NOT OTHERWISE CLASSIFIED	74 1812	\$ .22	MISCELLANEOUS INTEREST COLLECTIONS, NOT OTHERWISE CLASSIFIED	77 1499	\$2,837.24
SALE OF TIMBER, WILDLIFE AND OTHER NATURAL LAND PRODUCTS, NOT OTHERWISE CLASSIFIED	74 2229	1,138.60	SERVICE CHARGES FOR ALLOTMENTS OF PAY FOR SAVINGS ACCOUNTS (P.L. 90-365)	77 2417	979.44
SERVICE CHARGES FOR ALLOTMENTS OF PAY FOR SAVINGS ACCOUNTS (P.L. 90-365)	74 2417	8.46	FEES AND OTHER CHARGES FOR OTHER SERVICES	77 2419.2	107,533.45
FEES AND OTHER CHARGES FOR OTHER SERVICES	74 2419.2	6,458.96			
NET PROCEEDS FROM SURPLUS AND EXCESS PROPERTY IN FOREIGN AREAS	74 2633	1,637.79	TOTAL, PROPRIETARY RECEIPTS FROM THE PUBLIC		<u>111,313.13</u>
SALE OF SCRAP AND SALVAGE MATERIALS	74 2651	837.67			
			TOTAL, CIVIL AERONAUTICS BOARD		<u>1,568,636.63</u>
TOTAL, PROPRIETARY RECEIPTS FROM THE PUBLIC		<u>9,974.00</u>			
TOTAL, AMERICAN BATTLE MONUMENTS COMMISSION		<u>31,366.71</u>	CIVIL SERVICE COMMISSION		
			BUDGET RECEIPTS		
BOARD FOR INTERNATIONAL BROADCASTING			GENERAL FUND ACCOUNTS:		
PROPRIETARY RECEIPTS FROM THE PUBLIC			CONTRIBUTIONS TO 'CONSCIENCE FUND'		
GENERAL FUND ACCOUNTS:			TRUST FUND ACCOUNTS:		
MISCELLANEOUS RECOVERIES AND REFUNDS, NOT OTHERWISE CLASSIFIED, BOARD FOR INTERNATIONAL BROADCASTING	95 3099.117	164,059.70	DEDUCTIONS FROM EMPLOYEES SALARIES, CIVIL SERVICE RETIREMENT AND DISABILITY FUND (5 USC 8331, 8334 (A))	24 8135.1	3,179,742,119.78
			VOLUNTARY CONTRIBUTIONS, DONATIONS, SERVICE CREDIT PAYMENTS, ETC., CIVIL SERVICE RETIREMENT AND DISABILITY FUND	24 8135.3	38,521,378.32
TOTAL, PROPRIETARY RECEIPTS FROM THE PUBLIC		<u>164,059.70</u>	CONTRIBUTIONS FROM EMPLOYING NON-FEDERAL AGENCIES CIVIL SERVICE RETIREMENT AND DISABILITY FUND (5 USC 8334)	24 8135.21	62,323,702.02
TOTAL, BOARD FOR INTERNATIONAL BROADCASTING		<u>164,059.71</u>	BUDGET CLEARING ACCOUNTS:		
			DEDUCTIONS FROM EMPLOYEES SALARIES, CIVIL SERVICE RETIREMENT AND DISABILITY FUND (5 USC 8331, 8334 A)		
CIVIL AERONAUTICS BOARD			DEDUCTIONS FROM EMPLOYEES SALARIES, CIVIL SERVICE RETIREMENT AND DISABILITY FUND (5 USC 8331, 8334 A)		
BUDGET RECEIPTS			DEDUCTIONS FROM EMPLOYEES SALARIES, CIVIL SERVICE RETIREMENT AND DISABILITY FUND (5 USC 8331, 8334 A)		
GENERAL FUND ACCOUNTS:			DEDUCTIONS FROM EMPLOYEES SALARIES, CIVIL SERVICE RETIREMENT AND DISABILITY FUND (5 USC 8331, 8334 A)		
MISCELLANEOUS FEES FOR REGULATORY AND JUDICIAL SERVICES, NOT OTHERWISE CLASSIFIED	77 0891	1,742,598.50	VOLUNTARY CONTRIBUTIONS, DONATIONS, SERVICE CREDIT PAYMENTS, ETC., CIVIL SERVICE RETIREMENT AND DISABILITY FUND		
FINES, PENALTIES, AND FORFEITURES, CUSTOMS, COMMERCE AND ANTITRUST LAWS	77 1040	414,725.00	TOTAL, BUDGET RECEIPTS		
			<u>3,298,746,255.92</u>		
TOTAL, BUDGET RECEIPTS		<u>1,457,323.50</u>			

TABLE B - RECEIPTS BY ORGANIZATIONAL UNIT

CLASSIFICATION	RECEIPT SYMBOL	AMOUNT	CLASSIFICATION	RECEIPT SYMBOL	AMOUNT
INDEPENDENT AGENCIES-CONTINUED			INDEPENDENT AGENCIES-CONTINUED		
CIVIL SERVICE COMMISSION-CONTINUED			CIVIL SERVICE COMMISSION-CONTINUED		
PROPRIETARY RECEIPTS FROM THE PUBLIC			UNDISTRIBUTED OFFSETTING RECEIPTS		
GENERAL FUND ACCOUNTS:			TRUST FUND ACCOUNTS:		
MISCELLANEOUS INTEREST COLLECTIONS, NOT OTHERWISE CLASSIFIED	24 1499	\$3,219.37	EMPLOYING AGENCY CONTRIBUTIONS, CIVIL SERVICE RETIREMENT AND DISABILITY FUND (5 USC 8331, 8334 A)	24 8135.2	\$2,430,593,082.81
SALE OF PUBLICATIONS AND REPRODUCTIONS, NOT OTHERWISE CLASSIFIED	24 2259	339.33	INTEREST AND PROFITS ON INVESTMENTS IN PUBLIC DEBT SECURITIES, CIVIL SERVICE RETIREMENT AND DISABILITY FUND (5 USC 8348 (C))	24 8135.4	3,213,820,535.29
SALES OF MISCELLANEOUS PRODUCTS AND BY-PRODUCTS, NOT OTHERWISE CLASSIFIED	24 2299	54.66	CREDITS FOR WITHHOLDING AND CONTRIBUTIONS, CIVIL SERVICE RETIREMENT AND DISABILITY FUND	24 8135.8	120,270,727.55
FEES AND OTHER CHARGES FOR ACCOUNTING AND AUDITING SERVICES	24 2412	280.10	EMPLOYER'S CONTRIBUTIONS FROM OFF-BUDGET FEDERAL AGENCIES, CIVIL SERVICE RETIREMENT AND DISABILITY FUND (5 USC 8334)	24 8135.22	678,828,797.59
SERVICE CHARGES FOR ALLOTMENTS OF PAY FOR SAVINGS ACCOUNTS (P.L. 93-365)	24 2417	7,416.78	SUPPLEMENTARY RETIREMENT CONTRIBUTIONS FROM OFF-BUDGET FEDERAL AGENCIES, CIVIL SERVICE RETIREMENT AND DISABILITY FUND (5 USC 8334)	24 8135.23	470,407,000.00
FEES AND OTHER CHARGES FOR SERVICES, FREEDOM OF INFORMATION ACT	24 2419.3	16,102.04	INTEREST AND PROFITS ON INVESTMENTS IN PARTICIPATION CERTIFICATES, CIVIL SERVICE RETIREMENT AND DISABILITY FUND (5 USC 8348 (C))	24 8135.42	22,315,000.00
OTHER FEES AND CHARGES FOR MISCELLANEOUS SERVICES	24 2499	2,317.39	BUDGET CLEARING ACCOUNTS:		
PROCEEDS FROM SALE OF EQUIPMENT AND OTHER PERSONAL PROPERTY, NOT OTHERWISE CLASSIFIED	24 2649	1,305.19	EMPLOYING AGENCY CONTRIBUTIONS, SUSPENSE, CIVIL SERVICE RETIREMENT AND DISABILITY FUND	17F8135.2	-1,099,192.96
SALE OF SCRAP AND SALVAGE MATERIALS	24 2651	286.26	EMPLOYING AGENCY CONTRIBUTIONS, SUSPENSE, CIVIL SERVICE RETIREMENT AND DISABILITY FUND	21F8135.2	-2,184,576.88
RECOVERIES FOR GOVERNMENT PROPERTY LOST OR DAMAGED, NOT OTHERWISE CLASSIFIED	24 3019	62.98	EMPLOYING AGENCY CONTRIBUTIONS, SUSPENSE, CIVIL SERVICE RETIREMENT AND DISABILITY FUND	57F8135.2	-113,115.79
MISCELLANEOUS RECOVERIES AND REFUNDS, NOT OTHERWISE CLASSIFIED	24 3099	1,706,129.78	EMPLOYING AGENCY CONTRIBUTIONS, SUSPENSE, CIVIL SERVICE RETIREMENT AND DISABILITY FUND	96F8135.2	530.52
BUDGET CLEARING ACCOUNTS:			TOTAL, UNDISTRIBUTED OFFSETTING RECEIPTS		6,932,838,788.13
BUDGET CLEARING ACCOUNT (SUSPENSE)	24F3075	-132,893.43	TOTAL, CIVIL SERVICE COMMISSION		17,603,971,239.61
TOTAL, PROPRIETARY RECEIPTS FROM THE PUBLIC		1,604,592.45	COMMISSION OF FINE ARTS		
INTRABUDGETARY RECEIPTS DEDUCTED BY AGENCY			PROPRIETARY RECEIPTS FROM THE PUBLIC		
TRUST FUND ACCOUNTS:			GENERAL FUND ACCOUNTS:		
FEDERAL CONTRIBUTION, CIVIL SERVICE RETIREMENT AND DISABILITY FUND (5 USC 8348 (F))	24 8135.5	7,433,828,170.00	SERVICE CHARGES FOR ALLOTMENTS OF PAY FOR SAVINGS ACCOUNTS, COMMISSION OF FINE ARTS	95 2417.260	2.22
EMPLOYING AGENCY PAYMENTS FOR SALARIES OF REEMPLOYED ANNUITANTS, CIVIL SERVICE RETIREMENT AND DISABILITY FUND	24 8135.7	18,472,657.52	TOTAL, PROPRIETARY RECEIPTS FROM THE PUBLIC		2.22
RECEIPTS FROM CIVIL SERVICE RETIREMENT AND DISABILITY FUND, FOREIGN SERVICE RETIREMENT AND DISABILITY FUND (22 USC 1192)	19 8186.5	8,144,732.61	TOTAL, COMMISSION OF FINE ARTS		2.22
BUDGET CLEARING ACCOUNTS:					
EMPLOYING AGENCY PAYMENTS FOR SALARIES OF REEMPLOYED ANNUITANTS, SUSPENSE CIVIL SERVICE RETIREMENT AND DISABILITY FUND	21F8135.7	-36,480.85			
EMPLOYING AGENCY PAYMENTS FOR SALARIES OF REEMPLOYED ANNUITANTS, SUSPENSE CIVIL SERVICE RETIREMENT AND DISABILITY FUND	57F8135.7	-26,788.76			
CONTRIBUTIONS TRANSFERRED FROM CIVIL SERVICE RETIREMENT AND DISABILITY FUND, FOREIGN SERVICE RETIREMENT AND DISABILITY FUND (SUSPENSE)	67F8186.5	499,442.59			
TOTAL INTRABUDGETARY RECEIPTS DEDUCTED BY AGENCY		7,460,781,563.11			

TABLE B - RECEIPTS BY ORGANIZATIONAL UNIT

CLASSIFICATION	RECEIPT SYMBOL	AMOUNT	CLASSIFICATION	RECEIPT SYMBOL	AMOUNT
INDEPENDENT AGENCIES-CONTINUED			INDEPENDENT AGENCIES-CONTINUED		
COMMODITY FUTURES TRADING COMMISSION			COMMUNITY SERVICES ADMINISTRATION-CONTINUED		
BUDGET RECEIPTS			PROPRIETARY RECEIPTS FROM THE PUBLIC-CONTINUED		
GENERAL FUND ACCOUNTS:			GENERAL FUND ACCOUNTS-CONTINUED		
REGISTRATION AND FILING FEES, COMMODITY			SALE OF SCRAP AND SALVAGE MATERIALS . . . . .	81 2651	\$31.00
FUTURES TRADING COMMISSION . . . . .	95 0851.14	\$1,391,833.73	RECOVERIES FOR GOVERNMENT PROPERTY LOST		
FINES, PENALTIES, AND FORFEITURES, NOT			OR DAMAGED, NOT OTHERWISE CLASSIFIED . . . . .	81 3019	3,394.32
OTHERWISE CLASSIFIED, COMMODITY FUTURES			MISCELLANEOUS RECOVERIES AND REFUNDS, NOT		
TRADING COMMISSION . . . . .	95 1099.14	118,013.21	OTHERWISE CLASSIFIED . . . . .	81 3099	3.29
TOTAL, BUDGET RECEIPTS. . . . .		<u>1,509,833.93</u>	TOTAL, PROPRIETARY RECEIPTS		
			FROM THE PUBLIC . . . . .		<u>257,660.92</u>
PROPRIETARY RECEIPTS FROM THE PUBLIC			TOTAL, COMMUNITY SERVICES		
GENERAL FUND ACCOUNTS:			ADMINISTRATION. . . . .		
FEES AND OTHER CHARGES FOR OTHER SERVICES,					<u>257,774.48</u>
COMMODITY FUTURES TRADING COMMISSION . . . . .	95 2419.142	2,474.30	CONSUMER PRODUCT SAFETY COMMISSION		
FEES AND OTHER CHARGES FOR SERVICES,			BUDGET RECEIPTS		
FREEDOM OF INFORMATION ACT, COMMODITY			GENERAL FUND ACCOUNTS:		
FUTURES TRADING COMMISSION . . . . .	95 2419.143	3,391.88	FINES, PENALTIES, AND FORFEITURES, CUSTOMS,		
TOTAL, PROPRIETARY RECEIPTS			COMMERCE AND ANTITRUST LAWS . . . . .	61 1040	47,085.00
FROM THE PUBLIC . . . . .		<u>5,866.18</u>	TOTAL, BUDGET RECEIPTS. . . . .		<u>47,085.00</u>
TOTAL, COMMODITY FUTURES TRADING			PROPRIETARY RECEIPTS FROM THE PUBLIC		
COMMISSION. . . . .		<u>1,515,777.11</u>	GENERAL FUND ACCOUNTS:		
COMMUNITY SERVICES ADMINISTRATION			SALE OF PUBLICATIONS AND REPRODUCTIONS, NOT		
BUDGET RECEIPTS			OTHERWISE CLASSIFIED . . . . .		
GENERAL FUND ACCOUNTS:			. . . . . 61 2259		
FORFEITURES OF UNCLAIMED MONEY AND PROPERTY . . . . .	81 1069	43.56	FEES AND OTHER CHARGES FOR ACCOUNTING AND		
TOTAL, BUDGET RECEIPTS. . . . .		<u>43.56</u>	AUDITING SERVICES . . . . .	61 2412	89.58
PROPRIETARY RECEIPTS FROM THE PUBLIC			SERVICE CHARGES FOR ALLOTMENTS OF PAY FOR		
GENERAL FUND ACCOUNTS:			SAVINGS ACCOUNTS (P.L. 90-365) . . . . .		
INTEREST ON PUBLIC DEPOSITS . . . . .	81 1482	285,809.30	CHARGES FOR TESTING, INSPECTION AND GRADING		
MISCELLANEOUS INTEREST COLLECTIONS, NOT OTHERWISE			SERVICES, NOT OTHERWISE CLASSIFIED . . . . .	61 2449	10.00
CLASSIFIED . . . . .	11 1499	162.02	FEES AND OTHER CHARGES FOR SPECIAL BENEFITS, NOT		
SERVICE CHARGES FOR ALLOTMENTS OF PAY FOR			OTHERWISE CLASSIFIED . . . . .	61 2469	79.45
SAVINGS ACCOUNTS (P.L. 90-365) . . . . .	11 2417	1,772.50	MISCELLANEOUS RECOVERIES AND REFUNDS, NOT		
SERVICE CHARGES FOR ALLOTMENTS OF PAY FOR			OTHERWISE CLASSIFIED . . . . .	61 3199	1,118.45
SAVINGS ACCOUNTS (P.L. 90-365) . . . . .	81 2417	1,244.58	TOTAL, PROPRIETARY RECEIPTS		
FEES AND OTHER CHARGES FOR PROGRAM			FROM THE PUBLIC . . . . .		<u>4,543.19</u>
ADMINISTRATION SERVICES . . . . .	11 2419.1	127.10	TOTAL, CONSUMER PRODUCT SAFETY		
FEES AND OTHER CHARGES FOR OTHER SERVICES . . . . .	81 2419.2	265.11	COMMISSION. . . . .		
FEES AND OTHER CHARGES FOR SERVICES,					<u>44,628.19</u>
FREEDOM OF INFORMATION ACT . . . . .	81 2419.3	271.00			
PROCEEDS FROM SALE OF EQUIPMENT AND OTHER					
PERSONAL PROPERTY, NOT OTHERWISE CLASSIFIED . . . . .	81 2449	5,351.71			



TABLE B - RECEIPTS BY ORGANIZATIONAL UNIT

CLASSIFICATION	RECEIPT SYMBOL	AMOUNT	CLASSIFICATION	RECEIPT SYMBOL	AMOUNT
INDEPENDENT AGENCIES-CONTINUED			INDEPENDENT AGENCIES-CONTINUED		
LOANS TO THE DISTRICT OF COLUMBIA			FARM CREDIT ADMINISTRATION		
PROPRIETARY RECEIPTS FROM THE PUBLIC			PROPRIETARY RECEIPTS FROM THE PUBLIC		
GENERAL FUND ACCOUNTS:			GENERAL FUND ACCOUNTS:		
REPAYMENT OF LOANS TO THE DISTRICT OF COLUMBIA,			SERVICE CHARGES FOR ALLOTMENTS OF PAY FOR		
TREASURY . . . . .	21 2951	\$17,147,824.59	SAVINGS ACCOUNTS (P.L. 90-365) . . . . .	78 2417	\$194.88
REPAYMENT OF ADVANCES TO STADIUM SINKING FUND,			FEES AND OTHER CHARGES FOR OTHER SERVICES . . . . .	78 2419.2	1,667.66
TREASURY . . . . .	21 2951	931,671.00	TOTAL, PROPRIETARY RECEIPTS		
REPAYMENT OF ADVANCES TO THE DISTRICT OF COLUMBIA			FROM THE PUBLIC . . . . .		1,855.54
GENERAL FUND, TREASURY . . . . .	21 2952	26,909,163.01	TOTAL, FARM CREDIT ADMINISTRATION . . . . .		1,855.54
TOTAL, PROPRIETARY RECEIPTS		43,979,424.95	FEDERAL COMMUNICATIONS COMMISSION		
FROM THE PUBLIC . . . . .		43,979,424.95	BUDGET RECEIPTS		
TOTAL, LOANS TO THE DISTRICT OF			GENERAL FUND ACCOUNTS:		
COLUMBIA . . . . .		43,979,424.95	FINES, PENALTIES, AND FURFEITURES, NOT		
EQUAL EMPLOYMENT OPPORTUNITY COMMISSION			OTHERWISE CLASSIFIED . . . . .	27 1059	284,970.35
PROPRIETARY RECEIPTS FROM THE PUBLIC			TOTAL, BUDGET RECEIPTS . . . . .		284,970.35
GENERAL FUND ACCOUNTS:			PROPRIETARY RECEIPTS FROM THE PUBLIC		
FEES AND OTHER CHARGES FOR OTHER SERVICES . . . . .	45 2419.2	15,127.60	GENERAL FUND ACCOUNTS:		
FEES AND OTHER CHARGES FOR SERVICES,			RENT OF REAL PROPERTY, NOT OTHERWISE CLASSIFIED . . . . .	27 1839	482.00
FREEDOM OF INFORMATION ACT . . . . .	45 2419.3	991.15	ROYALTIES ON NATURAL RESOURCES, NOT OTHERWISE		
MISCELLANEOUS RECOVERIES AND REFUNDS, NOT			CLASSIFIED . . . . .	27 2039	897.32
OTHERWISE CLASSIFIED . . . . .	45 3099	37,533.65	FEES AND OTHER CHARGES FOR ACCOUNTING AND		
TOTAL, PROPRIETARY RECEIPTS		53,545.39	AUDITING SERVICES . . . . .	27 2412	1.40
FROM THE PUBLIC . . . . .		53,545.39	SERVICE CHARGES FOR ALLOTMENTS OF PAY FOR		
TOTAL, EQUAL EMPLOYMENT OPPORTUNITY			SAVINGS ACCOUNTS (P.L. 90-365) . . . . .	27 2417	2,060.40
COMMISSION . . . . .		53,545.39	OVERTIME SERVICE, FEDERAL COMMUNICATIONS		
EXPORT-IMPORT BANK OF THE UNITED STATES			COMMISSION (47 USC 154 (F) ) . . . . .	27 2441	15,157.64
BUDGET RECEIPTS			SALE OF SCRAP AND SALVAGE MATERIALS . . . . .	27 2651	112.00
GENERAL FUND ACCOUNTS:			BUDGET CLEARING ACCOUNT (EXPENSE) . . . . .	27F3875	138.36
GIFTS TO THE UNITED STATES, NOT OTHERWISE			TOTAL, PROPRIETARY RECEIPTS		
CLASSIFIED . . . . .	83 1259	1,019.01	FROM THE PUBLIC . . . . .		18,842.12
TOTAL, BUDGET RECEIPTS . . . . .		1,019.01	TOTAL, FEDERAL COMMUNICATIONS		
TOTAL, EXPORT-IMPORT BANK OF THE			COMMISSION . . . . .		303,812.47
UNITED STATES . . . . .		1,019.01			

TABLE B - RECEIPTS BY ORGANIZATIONAL UNIT

CLASSIFICATION	RECEIPT SYMBOL	AMOUNT	CLASSIFICATION	RECEIPT SYMBOL	AMOUNT
INDEPENDENT AGENCIES-CONTINUED			INDEPENDENT AGENCIES-CONTINUED		
FEDERAL MARITIME COMMISSION			FEDERAL TRADE COMMISSION-CONTINUED		
BUDGET RECEIPTS			PROPRIETARY RECEIPTS FROM THE PUBLIC		
GENERAL FUND ACCOUNTS:			GENERAL FUND ACCOUNTS:		
REGISTRATION AND FILING FEES . . . . .	65 0853	\$3,2492.16	SALE OF PUBLICATIONS AND REPRODUCTIONS, NOT OTHERWISE CLASSIFIED . . . . .	29 2259	\$27,157.43
FINES, PENALTIES, AND FORFEITURES, NOT OTHERWISE CLASSIFIED . . . . .	65 1099	2,321,875.09	FEES AND OTHER CHARGES FOR ACCOUNTING AND AUDITING SERVICES . . . . .	29 2412	9.86
TOTAL, BUDGET RECEIPTS. . . . .		<u>2,624,367.25</u>	SERVICE CHARGES FOR ALLOTMENTS OF PAY FOR SAVINGS ACCOUNTS (P.L. 90-365) . . . . .	29 2417	829.98
PROPRIETARY RECEIPTS FROM THE PUBLIC			BUDGET CLEARING ACCOUNTS:		
GENERAL FUND ACCOUNTS:			BUDGET CLEARING ACCOUNT (SUSPENSE) . . . . .		
RENT OF REAL PROPERTY, NOT OTHERWISE CLASSIFIED . . . . .	65 1831	6,331.00		29F3875	602,691.79
SALE OF PUBLICATIONS AND REPRODUCTIONS, NOT OTHERWISE CLASSIFIED . . . . .	65 2759	20,598.27	TOTAL, PROPRIETARY RECEIPTS FROM THE PUBLIC . . . . .		<u>630,689.06</u>
MISCELLANEOUS RECOVERIES AND REFUNDS, NOT OTHERWISE CLASSIFIED . . . . .	65 3099	193.20	TOTAL, FEDERAL TRADE COMMISSION . . . . .		<u>1,386,476.65</u>
TOTAL, PROPRIETARY RECEIPTS FROM THE PUBLIC . . . . .		<u>27,122.47</u>	INDIAN CLAIMS COMMISSION		
TOTAL, FEDERAL MARITIME COMMISSION. . . . .		<u>2,651,489.72</u>	PROPRIETARY RECEIPTS FROM THE PUBLIC		
FEDERAL MEDIATION AND CONCILIATION SERVICE			GENERAL FUND ACCOUNTS:		
PROPRIETARY RECEIPTS FROM THE PUBLIC			SERVICE CHARGES FOR ALLOTMENTS OF PAY FOR SAVINGS ACCOUNTS, INDIAN CLAIMS COMMISSIONS (P.L. 90-365) . . . . .		
GENERAL FUND ACCOUNTS:			. . . . . 95 2417.760		
SERVICE CHARGES FOR ALLOTMENTS OF PAY FOR SAVINGS ACCOUNTS (P.L. 90-365) . . . . .	93 2417	945.12	TOTAL, PROPRIETARY RECEIPTS FROM THE PUBLIC . . . . .		<u>33.60</u>
FEES AND OTHER CHARGES FOR SERVICES, FREEDOM OF INFORMATION ACT . . . . .	93 2419.3	709.50	TOTAL, INDIAN CLAIMS COMMISSION . . . . .		<u>33.60</u>
TOTAL, PROPRIETARY RECEIPTS FROM THE PUBLIC . . . . .		<u>1,654.62</u>	INTERGOVERNMENTAL AGENCIES		
TOTAL, FEDERAL MEDIATION AND CONCILIATION SERVICE. . . . .		<u>1,654.62</u>	ADVISORY COMMISSION ON INTERGOVERNMENTAL RELATIONS		
FEDERAL TRADE COMMISSION			BUDGET RECEIPTS		
BUDGET RECEIPTS			TRUST FUND ACCOUNTS:		
GENERAL FUND ACCOUNTS:			CONTRIBUTIONS, ADVISORY COMMISSION ON INTERGOVERNMENTAL RELATIONS (42 USC 4279) . . . . .		
FINES, PENALTIES, AND FORFEITURES, CUSTOMS, COMMERCE AND ANTITRUST LAWS . . . . .	29 1041	755,787.59		55 8155.1	47,250.00
TOTAL, BUDGET RECEIPTS. . . . .		<u>755,787.59</u>	TOTAL, BUDGET RECEIPTS. . . . .		<u>47,250.00</u>
FEDERAL TRADE COMMISSION			APPALACHIAN REGIONAL COMMISSION		
BUDGET RECEIPTS			PROPRIETARY RECEIPTS FROM THE PUBLIC		
GENERAL FUND ACCOUNTS:			TRUST FUND ACCOUNTS:		
FINES, PENALTIES, AND FORFEITURES, CUSTOMS, COMMERCE AND ANTITRUST LAWS . . . . .	29 1041	755,787.59	FEES FOR SERVICES, APPALACHIAN REGIONAL COMMISSION (40 APP. USC 105) . . . . .		
TOTAL, BUDGET RECEIPTS. . . . .		<u>755,787.59</u>		46 8090.3	1,700,000.00
FEDERAL TRADE COMMISSION			TOTAL, PROPRIETARY RECEIPTS FROM THE PUBLIC . . . . .		
BUDGET RECEIPTS					
GENERAL FUND ACCOUNTS:					
FINES, PENALTIES, AND FORFEITURES, CUSTOMS, COMMERCE AND ANTITRUST LAWS . . . . .	29 1041	755,787.59			
TOTAL, BUDGET RECEIPTS. . . . .		<u>755,787.59</u>			

TABLE B - RECEIPTS BY ORGANIZATIONAL UNIT

CLASSIFICATION <sup>1/</sup>	RECEIPT SYMBOL	AMOUNT
INDEPENDENT AGENCIES--CONTINUED		
INTERGOVERNMENTAL AGENCIES--CONTINUED		
APPALACHIAN REGIONAL COMMISSION--CONTINUED		
INTRABUDGETARY RECEIPTS DEDUCTED BY AGENCY		
TRUST FUND ACCOUNTS:		
GENERAL FUND CONTRIBUTIONS, APPALACHIAN REGIONAL COMMISSION (40 AFP, USC 175)	46 8090.1	\$2,397,614.00
TOTAL INTRABUDGETARY RECEIPTS DEDUCTED BY AGENCY		2,397,614.00
TOTAL, APPALACHIAN REGIONAL COMMISSION		4,197,614.00
DELAWARE RIVER BASIN COMMISSION		
PROPRIETARY RECEIPTS FROM THE PUBLIC		
GENERAL FUND ACCOUNTS:		
SERVICE CHARGES FOR ALLOTMENTS OF PAY FOR SAVINGS ACCOUNTS, DELAWARE RIVER BASIN COMMISSION (P.L. 97-355)	46 2417.10	37.21
TOTAL, PROPRIETARY RECEIPTS FROM THE PUBLIC		37.21
TOTAL, DELAWARE RIVER BASIN COMMISSION		37.21
TOTAL, INTERGOVERNMENTAL AGENCIES		4,197,651.21
INTERNATIONAL COMMUNICATION AGENCY		
BUDGET RECEIPTS		
GENERAL FUND ACCOUNTS:		
FINES, PENALTIES, AND FORFEITURES, NOT OTHERWISE CLASSIFIED	67 1099	3,521.63
TRUST FUND ACCOUNTS:		
CONTRIBUTIONS, EDUCATIONAL AND CULTURAL EXCHANGE, INTERNATIONAL COMMUNICATION AGENCY	67 8167.2	56,289.00
CONTRIBUTIONS, SPECIAL INTERNATIONAL EXHIBITIONS, UNITED STATES INFORMATION AGENCY	67 8564.1	9,643.21
CONTRIBUTIONS, EDUCATIONAL AND CULTURAL EXCHANGE, UNITED STATES INFORMATION AGENCY	67 8564.2	4,760.95
TOTAL, BUDGET RECEIPTS		74,213.99

CLASSIFICATION	RECEIPT SYMBOL	AMOUNT
INDEPENDENT AGENCIES--CONTINUED		
INTERNATIONAL COMMUNICATION AGENCY--CONTINUED		
PROPRIETARY RECEIPTS FROM THE PUBLIC		
GENERAL FUND ACCOUNTS:		
MISCELLANEOUS INTEREST COLLECTIONS, NOT OTHERWISE CLASSIFIED	67 1499	\$29.67
RENT OF LAND, NOT OTHERWISE CLASSIFIED	67 1812	43.08
RENT OF REAL PROPERTY, NOT OTHERWISE CLASSIFIED	67 1837	801.00
RENT OF EQUIPMENT AND OTHER PERSONAL PROPERTY	67 1840	334.48
SALE OF PUBLICATIONS AND REPRODUCTIONS, NOT OTHERWISE CLASSIFIED	67 2259	191,931.08
FEES AND OTHER CHARGES FOR ACCOUNTING AND AUDITING SERVICES	67 2412	417.60
SERVICE CHARGES FOR ALLOTMENTS OF PAY FOR SAVINGS ACCOUNTS (P.L. 97-365)	67 2417	3,387.86
FEES AND OTHER CHARGES FOR OTHER SERVICES	67 2419.2	69.45
FEES AND OTHER CHARGES FOR SERVICES, FREEDOM OF INFORMATION ACT	67 2419.3	123.65
FEES AND OTHER CHARGES FOR COMMUNICATION AND TRANSPORTATION SERVICES, NOT OTHERWISE CLASSIFIED	67 2429	28,715.95
BUSINESS CONCESSIONS	67 2465	.13
OTHER FEES AND CHARGES FOR MISCELLANEOUS SERVICES	67 2499	32,175.28
NET PROCEEDS FROM SURPLUS AND EXCESS PROPERTY IN FOREIGN AREAS	67 2633	4,178.75
PROCEEDS FROM SALE OF EQUIPMENT AND OTHER PERSONAL PROPERTY, NOT OTHERWISE CLASSIFIED	67 2649	2,752.46
SALE OF SCRAP AND SALVAGE MATERIALS	67 2651	70,569.42
REPAYMENTS ON MISCELLANEOUS RECOVERABLE COSTS, NOT OTHERWISE CLASSIFIED	67 2889	8.00
MISCELLANEOUS REPAYMENTS ON LOANS AND INVESTMENTS	67 2899	2,764.75
RECOVERIES FOR GOVERNMENT PROPERTY LOST OR DAMAGED, NOT OTHERWISE CLASSIFIED	67 3019	3,121.99
RECOVERIES OF CULTURAL PRESENTATIONS ABROAD	67 3095	75,879.04
MISCELLANEOUS RECOVERIES AND REFUNDS, NOT OTHERWISE CLASSIFIED	67 3099	23,697.85
TRUST FUND ACCOUNTS:		
UNITED STATES DOLLARS ADVANCED FROM FOREIGN GOVERNMENTS, UNITED STATES EDUCATIONAL AND INFORMATION EXCHANGE PROGRAMS, INTERNATIONAL COMMUNICATION AGENCY	67 8167.3	48,224.00
UNITED STATES DOLLARS ADVANCED FROM FOREIGN GOVERNMENTS, UNITED STATES EDUCATIONAL EXCHANGE PROGRAM (22 USC 1475)	19 8778	30,210.00
UNITED STATES DOLLARS ADVANCED FROM FOREIGN GOVERNMENTS, UNITED STATES INFORMATIONAL EXCHANGE PROGRAM (22 USC 1475)	67 8779	21,872.34

TABLE B - RECEIPTS BY ORGANIZATIONAL UNIT

CLASSIFICATION	RECEIPT SYMBOL	AMOUNT	CLASSIFICATION	RECEIPT SYMBOL	AMOUNT
INDEPENDENT AGENCIES--CONTINUED			INDEPENDENT AGENCIES--CONTINUED		
INTERNATIONAL COMMUNICATION AGENCY--CONTINUED			JAPAN-UNITED STATES FRIENDSHIP COMMISSION		
PROPRIETARY RECEIPTS FROM THE PUBLIC--CONTINUED			UNDISTRIBUTED OFFSETTING RECEIPTS		
BUDGET CLEARING ACCOUNTS:			TRUST FUND ACCOUNTS:		
BUDGET CLEARING ACCOUNT (SUSPENSE)	67F3875	\$753,243.66	INTEREST ON INVESTMENTS IN PUBLIC DEBT SECURITIES, JAPAN-UNITED STATES FRIENDSHIP COMMISSION TRUST FUND	95 8025.2	\$940,658.42
TOTAL, PROPRIETARY RECEIPTS FROM THE PUBLIC		1,293,545.49	TOTAL, UNDISTRIBUTED OFFSETTING RECEIPTS		940,658.42
TOTAL, INTERNATIONAL COMMUNICATION AGENCY		1,367,759.38	TOTAL, JAPAN-UNITED STATES FRIENDSHIP COMMISSION		940,658.42
INTERSTATE COMMERCE COMMISSION			NATIONAL CAPITAL PLANNING COMMISSION		
BUDGET RECEIPTS			PROPRIETARY RECEIPTS FROM THE PUBLIC		
GENERAL FUND ACCOUNTS:			GENERAL FUND ACCOUNTS:		
REGISTRATION AND FILING FEES	30 0850	5,634,653.67	MISCELLANEOUS RECOVERIES AND REFUNDS, NOT OTHERWISE CLASSIFIED, NATIONAL CAPITAL PLANNING COMMISSION	95 3099.800	311.35
FINES, PENALTIES, AND FORFEITURES, CUSTOMS, COMMERCE AND ANTITRUST LAWS	30 1040	1,237,172.62	TOTAL, PROPRIETARY RECEIPTS FROM THE PUBLIC		311.35
TOTAL, BUDGET RECEIPTS		6,871,826.29	TOTAL, NATIONAL CAPITAL PLANNING COMMISSION		311.35
PROPRIETARY RECEIPTS FROM THE PUBLIC			NATIONAL FOUNDATION ON THE ARTS AND THE HUMANITIES		
GENERAL FUND ACCOUNTS:			BUDGET RECEIPTS		
FEES AND OTHER CHARGES FOR ACCOUNTING AND AUDITING SERVICES	30 2412	142.88	TRUST FUND ACCOUNTS:		
SERVICE CHARGES FOR ALLOTMENTS OF PAY FOR SAVINGS ACCOUNTS (P.L. 90-365)	30 2417	2,394.00	GIFTS AND DONATIONS, NATIONAL ENDOWMENT FOR THE ARTS	59 8040	236,449.56
FEES AND OTHER CHARGES FOR OTHER SERVICES	30 2419.2	63,889.88	GIFTS AND DONATIONS, NATIONAL ENDOWMENT FOR THE HUMANITIES	59 8050	8,088,361.97
COMMISSIONS ON TELEPHONE PAY STATIONS	30 2423	4.40	TOTAL, BUDGET RECEIPTS		8,324,811.53
RECOVERIES FROM RAILROAD LOAN GUARANTEES, INTERSTATE COMMERCE COMMISSION	30 2919	89,136.88	PROPRIETARY RECEIPTS FROM THE PUBLIC		
MISCELLANEOUS RECOVERIES AND REFUNDS, NOT OTHERWISE CLASSIFIED	30 3099	24,318.36	GENERAL FUND ACCOUNTS:		
TOTAL, PROPRIETARY RECEIPTS FROM THE PUBLIC		179,886.40	MISCELLANEOUS INTEREST COLLECTIONS, NOT OTHERWISE CLASSIFIED	59 1499	5,879.44
TOTAL, INTERSTATE COMMERCE COMMISSION		7,051,712.69	ROYALTIES ON PATENTS, TRADEMARKS, AND COPYRIGHTS	59 2040	6,939.15
			SERVICE CHARGES FOR ALLOTMENTS OF PAY FOR SAVINGS ACCOUNTS (P.L. 90-365)	59 2417	664.14
			FEES AND OTHER CHARGES FOR SERVICES, FREEDOM OF INFORMATION ACT	59 2419.3	7.50

TABLE B - RECEIPTS BY ORGANIZATIONAL UNIT

CLASSIFICATION	RECEIPT SYMBOL	AMOUNT	CLASSIFICATION	RECEIPT SYMBOL	AMOUNT
INDEPENDENT AGENCIES--CONTINUED			INDEPENDENT AGENCIES--CONTINUED		
NATIONAL FOUNDATION ON THE ARTS AND THE HUMANITIES--CONTINUED			NATIONAL SCIENCE FOUNDATION		
PROPRIETARY RECEIPTS FROM THE PUBLIC--CONTINUED			BUDGET RECEIPTS		
GENERAL FUND ACCOUNTS--CONTINUED			TRUST FUND ACCOUNTS:		
OTHER FEES AND CHARGES FOR MISCELLANEOUS SERVICES	59 2499	\$28.80	DONATIONS TO NATIONAL SCIENCE FOUNDATION (42 USC 1877)	49 8569	\$4,348,147.65
RECOVERIES FOR GOVERNMENT PROPERTY LOST OR DAMAGED, NOT OTHERWISE CLASSIFIED	59 3019	549.50	TOTAL, BUDGET RECEIPTS		<u>4,348,147.65</u>
MISCELLANEOUS RECOVERIES AND REFUNDS, NOT OTHERWISE CLASSIFIED	59 3099	11.95	PROPRIETARY RECEIPTS FROM THE PUBLIC		
TOTAL, PROPRIETARY RECEIPTS FROM THE PUBLIC		<u>14,179.48</u>	GENERAL FUND ACCOUNTS:		
TOTAL, NATIONAL FOUNDATION ON THE ARTS AND THE HUMANITIES		<u>8,338,891.01</u>	MISCELLANEOUS INTEREST COLLECTIONS, NOT OTHERWISE CLASSIFIED	49 1499	32,035.73
NATIONAL LABOR RELATIONS BOARD			RENT OF REAL PROPERTY, NOT OTHERWISE CLASSIFIED	49 1839	11.00
PROPRIETARY RECEIPTS FROM THE PUBLIC			ROYALTIES ON PATENTS, TRADEMARKS, AND COPYRIGHTS	49 2041	335,319.69
GENERAL FUND ACCOUNTS:			SALE OF PUBLICATIONS AND REPRODUCTIONS, NOT OTHERWISE CLASSIFIED	49 2259	5,445.82
SERVICE CHARGES FOR ALLOTMENTS OF PAY FOR SAVINGS ACCOUNTS (P.L. 90-365)	63 2417	3,346.56	SERVICE CHARGES FOR ALLOTMENTS OF PAY FOR SAVINGS ACCOUNTS (P.L. 90-365)	49 2417	1,617.80
FEES AND OTHER CHARGES FOR OTHER SERVICES	63 2419.2	496.73	OTHER FEES AND CHARGES FOR MISCELLANEOUS SERVICES	49 2499	23,849.21
FEES AND OTHER CHARGES FOR SERVICES, FREEDOM OF INFORMATION ACT	63 2419.3	6,678.61	NET PROCEEDS FROM SURPLUS PROPERTY IN UNITED STATES (31 USC 725C)	49 2637	51.38
RECOVERIES FOR GOVERNMENT PROPERTY LOST OR DAMAGED, NOT OTHERWISE CLASSIFIED	63 3019	418.75	TOTAL, PROPRIETARY RECEIPTS FROM THE PUBLIC		<u>358,328.62</u>
MISCELLANEOUS RECOVERIES AND REFUNDS, NOT OTHERWISE CLASSIFIED	63 3099	189,856.47	TOTAL, NATIONAL SCIENCE FOUNDATION		<u>4,746,476.27</u>
TOTAL, PROPRIETARY RECEIPTS FROM THE PUBLIC		<u>200,791.09</u>	NATIONAL TRANSPORTATION SAFETY BOARD		
TOTAL, NATIONAL LABOR RELATIONS BOARD		<u>200,791.09</u>	PROPRIETARY RECEIPTS FROM THE PUBLIC		
NATIONAL MEDIATION BOARD			GENERAL FUND ACCOUNTS:		
PROPRIETARY RECEIPTS FROM THE PUBLIC			FEES AND OTHER CHARGES FOR ACCOUNTING AND AUDITING SERVICES, NATIONAL TRANSPORTATION SAFETY BOARD	95 2412.31	39.98
GENERAL FUND ACCOUNTS:			SERVICE CHARGES FOR ALLOTMENTS OF PAY FOR SAVINGS ACCOUNTS, NATIONAL TRANSPORTATION SAFETY BOARD (P.L. 90-365)	95 2417.3	4,658.84
FEES AND OTHER CHARGES FOR OTHER SERVICES, NATIONAL MEDIATION BOARD	95 2419.242	8,025.47	FEES AND OTHER CHARGES FOR OTHER SERVICES, NATIONAL TRANSPORTATION SAFETY BOARD	95 2419.32	23,637.51
TOTAL, PROPRIETARY RECEIPTS FROM THE PUBLIC		<u>8,025.47</u>	TOTAL, PROPRIETARY RECEIPTS FROM THE PUBLIC		<u>28,376.25</u>
TOTAL, NATIONAL MEDIATION BOARD		<u>8,025.47</u>	TOTAL, NATIONAL TRANSPORTATION SAFETY BOARD		<u>28,376.25</u>

TABLE B - RECEIPTS BY ORGANIZATIONAL UNIT

CLASSIFICATION	RECEIPT SYMBOL	AMOUNT	CLASSIFICATION	RECEIPT SYMBOL	AMOUNT
INDEPENDENT AGENCIES--CONTINUED			INDEPENDENT AGENCIES--CONTINUED		
NUCLEAR REGULATORY COMMISSION			RAILROAD RETIREMENT BOARD--CONTINUED		
BUDGET RECEIPTS			PROPRIETARY RECEIPTS FROM THE PUBLIC		
GENERAL FUND ACCOUNTS:			GENERAL FUND ACCOUNTS:		
MISCELLANEOUS FEES FOR REGULATORY AND JUDICIAL SERVICES, NOT OTHERWISE CLASSIFIED . . . . .	31 0891	\$2,777,489.36	SERVICE CHARGES FOR ALLOTMENTS OF PAY FOR SAVINGS ACCOUNTS (P.L. 90-365) . . . . .	60 2417	\$1,371.38
NUCLEAR FACILITY FEES FOR VARIOUS PERMITS AND LICENSES . . . . .	31 0892	6,914,715.10	BUDGET CLEARING ACCOUNTS:		
FINES, PENALTIES, AND FORFEITURES, NOT OTHERWISE CLASSIFIED . . . . .	31 1999	157,625.50	BUDGET CLEARING ACCOUNT (SUSPENSE) . . . . .	60F3875	-177.00
TOTAL, BUDGET RECEIPTS . . . . .		<u>9,835,819.36</u>	TOTAL, PROPRIETARY RECEIPTS FROM THE PUBLIC . . . . .		<u>1,211.38</u>
PROPRIETARY RECEIPTS FROM THE PUBLIC			INTRABUDGETARY RECEIPTS DEDUCTED BY AGENCY		
GENERAL FUND ACCOUNTS:			TRUST FUND ACCOUNTS:		
SALE OF PUBLICATIONS AND REPRODUCTIONS, NOT OTHERWISE CLASSIFIED . . . . .	31 2259	74.00	INTEREST ON ADVANCES TO RAILROAD UNEMPLOYMENT INSURANCE ACCOUNT, RAILROAD RETIREMENT ACCOUNT (45 USC 367 (D)) . . . . .	60 8011.5	5,507,077.70
FEES AND OTHER CHARGES FOR ACCOUNTING AND AUDITING SERVICES . . . . .	31 2412	67.14	FEDERAL PAYMENTS TO RAILROAD RETIREMENT TRUST FUNDS, RAILROAD RETIREMENT BOARD (45 USC 228C-1) . . . . .	60 8011.7	250,000,000.00
SERVICE CHARGES FOR ALLOTMENTS OF PAY FOR SAVINGS ACCOUNTS (P.L. 90-365) . . . . .	31 2417	3,254.40	INTEREST TRANSFERRED TO FEDERAL HOSPITAL INSURANCE TRUST FUND, RAILROAD RETIREMENT ACCOUNT (45 USC 228E (K)) . . . . .	60 8011.13	-17,239,000.00
FEES AND OTHER CHARGES FOR OTHER SERVICES OTHER FEES AND CHARGES FOR MISCELLANEOUS SERVICES . . . . .	31 2419.2	8,848.74	TOTAL INTRABUDGETARY RECEIPTS DEDUCTED BY AGENCY . . . . .		<u>238,268,077.70</u>
RECOVERIES FOR GOVERNMENT PROPERTY LOST OR DAMAGED, NOT OTHERWISE CLASSIFIED . . . . .	31 3119	89.73			
MISCELLANEOUS RECOVERIES AND REFUNDS, NOT OTHERWISE CLASSIFIED . . . . .	31 3199	98.00			
TOTAL, PROPRIETARY RECEIPTS FROM THE PUBLIC . . . . .		<u>14,122.73</u>			
TOTAL, NUCLEAR REGULATORY COMMISSION.		<u>9,849,942.09</u>			
RAILROAD RETIREMENT BOARD			UNDISTRIBUTED OFFSETTING RECEIPTS		
BUDGET RECEIPTS			TRUST FUND ACCOUNTS:		
GENERAL FUND ACCOUNTS:			INTEREST AND PROFITS ON INVESTMENTS IN PUBLIC DEBT SECURITIES, RAILROAD RETIREMENT ACCOUNT (45 USC 228 D) . . . . .		
RAILROAD RETIREMENT TAX ACT TAXES . . . . .	20 0131	43,917,421.18	INTEREST AND PROFITS ON INVESTMENTS IN AGENCY SECURITIES, RAILROAD RETIREMENT ACCOUNT (45 USC 228 D) . . . . .	60 8011.11	2,647,916.68
TRUST FUND ACCOUNTS:			INTEREST AND PROFITS ON INVESTMENTS IN PUBLIC DEBT SECURITIES, RAILROAD RETIREMENT SUPPLEMENTAL ACCOUNT (45 USC 228 D) . . . . .		
REFUNDS OF TAXES, RAILROAD RETIREMENT ACCOUNT . . . . .	60X8011	-719,075.90	TOTAL, UNDISTRIBUTED OFFSETTING RECEIPTS . . . . .		<u>2,854,871.75</u>
RAILROAD RETIREMENT TAXES, RAILROAD RETIREMENT ACCOUNT (66 STAT. 371) . . . . .	60 8011.2	1,856,966,889.65	TOTAL, RAILROAD RETIREMENT BOARD . . . . .		<u>2,768,830,384.76</u>
RECEIPTS TRANSFERRED TO THE FEDERAL HOSPITAL INSURANCE TRUST FUND, RAILROAD RETIREMENT ACCOUNT (45 USC 228E (K)) . . . . .	60 8011.21	-196,516,000.00			
RAILROAD RETIREMENT SUPPLEMENTAL ANNUITY TAXES, RAILROAD RETIREMENT SUPPLEMENTAL ACCOUNT (45 USC 228 D) . . . . .	60 8012.2	118,327,000.00			
TOTAL, BUDGET RECEIPTS . . . . .		<u>1,822,006,233.93</u>			

TABLE B - RECEIPTS BY ORGANIZATIONAL UNIT

CLASSIFICATION	RECEIPT SYMBOL	AMOUNT	CLASSIFICATION	RECEIPT SYMBOL	AMOUNT
INDEPENDENT AGENCIES--CONTINUED			INDEPENDENT AGENCIES--CONTINUED		
RENEGOTIATION BOARD			SELECTIVE SERVICE SYSTEM		
PROPRIETARY RECEIPTS FROM THE PUBLIC			PROPRIETARY RECEIPTS FROM THE PUBLIC		
GENERAL FUND ACCOUNTS:			GENERAL FUND ACCOUNTS:		
FEEs AND OTHER CHARGES FOR ACCOUNTING AND			SERVICE CHARGES FOR ALLOTMENTS OF PAY FOR		
AUDITING SERVICES . . . . .	66 2412	\$2.72	SAVINGS ACCOUNTS (P.L. 90-365) . . . . .	90 2417	\$76.56
SERVICE CHARGES FOR ALLOTMENTS OF PAY FOR			FEEs AND OTHER CHARGES FOR OTHER SERVICES . . . . .	90 2419.2	309.95
SAVINGS ACCOUNTS (P.L. 90-365) . . . . .	66 2417	248.46			
FEEs AND OTHER CHARGES FOR SERVICES,			TOTAL, PROPRIETARY RECEIPTS		386.51
FREEDOM OF INFORMATION ACT . . . . .	66 2419.3	1,625.36	FROM THE PUBLIC . . . . .		
					386.51
TOTAL, PROPRIETARY RECEIPTS		1,876.54	TOTAL, SELECTIVE SERVICE SYSTEM . . . . .		
FROM THE PUBLIC . . . . .					
TOTAL, RENEGOTIATION BOARD . . . . .		1,876.54	SMALL BUSINESS ADMINISTRATION		
			BUDGET RECEIPTS		
SECURITIES AND EXCHANGE COMMISSION			GENERAL FUND ACCOUNTS:		
BUDGET RECEIPTS			GIFTS TO THE UNITED STATES, NOT OTHERWISE		
GENERAL FUND ACCOUNTS:			CLASSIFIED . . . . .		
REGISTRATION AND FILING FEES . . . . .	50 0850	26,401,587.20		73 1299	4,571.38
TOTAL, BUDGET RECEIPTS . . . . .		26,401,587.20	TOTAL, BUDGET RECEIPTS . . . . .		4,571.38
PROPRIETARY RECEIPTS FROM THE PUBLIC			PROPRIETARY RECEIPTS FROM THE PUBLIC		
GENERAL FUND ACCOUNTS:			GENERAL FUND ACCOUNTS:		
FEEs AND OTHER CHARGES FOR ACCOUNTING AND			SERVICE CHARGES FOR ALLOTMENTS OF PAY FOR		
AUDITING SERVICES . . . . .	50 2412	85.20	SAVINGS ACCOUNTS (P.L. 90-365) . . . . .	73 2417	3,628.92
SERVICE CHARGES FOR ALLOTMENTS OF PAY FOR			FEEs AND OTHER CHARGES FOR PROGRAM		
SAVINGS ACCOUNTS (P.L. 90-365) . . . . .	50 2417	1,762.74	ADMINISTRATION SERVICES . . . . .	73 2419.1	224.64
FEEs AND OTHER CHARGES FOR SERVICES,			FEEs AND OTHER CHARGES FOR OTHER SERVICES . . . . .	73 2419.2	6,346.02
FREEDOM OF INFORMATION ACT . . . . .	50 2419.3	1,834.18	PROCEEDS FROM SALE OF EQUIPMENT AND OTHER		
OTHER FEEs AND CHARGES FOR MISCELLANEOUS			PERSONAL PROPERTY, NOT OTHERWISE CLASSIFIED . . . . .	73 2649	875.97
SERVICES . . . . .	50 2499	22,139.87	SALE OF SCRAP AND SALVAGE MATERIALS . . . . .	73 2651	142.94
			MISCELLANEOUS RECOVERIES AND REFUNDS, NOT		
BUDGET CLEARING ACCOUNTS:			OTHERWISE CLASSIFIED . . . . .	73 3099	7,815.15
BUDGET CLEARING ACCOUNT (SUSPENSE) . . . . .	50F3875	-471.59	TOTAL, PROPRIETARY RECEIPTS		19,033.64
			FROM THE PUBLIC . . . . .		
TOTAL, PROPRIETARY RECEIPTS		25,351.40	TOTAL, SMALL BUSINESS ADMINISTRATION . . . . .		23,675.02
FROM THE PUBLIC . . . . .					
TOTAL, SECURITIES AND EXCHANGE		26,426,937.69	SMITHSONIAN INSTITUTION		
COMMISSION . . . . .			BUDGET RECEIPTS		
			TRUST FUND ACCOUNTS:		
			DEPOSITS, CANAL ZONE BIOLOGICAL AREA FUND		
			(20 JSC 790) . . . . .		
				33 8190	78,829.45
			TOTAL, BUDGET RECEIPTS . . . . .		78,829.45

TABLE B - RECEIPTS BY ORGANIZATIONAL UNIT

CLASSIFICATION	RECEIPT SYMBOL	AMOUNT	CLASSIFICATION	RECEIPT SYMBOL	AMOUNT
INDEPENDENT AGENCIES--CONTINUED			INDEPENDENT AGENCIES--CONTINUED		
SMITHSONIAN INSTITUTION--CONTINUED			TEMPORARY STUDY COMMISSIONS--CONTINUED		
PROPRIETARY RECEIPTS FROM THE PUBLIC			OTHER TEMPORARY COMMISSIONS		
GENERAL FUND ACCOUNTS:			PROPRIETARY RECEIPTS FROM THE PUBLIC		
SALE OF POWER AND OTHER UTILITIES, NOT OTHERWISE CLASSIFIED . . . . .	33 2249	\$25,121.23	GENERAL FUND ACCOUNTS:		
SALE OF PUBLICATIONS AND REPRODUCTIONS, NOT OTHERWISE CLASSIFIED . . . . .	33 2259	17,783.26	SERVICE CHARGES FOR ALLOTMENTS OF PAY FOR SAVINGS ACCOUNTS, NAVAJO AND HUPI RELOCATION COMMISSION, (P.L. 90-365) . . . . .	48 2417.717	\$6.96
FEES AND OTHER CHARGES FOR ACCOUNTING AND AUDITING SERVICES . . . . .	33 2412	229.77	TOTAL, PROPRIETARY RECEIPTS FROM THE PUBLIC . . . . .		6.96
SERVICE CHARGES FOR ALLOTMENTS OF PAY FOR SAVINGS ACCOUNTS (P.L. 90-365) . . . . .	33 2417	4,649.29	TOTAL, OTHER TEMPORARY COMMISSIONS . . . . .		6.96
FEES AND OTHER CHARGES FOR OTHER SERVICES . . . . .	33 2419.2	9,398.12			
RECOVERIES FOR GOVERNMENT PROPERTY LOST OR DAMAGED, NOT OTHERWISE CLASSIFIED . . . . .	33 3019	821.19			
MISCELLANEOUS RECOVERIES AND REFUNDS, NOT OTHERWISE CLASSIFIED . . . . .	33 3099	545.21			
BUDGET CLEARING ACCOUNTS:			NATIONAL COMMISSION ON THE OBSERVANCE OF INTERNATIONAL WOMEN'S YEAR, 1975		
BUDGET CLEARING ACCOUNT (SUSPENSE) . . . . .	33F3875	-1.76	BUDGET RECEIPTS		
TOTAL, PROPRIETARY RECEIPTS FROM THE PUBLIC . . . . .		57,845.05	TRUST FUND ACCOUNTS:		
TOTAL, SMITHSONIAN INSTITUTION . . . . .		136,674.50	CONTRIBUTIONS, NATIONAL COMMISSION ON THE OBSERVANCE OF INTERNATIONAL WOMEN'S YEAR, 1975 . . . . .	48 8024	82,867.84
			TOTAL, BUDGET RECEIPTS . . . . .		82,867.84
TEMPORARY STUDY COMMISSIONS					
JOINT FEDERAL-STATE LAND USE PLANNING COMMISSION FOR ALASKA			PROPRIETARY RECEIPTS FROM THE PUBLIC		
PROPRIETARY RECEIPTS FROM THE PUBLIC			GENERAL FUND ACCOUNTS:		
GENERAL FUND ACCOUNTS:			SERVICE CHARGES FOR ALLOTMENTS OF PAY FOR SAVINGS ACCOUNTS, NATIONAL COMMISSION ON THE OBSERVANCE OF INTERNATIONAL WOMEN'S YEAR (P. L. 90-365) . . . . .	48 2417.250	12.54
SERVICE CHARGES FOR ALLOTMENTS OF PAY FOR SAVINGS ACCOUNTS, JOINT FEDERAL-STATE LAND USE PLANNING COMMISSION FOR ALASKA . . . . .	48 2417.580	26.70	TOTAL, PROPRIETARY RECEIPTS FROM THE PUBLIC . . . . .		12.54
TRUST FUND ACCOUNTS:			TOTAL, NATIONAL COMMISSION ON THE OBSERVANCE OF INTERNATIONAL WOMEN'S YEAR, 1975 . . . . .		82,880.38
COOPERATIVE FUNDS, JOINT FEDERAL-STATE LAND USE PLANNING COMMISSION FOR ALASKA (43 USC 1616) . . . . .	48 8061	600,201.00	TOTAL, TEMPORARY STUDY COMMISSIONS . . . . .		683,114.14
TOTAL, PROPRIETARY RECEIPTS FROM THE PUBLIC . . . . .		600,226.70			
TOTAL, JOINT FEDERAL-STATE LAND USE PLANNING COMMISSION FOR ALASKA . . . . .		600,226.70	TENNESSEE VALLEY AUTHORITY		
			PROPRIETARY RECEIPTS FROM THE PUBLIC		
			GENERAL FUND ACCOUNTS:		
			OTHER FEES AND CHARGES FOR MISCELLANEOUS SERVICES . . . . .	64 2499	26,403.00

277-816 O - 79 - 7



TABLE B - RECEIPTS BY ORGANIZATIONAL UNIT

CLASSIFICATION	RECEIPT SYMBOL	AMOUNT
INDEPENDENT AGENCIES-CONTINUED		
TENNESSEE VALLEY AUTHORITY-CONTINUED		
PROPRIETARY RECEIPTS FROM THE PUBLIC-CONTINUED		
GENERAL FUND ACCOUNTS-CONTINUED		
NET PROCEEDS FROM SURPLUS PROPERTY IN UNITED STATES (21 USC 725C)	64 2637	\$6,309.16
TOTAL, PROPRIETARY RECEIPTS FROM THE PUBLIC		<u>32,712.16</u>
TOTAL, TENNESSEE VALLEY AUTHORITY		<u>32,712.16</u>
WATER RESOURCES COUNCIL		
PROPRIETARY RECEIPTS FROM THE PUBLIC		
TRUST FUND ACCOUNTS:		
FEES FOR ADMINISTRATIVE SERVICES, PACIFIC NORTHWEST RIVER BASIN COMMISSION, VANCOUVER, WASHINGTON (42 USC 1962B-6)	85 8156.3	176,634.73
FEES FOR ADMINISTRATIVE SERVICES, GREAT LAKES BASIN COMMISSION, ANN ARBOR, MICHIGAN (42 USC 1962B-6)	85 8157.3	283,824.24
FEES FOR ADMINISTRATIVE SERVICES, NEW ENGLAND RIVER BASIN COMMISSION, BOSTON, MASSACHUSETTS (42 USC 1962B-6)	85 8159.3	171,625.00
FEES FOR ADMINISTRATIVE SERVICES, OHIO RIVER BASIN COMMISSION, CINCINNATI, OHIO (42 USC 1962B-6)	85 8160.3	930,113.16
FEES FOR ADMINISTRATIVE SERVICES, MISSOURI RIVER BASIN COMMISSION, OMAHA, NEBRASKA (42 USC 1962B-6)	85 8161.3	221,875.60
TOTAL, PROPRIETARY RECEIPTS FROM THE PUBLIC		<u>1,783,072.70</u>
INTRABUDGETARY RECEIPTS DEDUCTED BY AGENCY		
TRUST FUND ACCOUNTS:		
GENERAL FUND CONTRIBUTIONS, PACIFIC-NORTHWEST RIVER BASIN COMMISSION, VANCOUVER, WASHINGTON (42 USC 1962B-6)	85 8156.1	549,560.00
GENERAL FUND CONTRIBUTIONS, GREAT LAKES BASIN COMMISSION, ANN ARBOR, MICHIGAN (42 USC 1962B-6)	85 8157.1	1,144,035.15
GENERAL FUND CONTRIBUTIONS, NEW ENGLAND RIVER BASIN COMMISSION, BOSTON, MASSACHUSETTS (42 USC 1962B-6)	85 8159.1	1,646,757.06
GENERAL FUND CONTRIBUTIONS, OHIO RIVER BASIN COMMISSION, CINCINNATI, OHIO (42 USC 1962 B-6)	85 8160.1	114,600.00

CLASSIFICATION	RECEIPT SYMBOL	AMOUNT
INDEPENDENT AGENCIES-CONTINUED		
WATER RESOURCES COUNCIL-CONTINUED		
INTRABUDGETARY RECEIPTS DEDUCTED BY AGENCY-CONTINUED		
TRUST FUND ACCOUNTS:		
CONTINUED		
GENERAL FUND CONTRIBUTIONS, MISSOURI RIVER BASIN COMMISSION, OMAHA, NEBRASKA (42 USC 1962 B-6)	85 8161.1	\$1,415,181.26
GENERAL FUND CONTRIBUTIONS, UPPER MISSISSIPPI RIVER BASIN COMMISSION, WATERLOO, IOWA (42 USC 1962 B-6)	85 8162.1	725,674.91
TOTAL INTRABUDGETARY RECEIPTS DEDUCTED BY AGENCY		<u>5,595,748.38</u>
TOTAL, WATER RESOURCES COUNCIL		<u>7,378,821.08</u>
TOTAL, INDEPENDENT AGENCIES		<u>19,996,343,667.45</u>

1 Under Acts of March 4, 1907 (34 Stat. 1270); March 1, 1911 (36 Stat. 963), and June 30, 1914 (38 Stat. 441), 25 percent of all money received from each national forest is paid to the state in which such forest is situated. The sum of \$224,098,357.06 was credited during the fiscal year 1978 to the appropriation account "Payments to States, National Forest fund, Department of Agriculture." Under the Act of June 20, 1910 (36 Stat. 562), such "proportion of the gross proceeds of all the national forests within said State as the area of land hereby granted to said State for school purposes, which are situated within said forest reserve \*\*may bear to the total area of all the national forests within said State, is credited to account "Payments to school funds, Arizona and New Mexico. In accordance with this provision, and upon the basis of reports from the Department of Agriculture, \$219,320.50 of the collections for the fiscal year 1978 was credited during the fiscal year 1978 to the appropriation account "Payments to school funds, Arizona and New Mexico." Under the Act of March 4, 1913 (37 Stat. 843), 10 percent of the national forest fund receipts are available for the forest maintenance of roads and trails within the national forests. During the fiscal year, the sum of \$66,011,952.76 was credited to the appropriation "Roads and Trails for States, National Forests funds, Department of Agriculture.

Gross revenues of 1978.....	\$491,656,153.15
Transfers of revenue.....	-660,451,220.16
Net adjustment of revenues.....	20,610.97
Net receipts in clearing account.....	-168,774,456.04

2 Includes adjustment of \$565,368,459.90 which understates account 20-0310 and overstates account 20-5209 to correct prior year balances.

3 Represents Internal Revenue Service transfers during Fiscal Year 1978 of \$1.00 and \$2.00 designations from Individual Income-Withholding receipt account 20-0101 to account 20-5081 in the following amounts:

Designations	No. Designated	Amount
\$1.00	10,772,259	\$10,772,259.00
\$2.00	14,154,465	28,304,872.00
Totals	<u>24,926,724</u>	<u>39,077,131.00</u>

**Table C - Part 1 - CLEARING ACCOUNTS FOR WITHHELD FEDERAL INDIVIDUAL INCOME AND FEDERAL INSURANCE CONTRIBUTION ACT TAXES**  
 (Excluding certain agencies as noted in footnote 1) .

CLASSIFICATION	BALANCES SEPTEMBER 30, 1977	TAXES WITHHELD	PAYMENTS TO INTERNAL REVENUE SERVICE	NET WITHHOLDINGS OR PAYMENTS	BALANCES SEPTEMBER 30, 1978
EXECUTIVE OFFICE OF THE PRESIDENT . . . . .	\$18,632.97	-----	-----	-----	\$18,632.97
FUNDS APPROPRIATED TO THE PRESIDENT: AGENCY FOR INTERNATIONAL DEVELOPMENT . . . . .	112,002.45	\$677.10	\$86,419.36	-\$85,742.26	26,260.19
DEPARTMENT OF AGRICULTURE . . . . .	2,261.70	319.07	-----	319.07	2,580.77
DEPARTMENT OF COMMERCE . . . . .	40,877.96	-21,602.02	17,415.26	-39,017.28	1,860.68
DEPARTMENT OF DEFENSE:					
DEPARTMENT OF THE ARMY . . . . .	189,037,085.09	2,730,928,710.60	2,892,334,141.85	-161,405,431.25	27,631,653.84
DEPARTMENT OF THE NAVY . . . . .	3,416,227.88	-41,291.24	3,374,936.64	-3,416,227.88	-----
DEPARTMENT OF THE AIR FORCE . . . . .	55,926,473.84	2,329,538,384.31	2,345,216,966.71	-15,678,582.40	40,247,891.44
SECRETARY OF DEFENSE . . . . .	-3,441.79	-----	-----	-----	-3,441.79
TOTAL, DEPARTMENT OF DEFENSE . . . . .	248,376,345.02	5,060,425,803.67	5,240,926,045.20	-180,500,241.53	67,876,103.49
DEPARTMENT OF THE INTERIOR . . . . .	93,098.21	-91,129.18	985.35	-92,114.53	983.68
DEPARTMENT OF JUSTICE . . . . .	59,430.92	290,146.29	167,179.58	122,966.71	182,405.63
DEPARTMENT OF LABOR . . . . .	80,237.33	1,062,346.21	1,024,262.13	38,084.08	118,321.41
DEPARTMENT OF STATE . . . . .	266,365.83	4,228.09	270,593.92	-266,365.83	-----
DEPARTMENT OF TRANSPORTATION . . . . .	1,404.75	-----	-3,040.86	3,040.86	4,445.61
DEPARTMENT OF THE TREASURY . . . . .	13,952.68	55.96	-2,767.00	2,822.96	16,775.64
GENERAL SERVICES ADMINISTRATION . . . . .	24,370.44	-----	-----	-----	24,370.44
INDEPENDENT AGENCIES:					
ACTION . . . . .	112,451.87	602,946.64	605,309.46	-2,362.82	110,089.05
AMERICAN BATTLE MONUMENTS COMMISSION . . . . .	-----	9,969.62	9,969.62	-----	-----
INTERNATIONAL COMMUNICATION AGENCY . . . . .	-5,517.03	-----	-----	-----	-5,517.03
NATIONAL TRANSPORTATION SAFETY BOARD . . . . .	2,489.51	-----	-2,809.09	2,809.09	5,298.60
TOTAL, INDEPENDENT AGENCIES . . . . .	109,424.35	612,916.26	612,469.99	446.27	109,870.62
TOTAL, CLEARING ACCOUNTS . . . . .	249,198,412.61	5,062,283,761.45	5,243,059,562.93	-180,815,801.48	68,382,611.13

1/ In general, Government payroll offices in the continental United States are required to have a check drawn, as of the payroll date, in favor of a Federal Reserve Bank, to cover income and FICA taxes withheld from the pay of Federal employees. The payments for these Federal Agencies using the FTD system are excluded from this table. However, in the Department of Defense and certain other agencies with payroll offices outside the continental United States, income and FICA taxes withheld are accounted for as being credited to clearing accounts pending charges (representing payments submitted to the District Directors of Internal Revenue) with quarterly tax returns. Credits, payments, and balances in those clearing accounts maintained in the central records of the Department of the Treasury are reflected in this table.

Table C - Part 2 - BUDGET CLEARING ACCOUNT (Suspense)

CLASSIFICATION	BALANCES SEPTEMBER 30, 1977	RECEIPTS	DISBURSEMENTS	NET COLLECTIONS OR DISBURSEMENTS	BALANCES SEPTEMBER 30, 1978
LEGISLATIVE BRANCH: SENATE AND HOUSE OF REPRESENTATIVES . . . . .	\$949.04	-----	\$949.04	-\$949.04	-----
GENERAL ACCOUNTING OFFICE . . . . .	-132.83	\$132.83	-----	132.83	-----
TOTAL, LEGISLATIVE BRANCH . . . . .	816.21	132.83	949.04	-816.21	-----
THE JUDICIARY . . . . .	.44	-----	-----	-----	\$ .44
EXECUTIVE OFFICE OF THE PRESIDENT . . . . .	-81.49	-----	-----	-----	-81.49
FUNDS APPROPRIATED TO THE PRESIDENT: AGENCY FOR INTERNATIONAL DEVELOPMENT . . . . .	960,634.08	7,250,946.05	7,252,195.33	-1,249.28	959,384.80
OVERSEAS PRIVATE INVESTMENT CORPORATION . . . . .	106.02	-----	106.02	-106.02	-----
TOTAL, FUNDS APPROPRIATED TO THE PRESIDENT . . . . .	960,740.10	7,250,946.05	7,252,301.35	-1,355.30	959,384.80
DEPARTMENT OF AGRICULTURE . . . . .	17,956,559.86	4,250,498,748.01	4,257,835,326.28	-7,336,578.27	10,619,981.59
DEPARTMENT OF COMMERCE . . . . .	323,833.83	945,658.07	1,269,241.99	-323,583.92	249.91
DEPARTMENT OF DEFENSE - MILITARY: DEPARTMENT OF THE ARMY . . . . .	39,033,307.07	1,734,975,635.13	1,774,008,742.20	-39,033,307.07	-----
DEPARTMENT OF THE NAVY . . . . .	2,268,667.86	1,461,744.80	3,730,412.66	-2,268,667.86	-----
DEPARTMENT OF THE AIR FORCE . . . . .	17,071,225.67	1,287,373,942.26	1,297,641,515.73	-10,267,573.47	6,803,652.20
SECRETARY OF DEFENSE . . . . .	-----	18,243.45	18,243.45	-----	-----
DEPARTMENT OF DEFENSE - CIVIL: CORPS OF ENGINEERS . . . . .	1,148,223.87	138,815,887.25	139,461,666.85	-645,779.60	502,444.27
THE PANAMA CANAL . . . . .	2,101.99	-----	-440.93	440.93	2,542.92
TOTAL, DEPARTMENT OF DEFENSE . . . . .	59,523,526.46	3,162,645,252.89	3,214,860,139.96	-52,214,887.07	7,308,639.39
DEPARTMENT OF ENERGY . . . . .	-----	8,506,312.80	11,797,148.76	-3,290,835.96	-3,290,835.96
DEPARTMENT OF HEALTH, EDUCATION, AND WELFARE . . . . .	-1,016,998.07	623,337.27	-1,659,019.35	2,282,356.62	1,265,358.55
DEPARTMENT OF HOUSING AND URBAN DEVELOPMENT . . . . .	-----	656.09	656.09	-----	-----
DEPARTMENT OF THE INTERIOR . . . . .	400,998.70	90,271,118.93	89,764,155.60	506,923.33	907,922.03
DEPARTMENT OF JUSTICE . . . . .	8,723,822.62	61,794,168.69	62,671,495.11	-877,326.42	7,846,496.20
DEPARTMENT OF LABOR . . . . .	892,744.27	3,722,301.92	4,450,463.15	-728,161.23	164,583.04
DEPARTMENT OF STATE . . . . .	4,966,246.75	32,515,768.99	37,194,594.34	-4,678,825.35	287,421.40
DEPARTMENT OF TRANSPORTATION . . . . .	1,037,086.98	43,587,673.82	45,065,777.31	-1,478,103.49	-441,016.51
DEPARTMENT OF THE TREASURY . . . . .	14,620,281.17	61,618,603.59	31,660,035.40	29,558,564.19	44,579,845.36

Table C - Part 3 - BUDGET CLEARING ACCOUNT (suspense) - Continued

CLASSIFICATION	BALANCES SEPTEMBER 30, 1977	RECEIPTS	DISBURSEMENTS	NET COLLECTIONS OR DISBURSEMENTS	BALANCES SEPTEMBER 30, 1978
ENVIRONMENTAL PROTECTION AGENCY . . . . .	-\$662.69	\$21,931.09	\$34,026.88	-\$2,053.79	-\$2,756.48
GENERAL SERVICES ADMINISTRATION . . . . .	10,593,957.22	9,793,777.80	9,883,942.52	-90,164.72	10,503,792.50
NATIONAL AERONAUTICS AND SPACE ADMINISTRATION . . . . .	330,287.82	2,172,484.83	2,416,030.20	-243,545.37	86,742.45
VETERANS ADMINISTRATION . . . . .	4,570,163.87	87,853,488.75	87,623,203.23	230,285.52	4,800,449.39
INDEPENDENT AGENCIES:					
ACTION . . . . .	62,381.06	185,906.12	64,928.43	120,977.69	183,358.75
CIVIL SERVICE COMMISSION . . . . .	12,003.48	-12,003.48	120,889.95	-132,893.43	-120,889.95
CONSUMER PRODUCT SAFETY COMMISSION . . . . .	-----	60.82	60.82	-----	-----
FEDERAL COMMUNICATIONS COMMISSION . . . . .	-----	138.36	-----	138.36	138.36
FEDERAL MEDIATION AND CONCILIATION SERVICE . . . . .	-----	26.27	-----	-----	-----
FEDERAL TRADE COMMISSION . . . . .	198.01	-----	-602,681.79	602,681.75	602,889.80
INTERNATIONAL COMMUNICATION AGENCY . . . . .	454,262.33	762,279.44	9,035.78	753,243.66	1,207,509.99
NATIONAL LABOR RELATIONS BOARD . . . . .	-----	835.98	835.98	-----	-----
RAILROAD RETIREMENT BOARD . . . . .	-----	-----	170.00	-170.00	-170.00
SECURITIES AND EXCHANGE COMMISSION . . . . .	471.59	278.24	749.83	-471.59	-----
SMALL BUSINESS ADMINISTRATION . . . . .	-----	390.85	390.85	-----	-----
SMITHSONIAN INSTITUTION . . . . .	100.76	2,028.08	2,128.84	-100.76	-----
TOTAL, INDEPENDENT AGENCIES . . . . .	529,417.23	939,940.68	-403,475.04	1,343,415.72	1,872,832.95
TOTAL, CLEARING ACCOUNTS . . . . .	124,412,741.28	7,824,772,303.10	7,861,717,034.87	-36,944,731.72	87,468,009.56

Table C - Part 3 - OTHER RECEIPT CLEARING ACCOUNTS

CLASSIFICATION	BALANCES SEPTEMBER 30, 1977	RECEIPTS	DISBURSEMENTS	NET COLLECTIONS OR DISBURSEMENTS	BALANCES SEPTEMBER 30, 1978
FUNDS APPROPRIATED TO THE PRESIDENT: AGENCY FOR INTERNATIONAL DEVELOPMENT: PAYMENT ON ACCOUNT OF MUTUAL SECURITY LOANS . . . . .	----- \$859,750.87	\$8,467,999.98 1,188,426.34	\$8,467,999.98 880,642.69	----- \$307,782.65	----- \$1,167,533.52
PROCEEDS OF SALES, PERSONAL PROPERTY . . . . .	1,161,687.82	893,401.67	1,907,257.97	-1,013,856.30	147,831.52
VOLUNTARY CONTRIBUTIONS, DONATIONS AND SERVICE CREDIT PAYMENTS . . . . .					
TOTAL, FUNDS APPROPRIATED TO THE PRESIDENT . . . . .	2,021,438.69	10,545,827.99	11,255,901.64	-706,073.65	1,315,365.04
DEPARTMENT OF COMMERCE: PROCEEDS OF SALES, PERSONAL PROPERTY . . . . .	4,979.38	1,636.51	3,453.84	-1,817.33	3,162.05
DEPARTMENT OF DEFENSE: DEPARTMENT OF THE ARMY: FEDERAL TAX WITHHELD FROM PAYMENTS TO NONRESIDENT ALIENS . . . . .	26,091.66	357,668.65	380,309.79	-22,641.14	3,450.52
PROCEEDS OF SALES, PERSONAL PROPERTY . . . . .	5,016,523.06	2,210,214.02	2,085,562.13	124,651.89	5,141,174.95
PERUCTIONS FROM EMPLOYEES' SALARIES, CIVIL SERVICE RETIREMENT AND DISABILITY FUND . . . . .	1,002,828.86	136,826,113.72	138,920,428.92	-2,094,315.20	-1,091,486.34
EMPLOYING AGENCY CONTRIBUTIONS, CIVIL SERVICE RETIREMENT AND DISABILITY FUND . . . . .	1,470,701.44	136,954,699.14	139,139,276.02	-2,184,576.88	-713,875.44
EMPLOYING AGENCY PAYMENTS FOR SALARIES OF REEMPLOYED ANNUITANTS . . . . .	36,480.85	545,615.88	586,096.73	-36,480.85	-----
DEPARTMENT OF THE NAVY: PROCEEDS OF SALES, PERSONAL PROPERTY . . . . .	1,749,469.28	2,413,648.06	4,143,067.75	-1,729,419.73	20,049.55
DEDUCTIONS FROM EMPLOYEES' SALARIES, CIVIL SERVICE RETIREMENT AND DISABILITY FUND . . . . .	-1,067,126.81	-38,086.36	-1,105,213.17	1,067,126.81	-----
EMPLOYING AGENCY CONTRIBUTIONS, CIVIL SERVICE RETIREMENT AND DISABILITY FUND . . . . .	1,099,102.96	-----	1,099,102.96	-1,099,102.96	-----
DEPARTMENT OF THE AIR FORCE: FEDERAL TAX WITHHELD FROM PAYMENTS TO NONRESIDENT ALIENS . . . . .	40,025.89	63,429.87	54,165.76	9,264.11	49,280.00
EXCISE TAXES . . . . .	62,088.42	734,906.48	752,138.24	-17,231.76	44,856.64
PROCEEDS OF SALES, PERSONAL PROPERTY . . . . .	821,602.73	1,776,647.98	-18,545.43	1,795,193.41	2,614,796.14
PROCEEDS FROM SALE OF SCRAP, SALVAGE OR SURPLUS MATERIALS . . . . .	-----	225.30	223.50	1.80	1.80
DEDUCTIONS FROM EMPLOYEES' SALARIES, CIVIL SERVICE RETIREMENT AND DISABILITY FUND . . . . .	113,115.79	67,928,298.51	68,041,414.30	-113,115.79	-----
EMPLOYING AGENCY CONTRIBUTIONS, CIVIL SERVICE RETIREMENT AND DISABILITY FUND . . . . .	113,115.79	67,928,294.99	68,041,410.78	-113,115.79	-----
EMPLOYING AGENCY PAYMENTS FOR SALARIES OF REEMPLOYED ANNUITANTS . . . . .	26,788.76	166,155.10	192,943.86	-26,788.76	-----

Table C - Part 3 - OTHER RECEIPT CLEARING ACCOUNTS - Continued

CLASSIFICATION	BALANCES SEPTEMBER 30, 1977	RECEIPTS	DISBURSEMENTS	NET COLLECTIONS OR DISBURSEMENTS	BALANCES SEPTEMBER 30, 1978
CORPS OF ENGINEERS: DEDUCTIONS FROM EMPLOYEES' SALARIES, CIVIL SERVICE RETIREMENT AND DISABILITY FUND . . . . .	-----	\$15,417,329.90	\$15,416,759.38	\$530.52	\$530.52
EMPLOYING AGENCY CONTRIBUTIONS, CIVIL SERVICE RETIREMENT AND DISABILITY FUND . . . . .	-----	15,417,329.90	15,416,759.28	530.52	530.52
VOLUNTARY CONTRIBUTIONS, DONATIONS AND SERVICE CREDIT PAYMENTS . . . . .	-----	203,496.59	204,557.43	-1,061.04	-1,061.04
SECRETARY OF DEFENSE: PROCEEDS OF SALES, PERSONAL PROPERTY . . . . .	\$57,812.85	73,456.12	34,391.01	39,105.11	56,917.96
PROCEEDS FROM SALE OF SCRAP, SALVAGE OR SURPLUS MATERIALS, DEFENSE SUPPLY AGENCY . . . . .	105,446,444.02	102,494,994.05	166,273,326.53	-63,778,332.48	41,669,111.54
TOTAL, DEPARTMENT OF DEFENSE . . . . .	116,015,065.55	551,478,477.00	619,658,756.11	-68,179,778.21	47,825,287.34
DEPARTMENT OF HEALTH, EDUCATION, AND WELFARE: FEDERAL TAX WITHHELD FROM PAYMENTS TO NONRESIDENT ALIENS . . . . .	-18,302.07	18,502.37	-80,815.24	99,317.61	81,015.54
DEPARTMENT OF TRANSPORTATION: PROCEEDS OF SALES, PERSONAL PROPERTY . . . . .	-----	1,200.00	-----	1,200.00	1,200.00
DEPARTMENT OF THE TREASURY: UNDISTRIBUTED PROCEEDS FROM SALE OF FOREIGN CURRENCY . . . . .	9,068,192.99	2,667,985.82	54,975.59	2,613,010.23	11,681,203.22
UNIDENTIFIED CASH COLLECTIONS, FEDERAL TAX DEPOSITS, INTERNAL REVENUE SERVICE . . . . .	62,204,388.64	17,412,655.40	-----	17,412,655.40	79,617,044.04
TOTAL, DEPARTMENT OF THE TREASURY . . . . .	71,272,581.63	20,080,641.22	54,975.59	20,025,665.63	91,298,247.26
INDEPENDENT AGENCIES: INTERNATIONAL COMMUNICATION AGENCY: DEDUCTIONS FROM EMPLOYEES' SALARIES, FOREIGN SERVICE RETIREMENT AND DISABILITY FUND . . . . .	501,880.75	67,954.23	-----	67,954.23	569,834.98
VOLUNTARY CONTRIBUTIONS, FOREIGN SERVICE RETIREMENT AND DISABILITY FUND . . . . .	14,008.44	19,826.56	-----	19,826.56	33,835.00
EMPLOYING AGENCY CONTRIBUTIONS, FOREIGN SERVICE RETIREMENT AND DISABILITY FUND . . . . .	501,880.75	67,954.23	-----	67,954.23	569,834.98
PROCEEDS FROM CIVIL SERVICE RETIREMENT AND DISABILITY FUND, FOREIGN SERVICE RETIREMENT AND DISABILITY FUND . . . . .	156,797.48	499,442.59	-----	499,442.59	656,240.07
TOTAL, INDEPENDENT AGENCIES . . . . .	1,174,567.42	655,177.61	-----	655,177.61	1,829,745.03
TOTAL, OTHER RECEIPT CLEARING ACCOUNTS . . . . .	190,470,330.60	582,785,463.60	630,891,771.94	-48,106,308.24	142,364,022.26

Table D - CAPITAL TRANSFERS

Classification	Amount Fiscal Year 1978	Classification	Amount Fiscal Year 1978
Legislative Branch:		General Services Administration:	
Government Printing Office revolving fund:		Federal Telecommunications Fund:	
Payment of earnings.....	\$12,863,244.43	Payment of earnings.....	\$4,731,419.84
Funds Appropriated to the President:		Automatic Data Processing Fund:	
Liquidation of foreign military sales fund:		Payment of earnings.....	228,584.24
Repayment of investment.....	12,809,492.93	Total, General Services Administration.....	4,960,004.08
Department of Energy:		Veterans Administration:	
Bonneville Power Administration, Power		Rental, Maintenance and Repair of Quarters:	
Marketing Administrations:		Payment of earnings.....	217.89
Repayment of investment.....	142,419,066.00	Independent Agencies:	
Department of Housing and Urban Development:		Emergency Loan Guarantee Board:	
Community Disposal Operations Fund:		Emergency Loan Guarantee Fund:	
Repayment of investment.....	1,000,000.00	Payment of earnings.....	31,035,868.34
Revolving Fund, Liquidating Programs:		Export-Import Bank of the United States:	
Repayment of investment.....	10,000,000.00	Export-Import Bank of the United States Fund:	
Total, Department of Housing and Urban		Payment of dividends.....	35,000,000.00
Development.....	11,000,000.00	Tennessee Valley Authority:	
Department of the Interior:		Tennessee Valley Authority Fund:	
Lower Colorado River Basin Development Fund:		Payment of earnings.....	61,715,988.46
Repayment of investment.....	10,436,134.38	Repayment of investment.....	20,013,957.50
Upper Colorado River Basin Fund:		Total, Tennessee Valley Authority.....	81,729,945.96
Repayment of investment.....	295,439.87	Total, Independent Agencies.....	147,765,814.30
Helium Fund, Bureau of Mines:		Off-Budget Federal Agencies:	
Repayment of investment.....	1,000,000.00	Rural Telephone Bank, as amended May 11, 1973:	
Total, Department of the Interior.....	11,731,574.25	Payment of dividends.....	4,259,540.52
Department of the Treasury:		Total, Capital Transfers.....	348,796,805.55
Liquidation of Reconstruction Finance			
Corporation:			
Repayment of investment.....	888,780.81		
Working Capital Fund:			
Payment of earnings.....	99,070.34		
Total, Department of the Treasury.....	987,851.15		

Table E - CUSTOMS COLLECTIONS OF DUTIES BY DISTRICTS AND PORTS

District and Port of Collection	Duties Fiscal Year 1978	District and Port of Collection	Duties Fiscal Year 1978
<b>Portland, Maine:</b>		<b>Buffalo, New York:</b>	
Portland.....	\$11,122,346.24	Buffalo-Niagara Falls.....	\$107,809,027.45
Bangor.....	192,247.41	Rochester.....	11,256.73
Eastport.....	1,566.89	Oswego.....	3,678.59
Jackman.....	46,211.36	Syracuse.....	151,145.66
Vanceboro.....	2,093.43	Utica.....	3,525.09
Houlton.....	8,098.65		
Fort Fairfield.....	2,985.57	Total, District.....	107,978,633.52
Van Buren.....	8,764.91		
Madawaska.....	21,943.83	<b>New York, New York:</b>	
Fort Kent.....	13,219.07	New York.....	1,233,143,979.75
Bar Harbor.....	383.04	Albany.....	4,912,747.28
Calais.....	16,882.19		
Limestone.....	3,998.42	Total, District.....	1,238,056,727.03
Rockland.....	-----		
Bridgewater.....	2,804.31	<b>New York, New York:</b>	
Portsmouth, New Hampshire.....	12,203.76	John F. Kennedy Airport.....	639,477,836.05
Belfast.....	235.08		
		Total, District.....	639,477,836.05
Total, District.....	11,455,984.16		
		<b>Newark, New Jersey:</b>	
<b>Saint Albans, Vermont:</b>		Newark.....	114,801,270.02
Saint Albans.....	15,763,113.24	Perth Amboy.....	18,039,783.15
Richford.....	8,178.41		
Beecher Falls.....	3,190.56	Total, District.....	132,841,053.17
Burlington.....	1,469.11		
North Troy.....	-----	<b>Philadelphia, Pennsylvania:</b>	
Derby Line.....	16,417.26	Philadelphia.....	263,315,340.89
Highgate Springs/ Alburg.....	38,014.34	Chester.....	10,555,169.25
Norton.....	5,473.05	Wilmington, Delaware.....	22,980,786.23
		Pittsburgh.....	6,117,283.53
Total, District.....	15,835,855.97	Wilkes-Barre / Scranton.....	2,241,839.90
		Harrisburg.....	5,560,735.27
<b>Boston, Massachusetts:</b>			
Boston.....	210,910,807.25	Total, District.....	310,771,155.07
Springfield.....	17,130.60		
Worcester.....	1,811.42	<b>Baltimore, Maryland:</b>	
Gloucester.....	2,750.75	Annapolis.....	-----
New Bedford.....	7,035.31	Baltimore.....	196,022,022.62
Plymouth.....	193.67		
Fall River.....	50.88	Total, District.....	196,022,022.62
Salem.....	80.39		
Lawrence.....	41.80	<b>Norfolk, Virginia:</b>	
Logan Airport.....	43,326,297.26	Norfolk.....	90,557,575.92
		Newport News.....	5,019,825.52
Total, District.....	254,266,199.33	Richmond-Petersburg.....	25,623,161.09
		Charleston.....	670,554.72
<b>Providence, Rhode Island:</b>			
Newport.....	53.58	Total, District.....	121,871,117.25
Providence.....	19,302,249.32		
		<b>Washington, D. C.:</b>	
Total, District.....	19,302,302.90	Washington, D. C.....	11,009,578.15
		Alexandria, Virginia.....	695,567.13
<b>Bridgeport:</b>			
Bridgeport.....	26,782.16	Total, District.....	11,705,145.28
Hartford.....	42,201,670.41		
New Haven.....	7,773.68	<b>Wilmington, North Carolina:</b>	
New London.....	2,107.10	Wilmington.....	27,776,273.51
		Winston-Salem.....	13,896,619.48
Total, District.....	42,238,333.35	Durham.....	4,587,743.41
		Reidsville.....	-----
<b>Ogdensburg, New York:</b>		Beaufort-Morrehead City.....	122,656.12
Ogdensburg.....	13,262.07	Charlotte.....	14,361,927.92
Massena.....	13,655.75		
Fort Covington.....	3,515.81	Total, District.....	60,745,220.44
Cape Vincent.....	46.86		
Alexandria Bay.....	31,576.28	<b>Charleston, South Carolina:</b>	
Chateaugay.....	2,167.07	Charleston.....	89,804,424.41
Champlain-Rouses Points.....	64,567,574.64	Georgetown.....	234,177.98
Clayton.....	30.44	Greenville-Spartansburg.....	11,348,363.12
Trout River.....	2,474.17		
		Total, District.....	101,386,965.51
Total, District.....	64,634,303.09		
		<b>Savannah, Georgia:</b>	
		Brunswick.....	628,924.83



Table E - CUSTOMS COLLECTIONS OF DUTIES BY DISTRICTS AND PORTS - Continued

District and Port of Collection	Duties Fiscal Year 1978	District and Port of Collection	Duties Fiscal Year 1978
Savannah, Georgia-continued:		Laredo, Texas:	
Savannah.....	\$97,543,273.90	Brownsville.....	\$11,354,022.72
Atlanta.....	21,898,016.49	Del Rio.....	1,453,017.45
Total, District.....	120,070,215.22	Eagle Pass.....	5,409,466.55
Tampa, Florida:		Laredo.....	33,904,725.73
Tampa.....	30,464,382.25	Hidalgo.....	14,047,458.69
Jacksonville.....	56,855,330.22	Rio Grande City.....	135,529.16
Boca Grande.....	229,557.60	San Antonio.....	1,670,441.06
Saint Petersburg.....	200,520.65	Progreso.....	1,218,536.63
Port Canaveral.....	7,920,472.25	Roma.....	861,436.78
Orlando.....	4,900,070.58	Total, District.....	70,054,634.77
Total, District.....	100,570,333.55	El Paso, Texas:	
Miami, Florida:		El Paso, Texas.....	26,275,869.00
Miami.....	74,951,358.58	Presidio, Texas.....	2,009,031.67
Key West.....	528.10	Fabens, Texas.....	445.71
Port Everglades.....	8,269,550.57	Denver, Colorado.....	16,181,821.01
West Palm Beach.....	2,466,027.97	Columbus, New Mexico.....	585,076.55
Miami International Airport.....	518,352.88	Albuquerque, New Mexico.....	315,199.07
Total, District.....	86,205,818.10	Total, District.....	45,367,443.01
Mobile, Alabama:		Houston, Texas:	
Mobile.....	15,363,938.16	Houston, Texas.....	205,256,094.33
Gulfport, Mississippi.....	1,836,014.08	Dallas, Fort Worth, Texas.....	27,454,833.03
Pascagula, Mississippi.....	5,864,749.53	Oklahoma City, Oklahoma.....	2,415,199.17
Birmingham, Alabama.....	1,193,486.13	Tulsa, Oklahoma.....	1,425,784.42
Carrabelle, Florida.....		Amarillo, Texas.....	666,611.43
Panama City, Florida.....	748,691.35	Lubbock, Texas.....	699,948.32
Pensacola, Florida.....	399,207.43	Total, District.....	237,918,470.70
Port Saint Joe, Florida.....	54,062.54	San Diego, California:	
Total, District.....	25,460,149.22	San Diego.....	6,335,708.53
New Orleans, Louisiana:		Andrade.....	968.28
Morgan City, Louisiana.....	28,062.79	Callexico.....	10,260,636.13
New Orleans, Louisiana.....	281,523,595.53	San Ysidro.....	12,742,236.42
Little Rock, Arkansas.....	1,633,249.20	Tecate.....	779,359.54
Baton Rouge, Louisiana.....	23,061,502.27	Total, District.....	30,118,908.90
Memphis, Tennessee.....	5,358,716.65	Nogales, Arizona:	
Nashville, Tennessee.....	8,058,684.33	Douglas.....	2,461,221.29
Chattanooga, Tennessee.....	823,781.61	Lukeville.....	10,886.86
Greenville, Mississippi.....	7,947.90	Naco.....	40,531.82
Vicksburg, Mississippi.....	82,008.93	Nogales.....	36,364,556.97
Knoxville, Tennessee.....	655,708.43	Phoenix.....	9,470,940.39
Total, District.....	321,233,257.64	Sasabe.....	58,036.53
Port Arthur, Texas:		San Luis.....	453,162.64
Port Arthur, Texas.....	11,429,063.95	Total, District.....	48,859,336.50
Orange.....	18,421,241.40	Los Angeles, California:	
Beaumont.....	7,189,810.39	Los Angeles.....	772,314,871.02
Lake Charles, Louisiana.....		Los Angeles International Airport.....	156,891,609.31
Total, District.....	37,040,115.74	Las Vegas, Nevada.....	551,669.33
Galveston, Texas:		Port San Luis.....	235,259.39
Galveston.....	46,029,331.21	Total, District.....	929,993,409.05
Freeport.....	8,379,675.81	San Francisco-Oakland, California:	
Corpus Christi.....	16,664,680.28	San Francisco Airport.....	97,897,172.37
Port Lavaca-Point Comfort.....	156,327.97	Eureka.....	20,622.50
Total, District.....	71,230,015.27	Fresno.....	1,170,799.40
		San Francisco-Oakland.....	205,488,312.42
		Salt Lake City, Utah.....	2,213,989.19
		Reno, Nevada.....	2,122,148.89
		Total, District.....	308,913,044.77

Table E - CUSTOMS COLLECTIONS OF DUTIES BY DISTRICTS AND PORTS - Continued

District and Port of Collection	Duties Fiscal Year 1978	District and Port of Collection	Duties Fiscal Year 1978
Portland, Oregon:		Great Falls, Montana-continued:	
Astoria.....	\$63,818.43	Whitlash.....	\$1,243.27
Newport.....	13,962.88	Del Bonita.....	2,905.87
Coos Bay.....	7,236.57		
Portland.....	76,231,327.30	Total, District.....	8,224,319.16
Longview, Washington.....	10,974,243.36		
Total, District.....	87,290,588.54	Pembina, North Dakota:	
Seattle, Washington:		Pembina.....	6,757,733.19
Seattle.....	161,728,078.70	Noyes, Minnesota.....	2,340,243.73
Tacoma.....	31,370,351.90	Portal.....	3,196,580.04
Aberdeen.....	1,247.68	Neche.....	1,267.13
Blaine.....	15,729,121.28	Saint John.....	1,833.46
Bellingham.....	1,107,108.96	Northgate.....	1,947.06
Everett.....	80,331.70	Walhalla.....	646.77
Port Angeles.....	40,079.27	Hannah.....	97.81
Port Townsend.....	27.70	Sarles.....	156.94
Sumas.....	4,123,882.69	Ambrose.....	41.38
Anacortes.....	4,790,535.62	Antler.....	1,146.31
Nighthawk.....	16.84	Sherwood.....	131.35
Danville.....	6,206.09	Hansboro.....	259.21
Ferry.....	26.88	Maida.....	863.74
Friday Harbor.....	37,454.79	Fortuna.....	218.08
Boundary.....	1,599.68	Westhope.....	1,034.15
Laurier.....	120,037.39	Noonan.....	2,137.14
Oroville.....	383,401.35	Carbury.....	821.72
Frontier.....	215,941.84	Dunseith.....	5,793.85
South-Bend-Raymond.....	288.00	Warroad, Minnesota.....	587.24
Spokane.....	179,204.69	Baudette, Minnesota.....	1,238.29
Lynden.....	106,951.01	Pine Creek, Minnesota.....	514.45
Metaline Falls.....	9,748.45	Roseau, Minnesota.....	953.25
Olympia.....	258.79	Total, District.....	12,316,246.29
Neah Bay.....			
Seattle-Tacoma Airport.....	9,538,180.45	Minneapolis, Minnesota:	
Point Roberts.....	192.53	Minneapolis-Saint Paul.....	17,341,417.43
Total, District.....	229,570,274.28	Total, District.....	17,341,417.43
Anchorage, Alaska:		Duluth, Minnesota:	
Juneau.....	2,791.77	Duluth.....	5,931,265.13
Ketchikan.....	42,158.75	International Falls.....	5,475,377.79
Skagway.....	18,055.04	Grand Portage.....	69,598.68
Alcan.....	218,161.75	Total, District.....	11,476,241.60
Wrangell.....	1,114.95		
Fairbanks.....	183,015.13	Milwaukee, Wisconsin:	
Petersburg.....		Milwaukee.....	12,350,006.39
Sitka.....	4,645.42	Green Bay.....	1,995,233.31
Pelican.....	1,515.45	Manitowoc.....	
Anchorage.....	4,663,634.43	Racine.....	2,164,959.86
Kodiak.....	1,127.89	Total, District.....	16,510,199.56
Sand Point.....	108.14		
Total, District.....	5,136,328.72	Detroit, Michigan:	
Honolulu, Hawaii:		Detroit.....	151,734,150.76
Honolulu.....	30,795,114.31	Port Huron.....	30,164,182.24
Hilo.....	40,987.62	Sault Sainte Marie.....	10,057,517.16
Kahului.....	293,525.05	Saginaw-Bay City.....	1,595,495.66
Port Allen.....	18,417.34	Muskegon.....	300,424.12
Honolulu Airport.....	1,984,968.74	Battle Creek.....	1,898,572.78
Total, District.....	33,133,013.06	Grand Rapids.....	1,648,735.45
Great Falls, Montana:		Total, District.....	197,399,078.17
Raymond.....	437,634.82	Chicago, Illinois:	
Eastport, Idaho.....	2,071,641.39	Chicago.....	163,697,217.80
Great Falls.....	1,908,664.64	Peoria.....	1,939,286.77
Butte.....	445,388.25	Omaha, Nebraska.....	1,367,659.11
Turner.....	1,510.03	O'Hare Airport.....	59,262,721.09
Porthill, Idaho.....	25,213.43	Des Moines, Iowa.....	370,473.10
Scobey.....	11,309.52	Total, District.....	226,637,357.87
Sweet Grass.....	3,234,728.95		
Whitetail.....	102.72	Cleveland, Ohio:	
Peigan.....	7,816.78	Cleveland.....	30,403,934.97
Opheim.....	49,899.16	Cincinnati.....	10,526,398.89
Roosville.....	13,056.16	Columbus.....	2,710,465.84
Morgan.....	13,204.17	Dayton.....	3,118,877.02
		Toledo.....	17,036,513.25
		Erie, Pennsylvania.....	1,609,214.87

Table E - CUSTOMS COLLECTIONS OF DUTIES BY DISTRICTS AND PORTS - Continued

District and Port of Collection	Duties Fiscal Year 1978	District and Port of Collection	Duties Fiscal Year 1978
Cleveland, Ohio-continued: Sandusky..... Ashtabula/Conneaut..... Indianapolis, Indiana..... Akron..... Evansville, Indiana..... Lawrenceburg, Indiana..... Louisville, Kentucky.....  Total, District.....	\$15,532.28 458,790.27 7,041,003.88 621,264.61 233,155.25 1,016,323.13 11,950,794.54  86,742,268.80	Saint Louis, Missouri: Kansas City..... Saint Joseph..... Saint Louis..... Wichita.....  Total, District.....  Total, Custom Duties.....	 \$20,468,756.59 ----- 11,464,545.61 3,277,285.55  35,210,587.75  6,728,611,928.41

**Table F - INTERNAL REVENUE RECEIPTS BY STATES AND DISTRICTS**  
**(On basis of report of the Internal Revenue Service)**  
**(In thousands of dollars)**

State and District 1/	Grand Total 2/	Individual Income and Employment Taxes									
		Total Individual Income and employment taxes	Income tax not withheld 3/	Income tax withheld and old-age and disability insurance 3/ 4/	Railroad retirement 5/	Unemployment insurance	Corporation Income Taxes 6/	Estate and Gift Taxes	Excise Taxes		
Alabama.....	\$3,289,498	\$2,774,170	\$565,827	\$2,179,460	\$1,624	\$27,259	\$376,667	\$54,995	\$83,666		
Alaska.....	761,820	691,609	104,386	583,535	-----	3,687	55,542	2,471	12,198		
Arizona.....	2,356,984	2,062,499	496,542	1,547,379	378	18,199	224,301	50,390	19,795		
Arkansas.....	1,633,494	1,374,143	429,733	930,110	1,173	13,127	215,601	22,772	20,978		
Subtotal.....	8,041,796	6,902,420	1,596,489	5,240,484	3,174	62,273	872,111	130,628	136,636		
California, Los Angeles.....	22,090,936	17,644,515	3,602,328	13,890,443	467	151,278	3,457,246	351,162	638,014		
San Francisco.....	20,767,145	16,646,436	2,588,844	13,847,493	100,505	109,595	2,719,137	389,813	1,011,760		
Subtotal.....	42,858,081	34,290,951	6,191,172	27,737,935	100,972	260,872	6,176,382	740,975	1,649,774		
Colorado.....	5,070,774	4,374,156	685,459	3,644,230	17,814	26,652	434,054	49,364	213,200		
Connecticut.....	11,284,513	8,137,597	982,276	7,098,584	12,826	43,912	2,423,111	125,781	598,024		
Delaware.....	1,488,516	1,187,904	149,784	1,028,546	2	9,273	221,113	21,727	58,072		
Florida.....	13,042,499	10,649,921	2,568,776	7,979,608	23,650	77,887	1,711,106	324,854	356,618		
Georgia.....	5,682,197	4,412,198	784,597	3,568,453	2,782	43,366	872,821	65,255	324,923		
Hawaii.....	1,130,842	979,884	194,285	777,604	-2	7,996	121,164	12,400	17,395		
Idaho.....	1,019,605	837,388	186,761	642,135	841	7,651	160,574	12,742	8,901		
Subtotal.....	38,719,247	30,586,047	5,551,937	24,759,460	57,913	216,737	5,943,944	612,124	1,577,132		
Illinois, Chicago.....	31,884,713	24,571,414	2,502,795	21,648,484	253,299	166,835	5,975,008	307,854	1,030,437		
Springfield.....	4,434,089	3,433,334	871,230	2,533,661	4,495	23,947	607,219	107,306	286,230		
Subtotal.....	36,318,802	28,004,748	3,374,025	24,182,146	257,795	190,782	6,582,227	415,160	1,316,667		
Indiana.....	6,320,144	5,089,768	1,192,568	3,852,987	1,198	43,015	727,938	111,191	391,247		
Iowa.....	3,449,749	2,807,047	848,939	1,935,664	868	21,576	492,693	94,762	55,247		
Kansas.....	2,876,938	2,385,768	688,823	1,577,909	102,074	17,162	343,106	70,321	77,743		
Kentucky.....	4,483,501	2,692,278	696,868	1,913,087	59,093	23,230	472,891	53,600	1,264,733		
Louisiana.....	4,361,482	3,488,203	914,646	2,541,653	1,537	30,366	744,530	81,778	76,972		
Maine.....	941,762	808,989	170,658	622,071	8,457	7,803	96,661	22,024	14,089		
Maryland (Including District of Columbia).....	10,969,241	8,341,587	1,206,358	6,963,644	106,337	65,248	1,759,384	137,181	711,089		
Massachusetts.....	9,304,992	7,520,306	1,134,215	6,308,147	12,521	65,423	1,378,296	123,500	282,890		
Michigan.....	16,207,073	12,491,181	1,727,301	10,617,473	28,406	118,002	2,802,012	149,751	764,129		
Minnesota.....	8,088,116	6,500,596	819,476	5,457,214	174,646	49,260	1,299,183	90,750	197,588		
Mississippi.....	1,444,218	1,228,420	354,812	860,726	885	11,997	171,959	21,227	22,612		
Missouri.....	8,550,934	6,953,686	1,125,239	5,634,458	136,471	57,518	1,086,135	111,112	400,001		
Montana.....	697,808	619,123	202,764	411,284	564	4,511	56,002	12,970	9,713		
Nebraska.....	2,233,096	1,813,734	416,012	1,283,118	100,997	13,607	287,699	53,540	78,123		
Nevada.....	1,160,792	974,305	233,461	732,356	1	8,487	130,280	41,513	14,695		
New Hampshire.....	995,817	829,744	172,652	649,148	25	7,920	122,565	14,030	29,477		
New Jersey.....	29,743,750	20,375,570	1,812,818	18,269,105	155,040	138,608	7,882,586	148,175	1,337,418		
New Mexico.....	977,526	865,035	218,350	639,230	63	7,393	79,001	17,094	16,395		
Subtotal.....	112,806,939	85,785,340	13,935,760	70,269,274	889,183	691,123	19,902,920	1,354,517	5,764,162		
New York, Albany.....	1,965,159	1,795,853	260,456	1,525,418	85	9,894	133,747	25,605	9,934		
Brooklyn.....	5,906,548	5,060,381	1,189,881	3,867,682	20,770	42,047	543,388	191,689	111,090		
Ruffalo.....	5,389,717	4,150,692	634,978	3,479,990	384	35,340	957,986	77,062	203,978		
Manhattan.....	23,482,659	16,829,897	1,899,182	14,764,157	6,960	159,598	5,942,658	290,667	419,436		
Subtotal.....	36,744,083	27,836,823	3,984,497	23,577,248	28,200	246,879	7,577,780	585,023	744,457		

**Table F - INTERNAL REVENUE RECEIPTS BY STATES AND DISTRICTS - Continued**  
 (On basis of report of the Internal Revenue Service)  
 (In thousands of dollars)

State and District 1/	Grand Total 2/	Individual Income and Employment Taxes						Unemployment Insurance	Corporation Income Taxes 6/	Estate and Gift Taxes	Excise Taxes
		Total individual income and employment taxes	Income tax not withheld 3/	Income tax withheld and old-age and disability insurance 3/4/	Railroad retirement 5/	Income tax with-held and old-age and disability insurance 3/4/	Excise tax with-held and old-age and disability insurance 3/4/				
North Carolina.....	\$7,477,984	\$4,881,864	\$881,828	\$3,947,938	\$368	\$51,730	\$1,160,031	\$74,067	\$1,362,022		
North Dakota.....	627,347	553,494	184,692	364,885	7	3,910	48,090	14,890	10,874		
Subtotal.....	8,105,331	5,435,358	1,066,521	4,312,823	375	55,639	1,208,120	88,957	1,372,896		
Ohio, Cincinnati, 1/.....	9,158,851	7,110,425	933,115	6,027,913	87,217	62,180	1,543,512	100,640	404,274		
Cleveland.....	12,283,481	9,717,824	1,288,060	8,350,408	8,741	70,615	1,774,249	121,099	670,310		
Subtotal.....	21,442,333	16,828,249	2,221,175	14,378,321	95,958	132,795	3,317,761	221,739	1,074,584		
Oklahoma.....	4,058,485	2,906,116	729,296	2,150,688	196	25,935	751,154	72,592	328,624		
Oregon, 1/.....	6,205,292	4,676,340	706,333	3,926,968	9,254	33,785	1,131,044	42,128	355,760		
Subtotal.....	10,263,777	7,582,456	1,435,629	6,077,656	9,451	59,720	1,882,198	114,720	684,404		
Pennsylvania, Philadelphia.....	11,403,195	9,561,710	1,511,032	7,629,657	346,827	74,194	1,247,766	154,442	439,276		
Pittsburgh.....	6,623,560	5,357,523	856,499	4,420,452	28,294	50,277	776,925	84,173	404,940		
Subtotal.....	18,026,755	14,919,233	2,369,530	12,050,109	375,122	124,472	2,024,691	238,615	844,216		
Rhode Island.....	1,265,808	1,065,374	171,370	881,813	686	11,505	168,222	21,167	11,045		
South Carolina.....	2,322,060	1,988,349	406,168	1,560,006	600	21,575	265,539	30,859	37,313		
South Dakota.....	565,643	494,553	155,978	334,423	3	4,150	44,774	14,354	11,962		
Tennessee, 1/.....	12,046,449	9,698,681	861,496	8,691,945	83,230	62,010	1,520,556	134,002	693,210		
Subtotal.....	16,199,961	13,246,958	1,595,013	11,468,187	84,519	99,240	1,999,090	200,383	753,530		
Texas, Austin, 1/.....	16,005,843	11,862,048	2,342,289	9,411,839	31,842	76,078	3,083,787	199,563	860,445		
Dallas.....	9,050,453	6,917,713	1,943,327	4,900,379	12,472	61,534	1,680,501	157,509	294,730		
Subtotal.....	25,056,296	18,779,761	4,285,616	14,312,219	44,314	137,613	4,764,288	357,072	1,155,175		
Utah.....	1,305,375	1,090,741	217,058	862,550	1,591	9,542	179,486	14,585	20,563		
Vermont.....	402,425	354,193	73,533	276,907	556	3,198	36,638	7,325	4,269		
Virginia.....	6,092,386	4,676,635	1,005,461	3,567,743	66,732	36,699	583,021	92,975	739,756		
Washington.....	6,109,104	5,004,088	1,038,721	3,926,300	956	38,110	800,077	74,520	230,420		
West Virginia.....	1,477,741	1,260,646	309,135	941,076	116	10,319	156,111	31,311	29,674		
Wisconsin.....	7,000,660	5,355,358	841,803	4,467,866	1,311	44,378	1,235,478	72,058	337,766		
Wyoming.....	522,618	420,742	148,771	269,005	1	2,964	61,466	13,145	27,265		
Subtotal.....	22,910,309	18,162,402	3,634,482	14,311,447	71,263	145,211	3,052,276	305,918	1,399,713		
Office of International Operations:											
Puerto Rico.....	286,255	95,914	23,414	70,061	-6	2,445	3,467	556	186,318		
Other.....	799,040	752,536	194,267	558,063	144	61	30,238	15,111	1,155		
Subtotal.....	1,085,295	848,449	217,681	628,124	138	2,506	33,705	15,668	187,472		

**Table F - INTERNAL REVENUE RECEIPTS BY DISTRICTS - Continued**  
**(On basis of report of the Internal Revenue Service)**  
**(In thousands of dollars)**


State and District <u>1/</u>	Grand Total <u>2/</u>	Individual Income and Employment Taxes					Corporation Income Taxes <u>6/</u>	Estate and Gift Taxes	Excise Taxes
		Total individual income and employment taxes	Income tax not withheld <u>3/</u>	Income tax withheld and old-age and disability insurance <u>3/4/</u>	Railroad retirement <u>5/</u>	Unemployment insurance			
Collections not classified by states and districts:									
Undistributed Federal tax deposits, <u>8/</u> .....	\$695,984	\$678,481	-----	\$461,472	\$857	\$216,152	\$3,354	-----	\$14,149
Transferred to Government of Guam.....	-15,169	-15,169	-----	-15,169	-----	-----	-----	-----	-----
Withheld taxes of Federal employees.....	-180,816	-180,816	-----	-180,816	-----	-----	-----	-----	-----
Gasoline, lubricating oil and excess FICA credits.....	651,140	611,844	\$611,844	-----	-----	-----	39,296	-----	-----
Clearing account for excise taxes, aviation fuel and oil - Air Force and Navy.....	-17	-----	-----	-----	-----	-----	-----	-----	-17
Presidential election campaign fund, <u>9/</u> .....	39,077	39,077	-----	39,077	-----	-----	-----	-----	-----
Earned income credits.....	7,184	7,184	-----	7,184	-----	-----	-----	-----	-----
Customs.....									
<b>Total Internal Revenue receipts.....</b>	<b>399,776,389</b>	<b>310,349,797</b>	<b>52,071,370</b>	<b>253,617,181</b>	<b>2,019,231</b>	<b>2,642,014</b>	<b>65,380,145</b>	<b>\$5,381,499</b>	<b>18,664,949</b>

Note: Figures are rounded and will not necessarily add to totals. Data are preliminary. Total amounts shown in this table are not comparable with the Budget classifications shown in Table A, Receipts by Source Category, and the Monthly Treasury Statement of Receipts and Outlays of the United States Government.

- 1/ State and district data are preliminary. National totals are final. See the 1978 Annual Report of the Commissioner of Internal Revenue for final State and district data.
- 2/ Amounts shown for each particular state as internal revenue receipts should not be interpreted as the actual tax burden of the residents of such states. Adjustments have not been made for cases where an individual resides in one State and derives his income from another. Also, the taxes of some corporations are paid from a principal office, although their manufacturing or service operation may be located in another state, or throughout several states.
- 3/ Collections of individual income tax not withheld are inclusive of old-age survivors, disability and hospital insurance taxes on self-employment income. Similarly, the collections of income tax withheld are reported in combined amount with old-age, survivors, disability and hospital insurance taxes on salaries and wages. Estimated separate national totals for individual income tax and for old-age, survivors, disability and hospital insurance taxes are shown in the Monthly Treasury Statement of Receipts and Outlays of the U.S. Government. Amounts of old-age, survivors, disability and hospital insurance tax collections, classified by states are compiled by the Social Security Administration as a by-product of its wage and income record-keeping operations and are published periodically in the Social Security Bulletin.
- 4/ Beginning with fiscal year 1957, the United States total for individual income tax withheld is adjusted to exclude withheld individual income taxes transferred to the Government of Guam in accordance with provisions of Public Law 630 approved August 1, 1950 (64 Stat. 392). This adjustment amounted to \$15,168,893.

- 5/ Includes railroad reemployment compensation tax and tax on railroad employee representatives.
- 6/ Includes tax on unrelated business income of exempt organizations.
- 7/ This State (or district) is designated to report all revenue collections received from taxpayers residing outside of the area serviced by its assigned Internal Revenue Service Center.
- 8/ Tax payments made to banks, under the Federal tax deposit system, are included in the internal revenue collections for the period in which the Federal tax deposit is purchased. However, such payments are not classified by internal revenue districts (not by tax subclasses to which excise taxes relate) until the Federal tax deposit payment is applied to the taxpayers' liability in the internal revenue offices. Accordingly, the items shown as "Undistributed Federal tax deposits" represent the amount of Federal tax deposit forms purchased but not yet applied to the taxpayers' liability.
- 9/ Represents Internal Revenue Service transfer during fiscal year 1978 of \$1.00 and \$2.00 designations from the Individual Income-Withholding Receipt Account 20-0101 to account 20-5081 for the following amounts:

Designations	Number Designated	Amount
\$1.00	10,772,259	\$10,772,259
2.00	14,154,465	28,304,872
<b>Total</b>	<b>24,926,724</b>	<b>39,077,131</b>



**PART THREE**  


---

**APPROPRIATIONS, OUTLAYS,**  
**AND BALANCES**  

---

- Section I. Budget expenditure accounts (general, special revolving, management and trust fund)
- Section II. Deposit fund accounts
- Section III. Summary of budget authority, appropriations, outlays and balances





---

**SECTION I – BUDGET EXPENDITURE ACCOUNTS**  
**(GENERAL, SPECIAL, REVOLVING,**  
**MANAGEMENT AND TRUST FUND)**

---

Appropriations, Outlays, and Balances - Continued

Appropriation or Fund Account Title	Period of availability	Account symbol			Balances beginning of fiscal year	Appropriations and other obligatory authority 1/	Transfers, borrowings, and investments (net) 2/	Outlays (net)	Balances withdrawn and other transactions 3/	Balances end of fiscal year 4/
		Dept. Reg.	Account No. Tr. From	Sub. No.						
LEGISLATIVE BRANCH										
SENATE										
GENERAL FUND ACCOUNTS										
COMPENSATION AND MILEAGE OF THE VICE PRESIDENT AND SENATORS										
FUND RESOURCES:										
UNDISBURSED FUNDS	1978 00	0100					\$6,435,119.88			\$39,180.12
	1977			\$21,293.43						21,293.43
	1976			45,614.70						
SUBTOTAL	00	0100		5/ 66,908.13		6,474,300.00	6,435,119.88		45,614.70	5/ 60,473.55
EXPENSE ALLOWANCES OF THE VICE PRESIDENT, PRESIDENT PRO TEMPORE, MAJORITY AND MINORITY LEADERS AND MAJORITY AND MINORITY WHIPS, SENATE										
FUND RESOURCES:										
UNDISBURSED FUNDS	1978-79 00	0107				30,000.00				30,000.00
	1978					25,000.00				954.74
	1977			8,157.02						6,363.14
SUBTOTAL	00	0107		5/ 8,157.02		55,000.00	25,839.14			5/ 37,317.88
SALARIES, OFFICERS AND EMPLOYEES, SENATE										
FUND RESOURCES:										
UNDISBURSED FUNDS	1978-79 00	0110				110,000.00				110,000.00
	1978					101,778,100.00				1,732,042.78
	1977			7,111,781.79						7,062,863.82
	1976			4,481,077.53						
SUBTOTAL	00	0110		5/ 11,592,859.32		101,888,100.00	100,094,975.19		4,481,077.53	5/ 8,904,906.60
SALARIES AND EXPENSES, SENATE, LEGISLATIVE COUNSEL										
FUND RESOURCES:										
UNDISBURSED FUNDS	1978 00	0185				793,000.00				37,978.19
	1977			21,232.72						20,681.66
	1976			42,186.78						
SUBTOTAL	00	0185		5/ 63,419.50		793,000.00	760,572.87		42,186.78	5/ 53,659.85
SALARIES AND CONTINGENT EXPENSES, SENATE POLICY COMMITTEES										
FUND RESOURCES:										
UNDISBURSED FUNDS	1978 00	0182				1,272,000.00	\$53,000.00			156,278.25
	1977			188,406.85			-53,000.00			133,918.65
	1976			212,751.81						
SUBTOTAL	00	0182		5/ 401,158.66		1,272,000.00	1,170,209.95		212,751.81	5/ 290,196.90
CONTINGENT EXPENSES, SENATE, AUTOMOBILES AND MAINTENANCE										
FUND RESOURCES:										
UNDISBURSED FUNDS	1978 00	0165				50,000.00				29,378.10
	1977			22,368.78						432.85
	1976			2,308.39						
SUBTOTAL	00	0165		5/ 24,677.17		50,000.00	42,532.83		2,333.39	5/ 29,810.95
CONTINGENT EXPENSES, SENATE, EXPENSES OF INQUIRIES AND INVESTIGATIONS										
FUND RESOURCES:										
UNDISBURSED FUNDS	1978 00	0123				29,995,000.00				4,475,435.29
	1977			3,880,083.34						3,251,740.30
	1976			539,554.43						
SUBTOTAL	00	0123		5/ 4,419,637.77		29,995,000.00	26,187,146.37		500,315.81	5/ 7,727,175.59
CONTINGENT EXPENSES, SENATE, FOLDING DOCUMENTS										
FUND RESOURCES:										
UNDISBURSED FUNDS	1978 00	0118				103,000.00				14,665.07
	1977			19,589.20						19,589.20
	1976			7,718.45						
SUBTOTAL	00	0118		5/ 27,307.65		103,000.00	88,334.93		7,718.45	5/ 34,254.27
CONTINGENT EXPENSES, SENATE, MISCELLANEOUS ITEMS										
FUND RESOURCES:										
UNDISBURSED FUNDS	1978 00	0123				25,492,000.00				6,707,911.56
	1977			7,538,170.46						3,118,582.32
	1976			2,953,816.08						
SUBTOTAL	00	0123		5/ 10,491,986.54		25,492,000.00	23,199,444.03		2,958,048.63	5/ 9,826,493.88

CONTINGENT EXPENSES, SENATE, POSTAGE STAMPS FUND RESOURCES: UNDISBURSED FUNDS										
1978-79 00	0116									
1978			4,600.00							2,000.00
1979			2,200.00						1.61	
SUBTOTAL 00	0115	5/1.41	2,200.00						1.41	5/2,000.00
NO YEAR 00	0140	5/34,000.10	37,300.00						2,510.62	5/34,810.69
PAYMENT TO: FUND RESOURCES: UNDISBURSED FUNDS										
WITHDRAWN OF:										
NO YEAR 00	0115									
NO YEAR 00	0115		65,000.00							
NO YEAR 00	0115		57,500.00							
NO YEAR 00	0115		57,500.00							
NO YEAR 00	0115		57,500.00							
SUBTOTAL 00	0115	-0-	237,500.00							-0-
PUBLIC ENTERPRISE FUNDS										
SENATE RESTAURANT FUND										
FUND RESOURCES:										
UNDISBURSED FUNDS										
NO YEAR 00	4022	5/461,455.33								5/478,765.64
CONTINGENT EXPENSES, SENATE RECORDING STUDIO REVOLVING FUND										
FUND RESOURCES:										
UNDISBURSED FUNDS										
NO YEAR 00	4021	5/783,406.30								5/815,339.67
CONTINGENT EXPENSES, SENATE COMPUTER CENTER REVOLVING FUND										
FUND RESOURCES:										
UNDISBURSED FUNDS										
NO YEAR 00	4046	5/10,000.00								5/10,000.00
CONTINGENT EXPENSES, SENATE BARBER SHOPS REVOLVING FUND										
FUND RESOURCES:										
UNDISBURSED FUNDS										
NO YEAR 00	4047	5/24,012.92								5/24,678.15
TOTAL, SENATE.....										
			166,424,400.00						8,257,562.13	5/178,977,506.50

HOUSE OF REPRESENTATIVES GENERAL FUND ACCOUNTS										
COMPENSATION OF MEMBERS, HOUSE OF REPRESENTATIVES FUND RESOURCES: UNDISBURSED FUNDS										
1978 00	0200									
1977			27,760,400.00							2,286,141.86
SUBTOTAL 00	0200	2,298,114.71	27,760,400.00						275,431.75	
FUND EQUITIES: ACCOUNTS PAYABLE										
MILEAGE OF MEMBERS, HOUSE OF REPRESENTATIVES FUND RESOURCES: UNDISBURSED FUNDS										
1978 00	0200									
1977			27,760,400.00							2,286,141.86
SUBTOTAL 00	0200	-2,298,114.71	27,760,400.00						275,431.75	
PAYMENT TO: FUND RESOURCES: UNDISBURSED FUNDS										
WITHDRAWN OF:										
NO YEAR 00	0215									
NO YEAR 00	0215		57,500.00							
NO YEAR 00	0215		57,500.00							
SUBTOTAL 00	0215	-0-	115,000.00							-0-

Appropriations, Outlays, and Balances - Continued

Appropriation or Fund Account		Account symbol				Balances beginning of fiscal year	Appropriations and other obligatory authority	Transfers, borrowings, and investments (net) 2/	Outlays (net)	Balances withdrawn and other transactions 3/	Balances end of fiscal year 4/
Title	Period of availability	Dept. Reg.	Account No. Tr. From	Sub. No.							
HOUSE OF REPRESENTATIVES-CONTINUED											
GENERAL FUND ACCOUNTS-CONTINUED											
HOUSE LEADERSHIP OFFICES, HOUSE OF REPRESENTATIVES											
FUND RESOURCES:											
UNDISBURSED FUNDS											
	1978 00		0408					\$1,753,966.76			\$393,133.24
	1977				\$444,269.72			-1,006.68			445,276.40
	1976				308,031.72				\$308,031.72		
	SUBTOTAL 00		0408		752,301.44	2,147,100.00		1,752,960.08	308,031.72		2,838,409.64
SALARIES, OFFICERS AND EMPLOYEES, HOUSE OF REPRESENTATIVES											
FUND RESOURCES:											
UNDISBURSED FUNDS											
	1978 00		0410			24,324,050.00		24,107,087.22			216,962.78
	1977				686,901.36			-5,408.63			692,309.99
	1976				812,920.11				812,920.11		
	SUBTOTAL 00		0410		1,499,821.47	24,324,050.00		24,101,678.59	812,920.11		2,909,272.77
MEMBERS' CLERK HIRE, HOUSE OF REPRESENTATIVES											
FUND RESOURCES:											
UNDISBURSED FUNDS											
	1978 00		0415			112,648,300.00		109,832,503.29			2,815,796.71
	1977				2,948,184.87			-4,883.11			2,953,067.98
	1976				1,129,052.91				1,129,052.91		
	SUBTOTAL 00		0415		4,077,237.78	112,648,300.00		109,827,620.18	1,129,052.91		2,976,864.69
COMMITTEE EMPLOYEES, HOUSE OF REPRESENTATIVES											
FUND RESOURCES:											
UNDISBURSED FUNDS											
	1978 00		0416			24,705,000.00		22,795,776.54			1,909,223.46
	1977				2,418,056.97			-556.16			2,418,613.13
	1976				5,762,328.38				5,762,328.38		
	SUBTOTAL 00		0416		8,180,385.35	24,705,000.00		22,795,220.38	5,762,328.38		4,327,836.59
COMMITTEE ON APPROPRIATIONS, STUDIES AND INVESTIGATIONS, HOUSE OF REPRESENTATIVES											
FUND RESOURCES:											
UNDISBURSED FUNDS											
	1978 00		0418			2,776,000.00		2,196,956.93			579,043.07
	1977				528,167.49			287,079.09			241,088.40
	1976				126,514.58			6,027.63	120,486.95		
	SUBTOTAL 00		0418		654,682.07	2,776,000.00		2,490,063.65	120,486.95		820,131.47
COMMITTEE ON THE BUDGET, STUDIES, HOUSE OF REPRESENTATIVES											
FUND RESOURCES:											
UNDISBURSED FUNDS											
	1978 00		0419			261,000.00		144,834.98			116,165.02
	1977				195,805.63			12,500.98			183,306.65
	1976				244,824.97				244,824.97		
	SUBTOTAL 00		0419		440,630.60	261,000.00		157,335.96	244,824.97		299,469.67
OFFICE OF THE LEGISLATIVE COUNSEL, HOUSE OF REPRESENTATIVES											
FUND RESOURCES:											
UNDISBURSED FUNDS											
	1978 00		0470			1,751,000.00		1,360,289.55			390,710.45
	1977				212,481.25			7,666.17			209,815.08
	1976				359,443.52			130.00	359,313.52		
	SUBTOTAL 00		0420		571,924.77	1,751,000.00		1,363,085.72	359,313.52		600,525.53
OFFICE OF THE LAW REVISION COUNSEL, HOUSE OF REPRESENTATIVES											
FUND RESOURCES:											
UNDISBURSED FUNDS											
	1978 00		0421			409,550.00		356,766.20			52,783.80
	1977				82,288.85			32,578.91			49,609.94
	1976				195,646.97				195,646.97		
	SUBTOTAL 00		0421		277,935.82	409,550.00		389,445.11	195,646.97		102,393.74
CONTINGENT EXPENSES, HOUSE OF REPRESENTATIVES, MISCELLANEOUS ITEMS											
FUND RESOURCES:											
UNDISBURSED FUNDS											
	1976 00		0431					22,309.52	2,371,158.95		
					2,393,468.47						
CONTINGENT EXPENSES, HOUSE OF REPRESENTATIVES, REPORTING HEARINGS											
FUND RESOURCES:											
UNDISBURSED FUNDS											
	1976 00		0432					90.85	167,174.45		
					167,265.30						

CONTINGENT EXPENSES, HOUSE OF REPRESENTATIVES, SPECIAL AND SELECT COMMITTEES FUND RESOURCES: UNDISBURSED FUNDS								7,300,000.64					2,769,550.30
	1978 00	0433											1,100,060.00
	1977												5,770.53
	1976												1,007,904.20
	SubTOTAL 00	0433		5/3,445,933.98				40,503,600.00					1,007,904.20
CONTINGENT EXPENSES, HOUSE OF REPRESENTATIVES, TELEGRAPH AND TELEPHONE FUND RESOURCES: UNDISBURSED FUNDS													
	1976 00	0434		5/2,414,401.24									232,317.65
CONTINGENT EXPENSES, HOUSE OF REPRESENTATIVES, GOWER WHPRT CONTRIBUTIONS FUND RESOURCES: UNDISBURSED FUNDS													
	1976 00	0436		5/1,174.23									1,174.23
CONTINGENT EXPENSES, HOUSE OF REPRESENTATIVES, NEW EDITION OF THE UNITED STATES CODE FUND RESOURCES: UNDISBURSED FUNDS													
	NO YEAR 00	0437		5/1,060,913.55									5/1,060,913.55
CONTINGENT EXPENSES, HOUSE OF REPRESENTATIVES, ALLOWANCES AND EXPENSES FUND RESOURCES: UNDISBURSED FUNDS													
	1978 00	0438											6,030,300.99
	1977												5,740,705.12
	SubTOTAL 00	0438		5/1,060,063.93				58,584,650.00					5/12,655,744.11
CONTINGENT EXPENSES, HOUSE OF REPRESENTATIVES, POSTAGE STAMPS FUND RESOURCES: UNDISBURSED FUNDS													
	1976 00	0439		5/25,149.25									25,149.25
CONTINGENT EXPENSES, HOUSE OF REPRESENTATIVES, STATIONERY, REVOLVING FUND FUND RESOURCES: UNDISBURSED FUNDS													
	NO YEAR 00	0440		5/87,787.20									5/1,504,341.93
CONTINGENT EXPENSES, HOUSE OF REPRESENTATIVES, FURNITURE UNDISBURSED FUNDS													
	NO YEAR 00	0441		7,998.00									693.14
	1976			4,081.69									4,081.69
	SubTOTAL 00	0441		5/12,079.69				7,304.86					5/693.14
CONTINGENT EXPENSES, HOUSE OF REPRESENTATIVES, LEADERSHIP AUTOMOBILES FUND RESOURCES: UNDISBURSED FUNDS													
	NO YEAR 00	0442		5/199,484.37									5/1,750,501.68
PUBLIC ENTERPRISE FUNDS													
HOUSE OF REPRESENTATIVES RESTAURANT FUND FUND RESOURCES: UNDISBURSED FUNDS													
	NO YEAR 00	4003		5/364,711.54									5/251,653.80
CONTINGENT EXPENSES, HOUSE RECORDING STUDIO, REVOLVING FUND FUND RESOURCES: UNDISBURSED FUNDS													
	NO YEAR 00	4004		5/280,057.88									5/3,545.39
BEAUTY SHOP REVOLVING FUND, HOUSE OF REPRESENTATIVES FUND RESOURCES: UNDISBURSED FUNDS													
	NO YEAR 00	4006		5/43,006.01									5/1,507,470.70

FOOTNOTES AT END OF CHAPTER

Appropriations, Outlays, and Balances - Continued

Appropriation or Fund Account Title	Period of availability	Account symbol			Balances beginning of fiscal year	Appropriations and other obligations authority	Transfers, borrowings, and investments (net)	Outlays (net)	Balances withdrawn and other transactions	Balances end of fiscal year
		Dept. No.	Account No.	Sub No.						
HOUSE OF REPRESENTATIVES-CONTINUED										
PUBLIC ENTERPRISE FUNDS-CONTINUED										
HOUSE RAISER SHOPS INVOLVING FUND, HOUSE OF REPRESENTATIVES FUND RESOURCES: UNDISBURSED FUNDS	NU YEAR 00	4007			568,589.76		-334.76			568,924.52
OFFICE OF THE ATTENDING PHYSICIAN REVOLVING FUND, HOUSE OF REPRESENTATIVES FUND RESOURCES: UNDISBURSED FUNDS	NU YEAR 00	4008			2,867.60		2,119.69			5747.91
TOTAL, HOUSE OF REPRESENTATIVES.....					535,754,443.03	299,107,550.00	289,244,697.78	13,009,932.30		532,607,362.95
JOINT ITEMS										
GENERAL FUND ACCOUNTS										
CONTINGENT EXPENSES, HOUSE OF REPRESENTATIVES, OFFICE OF THE ATTENDING PHYSICIAN FUND RESOURCES: UNDISBURSED FUNDS	1978 00 1977 1976 SUBTOTAL 00	0425				344,200.00	34,802.55 25,691.88 360,494.63			9,397.45 5,459.20 1,318.63 1,318.63 14,856.65
CONTINGENT EXPENSES, HOUSE OF REPRESENTATIVES, JOINT COMMITTEE ON TAXATION FUND RESOURCES: UNDISBURSED FUNDS	1978 00 1977 1976 SUBTOTAL 00	0460				2,315,200.00	2,134,755.21 34,662.26 2,169,417.47			180,444.79 67,196.74 16.45 16.45 247,641.53
CONTINGENT EXPENSES, HOUSE OF REPRESENTATIVES, JOINT COMMITTEE ON DEFENSE PRODUCTION FUND RESOURCES: UNDISBURSED FUNDS	1977 00 1976 SUBTOTAL 00	0463					2,610.56 303.47 2,914.03			9,759.60 1,461.94 1,461.94 5,759.60
CONTINGENT EXPENSES, HOUSE OF REPRESENTATIVES, JOINT COMMITTEE ON CONGRESSIONAL OPERATIONS FUND RESOURCES: UNDISBURSED FUNDS	1977 00 1976 SUBTOTAL 00	0465					1,428.87 1,428.87			239,608.67 39,297.06 39,297.06 239,608.67
CAPITOL POLICE BOARD, HOUSE OF REPRESENTATIVES FUND RESOURCES: UNDISBURSED FUNDS	1978 00 1977 1976 SUBTOTAL 00	0474				1,572,000.00	1,067,730.66 295,914.90 1,363,645.56			504,269.34 367,120.52 23,263.02 23,263.02 5671,389.86
GENERAL EXPENSES, CAPITAL POLICE, HOUSE OF REPRESENTATIVES FUND RESOURCES: UNDISBURSED FUNDS	1978 00 1977 1976 SUBTOTAL 00	0476				724,800.00	498,734.57 199,067.72 697,802.29			226,065.43 28,099.41 5,468.90 5,468.90 254,164.84

STATEMENT OF APPROPRIATIONS FUND RESOURCES: UNDISBURSED FUNDS	1978 00 1977 1976 SUBTOTAL 00	0499	6,500.00 6,500.00 8,125.00 5/14,625.00	6,500.00 6,500.00			8,125.00 8,125.00	6,500.00 6,500.00 5/13,000.00
EDUCATION OF SENATE, HOUSE, AND SUPREME COURT PAGES FUND RESOURCES: UNDISBURSED FUNDS	1978 00 1976 SUBTOTAL 00	0820	193,700.00 37,715.00 5/193,700.00	193,700.00 193,700.00		193,700.00 193,700.00	37,715.00 37,715.00	-0-
OFFICIAL MAIL COSTS, HOUSE OF REPRESENTATIVES FUND RESOURCES: UNDISBURSED FUNDS	1978-79 00 1977-78 SUBTOTAL 00	0825	64,544,000.00 48,648,951.06 5/48,648,951.06	64,544,000.00 64,544,000.00		46,953,533.63 46,953,533.63		64,544,000.00 1,590,417.43 5/66,634,417.43
SALARIES AND CONTINGENT EXPENSES, SENATE, JOINT ECONOMIC COMMITTEE FUND RESOURCES: UNDISBURSED FUNDS	1978 00 1977 1976 SUBTOTAL 00	0181	1,800,000.00 276,501.26 34,262.48 5/300,763.74	1,800,000.00 1,800,000.00		1,308,289.93 27,958.85 700.00 1,336,948.78	83,562.48 83,562.48	491,710.07 248,542.41 5/740,252.48
SALARIES AND CONTINGENT EXPENSES, SENATE, JOINT COMMITTEE ON ATOMIC ENERGY FUND RESOURCES: UNDISBURSED FUNDS	1977 00 1976 SUBTOTAL 00	0184	327,343.44 196,282.65 5/523,626.09			3,083.33 602.01 3,685.34	195,680.64 195,680.64	374,260.11 5/324,260.11
SALARIES AND CONTINGENT EXPENSES, SENATE, JOINT COMMITTEE ON PRINTING FUND RESOURCES: UNDISBURSED FUNDS	1978 00 1977 1976 1976-DECEMBER 31 SUBTOTAL 00	0180	1,117,000.00 75,536.61 200,000.00 27,817.15 5/413,353.76	1,117,000.00 1,117,000.00		688,294.33 383.21 688,677.54	37,817.15 37,817.15	428,705.67 75,153.40 300,000.00 5/803,859.07
SALARIES AND CONTINGENT EXPENSES, SENATE AMERICAN INDIAN POLICY REVIEW COMMISSION FUND RESOURCES: UNDISBURSED FUNDS	1977 00 1976-77 1975 SUBTOTAL 00	0187	97,334.95 -96,255.34 8,042.35 5/9,121.96			96,503.84 -23,853.59 -6,145.33 1,897.02 4,547.27		831.11 3,743.58 5/4,574.69
CONTINGENT EXPENSES, SENATE, JOINT COMMITTEE ON INAUGURAL CEREMONIES FUND RESOURCES: UNDISBURSED FUNDS	1976-77 00	0186	5/372,126.64			762.75		5/371,363.89
SALARIES AND EXPENSES, SENATE, CAPITOL GUIDE SERVICE FUND RESOURCES: UNDISBURSED FUNDS	1978 00 1977 1976 SUBTOTAL 00	0170	424,000.00 35,390.56 82,296.87 5/117,687.43	424,000.00 424,000.00		393,948.16 7,079.09 401,027.25	82,296.87 82,296.87	40,051.34 28,311.47 5/68,363.31
STATEMENT OF APPROPRIATIONS FUND RESOURCES: UNDISBURSED FUNDS	1978 00 1977 1976 SUBTOTAL 00	0199	6,500.00 6,500.00 8,125.00 5/14,625.00	6,500.00 6,500.00			8,125.00 8,125.00	6,500.00 6,500.00 5/13,000.00
TOTAL, JOINT ITEMS . . . . .			51,860,345.48	73,457,900.00		54,183,565.71	524,143.14	5/70,610,512.13

FOOTNOTES AT END OF CHAPTER





WEST CENTRAL FRONT OF THE CAPITOL, ARCHITECT OF THE CAPITOL FUND RESOURCES: UNDISBURSED FUNDS FUND EQUITIES: UNOBLIGATED BALANCE ACCOUNTS PAYABLE	NO YEAR 01	0109	2,022,047.17					1,587,331.76				1,471,715.41
	SUBTOTAL 01	0109	-2,022,047.17									-140,098.44
			-0-									-254,615.53
												-0-
MASTER PLAN FOR FUTURE DEVELOPMENT OF THE CAPITOL GROUNDS AND RELATED AREAS, ARCHITECT OF THE CAPITOL FUND RESOURCES: UNDISBURSED FUNDS FUND EQUITIES: UNOBLIGATED BALANCE ACCOUNTS PAYABLE	NO YEAR 01	0119	33,677.95	100,000.00				3,393.87				100,284.03
	SUBTOTAL 01	0119	-36,150.29									-1,2775.17
			-67,527.66									-67,508.91
			-0-									-0-
ACQUISITION OF PROPERTY AS AN ADDITION TO THE CAPITOL GROUNDS, ARCHITECT OF THE CAPITOL FUND RESOURCES: UNDISBURSED FUNDS FUND EQUITIES: UNOBLIGATED BALANCE	NO YEAR 01	0104	38,615.10					2,590.00				38,019.10
	SUBTOTAL 01	0104	-58,615.10									-36,015.10
			-0-									-0-
SENATE OFFICE BUILDINGS, ARCHITECT OF THE CAPITOL FUND RESOURCES: UNDISBURSED FUNDS	NO YEAR 01	0123	1,839,670.50	1,310,000.00				723,184.08				2,443,436.80
	1977-79		350,000.00									350,000.00
	1978											
	1977		1,599,120.83	5,336,660.00				9,440,869.81				35,288.45
	1976		67,058.87					1,505,769.90				30,746.53
	1975-76		503.45					4,075.77				
	PIUR YEARS		57,466.00					50,095				
								56,161.40				5,416.23
FUND EQUITIES: UNOBLIGATED BALANCE ACCOUNTS PAYABLE	NO YEAR 01	0123	-2,050,114.22									-2,553,134.00
	SUBTOTAL 01	0123	-1,553,208.83									-1,427,357.49
			-0-									-0-
CONSTRUCTION OF AN EXTENSION TO THE NEW SENATE OFFICE BUILDING, ARCHITECT OF THE CAPITOL FUND RESOURCES: UNDISBURSED FUNDS FUND EQUITIES: UNOBLIGATED BALANCE ACCOUNTS PAYABLE	NO YEAR 01	0122	75,057,418.71					11,744,081.20				63,343,337.51
	SUBTOTAL 01	0122	-67,639,608.86									-31,626,555.86
			-7,444,308.35									-5,716,741.65
			-0-									-0-
EXTENSION OF ADDITIONAL SENATE OFFICE BUILDING SITE, ARCHITECT OF THE CAPITOL FUND RESOURCES: UNDISBURSED FUNDS FUND EQUITIES: UNOBLIGATED BALANCE	NO YEAR 01	0148	78,236.87									78,236.87
	SUBTOTAL 01	0148	-78,236.87									-78,236.87
			-0-									-0-
ACQUISITION OF PROPERTY AS A SITE FOR PARKING FACILITIES FOR THE UNITED STATES SENATE, ARCHITECT OF THE CAPITOL FUND RESOURCES: UNDISBURSED FUNDS FUND EQUITIES: UNOBLIGATED BALANCE	NO YEAR 01	0120	12,025.48					6,200.57				5,321.01
	SUBTOTAL 01	0120	-4,122.70									-5,344.62
			-2,503.23									-487.20
			-0-									-0-
PLANS FOR GARAGE AND RELATED FACILITIES FOR THE UNITED STATES SENATE, ARCHITECT OF THE CAPITOL FUND RESOURCES: UNDISBURSED FUNDS FUND EQUITIES: UNOBLIGATED BALANCE	NO YEAR 01	0121	46,473.54					3.50				46,465.44
	SUBTOTAL 01	0121	-49,473.54									-49,455.44
			-0-									-0-

Appropriations, Outlays, and Balances - Continued

Appropriation or Fund Account		Account symbol				Balances beginning of fiscal year	Appropriations and other obligatory authority 1/	Transfers, borrowings, and investments (net) 2/	Outlays (net)	Balances withdrawn and other transactions 3/	Balances end of fiscal year 4/
Title	Period of availability	Dept. Reg.	Account No.	Sub. No.							
ARCHITECT OF THE CAPITOL-CONTINUED											
GENERAL FUND ACCOUNTS-CONTINUED											
SENATE GARAGE, ARCHITECT OF THE CAPITOL											
FUND RESOURCES:											
UNDISBURSED FUNDS	1978	01	0112		- - - - -	\$161,900.00	- - - - -	\$142,431.51	\$699.32	\$ 8,769.17	
	1977				\$13,894.54	- - - - -	- - - - -	13,759.95	115.45	19.14	
FUND EQUITIES:											
ACCOUNTS PAYABLE					-13,894.54	- - - - -	- - - - -	- - - - -	4,893.77	-18,788.31	
					-0-	- - - - -	- - - - -	- - - - -	5,708.54	-0-	
		SUBTOTAL	01	0112				156,191.46			
HOUSE OFFICE BUILDINGS, ARCHITECT OF THE CAPITOL											
FUND RESOURCES:											
UNDISBURSED FUNDS	NU YEAR	01	0127		6,658,430.59	5,686,000.00	- - - - -	7,219,437.50	- - - - -	5,124,993.09	
	1978				- - - - -	14,007,400.00	- - - - -	17,555,455.24	264,261.66	1,187,683.10	
	1977				841,703.92	- - - - -	- - - - -	819,517.80	17,056.37	5,129.75	
	1976				10,460.42	- - - - -	- - - - -	5,809.28	78.27	- - - - -	
PRIOR YEARS					141,784.94	- - - - -	- - - - -	85,135.07	222.57	61,000.17	
FUND EQUITIES:											
UNOBLIGATED BALANCE					-5,389,347.06	- - - - -	- - - - -	- - - - -	-1,163,512.32	-4,225,834.74	
ACCOUNTS PAYABLE					-2,263,032.81	- - - - -	- - - - -	- - - - -	-110,061.44	-2,152,971.37	
					-0-	- - - - -	- - - - -	- - - - -	-991,954.89	-0-	
		SUBTOTAL	01	0127				20,685,354.89			
ACQUISITION OF PROPERTY, CONSTRUCTION AND EQUIPMENT, ADDITIONAL HOUSE OFFICE BUILDING, ARCHITECT OF THE CAPITOL											
FUND RESOURCES:											
UNDISBURSED FUNDS	NU YEAR	01	0128		85,083.30	- - - - -	- - - - -	3,865.52	- - - - -	\$1,217.78	
UNFUNDED CONTRACT AUTHORITY	NU YEAR	01	0128		7,446,000.00	- - - - -	- - - - -	- - - - -	- - - - -	7,446,000.00	
FUND EQUITIES:											
UNOBLIGATED BALANCE					-7,457,616.06	- - - - -	- - - - -	- - - - -	-3,630.75	-7,453,985.31	
ACCOUNTS PAYABLE					-73,467.24	- - - - -	- - - - -	- - - - -	-234.77	-73,232.47	
					-0-	- - - - -	- - - - -	- - - - -	-3,865.52	-0-	
		SUBTOTAL	01	0128				5,865.52			
CAPITOL POWER PLANT, ARCHITECT OF THE CAPITOL											
FUND RESOURCES:											
UNDISBURSED FUNDS	NU YEAR	01	0133		24,000.00	- - - - -	- - - - -	- - - - -	- - - - -	24,000.00	
	1978				- - - - -	13,053,600.00	- - - - -	9,098,416.22	1,774,877.58	2,230,306.20	
	1977				1,351,286.71	- - - - -	- - - - -	1,107,609.29	227,274.57	16,452.85	
	1976				4,014.07	- - - - -	- - - - -	3,710.61	274.67	- - - - -	
PRIOR YEARS					- - - - -	- - - - -	- - - - -	- - - - -	- - - - -	28.84	
FUND EQUITIES:											
UNOBLIGATED BALANCE					-24,000.00	- - - - -	- - - - -	- - - - -	- - - - -	-24,000.00	
ACCOUNTS PAYABLE					-1,355,300.78	- - - - -	- - - - -	- - - - -	891,487.11	-2,246,787.89	
					-0-	- - - - -	- - - - -	- - - - -	2,843,863.88	-0-	
		SUBTOTAL	01	0133				10,209,730.12			
EXPANSION OF FACILITIES, CAPITOL POWER PLANT, ARCHITECT OF THE CAPITOL											
FUND RESOURCES:											
UNDISBURSED FUNDS	NU YEAR	01	0135		264,863.02	- - - - -	- - - - -	17,969.73	- - - - -	246,893.29	
FUND EQUITIES:											
UNOBLIGATED BALANCE					-259,971.15	- - - - -	- - - - -	- - - - -	-17,741.05	-242,230.10	
ACCOUNTS PAYABLE					-4,891.87	- - - - -	- - - - -	- - - - -	-278.68	-4,663.19	
					-0-	- - - - -	- - - - -	- - - - -	-17,969.73	-0-	
		SUBTOTAL	01	0135				17,969.73			
MODIFICATIONS AND ENLARGEMENT, CAPITOL POWER PLANT, ARCHITECT OF THE CAPITOL											
FUND RESOURCES:											
UNDISBURSED FUNDS	NU YEAR	01	0136		18,627,841.69	- - - - -	- - - - -	5,070,277.54	- - - - -	13,557,564.15	
FUND EQUITIES:											
UNOBLIGATED BALANCE					-10,434,459.59	- - - - -	- - - - -	- - - - -	-760,833.00	-9,673,626.59	
ACCOUNTS PAYABLE					-8,193,382.10	- - - - -	- - - - -	- - - - -	-4,309,444.54	-3,883,937.56	
					-0-	- - - - -	- - - - -	- - - - -	-5,070,277.54	-0-	
		SUBTOTAL	01	0136				5,070,277.54			
ALTERATIONS AND IMPROVEMENTS, BUILDINGS AND GROUNDS, TO PROVIDE FACILITIES FOR THE PHYSICALLY HANDICAPPED, ARCHITECT OF THE CAPITOL											
FUND RESOURCES:											
UNDISBURSED FUNDS	NU YEAR	01	0106		2,322,973.85	- - - - -	- - - - -	243,561.87	- - - - -	2,079,411.98	
FUND EQUITIES:											
UNOBLIGATED BALANCE					-2,261,594.48	- - - - -	- - - - -	- - - - -	-253,340.82	-2,008,253.66	
ACCOUNTS PAYABLE					-61,379.37	- - - - -	- - - - -	- - - - -	9,778.95	-71,158.32	
					-0-	- - - - -	- - - - -	- - - - -	-243,561.87	-0-	
		SUBTOTAL	01	0106				243,561.87			



Appropriations, Outlays, and Balances - Continued

Appropriation or Fund Account		Account symbol			Balances beginning of fiscal year	Appropriations and other obligational authority 1/	Transfers, borrowings, and investments (net) 2/	Outlays (net)	Balances withdrawn and other transactions 3/	Balances end of fiscal year 4/
Title	Period of availability	Dept. Reg.	Account No.	Sub. No.						
LIBRARY OF CONGRESS-CONTINUED										
GENERAL FUND ACCOUNTS-CONTINUED										
SALARIES AND EXPENSES, COPYRIGHT OFFICE, LIBRARY OF CONGRESS										
FUND RESOURCES:										
UNDISBURSED FUNDS	1978 03		0102		---	\$8,560,500.00	---	\$7,194,979.03	\$228,035.61	\$1,137,485.36
	1977				\$1,384,631.44	---	---	1,151,650.28	70,511.61	162,469.55
	1976				21,910.00	---	-\$19,088.00	4,766.65	-1,944.65	---
	PRIOR YEARS				3,124.10	---	19,088.00	3,505.43	-7,984.33	21,691.00
FUND EQUITIES:										
ACCOUNTS PAYABLE					-526,846.32	---	---	---	107,905.02	-629,751.34
UNDELIVERED ORDERS					-682,819.22	---	---	---	-190,974.65	-691,894.57
					-0-	---	---	---	---	-0-
	SUBTOTAL 03		0102			8,560,500.00	---	8,359,901.39	200,598.61	
SALARIES AND EXPENSES, NATIONAL COMMISSION ON NEW TECHNOLOGICAL USES OF COPY-RIGHTED WORKS, LIBRARY OF CONGRESS										
FUND RESOURCES:										
UNDISBURSED FUNDS	1978 03		0105		---	520,500.00	---	390,530.06	76,248.41	53,721.53
	1977				70,444.71	---	---	63,097.73	5,746.98	1,600.00
	1976				12,787.00	---	-2,210.00	9,004.07	1,572.93	---
	PRIOR YEARS				---	---	2,210.00	---	---	2,210.00
FUND EQUITIES:										
ACCOUNTS PAYABLE					-23,599.39	---	---	---	1,913.39	-25,512.78
UNDELIVERED ORDERS					-59,632.32	---	---	---	-27,613.57	-32,018.75
					-0-	---	---	---	---	-0-
	SUBTOTAL 03		0105			520,500.00	---	462,631.86	57,868.14	
SALARIES AND EXPENSES, CONGRESSIONAL RESEARCH SERVICE, LIBRARY OF CONGRESS										
FUND RESOURCES:										
UNDISBURSED FUNDS	1978-79 03		0127		---	50,000.00	---	---	---	50,000.00
	1977				---	22,591,000.00	---	20,080,025.96	84,340.48	2,826,633.56
	1976				2,114,355.13	---	---	1,880,668.73	63,757.21	169,929.19
	1976				148,266.24	---	-45,360.70	91,289.89	11,615.65	---
	PRIOR YEARS				25,629.58	---	45,360.70	911.00	-858.09	70,937.28
					114,931.22	---	---	---	-19,951.21	134,882.43
ACCOUNTS RECEIVABLE										
FUND EQUITIES:										
UNOBLIGATED BALANCE					---	---	---	---	50,000.00	-50,000.00
ACCOUNTS PAYABLE					-1,122,104.29	---	---	---	37,447.96	-1,154,552.25
UNDELIVERED ORDERS					-1,281,077.88	---	---	---	766,752.33	-2,047,830.21
					-0-	---	---	---	988,104.33	-0-
	SUBTOTAL 03		0127			23,041,000.00	---	27,052,895.67		
SALARIES AND EXPENSES, REVISION OF ANNOTATED CONSTITUTION, LIBRARY OF CONGRESS										
FUND RESOURCES:										
UNDISBURSED FUNDS	NO YEAR 03		0114		32,382.98	---	---	3,860.76	---	28,522.22
FUND EQUITIES:										
UNOBLIGATED BALANCE					-29,487.42	---	---	---	-965.20	-28,522.22
ACCOUNTS PAYABLE					-2,895.56	---	---	---	-2,895.56	---
					-0-	---	---	---	-3,860.76	-0-
	SUBTOTAL 03		0114				---	3,860.76		
SALARIES AND EXPENSES, BOOKS FOR THE BLIND AND PHYSICALLY HANDICAPPED, LIBRARY OF CONGRESS										
FUND RESOURCES:										
UNDISBURSED FUNDS	1978 03		0141		---	28,853,700.00	---	10,202,335.53	427,773.80	18,223,590.67
	1977				13,756,210.46	---	---	10,313,520.33	-37,163.04	2,479,853.17
	1976				3,205,533.34	---	-413,086.40	2,528,315.08	264,131.86	---
	PRIOR YEARS				67,407.11	---	413,086.40	4,945.13	62,461.98	413,086.40
FUND EQUITIES:										
ACCOUNTS PAYABLE					-286,710.57	---	---	---	269,782.37	-556,492.94
UNDELIVERED ORDERS					-16,742,440.34	---	---	---	4,817,596.96	-21,560,037.30
					-0-	---	---	---	5,804,583.93	-0-
	SUBTOTAL 03		0141			28,853,700.00	---	23,049,116.07		
COLLECTION AND DISTRIBUTION OF LIBRARY MATERIALS, SPECIAL FOREIGN CURRENCY PROGRAM, LIBRARY OF CONGRESS										
FUND RESOURCES:										
UNDISBURSED FUNDS	NO YEAR 03		0144		1,276,083.42	3,441,200.00	---	3,338,152.36	---	1,379,131.06
FUND EQUITIES:										
UNOBLIGATED BALANCE					-744,541.06	---	---	---	7,150.48	-801,691.54
ACCOUNTS PAYABLE					-26,490.62	---	---	---	13,150.29	-39,640.91
UNDELIVERED ORDERS					-455,051.74	---	---	---	82,746.87	-537,798.61
					-0-	---	---	---	103,047.64	-0-
	SUBTOTAL 03		0144			3,441,200.00	---	3,338,152.36		

FUND RESOURCES:									
UNDISBURSED FUNDS									
	NU YEAR 03	0145							
	1973		13,270,472.87						
	1974		-4,699,320.14						
	1976		75,122,233						
PRIOR YEARS									
						09,734,666.00			
						81,670,000.00			
FUND EQUITIES:									
UNOBLIGATED BALANCE			-6,970,311.67						
ACCOUNTS PAYABLE			-23,146.87						
UNDELIVERED ORDERS			-6,374,757.25						
UNCLASSIFIED EXPENDITURES, LIBRARY OF CONGRESS		0145							
FUND RESOURCES:									
UNDISBURSED FUNDS	NU YEAR 03	1999							
FUND EQUITIES:	NU YEAR 03	1999							
UNOBLIGATED BALANCE			-313.79						
			313.79						
			-0-						
SPECIAL FUND ACCOUNTS									
OLIVER WENDELL HOLMES DEVISE FUND									
FUND RESOURCES:									
UNDISBURSED FUNDS	NU YEAR 35	5075				3,002.35			
FUND EQUITIES:	SUBTOTAL 35	5075							
UNOBLIGATED BALANCE			-86,352.37						
			-0-						
PAYMENTS TO COPYRIGHT OWNERS, COPYRIGHT OFFICE, LIBRARY OF CONGRESS									
FUND RESOURCES:									
UNDISBURSED FUNDS	NU YEAR 03	5175				6,464,640.16			
FUND EQUITIES:	SUBTOTAL 03	5175							
UNOBLIGATED BALANCE			-0-						
INTRAGOVERNMENTAL FUNDS									
CONSOLIDATED WORKING FUND, LIBRARY OF CONGRESS									
FUND RESOURCES:									
UNDISBURSED FUNDS	NU YEAR 03	3900							
	1978-79								
	1978		5,790,571.11						
	1977-78								
	1977		6,461.38						
	1977		-7,146,774.44						
	1976-77		4,531,932						
	1976		69,700.87						
	1976		8,745.37						
	1976		74,948,860						
ACCOUNTS RECEIVABLE									
FUND EQUITIES:									
UNOBLIGATED BALANCE			-70,595.38						
ACCOUNTS PAYABLE			-9,582,132						
UNDELIVERED ORDERS			-33,964.07						
			-0-						
TRUST FUND ACCOUNTS									
PAYMENT OF INTEREST ON BEQUEST OF GEORGE M. HUBBARD, LIBRARY OF CONGRESS									
FUND RESOURCES:									
UNDISBURSED FUNDS	NU YEAR 03	8027				1,593.90			
FUND EQUITIES:	SUBTOTAL 03	8027							
UNOBLIGATED BALANCE			1,547.17						
			-0-						
LIBRARY OF CONGRESS GIFT FUND									
FUND RESOURCES:									
UNDISBURSED FUNDS	NU YEAR 03	8031							
ACCOUNTS RECEIVABLE			1,101,333.45						
FUND EQUITIES:									
UNOBLIGATED BALANCE			126,004.34						
ACCOUNTS PAYABLE			-979,707.77						
UNDELIVERED ORDERS			-168,000.00						
			-0-						

Appropriations, Outlays, and Balances - Continued

Appropriation or Fund Account Title	Period of availability	Account Symbol		Balances beginning of fiscal year	Appropriations and other obligations authority	Transfers, borrowings, and investments (net)	Outlays (net)	Balances withdrawn and other transactions	Balances end of fiscal year
		Dept. Reg.	Account No. Sub. No.						
LIBRARY OF CONGRESS-CONTINUED									
TRUST FUND ACCOUNTS-CONTINUED									
LIBRARY OF CONGRESS TRUST FUND	NO YEAR 03	03	8032	\$4,519,462.24	\$854,582.64	-\$175,000.00	\$418,104.02		\$4,780,940.86
FUND RESOURCES:				1,340,000.00		175,000.00			1,515,000.00
UNDISBURSED FUNDS									
INVESTMENTS IN PUBLIC DEBT SECURITIES									
FUND EQUITIES:								\$362,574.23	-6,104,831.03
UNOBLIGATED BALANCE				-5,742,256.80				3,409.53	-8,052.33
ACCOUNTS PAYABLE				-4,642.80				70,494.86	-183,057.50
UNDELIVERED ORDERS				-112,552.64			418,104.02	436,478.62	-0-
SUBTOTAL 03			8032		854,582.64				
SERVICE FEES, LIBRARY OF CONGRESS	NO YEAR 03	03	8208	1,846,118.64	3,100,066.50		3,300,020.39	-10,614.26	1,646,164.76
FUND RESOURCES:									
UNDISBURSED FUNDS									
ACCOUNTS RECEIVABLE									
FUND EQUITIES:									
UNOBLIGATED BALANCE				-1,507,262.10				-336,976.22	-1,170,285.88
ACCOUNTS PAYABLE				-136,517.51				12,272.07	-148,789.58
UNDELIVERED ORDERS				-202,339.03				135,364.53	-337,703.56
SUBTOTAL 03			8208		3,100,066.50		3,300,020.38	-199,993.88	-0-
TOTAL, LIBRARY OF CONGRESS					169,349,668.30		146,380,087.95	22,969,580.35	
GOVERNMENT PRINTING OFFICE									
GENERAL FUND ACCOUNTS									
PRINTING AND BINDING, GOVERNMENT PRINTING OFFICE	1978	04	0202						
FUND RESOURCES:									
UNDISBURSED FUNDS									
FUND EQUITIES:									
UNOBLIGATED BALANCE									
UNDELIVERED ORDERS									
SALARIES AND EXPENSES, OFFICE OF SUPERINTENDENT OF DOCUMENTS	1977								
FUND RESOURCES:									
UNDISBURSED FUNDS									
FUND EQUITIES:									
UNOBLIGATED BALANCE									
UNDELIVERED ORDERS									
PREVIOUS YEARS									
SUBTOTAL 04			0202						
ACCOUNTS RECEIVABLE	1978	04	0201						
FUND EQUITIES:									
ACCOUNTS PAYABLE									
UNDELIVERED ORDERS									
CONGRESSIONAL PRINTING AND BINDING, GOVERNMENT PRINTING OFFICE	1976								
FUND RESOURCES:									
UNDISBURSED FUNDS									
FUND EQUITIES:									
UNOBLIGATED BALANCE									
UNDELIVERED ORDERS									
PREVIOUS YEARS									
SUBTOTAL 04			0201						
ACQUISITION OF SITES, GOVERNMENT PRINTING OFFICE	1978	04	0203						
FUND RESOURCES:									
UNDISBURSED FUNDS									
FUND EQUITIES:									
UNOBLIGATED BALANCE									
UNDELIVERED ORDERS									
PREVIOUS YEARS									
SUBTOTAL 04			0203						
ACQUISITION OF SITES, GOVERNMENT PRINTING OFFICE	NO YEAR 04	04	0207						
FUND RESOURCES:									
UNDISBURSED FUNDS									
FUND EQUITIES:									
UNOBLIGATED BALANCE									
UNDELIVERED ORDERS									
PREVIOUS YEARS									
SUBTOTAL 04			0207						

OFFICE									
FUND RESOURCES:									
UNDISBURSED FUNDS	NO YEAR 04	0208							
TRANSFER TO:									
GENERAL SERVICES ADMINISTRATION	NO YEAR 47 04	0203		41,448.66					41,448.66
FUND EQUITIES:									
UNOBLIGATED BALANCE				-40,122.93					-40,122.93
UNDELIVERED ORDERS				-1,325.73					-1,325.73
				-0-					-0-
INTRAGOVERNMENTAL FUNDS									
SUBTOTAL 04 0208									
REVOLVING FUND, GOVERNMENT PRINTING OFFICE									
FUND RESOURCES:									
UNDISBURSED FUNDS	NO YEAR 04	4505	1	34,786,024.34			2,023,630.96	12,863,244.43	19,899,148.95
ACCOUNTS RECEIVABLE				108,107,436.64				11,905,069.37	96,202,367.27
UNFILLED CUSTOMER ORDERS				84,731,172.20				2,922,631.09	81,808,541.11
FUND EQUITIES:									
UNOBLIGATED BALANCE				-114,233,353.68				-50,453,907.90	-54,779,445.78
ACCOUNTS PAYABLE				-56,036,941.32				29,739,332.05	-35,776,273.87
UNDELIVERED ORDERS				-57,354,337.68				-	-57,354,337.68
				-0-				-2,023,630.96	-0-
SUBTOTAL 04 4505									
REVOLVING FUND, UNDISTRIBUTED SIBAC CHARGE BACKS, GOVERNMENT PRINTING OFFICE									
FUND RESOURCES:									
UNDISBURSED FUNDS	NO YEAR 04	4505	2				-111,665.00		111,665.00
FUND EQUITIES:									
UNOBLIGATED BALANCE								111,665.00	-111,665.00
							-111,665.00		-0-
SUBTOTAL 04 4505									
TOTAL, GOVERNMENT PRINTING OFFICE									
				106,671,636.00			117,381,103.95	-10,709,467.95	
GENERAL ACCOUNTING OFFICE									
GENERAL FUND ACCOUNTS									
SALARIES AND EXPENSES, GENERAL ACCOUNTING OFFICE									
FUND RESOURCES:									
UNDISBURSED FUNDS	1978 05	0107			175,680,000.00		157,678,090.17	499,013.78	17,502,238.05
	1977			13,496,271.47			12,183,677.51	438,877.14	873,716.82
	1976			-267,280.44			-367,938.04	1,176.93	
PRIOR YEARS				159,112.02			99,480.67	13,102.04	114,480.67
ACCOUNTS RECEIVABLE				1,496,728.32				224,684.80	1,722,043.52
FUND EQUITIES:									
ACCOUNTS PAYABLE				-10,317,045.30				2,423,016.13	-12,740,061.43
UNDELIVERED ORDERS				-4,567,786.07				2,454,681.56	-7,022,467.63
				-0-					-0-
SUBTOTAL 05 0107									
TOTAL, GENERAL ACCOUNTING OFFICE									
				175,680,000.00			160,500,939.68	6,173,060.32	



Appropriations, Outlays, and Balances - Continued

Appropriation or Fund Account		Account symbol			Balances beginning of fiscal year	Appropriations and other obligational authority 1/	Transfers, borrowings, and investments (net) 2/	Outlays (net)	Balances withdrawn and other transactions 3/	Balances end of fiscal year 4/
Title	Period of availability	Dept. Reg.	Account No.	Sub. No.						
UNITED STATES TAX COURT										
GENERAL FUND ACCOUNTS										
SALARIES AND EXPENSES, UNITED STATES TAX COURT										
FUND RESOURCES:										
UNDISBURSED FUNDS	NO YEAR 23		0100		\$89,032.10	---	---	---	---	\$89,032.10
	1978				---	\$8,188,000.00	---	\$7,496,055.39	\$245,458.36	446,486.25
	1977				467,461.86	---	---	445,277.62	18,859.64	3,324.60
	1976				13,257.36	---	---	12,956.56	300.80	---
	PRIOR YEARS				---	---	---	88.30	-88.30	---
ACCOUNTS RECEIVABLE					5,728.00	---	---	---	-1,697.57	7,420.57
FUND EQUITIES:										
UNOBLIGATED BALANCE					-89,032.10	---	---	---	---	-89,032.10
ACCOUNTS PAYABLE					-342,694.55	---	---	---	17,069.63	-359,764.18
UNDELIVERED ORDERS					-143,752.67	---	---	---	-46,785.43	-97,467.24
					-0-	8,188,000.00	---	7,954,377.87	233,672.13	-0-
	SUBTOTAL 23		0100							
CONSTRUCTION, UNITED STATES TAX COURT										
FUND RESOURCES:										
UNDISBURSED FUNDS:	NO YEAR 23		0102		312,032.42	---	---	---	---	312,032.42
TRANSFER TO										
GENERAL SERVICES ADMINISTRATION	NO YEAR 47 23		0102		1,262,013.79	---	---	763,311.40	---	498,702.39
FUND EQUITIES:										
UNOBLIGATED BALANCE					-812,381.68	---	---	---	-218,576.40	-593,855.28
ACCOUNTS PAYABLE					-188,222.25	---	---	---	-185,222.25	-3,000.00
UNDELIVERED ORDERS					-573,442.28	---	---	---	-359,562.75	-213,879.53
					-0-	---	---	763,311.40	-763,311.40	-0-
	SUBTOTAL 23		0102							
TRUST FUND ACCOUNTS										
TAX COURT JUDGES SURVIVORS ANNUITY FUND										
FUND RESOURCES:										
UNDISBURSED FUNDS	NO YEAR 23		8115		358.64	103,577.70	-\$47,000.00	41,770.15	---	70,166.19
INVESTMENTS IN PUBLIC DEBT SECURITIES					599,000.00	---	47,000.00	---	---	641,000.00
FUND EQUITIES:										
UNOBLIGATED BALANCE					-599,356.64	---	---	---	61,807.55	-661,166.19
					-0-	103,577.70	---	41,770.15	61,807.55	-0-
	SUBTOTAL 23		8115							
TOTAL, UNITED STATES TAX COURT . . . . .					---	8,291,577.70	---	8,759,459.42	-467,881.72	---
OTHER LEGISLATIVE BRANCH AGENCIES										
GENERAL FUND ACCOUNTS										
SALARIES AND EXPENSES, COMMISSION ON SECURITY AND COOPERATION IN EUROPE										
FUND RESOURCES:										
UNDISBURSED FUNDS	NO YEAR 09		0110		68,869.21	347,000.00	---	324,212.55	---	91,656.66
ACCOUNTS RECEIVABLE					87.00	---	---	---	---	87.00
FUND EQUITIES:										
UNOBLIGATED BALANCE					-77.64	---	---	---	-71.19	-6.45
ACCOUNTS PAYABLE					-65,737.93	---	---	---	-20,575.20	-45,162.73
UNDELIVERED ORDERS					-3,140.64	---	---	---	43,433.84	-46,574.48
					-0-	347,000.00	---	324,212.55	22,787.45	-0-
	SUBTOTAL 09		0110							
SALARIES AND EXPENSES, BOTANIC GARDEN										
FUND RESOURCES:										
UNDISBURSED FUNDS	NO YEAR 09		0200		8,223.59	---	---	1,521.18	---	6,702.41
	1978				---	1,371,300.00	---	1,229,414.81	12,686.79	129,198.40
	1977				77,337.78	---	---	76,740.91	52.52	544.35
	1976				149.65	---	---	149.65	.04	---
FUND EQUITIES:										
UNOBLIGATED BALANCE					-7,671.47	---	---	---	-1,251.56	-6,419.91
ACCOUNTS PAYABLE					-78,039.59	---	---	---	51,985.66	-130,025.25
					-0-	1,371,300.00	---	1,307,825.55	63,473.45	-0-
	SUBTOTAL 09		0200							

<b>TRIBUNAL FUND RESOURCES: UNDISBURSED FUNDS</b>												
1976 09		0310										
1977												
SUBTOTAL 09		0310										
<b>SALARIES AND EXPENSES, COST-ACCOUNTING STANDARDS WARC FUND RESOURCES: UNDISBURSED FUNDS</b>												
1978 09		0600										
1979												
PKIJK YEARS												
SUBTOTAL 09		0600										
<b>SALARIES AND EXPENSES, TEMPORARY COMMISSION ON FINANCIAL OVERSIGHT OF THE DISTRICT FUND RESOURCES: UNDISBURSED FUNDS</b>												
1978 09		0650										
1979												
PKIJK YEARS												
SUBTOTAL 09		0650										
<b>SALARIES AND EXPENSES, OFFICE OF TECHNOLOGY ASSESSMENT FUND RESOURCES: UNDISBURSED FUNDS</b>												
1978 09		0700										
1979												
PKIJK YEARS												
SUBTOTAL 09		0700										
<b>TRUST FUND ACCOUNTS</b>												
1978 09		8074										
1979												
PKIJK YEARS												
SUBTOTAL 09		8074										
<b>TOTAL, OTHER LEGISLATIVE AGENCY</b>												
1978 09		8074										
1979												
PKIJK YEARS												
SUBTOTAL 09		8074										
<b>CONTRIBUTIONS AND DONATIONS, OFFICE OF TECHNOLOGY ASSESSMENT FUND RESOURCES: UNDISBURSED FUNDS</b>												
1978 09		8074										
1979												
PKIJK YEARS												
SUBTOTAL 09		8074										
<b>TOTAL, OTHER LEGISLATIVE AGENCY</b>												
1978 09		8074										
1979												
PKIJK YEARS												
SUBTOTAL 09		8074										
<b>DEDUCTIONS FOR OFFSETTING RECEIPTS/ PROPRIETARY RECEIPTS FROM THE PUBLIC INTRASUBJECTARY TRANSACTIONS</b>												
1978 09		8074										
1979												
PKIJK YEARS												
SUBTOTAL 09		8074										
<b>TOTAL, LEGISLATIVE BRANCH</b>												
1978 09		8074										
1979												
PKIJK YEARS												
SUBTOTAL 09		8074										

Appropriations, Outlays, and Balances - Continued

1 Only appropriations with appropriation transfer activity are presented in Table 1 (Appropriations and appropriation transfers) at the end of the chapter. Since the Legislative Branch had no appropriation transfer activity during Fiscal Year 1978, Table 1 does not appear.

2 For detail of transfer activity by account see Table 2 (Transfers - Other than Appropriation Transfers) at end of chapter. Amounts not appearing in Table 2, unless otherwise footnoted, represent transfers of obligated balances from lapsed appropriations to merged prior-year accounts pursuant to 31 U.S.C. 701, borrowings (net) or investments (net).

3 The amounts shown in this column for the "Senate," "The House of Representatives," and "Joint Items," unless otherwise footnoted, represent unexpended balances withdrawn pursuant to act of June 21, 1957 (71 Stat. 190). Amounts shown for "Congressional Budget Office," "Architect of the Capitol," "Library of Congress," "Government Printing Office," "General Accounting Office," "Cost-Accounting Standards Board," "Other Legislative Branch Agencies," and "United States Tax Court," unless otherwise footnoted, represent unobligated balances withdrawn pursuant to Section 1(a) (2), act of July 25, 1956 (70 Stat. 648), or restored pursuant to 31 U.S.C. 701 and changes in unfilled customer orders, accounts receivables, accounts payable, undelivered orders and unobligated balances.

4 Unobligated balance represents no-year or unexpired multiple-year account unless otherwise footnoted.

5 Pursuant to 31 U.S.C. 66b (a), only executive agencies are required to report their financial condition.

6 Subject to disposition by the administrative agency.

7 Includes \$692,891.65 excess of receivables over gross unpaid obligations.

8 For detail by account see Table B - "Receipts by Organizational Unit."

TABLE 2 - TRANSFERS (OTHER THAN APPROPRIATION TRANSFERS - TABLE 1 )

Account Symbol	Net Transfers	Details of Transfers		
		Accounts Involved	Amount From Or To (-)	Citation of Law
0080182	\$53,000.00	0070182	\$53,000.00	91 STAT. 85 92 STAT. 533
0070182	-53,000.00	0080182	-53,000.00	91 STAT. 85 92 STAT. 533
006/70187	6,145.33	0060187	6,145.33	90 STAT. 1449

Account Symbol	Net Transfers	Details of Transfers		
		Accounts Involved	Amount From Or To (-)	Citation of Law
0060187	-\$6,145.33	006/70187	-\$6,145.33	90 STAT. 1449
TOTAL	\$0		\$0	

1  
2  
3  
4  
5  
6  
7  
8  
9  
10  
11  
12  
13  
14  
15  
16  
17  
18  
19  
20  
21  
22  
23  
24  
25  
26  
27  
28  
29  
30  
31  
32  
33  
34  
35  
36  
37  
38  
39  
40  
41  
42  
43  
44  
45  
46  
47  
48  
49  
50  
51  
52  
53  
54  
55  
56  
57  
58  
59  
60  
61  
62  
63  
64  
65  
66  
67  
68  
69  
70  
71  
72  
73  
74  
75  
76  
77  
78  
79  
80  
81  
82  
83  
84  
85  
86  
87  
88  
89  
90  
91  
92  
93  
94  
95  
96  
97  
98  
99  
100

Appropriations, Outlays, and Balances - Continued

Appropriation or Fund Account Title	Period of availability		Account symbol		Balances beginning of fiscal year	Appropriations and other obligational authority	Transfers, borrowings, and investments (net)	Outlays (net)	Balances withdrawn and other transactions	Balances end of fiscal year
	Reg	From	Dept. Account No.	Sub. No.						
<b>THE JUDICIARY</b>										
SUPREME COURT OF THE UNITED STATES										
GENERAL FUND ACCOUNTS										
SALARIES AND EXPENSES, SUPREME COURT										
FUND RESOURCES:	1978	10	0100			\$8,691,000.00		\$7,304,646.69	\$173,491.77	\$1,212,861.54
UNDISBURSED FUNDS	1977				\$1,127,959.29		496,208.66	55,499.54	576,251.29	
ACCOUNTS RECEIVABLE					32,000.00			32,000.00		
FUND EQUITIES:										
ACCOUNTS PAYABLE					-713,856.02				177,268.81	-891,124.83
UNDELIVERED ORDERS					-446,103.27				451,884.73	-897,588.00
MISCELLANEOUS EXPENSES, SUPREME COURT					-0-	8,691,000.00		7,800,852.35	890,144.65	-0-
SUBTOTAL 10 0100										
FUND RESOURCES:	1976	10	0102		20,469.08			15,966.56	1,254.99	3,247.53
UNDISBURSED FUNDS	PRIOR YEARS									
FUND EQUITIES:										
ACCOUNTS PAYABLE					-20,469.08				-20,469.08	-3,247.53
UNDELIVERED ORDERS					-0-			15,966.56	-15,966.56	-0-
SUBTOTAL 10 0102										
PRINTING AND BINDING SUPREME COURT REPORTS										
FUND RESOURCES:	1976	10	0115		442,891.00			204,821.00	238,270.00	
UNDISBURSED FUNDS	PRIOR YEARS				52,344.00			52,344.00		
FUND EQUITIES:										
ACCOUNTS PAYABLE					-261,235.00				-261,235.00	
UNDELIVERED ORDERS					-234,000.00				-234,000.00	
CARE OF THE BUILDING AND GROUNDS, SUPREME COURT					-0-			256,965.00	-256,965.00	-0-
SUBTOTAL 10 0115										
FUND RESOURCES:	NO YEAR	10	0103		379,740.71	750,000.00		76,739.61		1,003,001.10
UNDISBURSED FUNDS	1978					838,000.00		762,061.64	22,538.48	52,779.88
	1977				53,508.67			2,269.03	2,269.03	474.15
	PRIOR YEARS				14.00				14.00	
FUND EQUITIES:										
UNOBLIGATED BALANCE					-317,133.25				669,187.04	-986,320.29
ACCOUNTS PAYABLE					-46,508.54				-11,369.06	-35,139.48
UNDELIVERED ORDERS					-19,621.59				15,173.77	-34,795.36
					-0-	1,588,000.00		890,186.74	697,813.26	-0-
SUBTOTAL 10 0103										
TOTAL, SUPREME COURT OF THE UNITED STATES						10,279,000.00		8,963,973.65	1,315,026.35	
<b>COURT OF CUSTOMS AND PATENT APPEALS</b>										
GENERAL FUND ACCOUNTS										
SALARIES AND EXPENSES, COURT OF CUSTOMS AND PATENT APPEALS										
FUND RESOURCES:	1978	10	0300			1,066,000.00		1,003,449.67	12,655.76	4,849.57
UNDISBURSED FUNDS	1977				33,800.34			32,018.92	1,781.42	
FUND EQUITIES:										
ACCOUNTS PAYABLE					-33,066.76				9,559.16	-42,625.92
UNDELIVERED ORDERS					-733.58				6,490.07	-7,223.65
					-0-	1,066,000.00		1,035,513.59	30,486.41	-0-
SUBTOTAL 10 0300										
TOTAL, COURT OF CUSTOMS AND PATENT APPEALS						1,066,000.00		1,035,513.59	30,486.41	

CUSTOMS COURT		1978 10		1977		1978 10		1977		1978 10		1977	
GENERAL FUND ACCOUNTS		0400		0400		0400		0400		0400		0400	
SALARIES AND EXPENSES, CUSTOMS COURT		2,985,000.00		2,985,000.00		2,985,000.00		2,985,000.00		2,985,000.00		2,985,000.00	
FUND RESOURCES:		-		-		-		-		-		-	
UNDISBURSED FUNDS		-		-		-		-		-		-	
FUND EQUITIES:		-		-		-		-		-		-	
ACCOUNTS PAYABLE		-		-		-		-		-		-	
UNDELIVERED ORDERS		-		-		-		-		-		-	
TOTAL, CUSTOMS COURT		2,985,000.00		2,985,000.00		2,985,000.00		2,985,000.00		2,985,000.00		2,985,000.00	
COURT OF CLAIMS		3,000,000.00		3,000,000.00		3,000,000.00		3,000,000.00		3,000,000.00		3,000,000.00	
GENERAL FUND ACCOUNTS		-		-		-		-		-		-	
SALARIES AND EXPENSES, COURT OF CLAIMS		3,000,000.00		3,000,000.00		3,000,000.00		3,000,000.00		3,000,000.00		3,000,000.00	
FUND RESOURCES:		-		-		-		-		-		-	
UNDISBURSED FUNDS		-		-		-		-		-		-	
FUND EQUITIES:		-		-		-		-		-		-	
ACCOUNTS PAYABLE		-		-		-		-		-		-	
UNDELIVERED ORDERS		-		-		-		-		-		-	
TOTAL, COURT OF CLAIMS		3,000,000.00		3,000,000.00		3,000,000.00		3,000,000.00		3,000,000.00		3,000,000.00	

COURTS OF APPEALS, DISTRICT COURTS, AND OTHER JUDICIAL SERVICES		1978 10		1977		1978 10		1977		1978 10		1977	
GENERAL FUND ACCOUNTS		0700		0700		0700		0700		0700		0700	
SALARIES OF JUDGES, UNITED STATES COURTS		38,200,000.00		38,200,000.00		38,200,000.00		38,200,000.00		38,200,000.00		38,200,000.00	
FUND RESOURCES:		-		-		-		-		-		-	
UNDISBURSED FUNDS		-		-		-		-		-		-	
FUND EQUITIES:		-		-		-		-		-		-	
ACCOUNTS PAYABLE		-		-		-		-		-		-	
SALARIES OF SUPPORTING PERSONNEL, UNITED STATES COURTS		156,900,000.00		156,900,000.00		156,900,000.00		156,900,000.00		156,900,000.00		156,900,000.00	
FUND RESOURCES:		-		-		-		-		-		-	
UNDISBURSED FUNDS		-		-		-		-		-		-	
FUND EQUITIES:		-		-		-		-		-		-	
ACCOUNTS PAYABLE		-		-		-		-		-		-	
DEFENDER SERVICES, UNITED STATES COURTS		24,000,000.00		24,000,000.00		24,000,000.00		24,000,000.00		24,000,000.00		24,000,000.00	
FUND RESOURCES:		-		-		-		-		-		-	
UNDISBURSED FUNDS		-		-		-		-		-		-	
FUND EQUITIES:		-		-		-		-		-		-	
ACCOUNTS PAYABLE		-		-		-		-		-		-	
UNDELIVERED ORDERS		-		-		-		-		-		-	

CUSTOMS COURT		1978 10		1977		1978 10		1977		1978 10		1977	
GENERAL FUND ACCOUNTS		0400		0400		0400		0400		0400		0400	
SALARIES AND EXPENSES, CUSTOMS COURT		2,985,000.00		2,985,000.00		2,985,000.00		2,985,000.00		2,985,000.00		2,985,000.00	
FUND RESOURCES:		-		-		-		-		-		-	
UNDISBURSED FUNDS		-		-		-		-		-		-	
FUND EQUITIES:		-		-		-		-		-		-	
ACCOUNTS PAYABLE		-		-		-		-		-		-	
UNDELIVERED ORDERS		-		-		-		-		-		-	
TOTAL, CUSTOMS COURT		2,985,000.00		2,985,000.00		2,985,000.00		2,985,000.00		2,985,000.00		2,985,000.00	
COURT OF CLAIMS		3,000,000.00		3,000,000.00		3,000,000.00		3,000,000.00		3,000,000.00		3,000,000.00	
GENERAL FUND ACCOUNTS		-		-		-		-		-		-	
SALARIES AND EXPENSES, COURT OF CLAIMS		3,000,000.00		3,000,000.00		3,000,000.00		3,000,000.00		3,000,000.00		3,000,000.00	
FUND RESOURCES:		-		-		-		-		-		-	
UNDISBURSED FUNDS		-		-		-		-		-		-	
FUND EQUITIES:		-		-		-		-		-		-	
ACCOUNTS PAYABLE		-		-		-		-		-		-	
UNDELIVERED ORDERS		-		-		-		-		-		-	
TOTAL, COURT OF CLAIMS		3,000,000.00		3,000,000.00		3,000,000.00		3,000,000.00		3,000,000.00		3,000,000.00	

Appropriations, Outlays, and Balances - Continued

Appropriation or Fund Account Title	Period of availability		Account symbol		Balances beginning of fiscal year	Appropriations and other obligatory authority	Transfers, borrowings, and investments (net)	Outlays (net)	Balances withdrawn and other transactions	Balances end of fiscal year
	Reg	Tr	Dept	Account						
	1976	1977	10	No.	1976					
COURTS OF APPEALS, DISTRICT COURTS, AND OTHER JUDICIAL SERVICES-CONTINUED										
GENERAL FUND ACCOUNTS-CONTINUED										
FEES OF JURORS AND COMMISSIONERS, UNITED STATES COURTS										
FUND RESOURCES:										
UNDISBURSED FUNDS	NO YEAR 10		0925		\$2,955,258.21	\$23,250,000.00	\$19,287,657.05	-8231.20		\$6,917,601.16
	1976						231.20	20.00		
	PRIOR YEARS						-20.00			
	SUBTOTAL 10		0925							
FUND EQUITIES:										
UNOBLIGATED BALANCE	1978 10		0876			27,600,000.00	20,804,092.61	146,148.63		6,649,758.76
ACCOUNTS PAYABLE	1977				4,836,853.62		4,542,823.53	42,840.64		251,289.45
	1976				272,926.01		54,954.39	81,277.94		
	PRIOR YEARS				179,810.46		136,693.68	174,968.16		136,693.68
	SUBTOTAL 10		0926							
TRAVEL AND MISCELLANEOUS EXPENSES, UNITED STATES COURTS										
FUND RESOURCES:										
UNDISBURSED FUNDS	NO YEAR 10		0926			27,600,000.00	25,440,612.83			
	1976									
	PRIOR YEARS									
	SUBTOTAL 10		0926							
ACCOUNTS RECEIVABLE										
FUND EQUITIES:										
ACCOUNTS PAYABLE	1978 10		0929			17,500,000.00	15,840,816.84	475,212.42		1,177,970.74
UNDELIVERED ORDERS	1977				1,012,626.02		1,010,576.83	2,249.19		
	1976				28,479.23		1,285.30	27,193.93		
	PRIOR YEARS						-339.32	339.32		
	SUBTOTAL 10		0929							
SALARIES AND EXPENSES OF MAGISTRATES, UNITED STATES COURTS										
FUND RESOURCES:										
UNDISBURSED FUNDS	NO YEAR 10		0929			17,500,000.00	16,858,339.65			
	1976									
	PRIOR YEARS									
	SUBTOTAL 10		0929							
FUND EQUITIES:										
ACCOUNTS PAYABLE	1978 10		0931			87,200,000.00	81,586,485.70	2,328,190.22		3,285,324.08
UNDELIVERED ORDERS	1977				6,145,473.63		2,557,557.86	2,557,557.86		1,086,380.73
	1976				949,983.00		-11,290.49	961,273.49		
	PRIOR YEARS									
	SUBTOTAL 10		0931							
TRANSFER TO:										
GENERAL SERVICES ADMINISTRATION	1978 10		0931			7,000,000.00	7,000,000.00			
ACCOUNTS RECEIVABLE	1977				276,308.08			254,043.26		
ACCOUNTS PAYABLE	1976				50,000.00			50,000.00		
UNDELIVERED ORDERS	1976				-6,677,291.89			-2,461,568.22		
	PRIOR YEARS				-744,472.82			-568,471.68		
	SUBTOTAL 10		0931							
FURNITURE AND FURNISHINGS, THE JUDICIARY										
FUND RESOURCES:										
UNDISBURSED FUNDS	NO YEAR 10		0932			7,000,000.00	336,368.14			
	1976									
	PRIOR YEARS									
	SUBTOTAL 10		0932							
FUND EQUITIES:										
UNOBLIGATED BALANCE	1978 10		0932			7,000,000.00	2,302,145.69	1,186,939.42		4,010,914.89
ACCOUNTS PAYABLE	1977				2,035,290.64		1,953,471.56	-48,334.52		180,153.60
UNDELIVERED ORDERS	1976				246,971.19		-163,472.89	18,841.97		
	PRIOR YEARS						163,472.89	19,121.56		147,160.54
	SUBTOTAL 10		0932							
ACCOUNTS RECEIVABLE										
FUND EQUITIES:										
UNOBLIGATED BALANCE	NO YEAR 10		0934			7,000,000.00	4,653,852.51			
ACCOUNTS PAYABLE	1978 10				1,923,202.98		253,431.32			1,669,771.66
UNDELIVERED ORDERS	1977				-1,682,826.09					
	1976				-240,376.89					
	PRIOR YEARS									
	SUBTOTAL 10		0934							
SPEEDY TRIAL PLANNING, THE JUDICIARY										
FUND RESOURCES:										
UNDISBURSED FUNDS	NO YEAR 10		0934							
	1976									
	PRIOR YEARS									
	SUBTOTAL 10		0934							
FUND EQUITIES:										
UNOBLIGATED BALANCE	NO YEAR 10		0934							
ACCOUNTS PAYABLE	1978 10									
UNDELIVERED ORDERS	1977									
	1976									
	PRIOR YEARS									
	SUBTOTAL 10		0934							

JUDICIAL BRANCH - FUND RESOURCES: UNDISBURSED FUNDS NO YEAR 10 0935 5,650,104.85

TRANSFER TO: GENERAL SERVICES ADMINISTRATION NO YEAR 47 10 0935 2,617.05

FUND EQUITIES RECEIVABLE 12,993.73

UNOBLIGATED BALANCE -5,437,428.48

ACCOUNTS PAYABLE -202,836.98

UNDELIVERED ORDERS -25,250.17

SALARIES AND EXPENSES, SPECIAL TRIAL REORGANIZATION COURT SUBTOTAL 10 0935 -0-

FUND RESOURCES: UNDISBURSED FUNDS NO YEAR 10 0937 2,000,000.00

FUND EQUITIES: UNOBLIGATED BALANCE SUBTOTAL 10 0937 -0-

ADVANCE TO REFEREE'S SALARY AND EXPENSE FUND, UNITED STATES COURTS FUND RESOURCES: UNDISBURSED FUNDS 1978 10 0921 1,625,357.14

SPECIAL FUND ACCOUNTS 1977 1976

SALARIES AND EXPENSES OF REFEREES, UNITED STATES COURTS FUND RESOURCES: UNDISBURSED FUNDS 1978 10 5036 32,374,642.86

FUND EQUITIES: ACCOUNTS PAYABLE 3,610,830.74

UNDELIVERED ORDERS 60,252.68

EXPENSES OF REFEREES, UNITED STATES COURTS SUBTOTAL 10 5036 -3,096,051.92

FUND RESOURCES: UNDISBURSED FUNDS PAID YEARS 10 5037 4,568.13

FUND EQUITIES: ACCOUNTS PAYABLE -1,033.63

UNDELIVERED ORDERS -3,534.50

TOTAL, COURTS OF APPEALS, DISTRICT COURTS AND OTHER JUDICIAL SERVICES . . . . . 417,650,000.00

ADMINISTRATIVE OFFICE OF THE UNITED STATES COURTS GENERAL FUND ACCOUNTS 401,442,000.95

SALARIES AND EXPENSES, ADMINISTRATIVE OFFICE OF THE UNITED STATES COURTS FUND RESOURCES: UNDISBURSED FUNDS 1978 10 0927 1,075,000.00

1977 160,459.00

1976 7,744.97

PAID YEARS 18,798.68

ACCOUNTS RECEIVABLE 334,748.22

FUND EQUITIES: ACCOUNTS PAYABLE -58,468.23

UNDELIVERED ORDERS -0-

SUBTOTAL 10 0927 1,075,000.00

10,094,877.08

350,884.84

27,531.33

4,135.06

141,314.35

14,802.82

21,040.05

448,924.34

34,220.45

610,270.91

850,811.57

36,044.58

4,928.36

21,040.05

783,074.56

42,862.68

-0-



Appropriations, Outlays, and Balances - Continued

Appropriation or Fund Account Title	Period of availability		Account symbol		Balances beginning of fiscal year	Appropriations and other obligational authority	Transfers, borrowings, and investments (net)	Outlays (net)	Balances withdrawn and other transactions	Balances end of fiscal year
	1977 1976	1978 10 1977 1976	Dept. No.	Sub- Account No.						
ADMINISTRATIVE OFFICE OF THE UNITED STATES COURTS-CONTINUED										
INTRAGOVERNMENTAL FUNDS										
CONSOLIDATED WORKING FUND, THE JUDICIARY FUND RESOURCES:										
UNDISBURSED FUNDS					\$23,869.36				\$85,946.12	\$41,301.65
					801.50				-10,728.14	
									801.50	
FUND EQUITIES:										
ACCOUNTS PAYABLE					-23,497.01				17,160.18	-40,657.19
UNDELIVERED ORDERS					-1,173.85				-529.59	-644.26
					-0-				92,650.07	-0-
SUBTOTAL 10										
TOTAL, ADMINISTRATIVE OFFICE OF THE UNITED STATES COURTS						\$11,075,000.00		10,364,079.02	710,920.98	
FEDERAL JUDICIAL CENTER										
GENERAL FUND ACCOUNTS										
SALARIES AND EXPENSES, FEDERAL JUDICIAL CENTER										
FUND RESOURCES:										
UNDISBURSED FUNDS					3,208,268.86	6,749,000.00		5,001,300.60	255,546.59	1,432,145.01
					103,874.53			1,894,622.99	4,546.53	1,305,059.34
					47,335.48			27,412.03	70,462.50	
								8,128.34	39,207.14	
FUND EQUITIES:										
ACCOUNTS PAYABLE					-818,816.27				338,491.50	-1,157,307.77
UNDELIVERED ORDERS					-2,540,662.60				-958,706.02	-1,583,956.58
					-0-				-242,463.76	-0-
SUBTOTAL 10						6,749,000.00		6,991,463.76	-242,463.76	
TOTAL, FEDERAL JUDICIAL CENTER						6,749,000.00		6,991,463.76	-242,463.76	
BICENTENNIAL EXPENSES, THE JUDICIARY										
GENERAL FUND ACCOUNTS										
BICENTENNIAL ACTIVITIES, BICENTENNIAL EXPENSES, THE JUDICIARY										
FUND RESOURCES:										
UNDISBURSED FUNDS					1,484,587.44			235,319.04		1,249,268.40
FUND EQUITIES:										
UNOBLIGATED BALANCE					-1,245,170.63				-271,574.32	-973,556.31
ACCOUNTS PAYABLE					-239,254.06				36,418.03	-275,672.09
UNDELIVERED ORDERS					-162.75				-162.75	
					-0-				-235,319.04	-0-
SUBTOTAL 10								235,319.04	-235,319.04	
TOTAL, BICENTENNIAL EXPENSES, THE JUDICIARY								235,319.04	-235,319.04	
JUDICIARY TRUST FUNDS										
JUDICIAL SURVIVORS' ANNUITY FUND										
FUND RESOURCES:										
UNDISBURSED FUNDS					224,535.97	37,463,722.86		32,946,521.41		1,759,137.42
INVESTMENTS IN PUBLIC DEBT SECURITIES					41,669,000.00					44,412,000.00
ACCOUNTS RECEIVABLE					249,504.82				-5,530.21	255,035.03
FUND EQUITIES:										
UNOBLIGATED BALANCE					-61,790,978.43				4,516,968.65	-46,307,947.08
ACCOUNTS PAYABLE					-152,462.36				5,763.01	-158,225.37
					-0-				4,517,201.45	-0-
SUBTOTAL 10						37,463,722.86		32,946,521.41	-5,530.21	4,517,201.45

OPERATION OF THE PUBLIC DEFENDER SERVICE  
 FOR DISTRICT OF COLUMBIA  
 FUND RESOURCES:  
 UNDISBURSED FUNDS  
 FUND EQUITIES:  
 ACCOUNTS PAYABLE  
 UNDELIVERED ORDERS

NO YEAR 10 8120  
  
  
  
 SUBTOTAL 10 8120

	106,197.52		106,197.52	
	-69,965.42		-69,965.42	
	-36,237.10		-36,237.10	
	-0-		-0-	
			106,197.52	-106,197.52
TOTAL, JUDICIARY TRUST FUNDS . . . . .	37,463,722.86		33,052,710.93	4,411,003.93
DEDUCTIONS FOR OFFSETTING RECEIPTS <sup>3/</sup>				
PROPRIETARY RECEIPTS FROM THE PUBLIC	-1,543,365.03		-1,543,365.03	
INTRABUDGETARY TRANSACTIONS	-31,100,000.00		-31,100,000.00	
TOTAL . . . . .	-32,643,365.03		-32,643,365.03	
TOTAL, THE JUDICIARY . . . . .	47,820,357.83		43,124,664.27	4,695,693.50

FOOTNOTES AT END OF CHAPTER

REARRE DEPARTMENT OF THE DISTRICT OF COLUMBIA

### Appropriations, Outlays, and Balances - Continued

1 The amounts in this column, unless otherwise footnoted, represent appropriations, increases in borrowing authority or new contract authority. Appropriation accounts with appropriation transfer activity are presented in Table 1 (Appropriations and appropriation transfers) at the end of the chapter. For further detail on appropriations, increases in borrowing authority and new contract authority; see Tables 1, 2 and 6 respectively in Part Four - Information Tables.

2 For detail of transfer activity by account see Table 2 (Transfers - Other than Appropriation Transfers) at end of chapter. Amounts not appearing in Table 2, unless otherwise footnoted, represent transfers of obligated balances from lapsed appropriations to merged prior-year accounts pursuant to 31 U.S.C. 701, borrowings (net) or investments (net).

3 The amounts in this column, unless otherwise footnoted, represent unobligated balances withdrawn or restored

pursuant to 31 U.S.C. 701 and changes in unfilled customer orders, accounts receivable, accounts payable, undelivered orders and unobligated balances.

4 Unobligated balance represents no-year or unexpired multiple-year account unless otherwise footnoted.

5 For detail by account see Table B - "Receipts by Organizational Unit."

#### TABLE 1 - APPROPRIATIONS AND APPROPRIATION TRANSFERS

Account Symbol	Net Appropriations and Appropriation Transfers	Appropriation Amount *	Net Appropriation Transfers	Detail of Appropriation Transfers		
				Accounts Involved	Amount From, Or To (-)	Citation of Law
1080200	\$38,200,000.00	\$39,700,000.00	-\$1,500,000.00	1080924	-\$1,500,000.00	92 STAT. 548
1080924	156,900,000.00	152,400,000.00	4,500,000.00	1080200	1,500,000.00	92 STAT. 548
				1080931	2,500,000.00	92 STAT. 548
				1080932	500,000.00	92 STAT. 548
1080931	87,200,000.00	89,700,000.00	-2,500,000.00	1080924	-2,500,000.00	92 STAT. 548
1080932	7,000,000.00	7,500,000.00	-500,000.00	1080924	-500,000.00	92 STAT. 548
TOTAL	\$289,300,000.00	\$289,300,000.00	\$0		\$0	

\*Appropriations to accounts which did not have appropriation transfer activity during the fiscal year are not included in this table.

#### TABLE 2 - TRANSFERS (OTHER THAN APPROPRIATION TRANSFERS - TABLE 1 )

Account Symbol	Net Transfers	Details of Transfers		
		Accounts Involved	Amount From Or To (-)	Citation of Law
1080932	-\$7,500,000.00	47-1080932	-\$7,500,000.00	91 STAT. 436
47-1080932	7,500,000.00	1080932	7,500,000.00	91 STAT. 436
1080921	-1,625,357.14	1085036	-1,625,357.14	91 STAT. 436

Account Symbol	Net Transfers	Details of Transfers		
		Accounts Involved	Amount From Or To (-)	Citation of Law
1085036	\$1,625,357.14	1080921	\$1,625,357.14	91 STAT. 436
TOTAL	\$0		\$0	



Appropriations, Outlays, and Balances - Continued

Appropriation or Fund Account		Account symbol			Balances beginning of fiscal year	Appropriations and other obligational authority 1/	Transfers, borrowings, and investments (net) 2/	Outlays (net)	Balances withdrawn and other transactions 3/	Balances end of fiscal year 4/
Title	Period of availability	Dep't. Reg.	Account No.	Sub. No.						
EXECUTIVE OFFICE OF THE PRESIDENT										
COMPENSATION OF THE PRESIDENT										
GENERAL FUND ACCOUNTS										
COMPENSATION OF THE PRESIDENT										
FUND RESOURCES:										
UNDISBURSED FUNDS	1978 11		0000		-----	\$250,000.00	-----	\$250,000.00	-----	-----
TOTAL, COMPENSATION OF THE PRESIDENT . . . . .					-----	250,000.00	-----	250,000.00	-----	-----
THE WHITE HOUSE OFFICE										
GENERAL FUND ACCOUNTS										
SALARIES AND EXPENSES, THE WHITE HOUSE OFFICE										
FUND RESOURCES:										
UNDISBURSED FUNDS	1978 11		0110		-----	16,415,298.00	-----	15,730,741.01	\$598,946.25	\$85,610.14
	1977				\$1,045,034.00	-----	-----	840,965.42	204,068.58	-----
	1976				1,000.00	-----	-----	180.03	813.97	-----
FUND EQUITIES:										
ACCOUNTS PAYABLE					-1,046,034.00	-----	-----	-----	-960,423.86	-85,610.14
	SUBTOTAL 11		0110		-0-	16,415,298.00	-----	16,571,895.06	-156,595.06	-0-
TOTAL, THE WHITE HOUSE OFFICE . . . . .					-----	16,415,298.00	-----	16,571,895.06	-156,595.06	-----
EXECUTIVE RESIDENCE										
GENERAL FUND ACCOUNTS										
OPERATING EXPENSES, EXECUTIVE RESIDENCE										
FUND RESOURCES:										
UNDISBURSED FUNDS	1978 11		0210		-----	2,236,000.00	-----	2,210,623.32	228.90	25,147.78
	1977				147,621.63	-----	-----	127,628.93	84.20	19,908.50
	1976				3,172.00	-----	-----	102.00	460.00	-----
PRIOR YEARS										
					160,514.28	-----	-----	-----	-183,705.99	2,610.00
FUND EQUITIES:										
ACCOUNTS RECEIVABLE					-245,512.79	-----	-----	-----	40,770.36	-336,283.15
ACCOUNTS PAYABLE					-65,795.12	-----	-----	-----	-10,191.72	-55,603.40
UNDELIVERED ORDERS					-0-	-----	-----	-----	-102,354.25	-0-
	SUBTOTAL 11		0210		-0-	2,236,000.00	-----	2,338,354.25	-102,354.25	-0-
TOTAL, EXECUTIVE RESIDENCE . . . . .					-----	2,236,000.00	-----	2,338,354.25	-102,354.25	-----
OFFICIAL RESIDENCE OF THE VICE PRESIDENT										
GENERAL FUND ACCOUNTS										
OPERATING EXPENSES, OFFICIAL RESIDENCE OF THE VICE PRESIDENT										
FUND RESOURCES:										
UNDISBURSED FUNDS	1978 11		0211		-----	121,000.00	-----	82,854.73	-----	38,145.27
	1977				30,936.10	-----	-----	27,806.08	-----	3,070.02
	1976				12,978.30	-----	-----	1,735.28	-----	-----
PRIOR YEARS										
					22.26	-----	-----	-----	-2,922.10	-----
FUND EQUITIES:										
ACCOUNTS PAYABLE					-43,937.16	-----	-----	-----	11,466.01	-55,403.17
	SUBTOTAL 11		0211		-0-	121,000.00	-----	112,456.09	8,543.91	-0-
TOTAL, OFFICIAL RESIDENCE OF THE VICE PRESIDENT . . . . .					-----	121,000.00	-----	112,456.09	8,543.91	-----

SPECIAL ASSISTANCE TO THE PRESIDENT

GENERAL FUND ACCOUNTS

SALARIES AND EXPENSES, SPECIAL ASSISTANCE TO THE PRESIDENT, EXECUTIVE

FUND RESOURCES:

UNDISBURSED FUNDS	1978 11	1454	-----	1,327,000.00	-----	1,247,555.76	15,734.83	63,709.41
	1977		96,095.82	-----	-----	91,640.33	4,232.03	217.46
ACCOUNTS RECEIVABLE			-----	-----	-----	-----	-123,096.00	123,096.00
FUND EQUITIES:								
ACCOUNTS PAYABLE			-77,825.54	-----	-----	-----	-11,825.54	-----
UNDELIVERED ORDERS			-18,270.28	-----	-----	-----	168,752.55	-167,022.87
			-0-	-----	-----	-----	-12,202.09	-0-
	SUBTOTAL 11	1454		1,327,000.00		1,339,202.09		
TOTAL, SPECIAL ASSISTANCE TO THE PRESIDENT			-----	1,327,000.00	-----	1,339,202.09	-12,202.09	-----

COUNCIL OF ECONOMIC ADVISERS

GENERAL FUND ACCOUNTS

SALARIES AND EXPENSES, COUNCIL OF ECONOMIC ADVISERS

FUND RESOURCES:

UNDISBURSED FUNDS	1978 11	1900	-----	2,018,000.00	-----	1,885,652.14	11,111.72	121,190.14
	1977		134,164.87	-----	-----	138,127.89	-3,963.02	-----
	1976		1,197.60	-----	-----	-----	-----	-----
	PRIOR YEARS		-----	-----	-----	-----	-----	1,157.60
ACCOUNTS RECEIVABLE			-----	-----	-----	-----	-81,024.00	81,024.00
FUND EQUITIES:								
ACCOUNTS PAYABLE			-106,406.97	-----	-----	-----	-106,406.97	-----
UNDELIVERED ORDERS			-28,955.50	-----	-----	-----	174,462.24	-203,417.74
			-0-	-----	-----	-----	-5,820.03	-0-
	SUBTOTAL 11	1900		2,018,000.00		2,023,820.03		
TOTAL, COUNCIL OF ECONOMIC ADVISERS			-----	2,018,000.00	-----	2,023,820.03	-5,820.03	-----

COUNCIL ON ENVIRONMENTAL QUALITY AND OFFICE OF ENVIRONMENTAL QUALITY

GENERAL FUND ACCOUNTS

COUNCIL ON ENVIRONMENTAL QUALITY AND OFFICE OF ENVIRONMENTAL QUALITY, EXECUTIVE

FUND RESOURCES:

UNDISBURSED FUNDS	1978 11	1453	-----	2,854,000.00	-----	2,575,501.98	20,003.51	258,454.45
	1977		310,306.35	-----	-----	216,470.03	-----	73,836.32
	1976		68,649.19	-----	-----	30,804.91	-----	-----
	PRIOR YEARS		-----	-----	-----	-----	-----	31,644.28
ACCOUNTS RECEIVABLE			33,495.95	-----	-----	-----	-126,398.05	159,654.00
FUND EQUITIES:								
UNOBLIGATED BALANCE			-135.00	-----	-----	-----	-185.00	-----
ACCOUNTS PAYABLE			-128,771.19	-----	-----	-----	-128,771.19	-----
UNDELIVERED ORDERS			-233,495.30	-----	-----	-----	200,573.75	-54,065.05
			-0-	-----	-----	-----	25,223.08	-0-
	SUBTOTAL 11	1453		2,854,000.00		2,802,677.97		

Appropriations, Outlays, and Balances - Continued

Appropriation or Fund Account Title	Period of availability	Account symbol		Balances beginning of fiscal year	Appropriations and other obligations authority 2/	Transfers, borrowings, and investments (net) 2/	Outlays (net)	Balances withdrawn and other transactions 3/	Balances end of fiscal year 4/	
		Dept.   Account No.   Sub No.	Reg.   Tr.   From							
COUNCIL ON ENVIRONMENTAL QUALITY AND OFFICE OF ENVIRONMENTAL QUALITY-CONTINUED										
INTRAGOVERNMENTAL FUNDS										
CONSOLIDATED WORKING FUND, EXECUTIVE, COUNCIL ON ENVIRONMENTAL QUALITY AND OFFICE OF ENVIRONMENTAL QUALITY, JOINT CONTRACT ADMINISTRATION										
FUND RESOURCES:										
UNDISBURSED FUNDS	1978 11	3953								
ACCOUNTS RECEIVABLE	1977			\$180,974.46			-51,702.89			\$1,702,856.40
FUND EQUITIES:	1977			115,422.05			7,623.42			1,684,999.91
ACCOUNTS PAYABLE	1976			130,442.13			90,432.03			1,067,729.15
UNDELIVERED ORDERS	1976			1,531,100.00			57,713.00			2,072,647.68
				-5,924.27						-5,924.27
				-1,960,924.37			-1,562,370.82			2,763,677.87
				-0-						1,562,370.82
										-4,724.62
										-0-
SUBTOTAL 11		3953								
TOTAL, COUNCIL ON ENVIRONMENTAL QUALITY AND OFFICE OF ENVIRONMENTAL QUALITY . . . . .										
				\$2,854,000.00			1,260,400.10			1,587,599.90
COUNCIL ON INTERNATIONAL ECONOMIC POLICY										
GENERAL FUND ACCOUNTS										
SALARIES AND EXPENSES, COUNCIL ON INTERNATIONAL ECONOMIC POLICY										
FUND RESOURCES:										
UNDISBURSED FUNDS	1977 11	1456								
ACCOUNTS RECEIVABLE	1977			119,144.32			74,744.60			36,683.11
FUND EQUITIES:	1976			15,133.35			15,816.45			1,006,610
ACCOUNTS PAYABLE	1976			11,505.10		323.00	1,07.00			1,07.00
UNDELIVERED ORDERS										6,484.06
				-11,956.03						-110,125.38
				-33,826.74						-22,594.74
				-0-						-90,566.05
SUBTOTAL 11		1456								
TOTAL, COUNCIL ON INTERNATIONAL ECONOMIC POLICY . . . . .										
COUNCIL ON WAGE AND PRICE STABILITY										
GENERAL FUND ACCOUNTS										
SALARIES AND EXPENSES, COUNCIL ON WAGE AND PRICE STABILITY										
FUND RESOURCES:										
UNDISBURSED FUNDS	1978 11	1600								
ACCOUNTS RECEIVABLE	1977			151,975.73			2,100,000.00			1,740,521.72
FUND EQUITIES:	1977			-13,186.24						1,089,129.71
ACCOUNTS PAYABLE	1976			11,345.78		44.69	-13,230.93			-36,753.98
UNDELIVERED ORDERS	1976			13,186.24						88,275.76
				-81,582.61						-81,582.61
				-81,738.90						98,128.15
				-0-						177,979.50
SUBTOTAL 11		1600								
TOTAL, COUNCIL ON WAGE AND PRICE STABILITY . . . . .										

DOMESTIC COUNCIL													
GENERAL FUND ACCOUNTS													
SALARIES AND EXPENSES, DOMESTIC POLICY STAFF, EXECUTIVE		1978 11	2200										
FUND RESOURCES:		1977											241,259.54
UNDISBURSED FUNDS		1976											254,553.35
		PRIOR YEARS											2,010.45
													65,455.00
ACCOUNTS RECEIVABLE													
FUND EQUITIES:													
ACCOUNTS PAYABLE													
UNDELIVERED ORDERS													
		SUBTOTAL 11	2200										
TOTAL, DOMESTIC COUNCIL													
NATIONAL SECURITY COUNCIL													
GENERAL FUND ACCOUNTS													
SALARIES AND EXPENSES, DOMESTIC POLICY STAFF, EXECUTIVE		1978 11	2000										
FUND RESOURCES:		1977											360,437.55
UNDISBURSED FUNDS		1976											252,860.08
		PRIOR YEARS											127,818.15
ACCOUNTS RECEIVABLE													
FUND EQUITIES:													
ACCOUNTS PAYABLE													
UNDELIVERED ORDERS													
		SUBTOTAL 11	2000										
TOTAL, NATIONAL SECURITY COUNCIL													

OFFICE OF ADMINISTRATION													
GENERAL FUND ACCOUNTS													
SALARIES AND EXPENSES, OFFICE OF ADMINISTRATION, EXECUTIVE		1978 11	0038										
FUND RESOURCES:													
UNDISBURSED FUNDS													1,311,799.13
FUND EQUITIES:													-0-
UNDELIVERED ORDERS													
		SUBTOTAL 11	0038										
TOTAL, OFFICE OF ADMINISTRATION													

FOOTNOTES AT END OF CHAPTER



Appropriations, Outlays, and Balances - Continued

Appropriation or Fund Account Title	Period of availability	Account symbol			Balances beginning of fiscal year	Appropriations and other obligations authority	Transfers, borrowings, and investments (net)	Outlays (net)	Balances withdrawn and other transactions	Balances end of fiscal year
		Dept. Reg.	Account No.	Sub. No.						
<b>OFFICE OF DRUG ABUSE POLICY</b>										
GENERAL FUND ACCOUNTS										
SALARIES AND EXPENSES, OFFICE OF DRUG ABUSE POLICY, EXECUTIVE FUND RESOURCES:	1978 11	1451			\$341,792.63		\$541,295.48	\$497.15		
UNDISBURSED FUNDS	1977						51,969.34	126,710.35		
ACCOUNTS RECEIVABLE								-49,995.61		
FUND EQUITIES:								-625,750.80		
ACCOUNTS PAYABLE								-548,538.91		
UNDELIVERED ORDERS										-0-
SUBTOTAL 11		1451			341,792.63	-457,339.72	432,991.82	-548,538.91		
TOTAL, OFFICE OF DRUG ABUSE POLICY					341,792.63	-457,339.72	432,991.82	-548,538.91		
<b>OFFICE OF MANAGEMENT AND BUDGET</b>										
GENERAL FUND ACCOUNTS										
SALARIES AND EXPENSES, OFFICE OF MANAGEMENT AND BUDGET FUND RESOURCES:	1978 11	0300			27,430,512.00		25,627,397.68	1,353.09		\$1,852,161.23
UNDISBURSED FUNDS	1977						2,824,826.27			1,009,289.46
	1976						1,441.85			447,213.73
PRIOR YEARS							1,771.20	-1,771.20		75,044.15
ACCOUNTS RECEIVABLE								-60,897.91		
FUND EQUITIES:								-2,877,982.73		
ACCOUNTS PAYABLE								2,947,801.75		-3,363,708.57
UNDELIVERED ORDERS								-391,497.00		-0-
SUBTOTAL 11		0300			27,430,512.00		27,887,440.90	-2,877,982.73		
TOTAL, OFFICE OF FEDERAL PROCUREMENT POLICY					27,430,512.00		27,887,440.90	-2,877,982.73		
<b>SALARIES AND EXPENSES, OFFICE OF FEDERAL PROCUREMENT POLICY</b>										
FUND RESOURCES:										
UNDISBURSED FUNDS	1978 11	0701			2,830,000.00		1,027,245.08	1,433,283.64		429,471.28
	1977						399,640.64	-3,796.02		
								3,233.66		
ACCOUNTS RECEIVABLE										
FUND EQUITIES:								-72,922.28		
ACCOUNTS PAYABLE								103,315.28		
UNDELIVERED ORDERS								1,463,114.28		-429,471.28
SUBTOTAL 11		0701			2,830,000.00		1,426,865.72	-72,922.28		
TOTAL, OFFICE OF MANAGEMENT AND BUDGET					30,370,912.00		29,299,296.72	1,071,617.28		
<b>OFFICE OF SCIENCE AND TECHNOLOGY</b>										
GENERAL FUND ACCOUNTS										
SALARIES AND EXPENSES, OFFICE OF SCIENCE AND TECHNOLOGY POLICY FUND RESOURCES:	1978 11	2600			2,600,000.00		1,222,135.57	15,763.75		1,362,100.68
UNDISBURSED FUNDS	1977						522,263.51			476,035.95
	1976						13,784.05			
PRIOR YEARS										140,832.79
ACCOUNTS RECEIVABLE								-189,316.41		
FUND EQUITIES:								-68,889.00		
ACCOUNTS PAYABLE								1,084,257.93		-2,214,637.42
UNDELIVERED ORDERS								841,816.27		-0-
SUBTOTAL 11		2600			2,600,000.00		1,758,183.73	-68,889.00		
TOTAL, OFFICE OF SCIENCE AND TECHNOLOGY POLICY					2,600,000.00		1,758,183.73	841,816.27		



Appropriations, Outlays, and Balances - Continued

Appropriation or Fund Account		Account symbol				Balances beginning of fiscal year	Appropriations and other obligational authority <sup>1/</sup>	Transfers, borrowings, and investments (net) <sup>2/</sup>	Outlays (net)	Balances withdrawn and other transactions <sup>3/</sup>	Balances end of fiscal year <sup>4/</sup>
Title	Period of availability	Dept. Reg.	Tr. From	Account No.	Sub. No.						
SPECIAL ACTION OFFICE FOR DRUG ABUSE PREVENTION-CONTINUED											
GENERAL FUND ACCOUNTS-CONTINUED											
SALARIES AND EXPENSES, SPECIAL ACTION OFFICE FOR DRUG ABUSE PREVENTION-CONTINUED											
FUND EQUITIES:											
UNOBLIGATED BALANCE						-5437,359.99	-	-	-	-5416,551.73	-520,808.26
ACCOUNTS PAYABLE						-78,723.78	-	-	-	-78,723.78	-
UNDELIVERED ORDERS						-71,892.41	-	-	-	-71,892.41	-
						-0-	-	-	991,016.95	-91,016.95	-0-
	SUBTOTAL 11			1455							
PHARMACOLOGICAL RESEARCH, SPECIAL ACTION OFFICE FOR DRUG ABUSE PREVENTION											
FUND RESOURCES:											
UNDISBURSED FUNDS	1975 11			2455		-114.00	-	-	-	-	5/-114.00
TRANSFER TO:											
HEALTH, EDUCATION, AND WELFARE, ALCOHOL, DRUG ABUSE, AND MENTAL HEALTH ADMINISTRATION	PRIOR YEARS 75 11			2455	13	1,989,161.05	-	955,513.89	472,514.05	414,726.61	561,133.11
						414,840.61	-	-	-	-	114.00
FUND EQUITIES:											
ACCOUNTS PAYABLE						-781,335.93	-	-	-	-281,335.93	-
UNDELIVERED ORDERS						-2,122,551.73	-	-	-	-1,561,418.62	-561,133.11
						-0-	-	955,513.89	-955,513.89	-0-	-0-
	SUBTOTAL 11			2455							
SPECIAL FUND FOR DRUG ABUSE, SPECIAL ACTION OFFICE FOR DRUG ABUSE PREVENTION											
FUND RESOURCES:											
UNDISBURSED FUNDS	PRIOR YEARS 11			3455		-	-	84,871.00	-	84,871.00	-
TRANSFER TO:											
JUSTICE, LAW ENFORCEMENT ASSISTANCE ADMINISTRATION	PRIOR YEARS 15 11			3455	4	888,167.10	-	836.00	-	-	887,331.10
JUSTICE, NARCOTICS AND DANGEROUS DRUGS	PRIOR YEARS 15 11			3455	11	84,871.00	-	-84,871.00	-	-	4,737.33
ARMY	PRIOR YEARS 21 11			3455		4,737.33	-	-	-	-	-
HEALTH, EDUCATION, AND WELFARE, OFFICE OF EDUCATION	PRIOR YEARS 75 11			3455	?	31,804.86	-	-	-11,722.17	7,549.78	35,977.25
HEALTH, EDUCATION, AND WELFARE, ALCOHOL, DRUG ABUSE, AND MENTAL HEALTH ADMINISTRATION	PRIOR YEARS 75 11			3455	13	1,615,745.49	-	986,779.91	75,803.10	1,143.88	553,162.48
	PRIOR YEARS 97 11			3455		1,143.88	-	-	-	428,644.15	1,432.76
DEFENSE						430,076.91	-	-	-	-	-
ACCOUNTS RECEIVABLE											
FUND EQUITIES:											
ACCOUNTS PAYABLE						-421,217.06	-	-	-	-126,270.97	-294,946.09
UNDELIVERED ORDERS						-2,635,329.51	-	-	-	-1,447,634.68	-1,187,694.83
						-0-	-	975,893.74	-975,893.74	-0-	-0-
	SUBTOTAL 11			3455							
TOTAL, SPECIAL ACTION OFFICE FOR DRUG ABUSE PREVENTION . . . . .						-	-	2,022,424.58	-2,022,424.58	-	-
TOTAL, EXECUTIVE OFFICE OF THE PRESIDENT . . . . .						-	877,686,378.76	-221,634.16	74,566,981.54	2,897,763.06	-

1 The amounts in this column, unless otherwise foot-noted, represent appropriations, increases in borrowing authority or new contract authority. Appropriation accounts with appropriation transfer activity are presented in Table 1 (Appropriations and appropriation transfers) at the end of the chapter. For further detail on appropriations, increases in borrowing authority and new contract authority; see Tables 1, 2, and 6 respectively in Part Four - Information Tables.

2 For detail of transfer activity by account see Table 2 (Transfers - Other than Appropriation Transfers) at end of chapter. Amounts not appearing in Table 2, unless otherwise footnoted, represent transfers of obligated balances from lapsed appropriations to merged prior-year accounts pursuant to 31 U.S.C. 701, borrowings (net) or investments (net).

3 The amounts in this column, unless otherwise foot-noted, represent unobligated balances withdrawn or

restored pursuant to 31 U.S.C. 701 and changes in unfilled customer orders, accounts receivable, accounts payable, undelivered orders and unobligated balances.

4 Unobligated balance represents no-year or unexpired multiple-year account unless otherwise footnoted.

5 Subject to disposition by the administrative agency.

TABLE 1 - APPROPRIATIONS AND APPROPRIATION TRANSFERS

Account Symbol	Net Appropriations and Appropriation Transfers	Appropriation Amount *	Net Appropriation Transfers	Detail of Appropriation Transfers		
				Accounts Involved	Amount From, Or To (-)	Citation of Law
1180110	\$16,415,298.00	\$17,580,000.00	-\$1,164,702.00	1180038	-\$1,164,702.00	91 STAT. 29
1182200	2,754,687.37	1,850,000.00	904,687.37	1180601	46,480.00	31 USC 581c
				1181451	858,207.37	31 USC 581c
1180038	4,267,148.00	174,000.00	4,093,148.00	1180110	1,164,702.00	91 STAT. 29
				1180300	2,904,926.00	91 STAT. 29
				1180601	23,520.00	31 USC 581c
1181451	341,792.63	1,200,000.00	-858,207.37	1182200	-858,207.37	31 USC 581c
1180300	27,480,912.00	31,199,000.00	-3,718,088.00	1180038	-2,904,926.00	91 STAT. 29
				1180601	51,674.00	31 USC 581c
				1380120	-673,000.00	31 USC 581c
				2480100	-136,436.00	31 USC 581c
				4780110	-55,400.00	31 USC 581c
1182600	2,600,000.00	2,800,000.00	-200,000.00	4980100	-200,000.00	31 USC 581c
1180601	3,964,540.76	8,447,000.00	-4,482,459.24	1180038	-23,520.00	31 USC 581c
				1180300	-51,674.00	31 USC 581c
				1182200	-46,480.00	31 USC 581c
				1380550	-4,360,785.24	31 USC 581c
TOTAL	\$57,824,378.76	\$63,250,000.00	-\$5,425,621.24		-\$5,425,621.24	

\*Appropriations to accounts which did not have appropriation transfer activity during the fiscal year are not included in this table.

TABLE 2 - TRANSFERS (OTHER THAN APPROPRIATION TRANSFERS - TABLE 1)

Account Symbol	Net Transfers	Details of Transfers		
		Accounts Involved	Amount From Or To (-)	Citation of Law
1172200	\$457,339.72	1171451	\$457,339.72	31 USC 581 c
1171451	-457,339.72	1172200	-457,339.72	31 USC 581 c
11X0601	-49,978.63	13X0550	-49,978.63	31 USC 581 c
1170601	-154,227.01	1370550	-154,227.01	31 USC 581 c
1160601	-17,428.52	1360550	-17,428.52	31 USC 581 c

Account Symbol	Net Transfers	Details of Transfers		
		Accounts Involved	Amount From Or To (-)	Citation of Law
11M3455	\$84,871.00	15-11M3455(11)	\$84,871.00	21 USC 1133
15-11M3455(11)	-84,871.00	11M3455	-84,871.00	21 USC 1133
TOTAL	-\$221,634.16		-\$221,634.16	

FOOTNOTES

143

Appropriations, Outlays, and Balances - Continued

Appropriation or Fund Account Title	Period of availability		Account symbol		Balances beginning of fiscal year	Appropriations and other obligations authority 1/	Transfers, borrowings, and investments (net) 2/	Outlays (net)	Balances withdrawn and other transactions 3/	Balances end of fiscal year 4/
	Reg.	From	Dept.	Account No.						
FUNDS APPROPRIATED TO THE PRESIDENT										
APPALACHIAN REGIONAL DEVELOPMENT PROGRAMS										
GENERAL FUND ACCOUNTS										
APPALACHIAN REGIONAL DEVELOPMENT PROGRAMS*										
FUND RESOURCES:	NO	YEAR	11	0090	\$21,569,940.68	\$323,700,000.00	-\$300,506,585.26	\$15,063,570.75	-	\$29,149,784.59
UNDERSERVED FUNDS	NO	YEAR	12	11	37,474,501.59	-	21,355,937.00	10,430,769.28	-	48,443,569.31
TRANSFER TO:	NO	YEAR	12	11	1,679,259.76	-	-1,210,512.00	42,566.97	-	426,180.79
AGRICULTURE	NO	YEAR	13	11	7,285,000.00	-	2,200,000.00	954,208.87	-	8,530,751.13
COMMERCE, ECONOMIC DEVELOPMENT	NO	YEAR	14	11	3,962,013.00	-	1,600,900.00	1,324,586.74	-	4,258,326.26
ADMINISTRATION	NO	YEAR	14	11	10,435,785.88	-	1,000,000.00	4,373,656.27	-	7,062,149.61
INTERIOR, HERITAGE CONSERVATION AND RECREATION SERVICE	NO	YEAR	15	11	640,000.00	-	210,000.00	-	-	850,000.00
INTEGRATION, MINES	NO	YEAR	59	11	-	-	200,000.00	-	-	200,000.00
JUSTICE	NO	YEAR	68	11	13,721,488.98	-	4,600,000.00	4,124,667.71	-	14,159,821.27
NATIONAL ENDOWMENT FOR THE ARTS	NO	YEAR	69	11	376,183,560.56	-	210,500,000.00	144,478,582.78	-	442,604,577.78
ENVIRONMENTAL PROTECTION AGENCY TRANSPORTATION, FEDERAL HIGHWAY ADMINISTRATION	NO	YEAR	69	11	53,415.08	-	-	46,477.26	-	4,937.80
TRANSPORTATION, NATIONAL HIGHWAY ADMINISTRATION	NO	YEAR	69	11	20,920.00	-	-16,292.13	-386.13	-	5,014.00
TRAFFIC SAFETY ADMINISTRATION	NO	YEAR	69	11	942,034.49	-	-	39,555.37	-	902,459.12
HEALTH, EDUCATION, AND WELFARE ASSISTANT SECRETARY FOR HUMAN DEVELOPMENT	NO	YEAR	75	11	25,285,375.96	-	9,300,000.00	19,332,806.31	-	15,252,567.65
HEALTH, EDUCATION, AND WELFARE OFFICE OF EDUCATION	NO	YEAR	75	11	57,160,551.87	-	21,750,000.00	23,429,887.19	-	55,652,664.68
HEALTH, EDUCATION, AND WELFARE HEALTH SERVICES ADMINISTRATION	NO	YEAR	75	11	71,847,637.31	-	22,400,000.00	31,461,826.16	-	62,785,811.15
HEALTH, EDUCATION, AND WELFARE HEALTH SERVICES ADMINISTRATION	NO	YEAR	75	11	244,947.64	-	-	-	-	244,947.64
HEALTH RESOURCES ADMINISTRATION HOUSING AND URBAN DEVELOPMENT	NO	YEAR	86	11	20,828,802.19	-	5,487,652.39	5,443,941.47	-	21,267,513.11
CORPS OF ENGINEERS, CIVIL UNFUNDED CONTRACT AUTHORITY	NO	YEAR	96	11	-	-	250,000.00	-	-	250,000.00
ACCOUNTS RECEIVABLE	NO	YEAR	11	0090	19,000,070.61	-	-	-	-	19,000,070.61
FUND EQUITIES:	NO	YEAR	11	0090	-32,045,870.02	-	-	-	-	-32,045,870.02
UNOBLIGATED BALANCE	NO	YEAR	11	0090	-34,430,761.02	-	-	-	-	-34,430,761.02
ACCOUNTS PAYABLE	NO	YEAR	11	0090	-612,158,674.45	-	-	-	-	-612,158,674.45
UNDELIVERED ORDERS	NO	YEAR	11	0090	-	-	-	-	-	-
		SUBTOTAL	11	0090	313,400,000.00	-	-	260,963,679.02	-	25,822,864.28
PUBLIC ENTERPRISE FUNDS										
APPALACHIAN HOUSING FUND, EXECUTIVE FUND RESOURCES:	NO	YEAR	11	4190	2,701,515.79	-	508,305.29	760,980.98	-	2,848,840.10
UNDERSERVED FUNDS	NO	YEAR	86	11	1,248,247.69	-	-908,305.29	-49,791.17	-	389,733.57
TRANSFER TO:					-	-	-	-8,018.92	-	8,018.92
HOUSING AND URBAN DEVELOPMENT ACCOUNTS RECEIVABLE					-	-	-	-	-	-
FUND EQUITIES:					-	-	-	-	-	-
UNOBLIGATED BALANCE					-660,242.33	-	-	-	-	-1,531,05.02
UNDELIVERED ORDERS					-3,289,521.15	-	-	-	-	-3,053,487.57
		SUBTOTAL	11	4190	-	-	-	711,189.81	-	-0-
TOTAL APPALACHIAN REGIONAL DEVELOPMENT PROGRAMS . . . . .										
					313,400,000.00	-	-	261,674,868.83	-	51,725,131.17

DISASTER RELIEF

GENERAL FUND ACCOUNTS		NO YEAR	11	0039									
DISASTER RELIEF, FEDERAL DISASTER ASSISTANCE ADMINISTRATION, FUNDS APPROPRIATED TO THE PRESIDENT FUND RESOURCES:													
UNDISBURSED FUNDS													
TRANSFER TO:													
AGRICULTURE		NO YEAR	12 11	0039									
HOUSING AND URBAN DEVELOPMENT		NO YEAR	86 11	0039	4,686,699.98								
ACCOUNTS RECEIVABLE					371,295,192.90								
UNFILLED CUSTOMER ORDERS					10,015.55								
FUND EQUITIES:					461,406,364.03								
UNOBLIGATED BALANCE					-4,165,506.57								
ACCOUNTS PAYABLE					-5,749,984.84								
UNDELIVERED ORDERS					-827,482,781.05								
					-0-								
SUBTOTAL 11		0039											
TOTAL, DISASTER RELIEF													
					450,000,000.00								
					450,000,000.00								
					470,290,946.85								
					-20,290,946.85								

UNANTICIPATED NEEDS

GENERAL FUND ACCOUNTS		NO YEAR	11	0037									
UNANTICIPATED NEEDS, EXECUTIVE FUND RESOURCES:													
UNDISBURSED FUNDS													
TRANSFER TO:													
PRESIDENT'S COMMISSION ON MENTAL HEALTH		1978 11		0037									
COMMISSION ON CIA ACTIVITIES WITHIN THE UNITED STATES		1977 11		0037	8,885.15								
COMMISSION ON EXECUTIVE, LEGISLATIVE, AND JUDICIAL SALARIES		PRIOR YEARS	11	0037									
OFFICE OF DRUG ABUSE		1977 11		0037	8,111.00								
UNITED STATES METRIC BOARD		1977 11		0037	44,631.63								
COUNCIL ON WAGE AND PRICE STABILITY		1978 11		0037									
IMMIGRATION NATURALIZATION SERVICE		1978 15 11		0037									
PRESIDENTIAL COMMISSION ON WORLD HUNGER		1978 11		0037									
PRESIDENT'S COMMISSION ON PENSION POLICY		1978 11		0037	590.00								
ACCOUNTS RECEIVABLE													
FUND EQUITIES:													
ACCOUNTS PAYABLE					-52,676.42								
UNDELIVERED ORDERS					-9,541.36								
					-0-								
SUBTOTAL 11		0037											
TOTAL, UNANTICIPATED NEEDS													
					1,000,000.00								
					1,000,000.00								
					25,670.26								
					576,029.74								
					1,975.72								
					-25,566.00								
					6,140.68								
					45,560.00								
					6,111.00								
					44,631.63								
					45,841.69								
					146,000.00								
					58,000.00								
					300.00								
					175,000.00								
					12,587.87								
					510.00								
					134,431.07								
					40,568.93								
					12,412.13								
					80.00								
					-39,753.80								
					-153,555.01								
					-0-								
SUBTOTAL 11		0037											
TOTAL, UNANTICIPATED NEEDS													
					1,559,561.06								
					846,038.94								



FUND EQUITIES: UNDELIVERED ORDERS																		2/	5,705,353.05	
UNOBLIGATED BALANCE																			11,845,870.35	
ACCOUNTS PAYABLE																			10,310,037.59	-0-
UNDELIVERED ORDERS																				
<b>MILITARY ASSISTANCE, SOUTH VIETNAMESE FORCES</b>																				
FUND RESOURCES:																				
UNDISBURSED FUNDS																				
TRANSFER TO:																				
NAVY																				
ARMY																				
AIR FORCE																				
FUND EQUITIES:																				
ACCOUNTS PAYABLE																				
UNDELIVERED ORDERS																				
<b>FOREIGN MILITARY CREDIT SALES, EXECUTIVE</b>																				
FUND RESOURCES:																				
UNDISBURSED FUNDS																				
TRANSFER TO:																				
NAVY																				
ARMY																				
AIR FORCE																				
FUND EQUITIES:																				
UNOBLIGATED BALANCE																				
UNDELIVERED ORDERS																				
<b>SECURITY SUPPORTING ASSISTANCE, EXECUTIVE</b>																				
FUND RESOURCES:																				
UNDISBURSED FUNDS																				
TRANSFER TO:																				
NAVY																				
STATE																				
<b>INTERNATIONAL COMMUNICATIONS AGENCY</b>																				
INTERNATIONAL COMMUNICATIONS AGENCY																				
<b>AGENCY FOR INTERNATIONAL DEVELOPMENT</b>																				
AGENCY FOR INTERNATIONAL DEVELOPMENT																				
<b>UNITED STATES SINAI SUPPORT MISSION</b>																				
UNITED STATES SINAI SUPPORT MISSION																				
<b>FUND EQUITIES:</b>																				
UNOBLIGATED BALANCE																				
ACCOUNTS PAYABLE																				
UNDELIVERED ORDERS																				
<b>MIDDLE EAST SPECIAL REQUIREMENTS</b>																				
FUND RESOURCES:																				
UNDISBURSED FUNDS																				
TRANSFER TO:																				
ARMY																				
AIR FORCE																				
AGENCY FOR INTERNATIONAL DEVELOPMENT																				
<b>UNITED STATES SINAI SUPPORT MISSION</b>																				
UNITED STATES SINAI SUPPORT MISSION																				
<b>FUND EQUITIES:</b>																				
ACCOUNTS RECEIVABLE																				
UNOBLIGATED BALANCE																				
ACCOUNTS PAYABLE																				
UNDELIVERED ORDERS																				



Appropriations, Outlays, and Balances - Continued

Appropriation or Fund Account		Account symbol			Balances beginning of fiscal year	Appropriations and other obligational authority <u>1/</u>	Transfers, borrowings, and investments (net) <u>2/</u>	Outlays (net)	Balances withdrawn and other transactions <u>3/</u>	Balances end of fiscal year <u>4/</u>
Title	Period of availability	Dept. Reg.	Account No.	Sub. No.						
FOREIGN ASSISTANCE-CONTINUED										
INTERNATIONAL SECURITY ASSISTANCE-CONTINUED										
PUBLIC ENTERPRISE FUNDS										
LIQUIDATION OF FOREIGN MILITARY SALES										
FUND, EXECUTIVE										
FUND RESOURCES:										
UNDISBURSED FUNDS	NO YEAR 11		4117		\$21,811,364.24	-----	-----	-867,491.30	<u>11/</u> \$12,809,452.93	\$9,891,362.61
TRANSFER TO:										
ARMY	NO YEAR 21 11		4117		188,363.62	-----	-----	100,363.62	-----	-----
FUND EQUITIES:										
UNOBLIGATED BALANCE					-12,809,493.93	-----	-----	-----	-7,987,542.39	-4,821,551.54
ACCOUNTS PAYABLE					-188,363.62	-----	-----	-----	-188,363.62	-----
UNDELIVERED ORDERS					-9,001,870.31	-----	-----	-----	-3,932,459.24	-3,009,411.07
	SUBTOTAL 11		4117		-0-	-----	-----	-701,127.68	701,127.68	-0-
TRUST FUND ACCOUNTS										
ADVANCES, FOREIGN MILITARY SALES, EXECUTIVE										
FUND RESOURCES:										
UNDISBURSED FUNDS										
TRANSFER TO:										
DEFENSE	NO YEAR 97 11		8242		4,566,239,300.00	\$8,445,171,544.65	-----	8,104,016,121.24	-----	4,907,394,723.45
UNFUNDED CONTRACT AUTHORITY	NO YEAR 11		8242		9,219,596,689.62	<u>2/</u> 1,197,913,609.34	-----	-----	-----	10,417,510,358.96
ACCOUNTS RECEIVABLE					9,903,724.40	-----	-----	-----	9,903,724.40	-----
FUND EQUITIES:										
ACCOUNTS PAYABLE					-502,434,879.99	-----	-----	-----	162,353,087.60	-664,787,967.59
UNDELIVERED ORDERS					-13,293,304,834.03	-----	-----	-----	1,366,812,280.79	-14,660,117,114.82
	SUBTOTAL 11		8242		-0-	9,643,085,214.03	-----	8,104,016,121.24	1,539,069,092.75	-0-
DEDUCTIONS FOR OFFSETTING RECEIPTS <u>12/</u>										
PROPRIETARY RECEIPTS FROM THE PUBLIC					-----	-8,753,541,712.95	-----	-8,753,541,712.95	-----	-----
TOTAL, INTERNATIONAL SECURITY ASSISTANCE . . . . .					-----	3,994,493,501.08	-----	2,019,665,571.76	1,974,827,929.32	-----
INTERNATIONAL DEVELOPMENT ASSISTANCE										
MULTILATERAL ASSISTANCE										
INTERNATIONAL FINANCIAL INSTITUTIONS										
GENERAL FUND ACCOUNTS										
SPECIAL PAYMENTS TO INTERNATIONAL FINANCIAL INSTITUTIONS, EXECUTIVE										
FUND RESOURCES:										
UNDISBURSED FUNDS	NO YEAR 11		0050		70,210,336.09	-----	-----	-----	-----	70,210,336.09
AUTHORITY TO BORROW FROM THE TREASURY					5,715,000,000.00	-----	-----	-----	-----	5,715,000,000.00
FUND EQUITIES:										
UNOBLIGATED BALANCE					-5,785,210,336.09	-----	-----	-----	-----	-5,785,210,336.09
	SUBTOTAL 11		0050		-0-	-----	-----	-----	-----	-0-
CONTRIBUTION TO INTER-AMERICAN DEVELOPMENT BANK, EXECUTIVE										
FUND RESOURCES:										
UNDISBURSED FUNDS	NO YEAR 11		0072		-----	480,000,000.00	-548,000,000.00	-----	-----	-----
TRANSFER TO:										
TREASURY	NO YEAR 20 11		0072		4,038,191,060.19	-----	480,000,000.00	381,721,520.32	-----	4,136,469,539.87
FUND EQUITIES:										
UNOBLIGATED BALANCE					-2,458,946,470.67	-----	-----	-----	328,567,975.00	-2,787,514,445.67
UNDELIVERED ORDERS					-1,579,244,589.52	-----	-----	-----	-230,289,495.32	-1,348,955,054.20
	SUBTOTAL 11		0072		-0-	480,000,000.00	-----	381,721,520.32	98,278,479.68	-0-
CONTRIBUTION TO INTERNATIONAL DEVELOPMENT ASSOCIATION, EXECUTIVE										
FUND RESOURCES:										
UNDISBURSED FUNDS	NO YEAR 11		0073		-----	800,000,000.00	-800,000,000.00	-----	-----	-----
TRANSFER TO:										
TREASURY	NO YEAR 20 11		0073		324,614,597.02	-----	800,000,000.00	323,324,885.46	-----	801,289,711.56
FUND EQUITIES:										
UNDELIVERED ORDERS					-324,614,597.02	-----	-----	-----	476,675,114.54	-601,289,711.56
	SUBTOTAL 11		0073		-0-	800,000,000.00	-----	323,324,885.46	-----	-0-

CONTRIBUTION TO ASIAN DEVELOPMENT BANK, EXECUTIVE

FUND RESOURCES:				217,500,000.00	-217,500,000.00				
UNDISBURSED FUNDS	NO YEAR 11	0076						593,057,251.37	
TRANSFER TO:									
TREASURY	NO YEAR 20 11	0076	442,728,140.37		217,500,000.00	67,170,939.00			
FUND EQUITIES:									
UNOBLIGATED BALANCE			-293,143,757.80				141,544,815.20	-434,688,553.00	
UNDELIVERED ORDERS			-149,584,452.57				8,784,245.80	-158,368,658.37	
			-0-				150,329,061.00	-0-	
SUBTOTAL 11	0076			217,500,000.00		67,170,939.00			
CONTRIBUTION TO THE INTERNATIONAL BANK FOR RECONSTRUCTION AND DEVELOPMENT, EXECUTIVE									
FUND RESOURCES:									
UNDISBURSED FUNDS	NO YEAR 11	0077		380,000,000.00	-380,000,000.00				
TRANSFER TO:									
TREASURY	NO YEAR 20 11	0077	1,432,138,502.57		380,000,000.00	37,999,980.00		1,774,138,522.57	
FUND EQUITIES:									
UNOBLIGATED BALANCE			-1,312,674,872.61				342,000,020.00	-1,654,874,852.61	
UNDELIVERED ORDERS			-119,263,629.96				342,000,020.00	-119,263,629.96	
			-0-					-0-	
SUBTOTAL 11	0077			380,000,000.00		37,999,980.00			
CONTRIBUTION TO THE INTERNATIONAL FINANCE CORPORATION, EXECUTIVE									
FUND RESOURCES:									
UNDISBURSED FUNDS	NO YEAR 11	0078		38,000,000.00	-38,000,000.00				
TRANSFER TO:									
TREASURY	NO YEAR 20 11	0078			38,000,000.00	38,000,000.00		-0-	
			-0-			38,000,000.00			
SUBTOTAL 11	0078			38,000,000.00					
CONTRIBUTION TO AFRICAN DEVELOPMENT FUND, EXECUTIVE									
FUND RESOURCES:									
UNDISBURSED FUNDS	NO YEAR 11	0079		10,000,000.00	-10,000,000.00				
TRANSFER TO:									
TREASURY	NO YEAR 20 11	0079			10,000,000.00	10,000,000.00		-0-	
			-0-			10,000,000.00			
SUBTOTAL 11	0079			10,000,000.00					
TOTAL, INTERNATIONAL FINANCIAL INSTITUTIONS . . . . .									
				1,925,500,000.00		858,217,324.78	1,067,282,675.22		

INTERNATIONAL ORGANIZATIONS AND PROGRAMS

GENERAL FUND ACCOUNTS

PAYMENT TO INTERNATIONAL FUND FOR AGRICULTURE DEVELOPMENT, INTERNATIONAL DEVELOPMENT ASSISTANCE, FUNDS APPROPRIATED TO THE PRESIDENT

FUND RESOURCES:								
UNDISBURSED FUNDS	NO YEAR 11	1039						180,400,000.00
TRANSFER TO:								
AGENCY FOR INTERNATIONAL DEVELOPMENT	NO YEAR 72 11	1039	200,000,000.00			19,600,000.00		
FUND EQUITIES:								
UNOBLIGATED BALANCE			-200,000,000.00				-200,000,000.00	-180,400,000.00
UNDELIVERED ORDERS							180,400,000.00	-0-
			-0-			19,600,000.00	-19,600,000.00	
SUBTOTAL 11	1039							

FOOTNOTES AT END OF CHAPTER

Appropriations, Outlays, and Balances - Continued

Appropriation or Fund Account		Account symbol			Balances beginning of fiscal year	Appropriations and other obligatory authority 1/	Transfers, borrowings, and investments (net) 2/	Outlays (net)	Balances withdrawn and other transactions 3/	Balances end of fiscal year 4/
Title	Period of availability	Dept. Reg.	Account No. Tr. From	Sub. No.						
FOREIGN ASSISTANCE-CONTINUED										
INTERNATIONAL DEVELOPMENT ASSISTANCE-CONTINUED										
MULTILATERAL ASSISTANCE-CONTINUED										
INTERNATIONAL ORGANIZATIONS AND PROGRAMS-CONTINUED										
GENERAL FUND ACCOUNTS-CONTINUED										
INTERNATIONAL ORGANIZATIONS AND PROGRAMS, ECONOMIC ASSISTANCE, EXECUTIVE FUND RESOURCES:										
UNDISBURSED FUNDS	1978	11	1005		- - - - -	\$240,250,000.00	-\$240,250,000.00	- - - - -	- - - - -	- - - - -
	1977				\$423,423.34	- - - - -	-423,423.34	- - - - -	- - - - -	- - - - -
	1976				60,000.00	- - - - -	-60,000.00	- - - - -	- - - - -	- - - - -
TRANSFER TO:										
STATE	NO YEAR	19	11	1005	5,000,000.00	- - - - -	- - - - -	\$3,323,045.96	- - - - -	\$1,676,954.04
	1978				- - - - -	- - - - -	238,550,000.00	181,834,755.10	- - - - -	57,115,246.90
	1977-78				- - - - -	- - - - -	483,423.34	- - - - -	- - - - -	483,423.34
	1977				24,465,510.26	- - - - -	7,568,688.18	23,935,571.06	- - - - -	8,058,621.38
	1976				7,568,688.18	- - - - -	-7,568,688.18	- - - - -	- - - - -	- - - - -
DEPARTMENT OF ENERGY	1978	89	11	1005	- - - - -	- - - - -	1,300,000.00	- - - - -	- - - - -	1,300,000.00
	1977				1,100,000.00	- - - - -	- - - - -	919,074.00	- - - - -	180,526.00
	1976				710,226.00	- - - - -	- - - - -	210,226.00	- - - - -	- - - - -
FUND EQUITIES:										
UNOBLIGATED BALANCE					-483,423.34	- - - - -	- - - - -	- - - - -	-\$470,634.34	13/-12,789.00
ACCOUNTS PAYABLE					-37,034,198.44	- - - - -	- - - - -	- - - - -	30,327,278.22	-67,361,416.66
UNDELIVERED ORDERS					-1,310,226.00	- - - - -	- - - - -	- - - - -	170,700.00	-1,480,926.00
					-0-	- - - - -	- - - - -	- - - - -	- - - - -	-0-
	SUBTOTAL	11	1005			240,250,000.00		210,222,656.12	30,027,343.88	
TOTAL, INTERNATIONAL ORGANIZATIONS AND PROGRAMS . . . . .					- - - - -	240,250,000.00	- - - - -	227,022,656.12	10,427,343.88	- - - - -
TOTAL, MULTILATERAL ASSISTANCE . . . . .					- - - - -	2,165,750,000.00	- - - - -	1,088,039,980.90	1,077,710,019.10	- - - - -
BILATERAL ASSISTANCE										
GENERAL FUND ACCOUNTS										
FOOD AND NUTRITION, DEVELOPMENT ASSISTANCE, ECONOMIC ASSISTANCE, EXECUTIVE FUND RESOURCES:										
UNDISBURSED FUNDS	NO YEAR	11	1023		9,729.88	- - - - -	238,397.49	- - - - -	- - - - -	348,127.37
TRANSFER TO:										
STATE	NO YEAR	19	11	1023	1,631.85	- - - - -	- - - - -	-192.40	- - - - -	1,824.25
AGENCY FOR INTERNATIONAL DEVELOPMENT	NO YEAR	72	11	1023	1,143,967,248.79	- - - - -	-238,397.49	240,471,163.59	- - - - -	897,151,647.71
DEPARTMENT OF ENERGY	NO YEAR	89	11	1023	22,883.51	- - - - -	- - - - -	- - - - -	- - - - -	22,883.51
ACCOUNTS RECEIVABLE					23,800,317.62	- - - - -	- - - - -	- - - - -	99,899.03	23,700,418.59
FUND EQUITIES:										
UNOBLIGATED BALANCE					-230,968,127.37	- - - - -	- - - - -	- - - - -	-188,591,096.21	-41,977,031.16
ACCOUNTS PAYABLE					-48,940,259.94	- - - - -	- - - - -	- - - - -	2,257,580.45	-51,197,640.39
UNDELIVERED ORDERS					-887,993,424.34	- - - - -	- - - - -	- - - - -	-59,843,354.46	-828,050,069.88
					-0-	- - - - -	- - - - -	- - - - -	-246,476,971.19	-0-
	SUBTOTAL	11	1023					246,476,971.19	-246,476,971.19	
POPULATION PLANNING AND HEALTH, DEVELOPMENT ASSISTANCE, ECONOMIC ASSISTANCE, EXECUTIVE FUND RESOURCES:										
UNDISBURSED FUNDS	NO YEAR	11	1024		37,500.00	- - - - -	-37,470.74	- - - - -	- - - - -	29.26
TRANSFER TO:										
STATE	NO YEAR	19	11	1024	34,393,511.00	- - - - -	- - - - -	23,393,511.00	- - - - -	11,000,000.00
AGENCY FOR INTERNATIONAL DEVELOPMENT	NO YEAR	72	11	1024	313,019,454.46	- - - - -	537,470.74	137,586,876.13	- - - - -	175,970,049.07
ACCOUNTS RECEIVABLE					22,288,815.61	- - - - -	- - - - -	- - - - -	3,584,203.73	18,704,611.88
FUND EQUITIES:										
UNOBLIGATED BALANCE					-16,121,029.26	- - - - -	- - - - -	- - - - -	-11,782,398.69	-4,338,630.57
ACCOUNTS PAYABLE					-82,083,166.32	- - - - -	- - - - -	- - - - -	-32,840,559.59	-49,242,606.73
UNDELIVERED ORDERS					-271,535,085.49	- - - - -	- - - - -	- - - - -	-119,441,632.58	-152,093,452.91
					-0-	- - - - -	- - - - -	- - - - -	-160,480,387.13	-0-
	SUBTOTAL	11	1024				500,000.00	160,980,387.13	-160,480,387.13	

NO	YEAR	11	1025	210,425.70						210,425.70
TECHNICAL ASSISTANCE, ENERGY, RESEARCH, RECONSTRUCTION, AND SELECTED DEVELOPMENT PROBLEMS, DEVELOPMENT ASSISTANCE ECONOMIC ASSISTANCE, EXECUTIVE										
FUND RESOURCES:										
UNDISBURSED FUNDS										
TRANSFER TO:										
AGENCY FOR INTERNATIONAL DEVELOPMENT										
ACCOUNTS RECEIVABLE										
NO	YEAR	72	11	1025	170,707,682.90					170,707,682.90
FUND EQUITIES:										
UNOBLIGATED BALANCE										
ACCOUNTS PAYABLE										
UNDELIVERED ORDERS										
SUBTOTAL 11 1025										
UNDISBURSED FUNDS										
TRANSFER TO:										
AGENCY FOR INTERNATIONAL DEVELOPMENT										
ACCOUNTS RECEIVABLE										
NO	YEAR	72	11	1026	4,996,933.68					4,996,933.68
FUND EQUITIES:										
UNOBLIGATED BALANCE										
ACCOUNTS PAYABLE										
UNDELIVERED ORDERS										
SUBTOTAL 11 1026										
SELECTED COUNTRIES AND ORGANIZATIONS, DEVELOPMENT ASSISTANCE, ECONOMIC ASSISTANCE, EXECUTIVE										
FUND RESOURCES:										
UNDISBURSED FUNDS										
TRANSFER TO:										
AGENCY FOR INTERNATIONAL DEVELOPMENT										
ACCOUNTS RECEIVABLE										
NO	YEAR	72	11	1027	173,845,794.58					173,845,794.58
FUND EQUITIES:										
UNOBLIGATED BALANCE										
ACCOUNTS PAYABLE										
UNDELIVERED ORDERS										
SUBTOTAL 11 1027										
NO YEAR 11 1027										
NO YEAR 72 11 1027										
SUBTOTAL 11 1027										
PAYMENT TO THE FOREIGN SERVICE RETIREMENT AND DISABILITY FUND, EXECUTIVE										
FUND RESOURCES:										
UNDISBURSED FUNDS										
TRANSFER TO:										
AGENCY FOR INTERNATIONAL DEVELOPMENT										
1978	11	1036								
1978	72	11	1036							
SUBTOTAL 11 1036										
AMERICAN SCHOOLS AND HOSPITALS AFFAIRS, ECONOMIC ASSISTANCE, EXECUTIVE										
FUND RESOURCES:										
UNDISBURSED FUNDS										
TRANSFER TO:										
AGENCY FOR INTERNATIONAL DEVELOPMENT										
1978	11	1013								
1978	72	11	1013							
1977-78										
1977										
1976										
SUBTOTAL 11 1013										
ACCOUNTS RECEIVABLE										
FUND EQUITIES:										
UNOBLIGATED BALANCE										
ACCOUNTS PAYABLE										
UNDELIVERED ORDERS										
INTERNATIONAL DISASTER ASSISTANCE, ECONOMIC ASSISTANCE, EXECUTIVE										
FUND RESOURCES:										
UNDISBURSED FUNDS										
TRANSFER TO:										
AGENCY FOR INTERNATIONAL DEVELOPMENT										
NO	YEAR	72	11	1035						
1978										
SUBTOTAL 11 1035										
NO YEAR 72 11 1035										
1978										
1977-78										
1977										
1976										
SUBTOTAL 11 1035										
ACCOUNTS RECEIVABLE										
FUND EQUITIES:										
UNOBLIGATED BALANCE										
ACCOUNTS PAYABLE										
UNDELIVERED ORDERS										
INTERNATIONAL DISASTER ASSISTANCE, ECONOMIC ASSISTANCE, EXECUTIVE										
FUND RESOURCES:										
UNDISBURSED FUNDS										
TRANSFER TO:										
AGENCY FOR INTERNATIONAL DEVELOPMENT										
NO	YEAR	72	11	1035						
1978										
SUBTOTAL 11 1035										
NO YEAR 72 11 1035										
1978										
1977-78										
1977										
1976										
SUBTOTAL 11 1035										



ACCOUNTS PAYABLE	1002	-1,320.80	-2.45	-1,320.80	2.45
REFUGEE RELIEF ASSISTANCE (BANGLADESH)					
ECONOMIC ASSISTANCE, EXECUTIVE					
FUND RESOURCES:					
UNDERSBURSED FUNDS					
TRANSFER TO:					
AGENCY FOR INTERNATIONAL DEVELOPMENT					
ACCOUNTS RECEIVABLE	1009	1,335,208.00		1,335,208.00	
FUND EQUITIES:					
UNOBLIGATED BALANCE					
ACCOUNTS PAYABLE					
UNDELIVERED ORDERS					
SUBTOTAL 11	1009				
SAHEL DEVELOPMENT PROGRAM, ECONOMIC ASSISTANCE, EXECUTIVE					
FUND RESOURCES:					
UNDERSBURSED FUNDS					
TRANSFER TO:					
AGENCY FOR INTERNATIONAL DEVELOPMENT					
ACCOUNTS RECEIVABLE	1012	991,928.88		991,928.88	
FUND EQUITIES:					
UNOBLIGATED BALANCE					
ACCOUNTS PAYABLE					
UNDELIVERED ORDERS					
SUBTOTAL 11	1012				
PHILIPPINE DESALTING PLANT, ECONOMIC ASSISTANCE, EXECUTIVE					
FUND RESOURCES:					
UNDERSBURSED FUNDS					
TRANSFER TO:					
AGENCY FOR INTERNATIONAL DEVELOPMENT					
FUND EQUITIES:					
ACCOUNTS PAYABLE	1018	1,667,151.41		1,667,151.41	
UNDELIVERED ORDERS					
SUBTOTAL 11	1018				
DEVELOPMENT ASSISTANCE PROGRAM, ECONOMIC ASSISTANCE, EXECUTIVE					
FUND RESOURCES:					
UNDERSBURSED FUNDS					
TRANSFER TO:					
AGENCY FOR INTERNATIONAL DEVELOPMENT					
FUND EQUITIES:					
ACCOUNTS RECEIVABLE	1021	1,64,000.00		1,64,000.00	
ACCOUNTS PAYABLE					
UNDELIVERED ORDERS					
SUBTOTAL 11	1021				
AFRICAN DEVELOPMENT PROGRAM, ECONOMIC ASSISTANCE, EXECUTIVE					
FUND RESOURCES:					
UNDERSBURSED FUNDS					
TRANSFER TO:					
AGENCY FOR INTERNATIONAL DEVELOPMENT					
FUND EQUITIES:					
ACCOUNTS RECEIVABLE	1021	1,86,000.00		1,86,000.00	
ACCOUNTS PAYABLE					
UNDELIVERED ORDERS					
SUBTOTAL 11	1021				
TRANSFER TO:					
AGENCY FOR INTERNATIONAL DEVELOPMENT					
FUND EQUITIES:					
ACCOUNTS RECEIVABLE	1023	50,754.89		50,754.89	
ACCOUNTS PAYABLE					
UNDELIVERED ORDERS					
SUBTOTAL 11	1023				
1977 11					
1977 YEARS					
1977 11					
1977 YEARS					
1976					
1976 YEARS					
1977 11					
1977 YEARS					
1976					
1976 YEARS					
1977 11					
1977 YEARS					
1976					
1976 YEARS					
1977 11					
1977 YEARS					
1976					
1976 YEARS					
1977 11					
1977 YEARS					
1976					
1976 YEARS					
1977 11					
1977 YEARS					
1976					
1976 YEARS					

Appropriations, Outlays, and Balances - Continued

Appropriation or Fund Account Title	Period of availability	Account symbol			Balances beginning of fiscal year	Appropriations and other obligational authority 1/	Transfers, borrowings, and investments (net) 2/	Outlays (net)	Balances withdrawn and other transactions 3/	Balances end of fiscal year 4/
		Dept. Reg.	Tr. From	Account No.						
FOREIGN ASSISTANCE-CONTINUED										
INTERNATIONAL DEVELOPMENT ASSISTANCE-CONTINUED										
BILATERAL ASSISTANCE-CONTINUED										
GENERAL FUND ACCOUNTS-CONTINUED										
DISASTER RELIEF ASSISTANCE, EXECUTIVE										
FUND RESOURCES:										
UNDISBURSED FUNDS										
TRANSFER TO:										
AGENCY FOR INTERNATIONAL DEVELOPMENT /	NO YEAR 72	11	1031	\$47,592,787.01	-	-	\$26,013,810.83	-	\$21,578,976.18	
ACCOUNTS RECEIVABLE				4,319,515.07	-	-	-	-\$580,120.47	4,899,635.54	
FUND EQUITIES:								514,783.14	-1,627,183.02	
UNOBLIGATED BALANCE				-1,112,399.88	-	-	-	1,014,114.86	-7,534,927.89	
ACCOUNTS PAYABLE				-6,520,813.03	-	-	-	-26,962,588.36	-17,316,500.81	
UNDELIVERED ORDERS				-44,279,089.17	-	-	-	-26,013,810.83	-0-	
	SUBTOTAL	11	1031	-0-			26,013,810.83			
ASSISTANCE TO PORTUGAL AND PORTUGUESE COLONIES IN AFRICA GAINING INDEPENDENCE, ECONOMIC ASSISTANCE, EXECUTIVE										
FUND RESOURCES:										
UNDISBURSED FUNDS										
TRANSFER TO:										
AGENCY FOR INTERNATIONAL DEVELOPMENT	1977	11	1034	-	-	-	-	-	-	
	1977	72	11	1,305,464.00	-	\$11,160,565.57	8,013,077.67	4,897.63	4,448,054.27	
	1976			11,160,565.57	-	-11,160,565.57	-	-	-	
PRIOR YEARS				140.33	-	-	140.33	-	-	
ACCOUNTS RECEIVABLE				1,012,019.66	-	-	-	1,012,019.66	-	
FUND EQUITIES:										
ACCOUNTS PAYABLE				-1,118,723.39	-	-	-	-672,369.19	-246,354.20	
UNDELIVERED ORDERS				-12,359,466.17	-	-	-	-8,157,766.10	-4,201,700.07	
	SUBTOTAL	11	1034	-0-			8,013,218.00	-8,013,218.00	-0-	
PUBLIC ENTERPRISE FUNDS										
DEVELOPMENT LOAN FUND, EXECUTIVE										
FUND RESOURCES:										
UNDISBURSED FUNDS										
TRANSFER TO:										
AGENCY FOR INTERNATIONAL DEVELOPMENT	NO YEAR	72	11	48,598,613.36	-	-147,618.23	28,136,695.85	-	20,314,259.28	
ACCOUNTS RECEIVABLE				34,596,248.87	-	-	-	24,700,297.47	5,895,551.40	
FUND EQUITIES:										
UNOBLIGATED BALANCE				-34,040,977.68	-	-	-	-34,040,977.68	-	
ACCOUNTS PAYABLE				-735,287.00	-	-	-	496,160.63	-1,231,447.63	
UNDELIVERED ORDERS				-48,418,597.55	-	-	-	-19,439,794.50	-28,978,803.05	
	SUBTOTAL	11	4103	-0-		-147,618.23	28,136,695.85	-28,284,314.06	-0-	
ALLIANCE FOR PROGRESS LOAN FUND, EXECUTIVE										
FUND RESOURCES:										
UNDISBURSED FUNDS										
TRANSFER TO:										
AGENCY FOR INTERNATIONAL DEVELOPMENT	NO YEAR	72	11	85,843,730.25	-	-1,796,922.77	32,222,100.10	-	51,824,767.38	
ACCOUNTS RECEIVABLE				16,388,996.73	-	-	-	16,388,993.11	3.62	
FUND EQUITIES:										
UNOBLIGATED BALANCE				-16,358,608.74	-	-	-	-16,358,608.74	-	
ACCOUNTS PAYABLE				-267,556.01	-	-	-	671,556.56	-939,112.57	
UNDELIVERED ORDERS				-85,606,562.23	-	-	-	-34,720,963.80	-50,865,558.43	
	SUBTOTAL	11	4111	-0-		-1,796,922.77	32,222,100.10	-34,019,022.87	-0-	
HOUSING GUARANTY FUND, AGENCY FOR INTERNATIONAL DEVELOPMENT										
FUND RESOURCES:										
UNDISBURSED FUNDS										
ACCOUNTS RECEIVABLE										
	NO YEAR	72	4340	46,603,306.36	-	-	4,480,778.29	-	42,122,526.07	
				1,189,781.01	-	-	-	-408,597.01	1,598,378.02	
FUND EQUITIES:										
UNOBLIGATED BALANCE				-45,990,262.77	-	-	-	-5,081,161.25	-40,909,101.48	
ACCOUNTS PAYABLE				-847,958.23	-	-	-	500,308.24	-1,348,266.47	
UNDELIVERED ORDERS				-954,866.37	-	-	-	508,671.77	-1,463,538.14	
	SUBTOTAL	72	4340	-0-			4,480,778.29	-4,480,778.29	-0-	

ACCOUNT DESCRIPTION	NU YEAR 11	0003	NU YEAR 71	11	0033	NU YEAR 71	11	0033	NU YEAR 71	11	0033	NU YEAR 71	11	0033	NU YEAR 71	11	0033	NU YEAR 71	11	0033	
<b>EXECUTIVE PRIVATE INVESTMENT CORPORATION</b>																					
FUND RESOURCES:																					
UNDISBURSED FUNDS																					
TRANSFERS TO:																					
OWSPSAS PRIVATE INVESTMENT CORPORATION:																					
ACCOUNTS RECEIVABLE																					
FUND EQUITIES:																					
UNOBLIGATED BALANCE																					
ACCOUNTS PAYABLE																					
UNDELIVERED ORDERS																					
OWSPSAS PRIVATE INVESTMENT CORPORATION																					
FUND RESOURCES:																					
UNDISBURSED FUNDS																					
AUTHORITY TO BORROW FROM THE TREASURY																					
INVESTMENTS IN PUBLIC DEBT SECURITIES																					
ACCOUNTS RECEIVABLE																					
FUND EQUITIES:																					
UNOBLIGATED BALANCE																					
ACCOUNTS PAYABLE																					
UNDELIVERED ORDERS																					
INTK-AMERICAN FOUNDATION																					
FUND RESOURCES:																					
UNDISBURSED FUNDS																					
ACCOUNTS RECEIVABLE																					
FUND EQUITIES:																					
UNOBLIGATED BALANCE																					
ACCOUNTS PAYABLE																					
UNDELIVERED ORDERS																					
<b>INTRAGOVERNMENTAL FUNDS</b>																					
<b>ACQUISITION OF PROPERTY REVOLVING FUND, AGENCY FOR INTERNATIONAL DEVELOPMENT</b>																					
FUND RESOURCES:																					
UNDISBURSED FUNDS																					
ACCOUNTS RECEIVABLE																					
FUND EQUITIES:																					
UNOBLIGATED BALANCE																					
ACCOUNTS PAYABLE																					
UNDELIVERED ORDERS																					
<b>EXPENSES, INSPECTOR GENERAL, FOREIGN ASSISTANCE, STATE</b>																					
FUND RESOURCES:																					
UNDISBURSED FUNDS																					
ACCOUNTS RECEIVABLE																					
FUND EQUITIES:																					
UNOBLIGATED BALANCE																					
ACCOUNTS PAYABLE																					
UNDELIVERED ORDERS																					
<b>CONSOLIDATED WORKING FUND, AGENCY FOR INTERNATIONAL DEVELOPMENT, GENERAL</b>																					
FUND RESOURCES:																					
UNDISBURSED FUNDS																					
ACCOUNTS RECEIVABLE																					
FUND EQUITIES:																					
UNOBLIGATED BALANCE																					
ACCOUNTS PAYABLE																					
UNDELIVERED ORDERS																					

TREASURY DEPARTMENT LIBRARY

FOOTNOTES AT END OF CHAPTER





CONTINGENCIES

GENERAL FUND ACCOUNTS

COMMITMENT FUND, ECONOMIC ASSISTANCE

EXECUTIVE FUND RESOURCES

UNDISBURSED FUNDS

TRANSFER TO:

NAVY AGENCY FOR INTERNATIONAL DEVELOPMENT

ACCOUNTS RECEIVABLE

FUND CREDIT

UNOBLIGATED BALANCE

ACCOUNTS PAYABLE

UNDELIVERED ORDERS

DEDUCTIONS FOR OFFSETTING RECEIPTS

PROPRIETARY RECEIPTS FROM THE PUBLIC

TOTAL, CONTINGENCIES

TOTAL, FOREIGN ASSISTANCE

PETROLEUM RESERVES

GENERAL FUND ACCOUNTS

PETROLEUM RESERVES, FUNDS

APPROPRIATED TO THE PRESIDENT

FUND RESOURCES

UNDISBURSED FUNDS

TRANSFER TO:

INTERIOR DEPARTMENT OF ENERGY

NAVY DEPARTMENT OF ENERGY

FUND CREDIT

UNOBLIGATED BALANCE

ACCOUNTS PAYABLE

UNDELIVERED ORDERS

DEDUCTIONS FOR OFFSETTING RECEIPTS

PROPRIETARY RECEIPTS FROM THE PUBLIC

TOTAL, PETROLEUM RESERVES

TOTAL, PETROLEUM RESERVES

TOTAL, PETROLEUM RESERVES

TOTAL, PETROLEUM RESERVES

TOTAL, PETROLEUM RESERVES

TOTAL, PETROLEUM RESERVES

TOTAL, PETROLEUM RESERVES

TOTAL, PETROLEUM RESERVES

TOTAL, PETROLEUM RESERVES

TOTAL, PETROLEUM RESERVES

TOTAL, PETROLEUM RESERVES

TOTAL, PETROLEUM RESERVES

TOTAL, PETROLEUM RESERVES

TOTAL, PETROLEUM RESERVES

TOTAL, PETROLEUM RESERVES

TOTAL, PETROLEUM RESERVES

TOTAL, PETROLEUM RESERVES

TOTAL, PETROLEUM RESERVES

TOTAL, PETROLEUM RESERVES

TOTAL, PETROLEUM RESERVES

TOTAL, PETROLEUM RESERVES

TOTAL, PETROLEUM RESERVES

TOTAL, PETROLEUM RESERVES

TOTAL, PETROLEUM RESERVES

TOTAL, PETROLEUM RESERVES

TOTAL, PETROLEUM RESERVES

TOTAL, PETROLEUM RESERVES

TOTAL, PETROLEUM RESERVES

TOTAL, PETROLEUM RESERVES

TOTAL, PETROLEUM RESERVES

TOTAL, PETROLEUM RESERVES

TOTAL, PETROLEUM RESERVES

TOTAL, PETROLEUM RESERVES

TOTAL, PETROLEUM RESERVES

TOTAL, PETROLEUM RESERVES

TOTAL, PETROLEUM RESERVES

TOTAL, PETROLEUM RESERVES

TOTAL, PETROLEUM RESERVES

TOTAL, PETROLEUM RESERVES

TOTAL, PETROLEUM RESERVES

TOTAL, PETROLEUM RESERVES

TOTAL, PETROLEUM RESERVES

TOTAL, PETROLEUM RESERVES

TOTAL, PETROLEUM RESERVES

TOTAL, PETROLEUM RESERVES

TOTAL, PETROLEUM RESERVES

TOTAL, PETROLEUM RESERVES

TOTAL, PETROLEUM RESERVES

TOTAL, PETROLEUM RESERVES

TOTAL, PETROLEUM RESERVES

TOTAL, PETROLEUM RESERVES

TOTAL, PETROLEUM RESERVES

TOTAL, PETROLEUM RESERVES

TOTAL, PETROLEUM RESERVES

TOTAL, PETROLEUM RESERVES

TOTAL, PETROLEUM RESERVES

TOTAL, PETROLEUM RESERVES

TOTAL, PETROLEUM RESERVES

TOTAL, PETROLEUM RESERVES

TOTAL, PETROLEUM RESERVES

TOTAL, PETROLEUM RESERVES

TOTAL, PETROLEUM RESERVES

TOTAL, PETROLEUM RESERVES

TOTAL, PETROLEUM RESERVES

TOTAL, PETROLEUM RESERVES

TOTAL, PETROLEUM RESERVES

TOTAL, PETROLEUM RESERVES

TREASURY DEPARTMENT LIBRARY

Appropriations, Outlays, and Balances - Continued

Appropriation or Fund Account		Account symbol			Balances beginning of fiscal year	Appropriations and other obligational authority <sup>1/</sup>	Transfers, borrowings, and investments (net) <sup>2/</sup>	Outlays (net)	Balances withdrawn and other transactions <sup>3/</sup>	Balances end of fiscal year <sup>4/</sup>
Title	Period of availability	Dept. Reg.	Account No.	Sub. No.						
EMERGENCY REFUGEE AND MIGRATION ASSISTANCE <sup>1/</sup>										
PUBLIC WORKS ACCELERATION										
GENERAL FUND ACCOUNTS										
PUBLIC WORKS ACCELERATION, EXECUTIVE										
FUND RESOURCES:										
UNDISBURSED FUNDS										
TRANSFER TO:										
HOUSING AND URBAN DEVELOPMENT					\$1,165,755.20	-----	-----	-----	-----	\$1,165,755.20
PRIOR YEARS 86 11 0080										
FUND EQUITIES:										
UNDELIVERED ORDERS					-1,165,755.20	-----	-----	-----	-----	-1,165,755.20
SUBTOTAL 11 0080					-0-					-0-
TOTAL, PUBLIC WORKS ACCELERATION . . . . .					-----	-----	-----	-----	-----	-----
TOTAL, FUNDS APPROPRIATED TO THE PRESIDENT . . . . .					-----	\$7,552,826,555.78	-----	\$4,475,051,490.12	\$3,077,735,060.66	-----

- 1 Only appropriations with appropriation transfer activity are presented in Table 1 (Appropriation and appropriation transfer) at the end of the chapter. Since the Funds Appropriated to the President has no appropriation activity during Fiscal Year 1978, Table 1 does not appear.
- 2 For detail of transfer activity by account see Table 2 (Transfers - Other than Appropriation Transfers) at end of chapter. Amounts not appearing in Table 2, unless otherwise footnoted, represent transfers of obligated balances from lapsed appropriations to merged prior-year accounts pursuant to 31 U.S.C. 701, borrowings (net) or investments (net).
- 3 The amounts in this column, unless otherwise footnoted, represent unobligated balances withdrawn or restored pursuant to 31 U.S.C. 701 and changes in unfilled customer orders, accounts receivable, accounts payable, undelivered orders and unobligated balances.
- 4 Unobligated balance represents no-year or unexpired multiple-year account unless otherwise footnoted.
- 5 Represents:
 

	<u>New Contract Authority</u>	<u>Appropriation to Liquidate</u>
11X0090	\$201,000,000.00	\$211,300,000.00
11X8242	9,643,085,214.03	8,445,171,544.69

- 6 Accounts 11X0061 and 11X0061(01) were not certified to Treasury in accordance with Treasury certification requirements which require a statement that "I hereby certify that the amounts shown in this report are correct. All known transactions meeting the criteria of 31 U.S.C. 200(A) have been obligated and are so reported."
- 7 Subject to disposition by the administrative agency.
- 8 For further detail see Table 6 - Part Four - Information Tables.
- 9 Reported based on the fact that the Foreign Assistance Act of 1979 includes language continuing the obligational availability of this amount in Fiscal Year 1979.
- 10 Transfer of obligated balance from lapsed appropriation to merged prior-year account pursuant to 31 U.S.C. 701.
 

<u>Account</u>	<u>Amount</u>
95-1161079	\$1,647.53
72-1161000	3.56
72-1161030	38,421.04

- 11 Represents capital transfer to miscellaneous receipts.
- 12 For detail by account see Table B - "Receipts by Organizational Unit."
- 13 Unobligated-unavailable.
- 14 Transfer of obligated balance to merged prior-year account from lapsed appropriation pursuant to 31 U.S.C. 701.
 

<u>Account</u>	<u>Amount</u>
72-11M1000	\$ 3.56
72-11M1030	38,421.04
- 15 Includes \$89,205.08 excess of receivables over gross unpaid obligations.
- 16 Includes \$9,231,599.61 that is subject to disposition by the administrative agency.
- 17 Activity transferred to Other, Department of State.

FOOTNOTES

TABLE 2 - TRANSFERS (OTHER THAN APPROPRIATION TRANSFERS - TABLE 1)

Account Symbol	Net Transfers	Details of Transfers			Account Symbol	Net Transfers	Details of Transfers		
		Accounts Involved	Amount From Or To (-)	Citation of Law			Accounts Involved	Amount From Or To (-)	Citation of Law
11X0090	-\$300,506,585.26	12-11X0090	-820,189,325.00	40 App. USC 214	11X0061(01) 11X0061(03) 24-11X0061 1181080	\$48,000.00	11X0061	67 STAT. 425	
13-11X0090(20)		-2,200,000.00	40 App. USC 214	11X0061					67 STAT. 425
14-11X0090(07)		-1,600,900.00	40 App. USC 214	11X0061					67 STAT. 425
14-11X0090(09)		-1,000,000.00	40 App. USC 205	1171080					22 USC 2392,
15-11X0090		-210,000.00	40 App. USC 214						91 STAT. 1230
59-11X0090(01)		-200,000.00	40 App. USC 214	17-1181080					22 USC 2392,
68-11X0090		-4,600,000.00	40 App. USC 214						91 STAT. 1230
69-11X0090(05)		-210,900,000.00	40 App. USC 201	19-1181080					22 USC 2392,
69-11X0090(08)		16,292.13	40 App. USC 214						91 STAT. 1230
75-11X0090(01)		-9,300,000.00	40 App. USC 202	21-1181080					22 USC 2392,
75-11X0090(02)		-21,790,000.00	40 App. USC 211						91 STAT. 1230
75-11X0090(03)		-22,400,000.00	40 App. USC 202	57-1181080					22 USC 2392,
86-11X0090		-5,882,652.39	40 App. USC 214	97-1181080					91 STAT. 1230
96-11X0090		-250,000.00	40 App. USC 214						22 USC 2392,
11X0090	20,189,325.00	40 App. USC 214	1171080	91 STAT. 1230					
12-11X0090(36)	1,210,512.00	40 App. USC 203	17-117/81080	22 USC 2392,					
12-11X0090	-1,210,512.00	40 App. USC 203		91 STAT. 1230					
13-11X0090(20)	2,200,000.00	40 App. USC 214	21-117/81080	22 USC 2392,					
14-11X0090(07)	1,600,900.00	40 App. USC 214		91 STAT. 1230					
14-11X0090(09)	1,000,000.00	40 App. USC 214	57-117/81080	22 USC 2392,					
15-11X0090	210,000.00	40 App. USC 205		91 STAT. 1230					
59-11X0090(01)	200,000.00	40 App. USC 214	97-117/81080	22 USC 2392,					
68-11X0090	4,600,000.00	40 App. USC 214		91 STAT. 1230					
69-11X0090(05)	210,900,000.00	40 App. USC 201	1181080	22 USC 2392,					
69-11X0090(08)	-16,292.13	40 App. USC 214		91 STAT. 1230					
75-11X0090(01)	9,300,000.00	40 App. USC 202	117/81080	22 USC 2392,					
75-11X0090(02)	21,790,000.00	40 App. USC 211		91 STAT. 1230					
75-11X0090(03)	22,400,000.00	40 App. USC 202	17-1181080	22 USC 2392,					
86-11X0090	5,882,652.39	40 App. USC 214	17-117/81080	91 STAT. 1230					
96-11X0090	250,000.00	40 App. USC 214		22 USC 2392,					
11X4190	908,305.29	40 App. USC 207	17-117/81080	91 STAT. 1230					
86-11X4190	-908,305.29	40 App. USC 207		22 USC 2392,					
11X4190	-908,305.29	40 App. USC 207	19-1181080	91 STAT. 1230					
11X0039	-450,000,000.00	42 USC 5121		22 USC 2392,					
12-11X0039	-5,968,555.00	42 USC 5121, 5142	21-1181080	91 STAT. 1230					
86-11X0039	455,968,555.00	42 USC 5121		22 USC 2392,					
12-11X0039	5,968,555.00	42 USC 5121, 5142	21-117/81080	91 STAT. 1230					
1180037(71)	-398,300.00	91 STAT. 346		22 USC 2392,					
1180037(72)		91 STAT. 346	117/81080	91 STAT. 1230					
1180037(73)		91 STAT. 346		22 USC 2392,					
1180037(74)		91 STAT. 346	21-117/81080	91 STAT. 1230					
15-1180037(12)		91 STAT. 346		22 USC 2392,					
1180037	140,000.00	91 STAT. 346	117/81080	91 STAT. 1230					
1180037(72)	58,000.00	91 STAT. 346		22 USC 2392,					
1180037(73)	175,000.00	91 STAT. 346	21-117/81080	91 STAT. 1230					
1180037(74)	25,000.00	91 STAT. 346		22 USC 2392,					
15-1180037(12)	25,000.00	91 STAT. 346	1181080	91 STAT. 1230					
1180037	221,087.60	91 STAT. 346		22 USC 2392,					
11X0061		67 STAT. 425	57-117/81080	91 STAT. 1230					
		67 STAT. 425		22 USC 2392,					
		67 STAT. 425	1181080	91 STAT. 1230					
		67 STAT. 425		22 USC 2392,					
		67 STAT. 425	24-11X0061	91 STAT. 1230					

TABLE 2 - TRANSFERS (OTHER THAN APPROPRIATION TRANSFERS - TABLE 1) - Continued

Account Symbol	Net Transfers	Details of Transfers			Citation of Law
		Accounts Involved	Amount From Or To (-)		
97-117/81080	\$12,649,919.28	117/81080	-\$322,854.38	22 USC 2392, 91 STAT. 1230	
97-1171080	-12,972,773.66	97-1171080	12,972,773.66	22 USC 2392, 91 STAT. 1230	
1181081	-27,980,000.00	97-117/81080	-12,972,773.66	22 USC 2392, 91 STAT. 1230	
		17-1181081	-5,480,512.00	22 USC 2392, 91 STAT. 1230	
		21-1181081	-12,934,576.00	22 USC 2392, 91 STAT. 1230	
117/81081	197,476.94	57-1181081	-9,564,912.00	22 USC 2392, 91 STAT. 1230	
		1171081	2,124,234.94	22 USC 2392, 91 STAT. 1230	
		17-117/81081	-661,395.00	22 USC 2392, 91 STAT. 1230	
		21-117/81081	159,733.00	22 USC 2392, 91 STAT. 1230	
		57-117/81081	-1,425,096.00	22 USC 2392, 91 STAT. 1230	
1171081	-2,124,234.94	117/81081	-2,124,234.94	22 USC 2392, 91 STAT. 1230	
17-1181081	5,480,512.00	1181081	5,480,512.00	22 USC 2392, 91 STAT. 1230	
17-117/81081	7,019,051.91	117/81081	661,395.00	22 USC 2392, 91 STAT. 1230	
		17-1171081	6,357,656.91	91 STAT. 1230	
		17-117/81081	-6,357,656.91	91 STAT. 1230	
		1181081	12,934,576.00	22 USC 2392, 91 STAT. 1230	
21-117/81081	6,552,004.92	117/81081	-159,733.00	22 USC 2392, 91 STAT. 1230	
21-1171081	-6,711,737.92	21-1171081	6,711,737.92	91 STAT. 1230	
57-1181081	9,564,912.00	21-117/81081	-6,711,737.92	91 STAT. 1230	
		1181081	9,564,912.00	22 USC 2392, 91 STAT. 1230	
57-117/81081	5,843,369.36	117/81081	1,425,096.00	22 USC 2392, 91 STAT. 1230	
		57-1171081	4,418,273.36	22 USC 2392, 91 STAT. 1230	
57-1171081	-4,418,273.36	57-117/81081	-4,418,273.36	91 STAT. 1230	
97M1087	5,247,456.13	17-97M1087	5,222,949.96	88 STAT. 1224	
17-97M1087	-5,222,949.96	57-97M1087	-24,506.17	31 USC 701-708	
57-97M1087	-24,506.17	97M1087	-5,222,949.96	88 STAT. 1224	
1181006	-2,211,300,000.00	19-1181006	-24,506.17	31 USC 701-708	
		67-1181006	-13,708,000.00	22 USC 2392, 91 STAT. 1230	
		72-1181006	-2,392,000.00	22 USC 2392, 91 STAT. 1230	
117/81006	-2,183,000,000.00	72-1181006	-2,183,000,000.00	22 USC 2392, 91 STAT. 1230	
		95-1181006	-12,200,000.00	22 USC 2392, 91 STAT. 1230	
		1171006	2,234,286.11	22 USC 2392, 91 STAT. 1230	
		72-117/81006	2,234,286.11	22 USC 2392, 91 STAT. 1230	

TABLE 2 - TRANSFERS (OTHER THAN APPROPRIATION TRANSFERS - TABLE 1) - Continued

Account Symbol	Net Transfers	Details of Transfers		
		Accounts Involved	Amount From Or To (-)	Citation of Law
		72-1161079	\$62,518,834.43	22 USC 2392, 90 STAT. 771
		95-1161079	867,891.55	22 USC 2392, 90 STAT. 763
21-1171079	\$1,474,375.36	1171079	1,474,375.36	22 USC 2392, 90 STAT. 1465
21-1161079	-1,474,375.36	1161079	-1,474,375.36	22 USC 2392, 90 STAT. 771
57-117/81079	8,388,377.00	117/81079	8,388,377.00	22 USC 2392, 91 STAT. 1230
72-1181079	8,000,000.00	1181079	8,000,000.00	22 USC 2392
72-1171079	60,934,854.43	1171079	60,934,854.43	22 USC 2392, 90 STAT. 1465
72-1161079	-62,518,834.43	1161079	-62,518,834.43	22 USC 2392, 90 STAT. 771
95-1171079	-936,044.78	1171079	-936,044.78	22 USC 2392, 90 STAT. 1465
95-1161079	-867,891.55	1161079	-867,891.55	22 USC 2392, 90 STAT. 763
11X0072	-480,000,000.00	20-11X0072	-480,000,000.00	91 STAT. 1240
20-11X0072	480,000,000.00	11X0072	480,000,000.00	91 STAT. 1240
11X0073	-800,000,000.00	20-11X0073	-800,000,000.00	91 STAT. 1237
20-11X0073	800,000,000.00	11X0073	800,000,000.00	91 STAT. 1237
11X0076	-217,500,000.00	20-11X0076	-217,500,000.00	91 STAT. 1236
20-11X0076	217,500,000.00	11X0076	217,500,000.00	91 STAT. 1236
11X0077	-380,000,000.00	20-11X0077	-380,000,000.00	91 STAT. 1240
20-11X0077	380,000,000.00	11X0077	380,000,000.00	91 STAT. 1240
11X0078	-38,000,000.00	20-11X0078	-38,000,000.00	91 STAT. 1237
20-11X0078	38,000,000.00	11X0078	38,000,000.00	91 STAT. 1237
11X0079	-10,000,000.00	20-11X0079	-10,000,000.00	91 STAT. 1237
20-11X0079	10,000,000.00	11X0079	10,000,000.00	91 STAT. 1237
1181005	-240,250,000.00	19-1181005	-238,950,000.00	22 USC 2392, 91 STAT. 1230
		89-1181005	-1,300,000.00	22 USC 2392, 91 STAT. 1230
117/81005		1171005	483,423.34	22 USC 2392, 91 STAT. 1230
		19-117/81005	-438,423.34	22 USC 2392, 91 STAT. 1230
1171005	-423,423.34	117/81005	-483,423.34	22 USC 2392, 91 STAT. 1230
		1161005	7,628,688.18	22 USC 2392, 90 STAT. 1465
		19-1171005	-7,568,688.18	22 USC 2392, 90 STAT. 1465
1161005	-60,000.00	1171005	-7,628,688.18	22 USC 2392, 90 STAT. 1465
		19-1161005	7,568,688.18	22 USC 2392, 90 STAT. 771
19-1181005	238,950,000.00	1181005	238,950,000.00	22 USC 2392, 91 STAT. 1230
19-117/81005	483,423.34	117/81005	483,423.34	22 USC 2392, 91 STAT. 1230
19-1171005	7,568,688.18	1171005	7,568,688.18	22 USC 2392, 90 STAT. 1465
19-1161005	-7,568,688.18	1161005	-7,568,688.18	22 USC 2392, 90 STAT. 771

Account Symbol	Net Transfers	Details of Transfers		
		Accounts Involved	Amount From Or To (-)	Citation of Law
89-1181005	\$1,300,000.00	1181005	\$1,300,000.00	22 USC 2392, 91 STAT. 1230
11X1023	338,397.49	72-11X1023	338,397.49	22 USC 2392, 90 STAT. 1465
72-11X1023	-338,397.49	11X1023	-338,397.49	22 USC 2392, 90 STAT. 1465
11X1024	-37,470.74	11X4111	500,000.00	22 USC 2392, 90 STAT. 1465
		72-11X1024	-537,470.74	22 USC 2392, 90 STAT. 1465
72-11X1024	537,470.74	11X1024	537,470.74	22 USC 2392, 90 STAT. 1465
11X1025	210,425.70	72-11X1025	210,425.70	22 USC 2392, 90 STAT. 1465
72-11X1025	-210,425.70	11X1025	-210,425.70	22 USC 2392, 90 STAT. 1465
11X1026	-4,888,734.20	11X1027	74,459.00	22 USC 2392, 90 STAT. 1465
		11X4103	147,618.23	22 USC 2392, 90 STAT. 1465
		11X4111	1,296,922.77	22 USC 2392, 90 STAT. 1465
		72-11X1026	-6,407,734.20	22 USC 2392, 90 STAT. 1465
72-11X1026	6,407,734.20	11X1026	6,407,734.20	22 USC 2392, 90 STAT. 1465
11X1027	11,298.14	11X1026	-74,459.00	22 USC 2392, 90 STAT. 1465
		72-11X1027	85,757.14	22 USC 2392, 90 STAT. 1465
72-11X1027	-85,757.14	11X1027	-85,757.14	22 USC 2392, 90 STAT. 1465
1181036	-24,220,000.00	72-1181036	-24,220,000.00	22 USC 2392, 91 STAT. 1230
72-1181036	24,220,000.00	1181036	24,220,000.00	22 USC 2392, 91 STAT. 1230
1181013	-23,750,000.00	72-1181013	-23,750,000.00	22 USC 2392, 91 STAT. 1230
117/81013		1171013	71,357.96	22 USC 2392, 91 STAT. 1230
		72-117/81013	-71,357.96	22 USC 2392, 91 STAT. 1230
		1171013	-71,357.96	22 USC 2392, 91 STAT. 1230
		1161013	12,863,802.88	22 USC 2392, 90 STAT. 1465
		72-1171013	-12,792,444.92	22 USC 2392, 90 STAT. 1465
		1171013	-12,863,802.88	22 USC 2392, 90 STAT. 1465
		72-1161013	12,863,802.88	22 USC 2392, 90 STAT. 771
72-1181013	23,750,000.00	1181013	23,750,000.00	22 USC 2392, 91 STAT. 1230
72-117/81013	71,357.96	117/81013	71,357.96	22 USC 2392, 91 STAT. 1230
72-1171013	12,792,444.92	1171013	12,792,444.92	22 USC 2392, 90 STAT. 1465

Account Symbol	Net Transfers	Details of Transfers		
		Accounts Involved	Amount From Or To (-)	Citation of Law
72-1161013	-\$12,863,802.88	1161013	-\$12,863,802.88	22 USC 2392, 90 STAT. 771
11X1035	-13,000,000.00	72-11X1035	-13,000,000.00	22 USC 2392, 91 STAT. 48
1181035	-43,500,000.00	72-1181035	-43,500,000.00	22 USC 2392, 91 STAT. 1230
117/81035		1171035	15,770,883.59	22 USC 2392, 91 STAT. 1230
		72-117/81035	-15,770,883.59	22 USC 2392, 91 STAT. 1230
1171035		117/81035	-15,770,883.59	22 USC 2392, 91 STAT. 1230
		1161035	26,512,605.15	22 USC 2392, 90 STAT. 1465
		72-1171035	-10,741,721.56	22 USC 2392, 90 STAT. 1465
1161035		1171035	-26,512,605.15	22 USC 2392, 90 STAT. 1465
		72-1161035	26,512,605.15	22 USC 2392, 90 STAT. 771
72-11X1035	13,000,000.00	11X1035	13,000,000.00	22 USC 2392, 91 STAT. 48
72-1181035	43,500,000.00	1181035	43,500,000.00	22 USC 2392, 91 STAT. 1230
72-117/81035	15,770,883.59	117/81035	15,770,883.59	22 USC 2392, 91 STAT. 1230
72-1171035	10,741,721.56	1171035	10,741,721.56	22 USC 2392, 90 STAT. 1465
72-1161035	-26,512,605.15	1161035	-26,512,605.15	22 USC 2392, 90 STAT. 771
1181000	-213,000,000.00	72-1181000	-213,000,000.00	22 USC 2392, 91 STAT. 1230
117/81000		1171000	5,505,176.84	22 USC 2392, 91 STAT. 1230
		72-11781000	-5,505,176.84	22 USC 2392, 91 STAT. 1230
1171000		1161000	6,586,507.80	22 USC 2392, 90 STAT. 1465
		117/81000	-5,505,176.84	22 USC 2392, 91 STAT. 1230
		72-1171000	-1,081,330.96	22 USC 2392, 90 STAT. 1465
1161000		1171000	-6,586,507.80	22 USC 2392, 90 STAT. 1465
		72-1161000	6,586,507.80	22 USC 2392, 90 STAT. 771
11M1000	1,827,613.19	72-11M1000	1,827,613.19	31 USC 701-708
72-1181000	213,000,000.00	1181000	213,000,000.00	22 USC 2392, 91 STAT. 1230
72-117/81000	5,505,176.84	117/81000	5,505,176.84	22 USC 2392, 91 STAT. 1230
72-1171000	1,081,330.96	1171000	1,081,330.96	22 USC 2392, 90 STAT. 1465
72-1161000	-6,586,507.80	1161000	-6,586,507.80	22 USC 2392, 90 STAT. 771
72-11M1000	-1,827,613.19	11M1000	-1,827,613.19	31 USC 701-708
117/81030		1171030	737,708.22	22 USC 2392, 91 STAT. 1230

Account Symbol	Net Transfers	Details of Transfers		
		Accounts Involved	Amount From Or To (-)	Citation of Law
		72-117/81030	-\$737,708.22	22 USC 2392, 91 STAT. 1230
1171030		117/81030	-737,708.22	22 USC 2392, 91 STAT. 1230
		1161030	737,708.22	22 USC 2392, 90 STAT. 1465
1161030		1171030	-737,708.22	22 USC 2392, 90 STAT. 1465
		19-1161030	-114,457.00	22 USC 2392, 90 STAT. 771
		72-1161030	852,165.22	22 USC 2392, 90 STAT. 771
11M1030	\$2,896,032.08	72-11M1030	2,896,032.08	31 USC 701-708
19-1161030	114,457.00	1161030	114,457.00	22 USC 2392, 90 STAT. 771
72-117/81030	737,708.22	117/81030	737,708.22	22 USC 2392, 90 STAT. 1465
72-1161030	-852,165.22	1161030	-852,165.22	22 USC 2392, 90 STAT. 771
72-11M1030	-2,896,032.08	11M1030	-2,896,032.08	31 USC 701-708
11M1009	23,703.17	72-11M1009	23,703.17	31 USC 701-708
72-11M1009	-23,703.17	11M1009	-23,703.17	31 USC 701-708
11X1012	-50,000,000.00	72-11X1012	-50,000,000.00	22 USC 2392, 91 STAT. 1230
72-11X1012	50,000,000.00	11X1012	50,000,000.00	22 USC 2392, 91 STAT. 1230
1181021	-931,000,000.00	19-1181021	-28,000,000.00	22 USC 2392, 91 STAT. 1230
		72-1181021	-903,000,000.00	22 USC 2392, 91 STAT. 1230
19-1181021	28,000,000.00	1181021	28,000,000.00	22 USC 2392, 91 STAT. 1230
72-1181021	903,000,000.00	1181021	903,000,000.00	22 USC 2392, 91 STAT. 1230
1171029	.37	1161029	3,430,280.06	22 USC 2392, 90 STAT. 1465
		72-1171029	-3,430,279.69	22 USC 2392, 90 STAT. 1465
1161029		1171029	-3,430,280.06	22 USC 2392, 90 STAT. 1465
		72-1161029	3,430,280.06	22 USC 2392, 90 STAT. 1465
11M1029	50,754.89	72-11M1029	50,754.89	31 USC 701-708
72-1171029	3,430,279.69	1171029	3,430,279.69	22 USC 2392, 90 STAT. 1465
72-1161029	-3,430,280.06	1161029	-3,430,280.06	22 USC 2392, 90 STAT. 771
72-11M1029	-50,754.89	11M1029	-50,754.89	31 USC 701-708
1171034		1161034	11,160,565.57	22 USC 2392, 90 STAT. 1465
		72-1171034	-11,160,565.57	22 USC 2392, 90 STAT. 1465
1161034		1171034	-11,160,565.57	22 USC 2392, 90 STAT. 1465
		72-1161034	11,160,565.57	22 USC 2392, 90 STAT. 771
72-1171034	11,160,565.57	1171034	11,160,565.57	22 USC 2392, 90 STAT. 1465



TABLE 2 - TRANSFERS (OTHER THAN APPROPRIATION TRANSFERS - TABLE 1) - Continued

Account Symbol	Net Transfers	Details of Transfers		
		Accounts Involved	Amount From Or To (-)	Citation of Law
72-1161034	-\$11,160,565.57	1161034	-\$11,160,565.57	22 USC 2392, 90 STAT. 771
11X4103		11X1026	-147,618.23	22 USC 2392, 90 STAT. 1465
72-11X4103	-147,618.23	72-11X4103	147,618.23	22 USC 2392, 90 STAT. 1465
11X4111		11X4103	-147,618.23	22 USC 2392, 90 STAT. 1465
		11X1024	-500,000.00	22 USC 2392, 90 STAT. 1465
		11X1026	-1,296,922.77	22 USC 2392, 90 STAT. 1465
72-11X4111	-1,796,922.77	72-11X4111	1,796,922.77	22 USC 2392, 90 STAT. 1465
		11X4111	-1,796,922.77	22 USC 2392, 90 STAT. 1465
1181022	-\$7,100,000.00	15-1181022(11)	-2,407,360.00	22 USC 2392, 91 STAT. 1230
		19-1181022	-13,557,640.00	22 USC 2392, 91 STAT. 1230
117/81022	4,809,756.12	1171022	4,809,756.12	22 USC 2392, 91 STAT. 1230
		19-117/81022	-34,756.12	22 USC 2392, 91 STAT. 1230
		72-117/81022	-4,775,000.00	22 USC 2392, 91 STAT. 1230
1171022	-4,809,756.12	117/81022	-4,809,756.12	22 USC 2392, 91 STAT. 1230
		1161022	17,123,506.38	22 USC 2392, 90 STAT. 1465
		15-1171022(11)	258,314.93	22 USC 2392, 90 STAT. 1465
		19-1171022	-6,517,011.28	22 USC 2392, 90 STAT. 1465
1161022	-250.00	72-1171022	-6,055,053.91	22 USC 2392, 90 STAT. 1465
		1171022	-17,123,506.38	22 USC 2392, 90 STAT. 1465
		19-1161022	7,724,867.02	22 USC 2392, 90 STAT. 771

Account Symbol	Net Transfers	Details of Transfers		
		Accounts Involved	Amount From Or To (-)	Citation of Law
15-1181022(11)	\$2,407,360.00	72-1161022	\$9,398,389.36	22 USC 2392, 90 STAT. 771
15-1171022(11)		1181022	2,407,360.00	22 USC 2392, 91 STAT. 1230
19-1181022	13,557,640.00	1181022	-258,314.93	22 USC 2392, 90 STAT. 1465
19-117/81022		117/81022	34,756.12	22 USC 2392, 91 STAT. 1230
19-1171022	6,517,011.28	1171022	6,517,011.28	22 USC 2392, 90 STAT. 1465
19-1161022		1161022	-7,724,867.02	22 USC 2392, 90 STAT. 771
72-1181022	21,135,000.00	1181022	21,135,000.00	22 USC 2392, 91 STAT. 1230
72-117/81022		117/81022	4,775,000.00	22 USC 2392, 91 STAT. 1230
72-1171022	6,055,053.91	1171022	6,055,053.91	22 USC 2392, 90 STAT. 1465
72-1161022		1161022	-9,398,389.36	22 USC 2392, 90 STAT. 771
1181078	-1,000,000.00	72-1181088	-1,000,000.00	22 USC 2392, 91 STAT. 1230
1181078		17-1181078	668,808.01	31 USC 701-708
17-1181078	-668,808.01	72-1181078	311,915.24	31 USC 701-708
72-1181078		1181078	-668,808.01	31 USC 701-708
72-1181078	-311,915.24	1181078	1,000,000.00	22 USC 2392, 91 STAT. 1230
11X0035		17-11X0035	-311,915.24	31 USC 701-708, 90 STAT. 608
17-11X0035	-320,409,812.61	89-11X0035(01)	-320,409,812.61	90 STAT. 1059
		11X0035	-320,409,812.61	90 STAT. 581
89-11X0035(01)	320,409,812.61	11X0035	320,409,812.61	90 STAT. 581
89-11X5001		92-11X5001	245,062,575.78	91 STAT. 577
92-11X5001	-245,062,575.78	89-11X5001	-245,062,575.78	91 STAT. 577
TOTAL			\$0	

IRFASIRBY DEPARTMENT LIBRARY



OFFICE OF THE SECRETARY		GENERAL FUND ACCOUNTS		FUND RESOURCES:		UNDISBURSED FUNDS		ACCOUNTS RECEIVABLE		FUND EQUITIES:		UNOBLIGATED BALANCE		ACCOUNTS PAYABLE		UNDELIVERED ORDERS	
1978 12	0115																
1977																	
1976																	
1975																	
PRIOR YEARS																	
SUBTOTAL 12																	
TOTAL, OFFICE OF THE SECRETARY,																	
AGRICULTURE																	

OFFICE OF THE INSPECTOR GENERAL		GENERAL FUND ACCOUNTS		FUND RESOURCES:		UNDISBURSED FUNDS		ACCOUNTS RECEIVABLE		FUND EQUITIES:		UNOBLIGATED BALANCE		ACCOUNTS PAYABLE		UNDELIVERED ORDERS	
1978 12	0500																
1977																	
1976																	
1975																	
PRIOR YEARS																	
SUBTOTAL 12																	
TOTAL, OFFICE OF THE INSPECTOR GENERAL																	
AGRICULTURE																	

OFFICE OF THE GENERAL COUNSEL		GENERAL FUND ACCOUNTS		FUND RESOURCES:		UNDISBURSED FUNDS		ACCOUNTS RECEIVABLE		FUND EQUITIES:		UNOBLIGATED BALANCE		ACCOUNTS PAYABLE		UNDELIVERED ORDERS	
1978 12	2300																
1977																	
1976																	
1975																	
PRIOR YEARS																	
SUBTOTAL 12																	
TOTAL, OFFICE OF THE GENERAL COUNSEL																	
AGRICULTURE																	

Appropriations, Outlays, and Balances - Continued

Appropriation or Fund Account Title	Period of availability		Account symbol		Balances beginning of fiscal year	Appropriations and other obligations authority	Transfers, borrowings, and investments (net)	Outlays (net)	Balances withdrawn and other transactions	Balances end of fiscal year
	Reg.	Tr.	Dept.	Account No.						
<b>AGRICULTURAL RESEARCH SERVICE</b>										
GENERAL FUND ACCOUNTS										
AGRICULTURAL RESEARCH SERVICE										
FUND RESOURCES:										
UNDISBURSED FUNDS	NO YEAR 12	1978	1400		\$9,787,940.20	\$8,575,000.00	\$12,925.00	\$3,486,918.27	\$51,039.97	\$15,231,906.96
	1977					8,331,156,573.00		252,277,944.34	3,613,981.78	75,262,606.88
	1976				47,106,048.47			41,595,844.73	-2,002,745.73	7,916,570.08
	PRIOR YEARS				1,673,855.12			11,697,717.11	8,945.45	
					2,492,459.57			92,615.03	461,124.49	6,067,912.61
TRANSFER TO:	NO YEAR 47	1978	1400		12,925.00		-12,925.00		1,180,402.54	12,265,165.19
GENERAL SERVICES ADMINISTRATION					13,445,567.73					
ACCOUNTS RECEIVABLE										
FUND EQUITIES:										
UNOBLIGATED BALANCE					-5,794,430.25				4,038,517.44	-9,822,947.69
ACCOUNTS PAYABLE					-4,493,923.59				2,219,449.61	-43,713,373.20
UNDELIVERED ORDERS					-42,294,442.25				20,503,798.58	-62,798,240.83
	SUBTOTAL 12		1400		-0-	340,131,573.00		310,055,058.87	30,076,514.13	-0-
SCIENTIFIC ACTIVITIES OVERSEAS, SPECIAL FOREIGN CURRENCY PROGRAM, AGRICULTURE										
FUND RESOURCES:										
UNDISBURSED FUNDS	NO YEAR 12		1404		19,673,634.94	5,750,000.00	-500,000.00	6,896,910.11		16,976,724.83
TRANSFER TO:	NO YEAR 49		1404		2,363,792.04		500,000.00	607,043.49		2,256,748.55
NATIONAL SCIENCE FOUNDATION										
ACCOUNTS RECEIVABLE										
FUND EQUITIES:										
UNOBLIGATED BALANCE					-2,560,001.61				-1,960,353.51	-699,648.10
ACCOUNTS PAYABLE					-97,253.04				16,299.45	-108,562.49
UNDELIVERED ORDERS					-18,235,162.33				190,551.68	-18,425,720.01
	SUBTOTAL 12		1404		-0-	5,750,000.00		7,503,953.60	-1,753,953.60	-0-
TRUST FUND ACCOUNTS										
MISCELLANEOUS CONTRIBUTED FUNDS, AGRICULTURAL RESEARCH SERVICE										
FUND RESOURCES:										
UNDISBURSED FUNDS	NO YEAR 12		8214		598,233.40	1,650,005.00		843,140.95		1,405,057.45
ACCOUNTS RECEIVABLE										100,000.00
FUND EQUITIES:										
UNOBLIGATED BALANCE					-4,459,591.01				414,803.03	-839,394.04
ACCOUNTS PAYABLE					-85,054.45				20,204.99	-67,849.46
UNDELIVERED ORDERS					-85,537.94				512,266.01	-557,853.95
	SUBTOTAL 12		8214		-0-	1,650,005.00		843,140.95	805,864.05	-0-
TOTAL, AGRICULTURAL RESEARCH SERVICE										
						347,531,578.00		318,402,153.42	29,129,424.58	
COOPERATIVE STATE RESEARCH SERVICE										
GENERAL FUND ACCOUNTS										
COOPERATIVE STATE RESEARCH SERVICE										
FUND RESOURCES:										
UNDISBURSED FUNDS	1978	12	1500			143,147,836.00		111,905,069.96	349,401.11	30,893,364.93
	1977				25,034,939.08			13,427,052.33	-387,015.30	12,994,952.05
	1976				14,463,346.32			6,230,373.54	-452,179.74	
	PRIOR YEARS				7,605,348.86			3,161,356.47	-11,859.04	13,141,041.95
					1,343,200.29				1,011,506.35	331,693.94
ACCOUNTS RECEIVABLE										
ACCOUNTS PAYABLE					-321,319.24				2,420,468.26	-2,811,787.50
UNDELIVERED ORDERS					-49,055,555.51				5,493,660.06	-54,549,215.37
	SUBTOTAL 12		1500		-0-	143,147,836.00		134,723,854.30	8,423,981.70	-0-

MISCELLANEOUS CONTRIBUTED FUNDS,		8213			
COOPERATIVE STATE RESEARCH SERVICE		2,958.41			
FUND RESOURCES:					
UNDISBURSED FUNDS		-2,958.41		6,938.41	
FUND EQUITIES:					
UNOBLIGATED BALANCE		-0-		6,938.41	
SUBTOTAL				143,147,836.00	
TOTAL, COOPERATIVE STATE				8,471,025.29	
RESEARCH SERVICE					

EXTENSION SERVICE					
GENERAL FUND ACCOUNTS					
EXTENSION SERVICE					
FUND RESOURCES:					
UNDISBURSED FUNDS					
1978 12		215,814,920.34		1,195,869.52	
1977		29,279,084.82		-52,320.24	
1976		1,900,513.03		74,203.03	
PRIOR YEARS		-4,956.63		46,898.86	
ACCOUNTS RECEIVABLE				4,255,215.44	
UNFILLED CUSTOMER ORDERS				-469,528.37	
FUND EQUITIES:					
UNOBLIGATED BALANCE				-80,228.70	
ACCOUNTS PAYABLE				14,064,000.82	
UNDELIVERED ORDERS				244,939.43	
SUBTOTAL		251,730,026.48		17,316,845.82	
TOTAL, EXTENSION SERVICE				15,052,107.45	

CONSOLIDATED WORKING FUND, AGRICULTURE,					
EXTENSION SERVICE					
FUND RESOURCES:					
UNDISBURSED FUNDS					
1978 12		2,516,540.98		-773.74	
1977		301.00		301.00	
1976					
PRIOR YEARS					
ACCOUNTS RECEIVABLE				-297,888.86	
UNOBLIGATED BALANCE				-1,988,864.25	
ACCOUNTS PAYABLE				19,000.00	
UNDELIVERED ORDERS				-2,266,678.37	
SUBTOTAL		254,005,504.55		-2,499,008.87	
TOTAL, EXTENSION SERVICE					

NATIONAL AGRICULTURAL LIBRARY					
GENERAL FUND ACCOUNTS					
NATIONAL AGRICULTURAL LIBRARY					
FUND RESOURCES:					
UNDISBURSED FUNDS					
1978 12		5,099,110.43		371,222.17	
1977		501,523.28		-114,674.22	
1976		61,340.88		64,273.67	
PRIOR YEARS		41,560.06		-57,982.54	
ACCOUNTS RECEIVABLE		-31,922.23		34,981.45	
UNFILLED CUSTOMER ORDERS					
FUND EQUITIES:					
UNOBLIGATED BALANCE				-76,37.09	
ACCOUNTS PAYABLE				435,072.70	
UNDELIVERED ORDERS				-638,132.30	
SUBTOTAL		6,349,042.92		-51,720.93	
TOTAL, EXTENSION SERVICE					

MISCELLANEOUS CONTRIBUTED FUNDS,		8213			
COOPERATIVE STATE RESEARCH SERVICE		2,958.41			
FUND RESOURCES:					
UNDISBURSED FUNDS		-2,958.41		6,938.41	
FUND EQUITIES:					
UNOBLIGATED BALANCE		-0-		6,938.41	
SUBTOTAL				143,147,836.00	
TOTAL, COOPERATIVE STATE				8,471,025.29	
RESEARCH SERVICE					

Appropriations, Outlays, and Balances - Continued

Appropriation or Fund Account		Account symbol			Balances beginning of fiscal year	Appropriations and other obligatory authority 1/	Transfers, borrowings, and investments (net) 2/	Outlays (net)	Balances withdrawn and other transactions 3/	Balances end of fiscal year 4/
Title	Period of availability	Dept. Reg. Tr. from	Account No.	Sub. No.						
NATIONAL AGRICULTURAL LIBRARY-CONTINUED										
GENERAL FUND ACCOUNTS-CONTINUED										
LIBRARY FACILITIES, NATIONAL AGRICULTURAL LIBRARY										
FUND RESOURCES:										
UNDISBURSED FUNDS	NO YEAR 12		0301		\$14,944.58	-----	\$13,294.01	\$1,650.57	-----	-----
FUND EQUITIES:										
UNOBLIGATED BALANCE					-1,645.17	-----	-----	-1,645.17	-----	-----
ACCOUNTS PAYABLE					-9,272.55	-----	-----	-9,272.55	-----	-----
UNDELIVERED ORDERS					-4,026.86	-----	-----	-4,026.86	-----	-----
	SUBTOTAL 12		0301		-0-	-----	13,294.01	-13,294.01	-----	-0-
TOTAL, NATIONAL AGRICULTURAL LIBRARY.....					-----	\$7,108,889.00	-----	6,362,309.43	746,579.57	-----
STATISTICAL REPORTING SERVICE										
GENERAL FUND ACCOUNTS										
STATISTICAL REPORTING SERVICE										
FUND RESOURCES:										
UNDISBURSED FUNDS	1978 12		1800		-----	38,710,520.00	-----	35,526,543.23	-180,681.27	\$3,002,855.50
	1977				4,023,022.33	-----	3,967,283.16	-133,731.10	-----	189,470.27
	1976				-232,973.30	-----	171,309.48	-----	-----	3/-454,232.78
	1975				-164,613.50	-----	-164,613.50	-----	-----	-----
	PRIOR YEARS				-579,442.00	-----	85,887.08	-----	-607,306.40	1,977.32
ACCOUNTS RECEIVABLE					2,233,725.09	-----	-----	-2,784,327.11	-----	5,018,052.20
FUND EQUITIES:										
UNOBLIGATED BALANCE					127,977.22	-----	-----	127,977.22	-----	-----
ACCOUNTS PAYABLE					-2,468,211.89	-----	-----	-----	-----	-2,224,160.52
UNDELIVERED ORDERS					-2,889,533.95	-----	-----	-----	-----	-5,534,061.99
	SUBTOTAL 12		1800		-0-	38,710,520.00	-----	39,586,809.45	-876,289.45	-0-
TOTAL, STATISTICAL REPORTING SERVICE.....					-----	38,710,520.00	-----	39,586,809.45	-876,289.45	-----
ECONOMIC RESEARCH SERVICE										
GENERAL FUND ACCOUNTS										
ECONOMIC RESEARCH SERVICE										
FUND RESOURCES:										
UNDISBURSED FUNDS	1978 12		1700		-----	31,721,116.00	-----	25,905,482.45	697,165.85	5,118,467.70
	1977				3,027,346.85	-----	2,681,381.23	-106,087.64	-----	446,053.26
	1976				298,157.55	-----	-\$191,738.59	-15,733.83	-----	-----
	1975				14,647.13	-----	222,152.79	-----	-----	3/-1,046.64
	PRIOR YEARS				-640,662.06	-----	191,738.59	-----	-715,631.66	253,662.84
ACCOUNTS RECEIVABLE					2,240,462.70	-----	-----	-----	-460,150.14	2,700,612.84
FUND EQUITIES:										
UNOBLIGATED BALANCE					-26,309.05	-----	-----	-----	-----	-----
ACCOUNTS PAYABLE					-1,681,868.63	-----	-----	-----	-26,309.05	-----
UNDELIVERED ORDERS					-3,331,774.49	-----	-----	-----	800,591.32	-2,482,459.95
	SUBTOTAL 12		1700		-0-	31,721,116.00	-----	28,843,815.59	2,703,455.56	-6,035,230.05
TOTAL, ECONOMIC RESEARCH SERVICE.....					-----	31,721,116.00	-----	28,843,815.59	2,877,300.41	-0-

INTRAGOVERNMENTAL FUNDS		1978 12	3917							
CONSOLIDATED WORKING FUND, AGRICULTURE, ECONOMIC RESEARCH SERVICE		1977								
FUND RESOURCES:		1978								
UNDISBURSED FUNDS		PKL JK YEARS								
ACCOUNTS RECEIVABLE										
UNFULFILLED CUSTOMER ORDERS										
FUND EQUITIES:										
UNOBLIGATED BALANCE										
ACCOUNTS PAYABLE										
UNDELIVERED ORDERS										
SUBTOTAL 12			3917							
TOTAL, ECONOMIC RESEARCH SERVICE				31,721,116.00						-7,33,400.46
ECONOMICS, STATISTICS, AND COOPERATIVES SERVICE										
GENERAL FUND ACCOUNTS										
ECONOMIC MANAGEMENT SUPPORT CENTER, AGRICULTURE										
FUND RESOURCES:		1978 12	1850							
UNDISBURSED FUNDS		1977								
ACCOUNTS RECEIVABLE										
FUND EQUITIES:										
UNOBLIGATED BALANCE										
ACCOUNTS PAYABLE										
UNDELIVERED ORDERS										
SUBTOTAL 12			1850							
FARMER COOPERATIVE SERVICE										
FUND RESOURCES:		1978 12	0400							
UNDISBURSED FUNDS		1977								
ACCOUNTS RECEIVABLE										
FUND EQUITIES:										
UNOBLIGATED BALANCE										
ACCOUNTS PAYABLE										
UNDELIVERED ORDERS										
SUBTOTAL 12			0400							
TOTAL, ECONOMICS, STATISTICS, AND COOPERATIVES SERVICE										
MISCELLANEOUS CONTRIBUTED FUNDS, STATISTICAL REPORTING SERVICE										
FUND RESOURCES:		NO YEAR 12	8218							
UNDISBURSED FUNDS										
ACCOUNTS RECEIVABLE										
FUND EQUITIES:										
UNOBLIGATED BALANCE										
ACCOUNTS PAYABLE										
UNDELIVERED ORDERS										
SUBTOTAL 12			8218							
MISCELLANEOUS CONTRIBUTED FUNDS, FARMER COOPERATIVE SERVICE										
FUND RESOURCES:		NO YEAR 12	8204							
UNDISBURSED FUNDS										
ACCOUNTS RECEIVABLE										
FUND EQUITIES:										
UNOBLIGATED BALANCE										
ACCOUNTS PAYABLE										
UNDELIVERED ORDERS										
SUBTOTAL 12			8204							
TOTAL, ECONOMICS, STATISTICS, AND COOPERATIVES SERVICE										

FOOTNOTES AT END OF CHAPTER

TRASURY DEPARTMENT LIBRARY



Appropriations, Outlays, and Balances - Continued

Appropriation or Fund Account		Account symbol			Balances beginning of fiscal year	Appropriations and other obligations authority 1/	Transfers, borrowings, and investments (net) 2/	Outlays (net)	Balances withdrawn and other transactions 3/	Balances end of fiscal year 4/
Title	Period of availability	Dept. Reg. Tr From	Account No.	Sub. No.						
WORLD FOOD AND AGRICULTURAL OUTLOOK AND SITUATION BOARD										
GENERAL FUND ACCOUNTS										
WORLD FOOD AND AGRICULTURE OUTLOOK AND SITUATION BOARD, AGRICULTURE FUND RESOURCES:										
UNDISBURSED FUNDS	1978 12		2100		---	\$1,005,200.00	---	\$396,258.16	\$134,016.10	\$474,925.74
FUND EQUITIES:					---	---	---	---	---	---
ACCOUNTS PAYABLE					---	---	---	---	139,040.66	-139,040.66
UNDELIVERED ORDERS					---	---	---	---	335,885.08	-335,885.08
SUBTOTAL 12			2100		-0-	1,005,200.00	---	396,258.16	608,941.84	-0-
TOTAL, WORLD FOOD AND AGRICULTURAL OUTLOOK AND SITUATION BOARD . . . . .					---	1,005,200.00	---	396,258.16	608,941.84	---
FOREIGN AGRICULTURAL SERVICE										
GENERAL FUND ACCOUNTS										
FOREIGN AGRICULTURAL SERVICE FUND RESOURCES:										
UNDISBURSED FUNDS	1978 12		2900		---	46,559,473.00	---	29,319,768.02	524,617.08	16,715,067.90
	1977				\$14,934,550.15	---	---	6,512,499.98	241,467.09	8,180,569.08
	1976				3,560,864.59	---	---	5,611,944.47	280,645.57	---
PRIOR YEARS					3,444,379.92	---	---	2,668,274.55	512,222.63	3,563,889.63
FUND EQUITIES:					---	---	---	---	---	---
ACCOUNTS RECEIVABLE					2,092,759.00	---	---	---	-186,400.17	2,279,239.17
UNFILLED CUSTOMER ORDERS					10,527.99	---	---	---	-46,251.85	56,779.84
ACCOUNTS PAYABLE					---	---	---	---	---	---
UNDELIVERED ORDERS					-1,849,498.13	---	---	---	-332,427.58	-1,517,070.55
SUBTOTAL 12			2900		-27,193,539.52	46,559,473.00	---	43,480,754.68	2,084,925.55	-29,278,515.07
					-0-	---	---	---	3,078,718.32	-0-
SALARIES AND EXPENSES, SPECIAL FOREIGN CURRENCY PROGRAM, FOREIGN AGRICULTURAL SERVICE FUND RESOURCES:										
UNDISBURSED FUNDS	NO YEAR 12		2901		2,609,427.11	---	---	639,501.95	---	1,969,955.16
ACCOUNTS RECEIVABLE					112,340.16	---	---	---	50,644.42	62,195.74
FUND EQUITIES:					---	---	---	---	---	---
UNOBLIGATED BALANCE					-1,795,178.16	---	---	---	-767,807.98	-1,027,370.18
ACCOUNTS PAYABLE					-26,333.63	---	---	---	15,956.60	-42,250.23
UNDELIVERED ORDERS					-900,825.43	---	---	---	61,705.01	-562,530.49
SUBTOTAL 12			2901		-0-	---	---	639,501.95	-639,501.95	-0-
TOTAL, FOREIGN AGRICULTURAL SERVICE . . . . .					---	46,559,473.00	---	44,120,256.63	2,439,216.37	---
INTERNATIONAL DEVELOPMENT STAFF										
GENERAL FUND ACCOUNTS										
SALARIES AND EXPENSES, INTERNATIONAL DEVELOPMENT STAFF FUND RESOURCES:										
UNDISBURSED FUNDS	1978 12		3200		---	271,000.00	---	59,089.50	12,808.75	199,101.75
FUND EQUITIES:					---	---	---	---	---	---
ACCOUNTS PAYABLE					---	---	---	---	176,712.86	-176,712.86
UNDELIVERED ORDERS					---	---	---	---	22,388.89	-22,388.89
SUBTOTAL 12			3200		-0-	271,000.00	---	59,089.50	211,910.50	-0-





FOREST BY INCENTIVE PROGRAM, 3/-858,566.00  
 AGRICULTURAL STABILIZATION AND 25,552,038.49  
 CONSERVATION SERVICE 1,900,000.00  
 FUND RESOURCES: -2,303,910.62  
 UNDISBURSED FUNDS 471,162.72  
 TRANSFER TO: -23,817,777.07  
 CREDIT CORPORATION -0-  
 COMMONWEALTH: 3,187,071.88  
 ACCOUNTS RECEIVABLE -1,265,399.40  
 FUND EQUITIES: 16,265,399.40  
 UNOBLIGATED BALANCE -  
 ACCOUNTS PAYABLE -  
 UNDELIVERED ORDERS -

NU YEAR 12 3335 1,377,540.48 15,000,000.00 -13,500,000.00 3,130,103.20 - - - - -  
 NU YEAR 12 3336 36 24,581,329.43 13,500,000.00 1,000,000.84 1,000,000.00 - - - - -  
 SUBTOTAL 12 3335 -20,630,705.19 15,000,000.00 16,265,399.40 -8,789,174.70 - - - - -

TOTAL, AGRICULTURAL STABILIZATION AND CONSERVATION SERVICE . . . . . 513,635,822.00

FEDERAL CROP INSURANCE CORPORATION  
 GENERAL FUND ACCOUNTS

ADMINISTRATIVE AND OPERATING EXPENSES, FEDERAL CROP INSURANCE CORPORATION  
 FUND RESOURCES: 2,771,156.63  
 UNDISBURSED FUNDS 109,520.42

1978 12 2707 2,130,788.90 11,586,368.00 - - - - -  
 1977 50,432.65 -4,285.30 - - - - -  
 1976 71,456.55 4,285.30 - - - - -  
 PRIOR YEARS 760,883.54 - - - - -  
 ACCOUNTS RECEIVABLE -2,784,383.44 - - - - -  
 FUND EQUITIES: -278,213.74 - - - - -  
 ACCOUNTS PAYABLE -0- - - - -  
 UNDELIVERED ORDERS 11,286,107.45 - - - - -

NU YEAR 12 2707 49,420,600.91 50,000,000.00 - - - - -  
 256,050,213.31 - - - - -  
 SUBTOTAL 12 2707 -64,317,310.74 - - - - -  
 -241,559,511.48 - - - - -  
 -0- - - - -

PUBLIC ENTERPRISE FUNDS  
 FEDERAL CROP INSURANCE CORPORATION FUND

FUND RESOURCES: 53,000,014.43  
 UNDISBURSED FUNDS 132,042,544.80

NO YEAR 12 4085 12,010,618.51 - - - - -  
 -16,230,701.40 - - - - -  
 SUBTOTAL 12 4085 -103,030,831.55 - - - - -  
 3,846,005.52 - - - - -

TOTAL, FEDERAL CROP INSURANCE CORPORATION . . . . . 61,586,768.00

Appropriations, Outlays, and Balances - Continued

Appropriation or Fund Account		Account symbol			Balances beginning of fiscal year	Appropriations and other obligational authority 1/	Transfers, borrowings, and investments (net) 2/	Outlays (net)	Balances withdrawn and other transactions 3/	Balances end of fiscal year 4/
Title	Period of availability	Dept. Reg.	Account No.	Sub. No.						
COMMODITY CREDIT CORPORATION										
PUBLIC ENTERPRISE FUNDS										
COMMODITY CREDIT CORPORATION, ADMINISTRATIVE EXPENSES										
FUND RESOURCES:										
UNDISBURSED FUNDS	NO YEAR 12		4336		- \$1,93,819,675.33	13/ \$5,574,254,902.47	\$5,464,051,972.77			5/ - \$23,576,743.63
REIMBURSEMENT FOR NET REALIZED LOSSES, COMMODITY CREDIT CORPORATION	1978 12		3674			\$524,342,000.00	-524,342,000.00			
REIMBURSEMENT FOR COSTS OF NATIONAL WOOL ACT	NO YEAR 12		5210		-10,427,199.59	10,427,199.59		23,037,458.65		5/ -33,037,458.65
TRANSFER TO:										
AGRICULTURAL MARKETING SERVICE	NO YEAR 12		4336 25		112,734.13		146,342.55	222,588.03		30,486.65
AGENCY FOR INTERNATIONAL DEVELOPMENT	NO YEAR 72 12		4336		20,025,110.92		85,450,920.23	58,662,587.30		0,813,443.79
ADMINISTRATIVE EXPENSES										
TRANSFER TO:										
AGRICULTURAL MARKETING SERVICE	1978 12		4336 25				2,221,000.00	2,015,673.25		205,326.75
	1977				652,327.80		-524,228.11	210,390.62		5/ -82,256.93
	1976				16,295.47		10/ 17,683.73	306.63		28,072.57
	1975				4,868.90		11/ 4,668.90			
	PRIOR YEARS				8,139.77		11/ 1,467.52	30.05		9,551.19
FOREIGN AGRICULTURAL SERVICE	NO YEAR 12		4336 29					347.52		5/ -347.52
	1977				-79.27			1,803.64		5/ -1,882.91
	1976				-847.09					5/ -847.09
OFFICE OF SALES MANAGER	1978 12		4336 41				2,670,000.00	3,245,337.38		424,662.62
	1977				359,324.93		-102,869.49	290,032.17		6,323.27
	1976				4,776.50		-4,308.91	-32.11		
AUTHORITY TO BORROW FROM THE TREASURY INVESTMENTS IN AGENCY SECURITIES					8,371,543,411.36		-5,132,850,241.09			3,238,693,170.77
ACCOUNTS RECEIVABLE					29,214,502.51		-6,000,000.00			23,214,502.51
FUND EQUITIES:					220,172,888.91					432,168,399.76
UNOBLIGATED BALANCE					-5,506,077,834.59					-4,997,262,769.11
ACCOUNTS PAYABLE					-530,609,511.24					438,334,949.43
UNDELIVERED ORDERS					-2,401,268,946.84					-968,944,530.67
	SUBTOTAL 12		4336		-0-	534,769,199.59	1,505,000.00	14/ 5,541,739,107.96	-5,005,000,908.37	-0-
TOTAL, COMMODITY CREDIT CORPORATION . . . . .						534,769,199.59	1,505,000.00	5,541,739,107.96	-5,005,000,908.37	
RURAL ELECTRIFICATION ADMINISTRATION										
GENERAL FUND ACCOUNTS										
SALARIES AND EXPENSES, RURAL ELECTRIFICATION ADMINISTRATION										
FUND RESOURCES:										
UNDISBURSED FUNDS	1978 12		3100			23,796,040.00		21,632,300.78	210,642.39	1,953,096.83
	1977				1,865,814.72			1,763,229.51	57,433.93	45,150.78
	1976				42,461.00		-7,234.00	33,727.34	1,399.66	
	PRIOR YEARS						7,234.00			7,334.00
ACCOUNTS RECEIVABLE					4,304.55				2,945.16	1,859.39
UNFILLED CUSTOMER ORDERS					117,159.18				-155,326.84	272,526.02
FUND EQUITIES:										
ACCOUNTS PAYABLE					-1,553,547.85				230,679.03	-1,784,226.88
UNDELIVERED ORDERS					-476,711.10				19,009.04	-495,740.14
	SUBTOTAL 12		3100		-0-	23,796,040.00		23,429,257.63	366,782.37	-0-
TOTAL, RURAL ELECTRIFICATION ADMINISTRATION . . . . .						23,796,040.00		23,429,257.63	366,782.37	

FARMERS HOME ADMINISTRATION

GENERAL FUND ACCOUNTS

RURAL DEVELOPMENT GRANTS, FARMERS HOME ADMINISTRATION  
 FUND RESOURCES:  
 UNDISBURSED FUNDS

1978 12	2065	10,000,000.00	1,800,000.00	-	-	-	-	7,205.00	-	6,999,400.00
1977		-	3,031,233.00	-	-	-	-	2,205,829.68	-	5,961,568.00
1976		-	3,845,855.34	-	-	-	-	317,387.33	-	8,089,435.00
PRIOR YEARS		-	1,200,403.62	-	-	-	-	-42,643.55	-	-22,550,803.00
SUBTOTAL 12	2065	10,000,000.00	9,904,722.94	-	-	-	-	99,778.06	-	-

RURAL WATER AND WASTE DISPOSAL GRANTS, FARMERS HOME ADMINISTRATION

FUND RESOURCES:  
 UNDISBURSED FUNDS

NO YEAR 12	2066	300,000,000.00	156,240,706.53	-	-	-	-	-	-	592,040,631.94
1977		-	73,439,237.25	-	-	-	-	4,809,563.00	-	46,288,857.47
1976		-	54,400.00	-	-	-	-	30,716.47	-	1,106,110.00
PRIOR YEARS		-	-	-	-	-	-	4,440,456.39	-	-
SUBTOTAL 12	2066	300,000,000.00	100,034,106.06	-	-	-	-	-840,217.63	-	-1,28,440.21
		-	-	-	-	-	-	-4,465,436.39	-	-
		-	-	-	-	-	-	115,905,834.10	-	-3,287,359.20
		-	-	-	-	-	-	1,199,865,895.94	-	-

RURAL DEVELOPMENT PLANNING GRANTS, FARMERS HOME ADMINISTRATION

FUND RESOURCES:  
 UNDISBURSED FUNDS

1978 12	2068	5,000,000.00	-	-	-	-	-	-	-	5,000,000.00
SUBTOTAL 12	2068	5,000,000.00	-	-	-	-	-	5,000,000.00	-	-5,000,000.00

SALARIES AND EXPENSES, FARMERS HOME ADMINISTRATION

FUND RESOURCES:  
 UNDISBURSED FUNDS

1978 12	2001	195,588,544.00	170,847,547.21	-	-	-	-	2,135,166.44	-	22,600,438.35
1977		-	14,745,050.04	-	-	-	-	-836,546.66	-	4,868,562.93
1976		-	73,805,440	-	-	-	-	369,676.11	-	-
PRIOR YEARS		-	4,688,045	-	-	-	-	2,951,228	-	775,000.17
SUBTOTAL 12	2001	195,588,544.00	180,333,172.14	-	-	-	-	-1,350,478.21	-	2,666,520.94
		-	-	-	-	-	-	8,823,793.00	-	-26,515,248.51
		-	-	-	-	-	-	109,638.56	-	-1,111,332.43
		-	-	-	-	-	-	9,255,701.86	-	-

RURAL DEVELOPMENT SERVICE, AGRICULTURE

FUND RESOURCES:  
 UNDISBURSED FUNDS

1978 12	0800	1,738,000.00	1,384,750.81	-	-	-	-	79,156.76	-	2,09,067.43
1977		-	291,378.42	-	-	-	-	42,014.35	-	49,337.02
1976		-	4,907.56	-	-	-	-	-159,740.75	-	-
PRIOR YEARS		-	4,688,045	-	-	-	-	1,122.50	-	13,358.07
SUBTOTAL 12	0800	1,738,000.00	1,704,066.74	-	-	-	-	20,011.05	-	36,330.71
		-	-	-	-	-	-	164,620.95	-	-
		-	-	-	-	-	-	8,121.44	-	-1,42,764.04
		-	-	-	-	-	-	-1,25,433.14	-	-2,02,560.19
		-	-	-	-	-	-	55,935.21	-	-

RURAL COMMUNITY FIRE PROTECTION GRANTS, FARMERS HOME ADMINISTRATION

FUND RESOURCES:  
 UNDISBURSED FUNDS

1978 12	2067	3,500,000.00	1,800,800.55	-	-	-	-	62,766.90	-	1,744,368.15
1977		-	84,407.25	-	-	-	-	-3,004.44	-	3,089,400.05
1976		-	159,806.44	-	-	-	-	-1,937.56	-	-
PRIOR YEARS		-	146.29	-	-	-	-	3,802.73	-	45,244.75
SUBTOTAL 12	2067	3,500,000.00	2,000,856.53	-	-	-	-	540,065.15	-	3,123,139.58
		-	-	-	-	-	-	204,056.69	-	-2,587,559.78
		-	-	-	-	-	-	55,075.76	-	-2,661,231.80
		-	-	-	-	-	-	839,666.77	-	-

FOOTNOTES AT END OF CHAPTER

Appropriations, Outlays, and Balances - Continued

Appropriation or Fund Account Title	Period of availability	Account symbol		Balances beginning of fiscal year	Appropriations and other obligations authority 2/	Transfers, borrowings and 2/ investments (net)	Outlays (net)	Balances withdrawn and other transactions 3/	Balances end of fiscal year 4/	
		Dept. Tr. Fund	Account No. Sub No.							
FARMERS HOME ADMINISTRATION-CONTINUED										
GENERAL FUND ACCOUNTS-CONTINUED										
RURAL HOUSING FOR DOMESTIC FARM LABORS, FARMERS HOME ADMINISTRATION	NO YEAR 12		2004	\$18,763,954.76	\$7,500,000.00		\$6,227,595.00	\$250,000.00	\$20,036,359.76	
FUND RESOURCES:				-230,003.76				1,522,405.00	-3.76	
UNDISBURSED FUNDS				-18,513,951.00				1,272,405.00	-0-	
FUND EQUITIES:				-0-						
UNOBLIGATED BALANCE										
UNDELIVERED ORDERS										
SUBTOTAL 12			2004		7,500,000.00		6,227,595.00			
MUTUAL AND SELF-HELP HOUSING, FARMERS HOME ADMINISTRATION	NO YEAR 12		2006	20,894,639.84	9,000,000.00		4,470,754.90		25,423,894.94	
FUND RESOURCES:				-10,902,146.33				5,741,670.32	-16,643,816.65	
UNDISBURSED FUNDS				-9,992,493.51				1,212,425.22	-8,780,068.29	
FUND EQUITIES:				-0-				4,529,245.10	-0-	
UNOBLIGATED BALANCE										
UNDELIVERED ORDERS										
SUBTOTAL 12			2006		9,000,000.00		4,470,754.90			
VERY LOW-INCOME HOUSING REPAIR GRANTS, FARMERS HOME ADMINISTRATION	NO YEAR 12		2064	71,120.00	9,000,000.00		8,663,616.76		336,370.00	
FUND RESOURCES:				-71,120.00			24,253.90	40,476.10	6,350.00	
UNDISBURSED FUNDS				-0-				271,640.00	-342,760.00	
FUND EQUITIES:								312,129.34	-0-	
UNOBLIGATED BALANCE										
UNDELIVERED ORDERS										
SUBTOTAL 12			2064		9,000,000.00		8,687,870.66			
PUBLIC ENTERPRISE FUNDS										
SELF-HELP HOUSING LAND DEVELOPMENT FUND, FARMERS HOME ADMINISTRATION										
FUND RESOURCES:	NO YEAR 12		4222	1,488,229.85			241,965.26		1,246,264.59	
UNDISBURSED FUNDS				6,223.40				-10,611.33	1,688,347.73	
FUND EQUITIES:								-561,588.67	-377,314.58	
UNOBLIGATED BALANCE								1,384.74	-1,384.74	
UNDELIVERED ORDERS								328,850.00	-884,400.00	
SUBTOTAL 12			4222				241,965.26			
RURAL HOUSING INSURANCE FUND, FARMERS HOME ADMINISTRATION	NO YEAR 12		4141	150,151,961.23	330,532,299.14		449,086,896.54		170,618,642.53	
UNDISBURSED FUNDS				1,779,127,990.71	338,457,056.66			6,944,658.61	1,967,585,047.37	
AUTHORITY TO BORROW FROM THE PUBLIC				121,265,039.30				-10,137,999.73	131,403,039.03	
FUND EQUITIES:										
UNOBLIGATED BALANCE										
UNDELIVERED ORDERS										
SUBTOTAL 12			4141		668,989,355.80		449,086,896.54			
AGRICULTURE CREDIT INSURANCE FUND, FARMERS HOME ADMINISTRATION	NO YEAR 12		4140	578,093,573.28	144,735,000.00		653,450,858.44		169,075,604.40	
FUND RESOURCES:				2,949,732.69	343,818,372.78			98,457,341.39	246,768,105.47	
UNDISBURSED FUNDS				209,518,251.02				-138,029,914.64	347,548,165.66	
AUTHORITY TO BORROW FROM THE TREASURY										
AUTHORITY TO BORROW FROM THE PUBLIC										
FUND EQUITIES:										
UNOBLIGATED BALANCE										
UNDELIVERED ORDERS										
SUBTOTAL 12			4140		508,553,372.78		653,450,858.44			
RURAL DEVELOPMENT INSURANCE FUND, FARMERS HOME ADMINISTRATION	NO YEAR 12		4155	21,690,777.71	75,547,000.00		61,073,090.47		10,617,687.24	
FUND RESOURCES:				1,631,685,506.81	375,018,857.43		75,547,000.00		1,956,704,364.24	
UNDISBURSED FUNDS				76,944,640.71				-4,866,495.53	81,813,136.24	
AUTHORITY TO BORROW FROM THE TREASURY										
FUND EQUITIES:										
UNOBLIGATED BALANCE										
UNDELIVERED ORDERS										
SUBTOTAL 12			4155		430,565,857.43		136,620,090.47			





Appropriations, Outlays, and Balances - Continued

Appropriation or Fund Account Title	Period of availability	Account symbol			Balances beginning of fiscal year	Appropriations and other obligational authority 1/	Transfers, borrowings, and investments (net) 2/	Outlays (net)	Balances withdrawn and other transactions 3/	Balances end of fiscal year 4/
		Dept. Reg.	Account No.	Sub. No.						
SOIL CONSERVATION SERVICE-CONTINUED										
GENERAL FUND ACCOUNTS-CONTINUED										
RESOURCE CONSERVATION AND DEVELOPMENT, SOIL CONSERVATION SERVICE										
FUND RESOURCES:										
UNDISBURSED FUNDS	NO YEAR 12	1010		\$16,866,615.73	\$31,959,000.00		\$30,320,969.58		\$18,504,646.15	
ACCOUNTS RECEIVABLE				981,923.61				-536,849.16	1,343,772.77	
UNFILLED CUSTOMER ORDERS				278,072.85				-179,923.65	457,956.50	
FUND EQUITIES:										
UNOBLIGATED BALANCE				-711,514.50				-6,850.08	-704,664.42	
ACCOUNTS PAYABLE				-4,181,728.16				82,300.90	-4,264,029.12	
UNDELIVERED ORDERS				-13,233,369.53				2,104,352.35	-15,337,721.88	
	SUBTOTAL 12	1010		-0-	31,959,000.00		30,320,969.58	1,638,030.42	-0-	
TRUST FUND ACCOUNTS										
MISCELLANEOUS CONTRIBUTED FUNDS, SOIL CONSERVATION SERVICE										
FUND RESOURCES:										
UNDISBURSED FUNDS	NO YEAR 12	8210		1,651,248.39	951,116.31		1,328,142.20		1,214,222.50	
ACCOUNTS RECEIVABLE				1,912.32				-536.20	2,448.52	
FUND EQUITIES:										
UNOBLIGATED BALANCE				-667,231.25				-450,938.32	-212,342.93	
ACCOUNTS PAYABLE				-56,305.92				82,693.70	-139,069.62	
UNDELIVERED ORDERS				-933,483.54				-8,245.07	-925,238.47	
	SUBTOTAL 12	8210		-0-	951,116.31		1,328,142.20	-377,025.89	-0-	
TOTAL, SOIL CONSERVATION SERVICE . . . . .										
					603,291,348.31		499,485,128.52	103,906,219.99		
ANIMAL AND PLANT HEALTH INSPECTION SERVICE										
GENERAL FUND ACCOUNTS										
ANIMAL AND PLANT HEALTH INSPECTION SERVICE										
FUND RESOURCES:										
UNDISBURSED FUNDS	NO YEAR 12	1600		14,616,608.27			6,243,648.24		8,372,760.03	
	1978				208,427,331.00	-51,965,000.00	175,001,577.70	3,267,177.99	28,169,575.31	
	1977			18,679,010.00			17,513,484.75	423,017.87	692,507.38	
	1976			3,183,529.09		-146,823.67	3,036,705.42			
	PRIOR YEARS			76,550.15		146,823.67	-1,457,240.86	1,092,420.92	588,153.76	
ACCOUNTS RECEIVABLE				8,149,555.09				3,129,071.45	5,020,483.64	
FUND EQUITIES:										
UNOBLIGATED BALANCE				-5,679,203.38				-5,181,717.58	-497,485.80	
ACCOUNTS PAYABLE				-19,205,264.88				2,528,321.50	-21,743,586.38	
UNDELIVERED ORDERS				-19,770,784.34				851,663.60	-20,622,447.94	
	SUBTOTAL 12	1600		-0-	208,427,331.00	-1,965,000.00	200,336,575.25	6,119,955.75	-0-	
SPECIAL FUND ACCOUNTS										
ANIMAL QUARANTINE STATION, ANIMAL AND PLANT HEALTH INSPECTION SERVICE										
FUND RESOURCES:										
UNDISBURSED FUNDS	NO YEAR 12	5222		194,060.03			-326,600.00		520,660.03	
FUND EQUITIES:										
UNOBLIGATED BALANCE				-194,060.03				24,138.61	-218,198.64	
ACCOUNTS PAYABLE								33,661.39	-33,661.39	
UNDELIVERED ORDERS								268,800.00	-268,800.00	
	SUBTOTAL 12	5222		-0-			-326,600.00	326,600.00	-0-	
TRUST FUND ACCOUNTS										
EXPENSES AND REFUNDS, INSPECTION AND GRADING OF FARM PRODUCTS, ANIMAL AND PLANT HEALTH INSPECTION SERVICE										
FUND RESOURCES:										
UNDISBURSED FUNDS	NO YEAR 12	8044		249,245.80	-6,783.74	-253,586.10	-10,993.97		3/-530.07	
ACCOUNTS RECEIVABLE				13,430.71				12,813.83	616.88	
FUND EQUITIES:										
UNOBLIGATED BALANCE				-202,624.43				-202,617.46	-6.97	
ACCOUNTS PAYABLE				-52.08				27.76	-79.84	
	SUBTOTAL 12	8044		-0-	-6,783.74	-253,586.10	-10,993.97	-249,775.87	-0-	

EXPENSES, FEED AND ATTENDANTS FOR ANIMALS  
IN QUARANTINE, ANIMAL AND PLANT HEALTH  
INSPECTION SERVICE

NU YEAR 12 8101 '6	-10,452.74	-	-	-	-	-	-	-	-	500,613.58	-	-	-	136,479.61	53,262.43	
	1,946,732.25	-	-	-	-	-	-	-	-	-	-	-	-	-	70,413.64	
FUND RESOURCES:	-371.56	-	-	-	-	-	-	-	-	-	-	-	-	-	-40,051.71	
UNDISBURSED FUNDS	-17,484.90	-	-	-	-	-	-	-	-	-	-	-	-	-	-26,908.22	
FUND EQUITIES:	-30,873.05	-	-	-	-	-	-	-	-	-	-	-	-	-	-3,820.14	
UNOBLIGATED BALANCE	-0-	-	-	-	-	-	-	-	-	300,013.23	-	-	-	-	-0-	
ACCOUNTS PAYABLE																
UNDELIVERED ORDERS																
MISCELLANEOUS CONTRIBUTED FUNDS,																
ANIMAL AND PLANT HEALTH INSPECTION																
SERVICE																
FUND RESOURCES:																
NU YEAR 12 8225	1,444,414.65	-	-	-	-	-	-	-	-	471,020.66	-	-	-	54,254.01	24,224.44	
	1,279,601	-	-	-	-	-	-	-	-	-	-	-	-	-	-	
FUND RESOURCES:	-8,754.01	-	-	-	-	-	-	-	-	-	-	-	-	-	-24,174.12	
UNDISBURSED FUNDS	-1,444,438.65	-	-	-	-	-	-	-	-	-	-	-	-	-	-24,560.32	
FUND EQUITIES:	-0-	-	-	-	-	-	-	-	-	471,020.66	-	-	-	-	-0-	
UNOBLIGATED BALANCE																
ACCOUNTS PAYABLE																
UNDELIVERED ORDERS																

TOTAL, ANIMAL AND PLANT HEALTH  
INSPECTION SERVICE . . . . . 260,179,021.52 6,460,459.84

FEDERAL GRAIN INSPECTION SERVICE  
GENERAL FUND ACCOUNTS

SALARIES AND EXPENSES, FEDERAL GRAIN INSPECTION SERVICE																
FUND RESOURCES:																
UNDISBURSED FUNDS	7,059,901.19	-	-	-	-	-	-	-	-	13,407,978.27	-	-	-	530,227.04	3,521,656.39	
FUND EQUITIES:																
ACCOUNTS PAYABLE	-702,302.30	-	-	-	-	-	-	-	-	-	-	-	-	-	-	1,738,544.43
UNDELIVERED ORDERS	-1,337,108.33	-	-	-	-	-	-	-	-	-	-	-	-	-	-	-
	-0-	-	-	-	-	-	-	-	-	1,939,909.52	-	-	-	-	-	-
PUBLIC ENTERPRISE FUNDS																
INSPECTION AND WEIGHING SERVICE,																
FEDERAL GRAIN INSPECTION SERVICE																
FUND RESOURCES:																
UNDISBURSED FUNDS	6,136,704.21	-	-	-	-	-	-	-	-	5,673,105.42	-	-	-	-	13,660,235.50	
FUND EQUITIES:																
UNOBLIGATED BALANCE	-6,245,212.83	-	-	-	-	-	-	-	-	-	-	-	-	-	-	-10,137,440.10
ACCOUNTS PAYABLE	-833,406.28	-	-	-	-	-	-	-	-	-	-	-	-	-	-	-8,130,400
UNDELIVERED ORDERS	-2,077,586.00	-	-	-	-	-	-	-	-	-	-	-	-	-	-	-2,551,956.00
	-0-	-	-	-	-	-	-	-	-	-3,675,105.42	-	-	-	-	-	-0-
TOTAL, FEDERAL GRAIN INSPECTION SERVICE . . . . . 17,455,871.00 6,552,304.10																

AGRICULTURAL MARKETING SERVICE  
GENERAL FUND ACCOUNTS

MARKETING SERVICE, AGRICULTURAL MARKETING SERVICE																
FUND RESOURCES:																
UNDISBURSED FUNDS	130,007.63	-	-	-	-	-	-	-	-	86,945.32	-	-	-	-	57,347,021	
FUND EQUITIES:																
UNOBLIGATED BALANCE	2,133,542.44	-	-	-	-	-	-	-	-	37,003,417.77	-	-	-	-	6,564,369.6	
ACCOUNTS PAYABLE	709,382.48	-	-	-	-	-	-	-	-	419,007.54	-	-	-	-	1,562,659.57	
UNDELIVERED ORDERS	222,576.02	-	-	-	-	-	-	-	-	-394,742.00	-	-	-	-	-	-
	1,053,767.17	-	-	-	-	-	-	-	-	59,635.61	-	-	-	-	469,461.07	19,214,823.46
TOTAL, AGRICULTURAL MARKETING SERVICE . . . . . 17,455,871.00 6,552,304.10																

MARKETING SERVICE, AGRICULTURAL  
MARKETING SERVICE

NU YEAR 12 7500	130,007.63	-	-	-	-	-	-	-	-	86,945.32	-	-	-	-	57,347,021	
1978	2,133,542.44	-	-	-	-	-	-	-	-	37,003,417.77	-	-	-	-	6,564,369.6	
1973	709,382.48	-	-	-	-	-	-	-	-	419,007.54	-	-	-	-	1,562,659.57	
UNDELIVERED ORDERS	222,576.02	-	-	-	-	-	-	-	-	-394,742.00	-	-	-	-	-	-
ACCOUNTS RECEIVABLE																
FUND EQUITIES:																
UNOBLIGATED BALANCE																
ACCOUNTS PAYABLE																
UNDELIVERED ORDERS																
SUBTOTAL 12 7500 38,671,157.00 -27,907,381																

Appropriations, Outlays, and Balances - Continued

Appropriation or Fund Account Title	Period of availability	Account symbol		Balances beginning of fiscal year	Appropriations and other obligatory authority	Transfers, borrowings, and investments (net)	Outlays (net)	Balances withdrawn and other transactions	Balances end of fiscal year
		Dept. Reg.	Sub. No.						
<b>AGRICULTURAL MARKETING SERVICE-CONTINUED</b>									
<b>GENERAL FUND ACCOUNTS- CONTINUED</b>									
PACKERS AND STOCKYARDS ADMINISTRATION	1978 12		2600		\$4,417,590.00		\$4,540,095.50	\$5,772.25	\$71,718.25
FUND RESOURCES:	1977			\$495,190.86			463,978.71	8,493.85	42,718.30
UNDISBURSED FUNDS	1976			642.32		-\$1,993.57	-1,266.81	-8,444	
	1975			-205.50		1,993.57		-205.50	1,993.57
	PRIOR YEARS			3,637.91				-8,916.49	12,554.40
ACCOUNTS RECEIVABLE								-120.88	
FUND EQUITIES:				-120.88				-375,510.06	-14,174.18
UNOBLIGATED BALANCE				-389,684.24				-34,650.13	-94,810.34
ACCOUNTS PAYABLE				-109,480.47					-0-
UNDELIVERED ORDERS				-0-	4,417,550.00		4,802,811.40	-385,221.40	
PAYMENTS TO STATES AND POSSESSIONS, AGRICULTURAL MARKETING SERVICE									
FUND RESOURCES:	1978 12		2501		1,600,000.00		574,924.00		1,027,348.00
UNDISBURSED FUNDS	1976						-6,738.51		
FUND EQUITIES:								45,047.00	
UNOBLIGATED BALANCE								982,301.00	-45,047.00
ACCOUNTS PAYABLE								1,034,086.51	-982,301.00
UNDELIVERED ORDERS				-0-	1,600,000.00		565,913.49		-0-
<b>SPECIAL FUND ACCOUNTS</b>									
<b>PERISHABLE AGRICULTURAL COMMODITIES ACT FUND, DEPARTMENT OF AGRICULTURE</b>									
FUND RESOURCES:	NU YEAR 12		5070	906,130.34	1,736,035.11		1,014,609.87		827,555.58
UNDISBURSED FUNDS				1,655.26					1,655.26
ACCOUNTS RECEIVABLE									
FUND EQUITIES:				-777,038.18				-103,368.89	-673,669.29
UNOBLIGATED BALANCE				-94,619.18				24,009.93	-116,629.11
ACCOUNTS PAYABLE				-38,128.24				784.20	-38,912.44
UNDELIVERED ORDERS				-0-	1,736,035.11		1,014,609.87	-78,574.76	-0-
<b>TRUST FUND ACCOUNTS</b>									
<b>EXPENSES AND REFUNDS, INSPECTION AND GRADING OF FARM PRODUCTS, AGRICULTURAL MARKETING SERVICE</b>									
FUND RESOURCES:	NO YEAR 12		8015	-734,198.15	1,536,006.18		-126,076.53		344,883.16
UNDISBURSED FUNDS				1,992,499.22				1,221,256.98	771,242.24
ACCOUNTS RECEIVABLE									
FUND EQUITIES:				-588,983.71				-473,306.75	-115,676.96
UNOBLIGATED BALANCE				-118,015.00				373,603.22	-491,418.22
ACCOUNTS PAYABLE				-551,302.32				-42,272.10	-509,030.22
UNDELIVERED ORDERS				-0-	1,536,006.18		-126,076.53	1,679,081.35	-0-
<b>MISCELLANEOUS CONTRIBUTED FUNDS, AGRICULTURAL MARKETING FUNDS SERVICE</b>									
FUND RESOURCES:	NO YEAR 12		8225	452.29					452.29
UNDISBURSED FUNDS				82.00					82.00
ACCOUNTS RECEIVABLE									
FUND EQUITIES:				-533.68					-533.68
UNOBLIGATED BALANCE				-40.61					-40.61
UNDELIVERED ORDERS				-0-					-0-
<b>MILK MARKET ORDERS ASSESSMENT FUND, AGRICULTURAL MARKETING SERVICE</b>									
FUND RESOURCES:	NU YEAR 12		8412	17,401,897.00		880,146.00	1,082,043.00		16,600,000.00
UNDISBURSED FUNDS				2,375,000.00		-880,146.00			1,494,854.00
ACCOUNTS RECEIVABLE				956,651.87				255,987.54	700,664.33
FUND EQUITIES:									
UNOBLIGATED BALANCE				-18,854,081.05				-1,682,043.00	-17,172,038.05
UNDELIVERED ORDERS				-1,879,467.82			1,682,043.00	-255,987.54	-1,623,460.28
				-0-				-1,662,043.00	-0-
<b>TOTAL, AGRICULTURAL MARKETING SERVICE</b>									
					47,510,758.29	-805,025.17	46,157,628.47	948,567.65	

INTRAGOVERNMENTAL FUNDS

SALARIES AND EXPENSES, FOOD SAFETY AND QUALITY SERVICE

FUND RESOURCES:		1978 12	3700							
UNDISBURSED FUNDS		1977		16,610,019.24	269,039,998.00		243,247,420.60	3,686,815.30	21,605,159.02	
ACCOUNTS RECEIVABLE				6,847,537.01			18,447,114.20		-1,839,055.01	
FUND EQUITIES:								308,277.41	6,535,425.60	
UNOBLIGATED BALANCE				-60,571.00				486,487.73	18/-547,118.73	
ACCOUNTS PAYABLE				-20,256,807.98				2,059,572.36	-22,416,380.34	
UNDELIVERED ORDERS				-3,040,117.27				562,307.27	-3,542,424.54	
SUBTOTAL 12			3700	-0-	269,039,998.00		261,996,511.93	7,043,460.07	-0-	
SPECIAL FUND ACCOUNTS										
FUNDS FOR STRENGTHENING MARKETS, INCOME, AND SUPPLY (SECTION 22)										
FUND RESOURCES:										
UNDISBURSED FUNDS		NO YEAR 12	5209	239,748,112.56	364,600,320.05	-3,126,488.48	272,909,518.70		328,212,425.43	
ACCOUNTS RECEIVABLE				47,227,798.74				-36,606,029.23	83,833,827.97	
FUND EQUITIES:										
UNOBLIGATED BALANCE				-237,696,213.71				60,294,561.97	-257,990,775.68	
ACCOUNTS PAYABLE				-25,518,800.81				-19,103,788.91	-6,414,817.90	
UNDELIVERED ORDERS				-23,761,090.78				83,979,569.04	-107,740,659.82	
SUBTOTAL 12			5209	-0-	364,600,320.05	-3,126,488.48	272,909,518.70	88,564,312.87	-0-	
TRUST FUND ACCOUNTS										
EXPENSES AND REFUNDS, INSPECTION AND GRADING OF FARM PRODUCTS, FOOD SAFETY AND QUALITY SERVICE										
FUND RESOURCES:										
UNDISBURSED FUNDS		NO YEAR 12	8137	13,753,308.69	47,952,788.47	253,586.10	46,107,213.83		15,652,809.43	
ACCOUNTS RECEIVABLE				118,543.19				-2,945,970.23	3,064,513.42	
FUND EQUITIES:										
UNOBLIGATED BALANCE				-9,366,238.17				2,334,161.05	-11,700,359.22	
ACCOUNTS PAYABLE				-4,023,940.37				2,411,765.05	-6,435,745.42	
UNDELIVERED ORDERS				-481,633.34				299,604.87	-781,238.21	
SUBTOTAL 12			8137	-0-	47,952,788.47	253,586.10	46,107,213.83	2,099,500.74	-0-	
MISCELLANEOUS CONTRIBUTED FUNDS, FOOD SAFETY AND QUALITY SERVICE										
FUND RESOURCES:										
UNDISBURSED FUNDS		NO YEAR 12	8138	-394.76			-384.76			
ACCOUNTS RECEIVABLE				384.76				384.76		
SUBTOTAL 12			8138	-0-			-384.76	384.76	-0-	
TOTAL, FOOD SAFETY AND QUALITY SERVICE . . . . .					681,593,106.52	-2,872,502.38	581,012,885.70	97,707,718.44		

FOOD AND NUTRITION SERVICE

GENERAL FUND ACCOUNTS

FUND RESOURCES:		NO YEAR 12	3508						
UNDISBURSED FUNDS					69,821,308.00	8,640,347.64	66,851,180.67		11,610,474.97
ACCOUNTS RECEIVABLE								-7,500.00	7,500.00
FUND EQUITIES:									
UNOBLIGATED BALANCE								2,462,267.24	-2,462,267.24
ACCOUNTS PAYABLE								5,519,795.64	-5,519,795.64
UNDELIVERED ORDERS								3,635,912.09	-3,635,912.09
SUBTOTAL 12			3508	-0-	69,821,308.00	8,640,347.64	66,851,180.67	11,610,474.97	-0-

FOOTNOTES AT END OF CHAPTER

Appropriations, Outlays, and Balances - Continued

Appropriation or Fund Account		Account symbol			Balances beginning of fiscal year	Appropriations and other obligational authority 1/	Transfers, borrowings, and investments (net) 2/	Outlays (net)	Balances withdrawn and other transactions 3/	Balances end of fiscal year 4/
Title	Period of availability	Dept. Reg.	Account Tr. from No.	Sub. No.						
FOOD AND NUTRITION SERVICE-CONTINUED										
GENERAL FUND ACCOUNTS-CONTINUED										
FOOD STAMP PROGRAM, FOOD AND NUTRITION SERVICE										
FUND RESOURCES:										
UNDISBURSED FUNDS	NO YEAR 12		3505		\$265,074,633.57	\$5,618,381,000.00	-\$3,156,533.28	\$5,501,049,247.06	-	\$379,249,853.23
	PRIOR YEARS				-	-	-	-2,274,622.81	\$2,274,622.81	-
ACCOUNTS RECEIVABLE					78,791,528.14	-	-	-	48,549,123.97	30,242,404.17
FUND EQUITIES:										
UNOBLIGATED BALANCE					-242,594,109.11	-	-	-	95,242,136.72	-337,836,244.83
ACCOUNTS PAYABLE					-59,524,611.14	-	-	-	-18,548,312.19	-40,976,258.95
UNDELIVERED ORDERS					-41,747,442.46	-	-	-	-11,067,728.84	-30,679,713.62
	SUBTOTAL 12		3505		-0-	5,618,381,000.00	-3,156,533.28	5,458,774,624.25	116,449,842.47	-0-
SPECIAL MILK PROGRAM, FOOD AND NUTRITION SERVICE										
FUND RESOURCES:										
UNDISBURSED FUNDS	1973 12		3502		-	155,000,000.00	-	116,525,119.37	-	36,474,880.63
	1977				49,327,003.50	-	-81,422.70	25,340,305.86	-	23,905,275.44
	1976				-7,858,665.13	-	-	-7,771,071.19	-23,871.67	2,637,22.27
	1976-JANUARY 31, 1976				-	-	-	-	734,044.81	2,303,266.18
	1975 12		3502	91	5,788,474.39	-	10,230,286.18	-734,044.81	-	-
	1976				11,727,468.51	-	-2,552,705.58	2,235,768.81	-	3,859,481.45
ACCOUNTS RECEIVABLE					-	-	-	-	7,867,987.06	-
FUND EQUITIES:										
ACCOUNTS PAYABLE					-29,303,874.34	-	-	-	13,300,567.91	-42,604,442.25
UNDELIVERED ORDERS					-29,680,406.93	-	-	-	-5,805,647.75	-23,874,759.18
	SUBTOTAL 12		3502		-0-	155,000,000.00	-330,841.60	138,596,078.04	16,673,080.36	-0-
CHILD NUTRITION PROGRAMS, FOOD AND NUTRITION SERVICE										
FUND RESOURCES:										
UNDISBURSED FUNDS	NO YEAR 12		3539		608,920,709.27	1,486,734,000.00	1,010,489,261.58	2,526,732,410.18	-	575,411,560.62
ACCOUNTS RECEIVABLE					253,168,709.75	-	-	-	78,354,835.89	174,813,873.86
FUND EQUITIES:										
UNOBLIGATED BALANCE					-229,104,036.41	-	-	-	-177,332,744.61	-51,771,291.80
ACCOUNTS PAYABLE					-43,605,829.33	-	-	-	398,640,588.58	-442,246,417.91
UNDELIVERED ORDERS					-589,379,553.23	-	-	-	-329,171,828.46	-266,207,724.77
	SUBTOTAL 12		3539		-0-	1,486,734,000.00	1,010,489,261.58	2,526,732,410.18	-29,569,148.60	-0-
SPECIAL SUPPLEMENTAL FOOD PROGRAM (WIC), FOOD AND NUTRITION SERVICE										
FUND RESOURCES:										
UNDISBURSED FUNDS	NO YEAR 12		3510		166,795,133.79	247,000,000.00	2,362,908.01	370,569,410.34	-	45,588,631.46
ACCOUNTS RECEIVABLE					9,222,769.85	-	-	-	7,503,251.26	1,719,518.59
FUND EQUITIES:										
UNOBLIGATED BALANCE					-126,372,717.98	-	-	-	-126,372,717.98	-
ACCOUNTS PAYABLE					-479,150.18	-	-	-	29,403,338.91	-29,862,489.09
UNDELIVERED ORDERS					-49,166,035.48	-	-	-	-31,740,374.52	-17,425,660.96
	SUBTOTAL 12		3510		-0-	247,000,000.00	2,362,908.01	370,569,410.34	-121,206,502.33	-0-
FOOD DONATIONS PROGRAM, FOOD AND NUTRITION SERVICE										
FUND RESOURCES:										
UNDISBURSED FUNDS	1978 12		3503		-	31,400,000.00	-	29,919,327.61	365,820.41	1,114,651.98
	1977				111,598.40	-	-27,118.12	-17,558.92	17,558.92	84,460.28
	1976				85,130.83	-	-65,130.83	-1,589.06	-1,589.06	-
ACCOUNTS RECEIVABLE					20,117,680.52	-	-	-	17,907,141.66	2,210,538.86
FUND EQUITIES:										
ACCOUNTS PAYABLE					-2,924,786.22	-	-	-	-1,745,453.96	-1,179,332.26
UNDELIVERED ORDERS					-17,389,623.53	-	-	-	-15,159,084.67	-2,230,538.86
	SUBTOTAL 12		3503		-0-	31,400,000.00	-112,248.95	29,903,357.75	1,384,393.30	-0-
ELDERLY FEEDING PROGRAM, FOOD AND NUTRITION SERVICE										
FUND RESOURCES:										
UNDISBURSED FUNDS	1978 12		3511		-	30,000,000.00	-	21,576,813.63	-	8,423,186.37
	1977				424,839.92	-	-205,404.92	206,034.00	9,401.00	-
ACCOUNTS RECEIVABLE					8,874,613.73	-	-	-	8,874,618.73	-
FUND EQUITIES:										
ACCOUNTS PAYABLE					-209,404.92	-	-	-	3,150,595.08	-3,400,000.00
UNDELIVERED ORDERS					-9,090,053.73	-	-	-	-4,066,867.36	-5,023,166.37
	SUBTOTAL 12		3511		-0-	30,000,000.00	-205,404.92	21,782,847.63	8,007,747.45	-0-

SPECIAL FUND ACCOUNTS

CHILD NUTRITION PROGRAMS, FOOD AND NUTRITION SERVICE FUND RESOURCES: UNDISBURSED FUNDS

NU YEAR 12 5539 1,014,557,000.00 -1,014,557,000.00

TOTAL, FOOD AND NUTRITION SERVICE 8,652,893,308.00 3,176,448.48 8,653,209,908.00 4,809,987.62

FOREST SERVICE GENERAL FUND ACCOUNTS

FOREST PROTECTION AND UTILIZATION, FOREST SERVICE FUND RESOURCES: UNDISBURSED FUNDS

NU YEAR 12 1100 10,577,919.87 -10,577,919.87

1978-79 1,978 61,524,952.02 -61,524,952.02

1977 1,977 44,710,104.39 -44,710,104.39

1976 1,976 5,982,392.42 -5,982,392.42

PRELIM YEARS 2,260,800.61 -2,260,800.61

TRANSFER TO: INTERIOR

NO YEAR 14 12 1100 485,348.28 -485,348.28

1978-79 1,978 234,705.55 -234,705.55

1977 1,977 531,508.50 -531,508.50

1976 1,976 -44,971.23 44,971.23

PRELIM YEARS 148.00 -148.00

ACCOUNTS RECEIVABLE UNFILLED CUSTOMER ORDERS

FUND EQUITIES: UNOBLIGATED BALANCE 4,367.46

ACCOUNTS PAYABLE 29,350,186.73

UNDELIVERED ORDERS 1,777,266.89

SUBTOTAL 12 1100 -4,751,731.30

FOREST SERVICE FUND RESOURCES: UNDISBURSED FUNDS

NU YEAR 12 1103 42,643,268.57 -42,643,268.57

1978-79 1,978 170,975.75 -170,975.75

1977 1,977 371,782.57 -371,782.57

1976 1,976 27,367,868.17 -27,367,868.17

PRELIM YEARS 1,329,839.53 -1,329,839.53

TRANSFER TO: CONSTRUCTION AND LAND ACQUISITION, FOREST SERVICE

NO YEAR 12 1103 41,093,606.00 -41,093,606.00

1978-79 1,978 2,527,000.00 -2,527,000.00

1977 1,977 2,527,000.00 -2,527,000.00

1976 1,976 2,527,000.00 -2,527,000.00

PRELIM YEARS 186,000.00 -186,000.00

ACCOUNTS RECEIVABLE UNFILLED CUSTOMER ORDERS

FUND EQUITIES: UNOBLIGATED BALANCE 10,532,650.52

ACCOUNTS PAYABLE 13,532,611.55

UNDELIVERED ORDERS 13,549,506.22

SUBTOTAL 12 1103 27,555,238.55

YOUTH CONSERVATION CORPS, FOREST SERVICE FUND RESOURCES: UNDISBURSED FUNDS

1978 12 1125 25,937,000.00 -25,937,000.00

1977-78 1,977 15,190,331.70 -15,190,331.70

1976-77 1,976 4,401,404.05 -4,401,404.05

1975-76 1,975 24,271.02 -24,271.02

PRELIM YEARS 9,000.00 -9,000.00

TRANSFER TO: INTERIOR, BUREAU OF RECLAMATION

NO YEAR 12 1125 60,600,000.00 -60,600,000.00

1978-79 1,978 38,456,000.00 -38,456,000.00

1977-78 1,977 25,279,991.25 -25,279,991.25

1976-77 1,976 13,990,274.03 -13,990,274.03

1975-76 1,975 -64,707.09 64,707.09

PRELIM YEARS 1,131.14 -1,131.14

ACCOUNTS RECEIVABLE UNOBLIGATED BALANCE 11,033,012.03

ACCOUNTS PAYABLE -1,735,154.79

UNDELIVERED ORDERS -7,356,618.12

SUBTOTAL 12 1125 60,000,000.00

FOREST ROADS AND TRAILS, FOREST SERVICE FUND RESOURCES: UNDISBURSED FUNDS

NU YEAR 12 2262 25,977,657.21 -25,977,657.21

1978-79 1,978 4,012,355.37 -4,012,355.37

1977-78 1,977 78,731,053.00 -78,731,053.00

1976-77 1,976 61,879.93 -61,879.93

PRELIM YEARS 6,976.52 -6,976.52

TRANSFER TO: TRANSPORTATION, FEDERAL HIGHWAY ADMINISTRATION

NO YEAR 12 2262 127,781,000.00 -127,781,000.00

1978-79 1,978 627,061.00 -627,061.00

1977-78 1,977 2,009,055.48 -2,009,055.48

1976-77 1,976 1,000,000.00 -1,000,000.00

PRELIM YEARS 1,000,000.00 -1,000,000.00

UNFUNDED CONTRACT AUTHORITY ACCOUNTS RECEIVABLE UNFILLED CUSTOMER ORDERS

SUBTOTAL 12 2262 140,517,219.58 -140,517,219.58

FIGURES AT END OF CHAPTER

TABLE INDIVIDUAL ACCOUNTS

Appropriations, Outlays, and Balances - Continued

Appropriation or Fund Account Title	Period of availability			Account symbol			Balances beginning of fiscal year	Appropriations and other (obligational) authority	Transfers, borrowings, and investments (net)	Outlays (net)	Balances withdrawn and other transactions	Balances end of fiscal year
	Reg	Tr	From	Dept	Account	Sub						
FOREST SERVICE-CONTINUED												
GENERAL FUND ACCOUNTS-CONTINUED												
FOREST ROADS AND TRAILS												
FUND SERVICE-CONTINUED												
FUND EQUITIES:												
UNOBLIGATED BALANCE							-85,559,126.40				-86,436,361.95	-89,122,764.45
ACCOUNTS PAYABLE							-18,347,866.85				65,579,332.85	-83,927,159.70
UNDELIVERED ORDERS							-75,574,851.98				-47,014,039.17	-28,560,812.81
UNDELIVERED ORDERS							-0-	\$174,928,059.81			12,295,940.19	-0-
SUBTOTAL 12						2262						
FOREST ROADS, FOREST SERVICE												
FUND RESOURCES:												
UNDISBURSED FUNDS	1978	12				2263	147,162,611.64	212,115,000.00			-14,731,294.13	131,147,938.69
	1977						-27,289,811.36				49,655,931.43	156,864,317.58
ACCOUNTS PAYABLE							-119,872,800.28				15,323,259.47	-42,613,070.83
UNDELIVERED ORDERS							-0-	212,115,000.00		36,340,648.07	175,774,351.93	-249,399,255.44
SUBTOTAL 12						2263						-0-
ASSISTANCE TO STATES FOR TREE IMPROVEMENT, FOREST SERVICE												
FUND RESOURCES:												
UNDISBURSED FUNDS	NO	YEAR	12			1101	857,891.23	1,409,000.00			-64.50	723,776.40
ACCOUNTS RECEIVABLE							-0-					64.50
FUND EQUITIES:							-176,079.98				-32,722.00	-143,357.98
UNOBLIGATED BALANCE							-286,687.08				-49,555.10	-237,134.98
ACCOUNTS PAYABLE							-395,124.67				-21,779.23	-343,344.94
UNDELIVERED ORDERS							-0-	1,409,000.00		1,543,120.83	-134,120.83	-0-
SUBTOTAL 12						1101						
ACQUISITION OF LANDS FOR WASATCH NATIONAL FOREST, FOREST SERVICE												
FUND RESOURCES:												
UNDISBURSED FUNDS	NO	YEAR	12			1123	214,612.24		359.73			214,252.51
FUND EQUITIES:							-214,255.48				178.38	-214,433.86
UNOBLIGATED BALANCE							-356.76				-538.11	-181.35
ACCOUNTS PAYABLE							-0-		359.73		-359.73	-0-
SUBTOTAL 12						1123						
ACQUISITION OF LANDS FOR UINTA NATIONAL FOREST, FOREST SERVICE												
FUND RESOURCES:												
UNDISBURSED FUNDS	NO	YEAR	12			1124	08,627.15		714.07			67,913.08
FUND EQUITIES:							-67,467.19				-714.07	-66,753.12
UNOBLIGATED BALANCE							-1,159.96				-714.07	-1,159.96
ACCOUNTS PAYABLE							-0-		714.07		-714.07	-0-
SUBTOTAL 12						1124						
ACQUISITION OF LANDS FOR CACHE NATIONAL FOREST, FOREST SERVICE												
FUND RESOURCES:												
UNDISBURSED FUNDS	NO	YEAR	12			1120	823.10		41.65			781.45
FUND EQUITIES:							-823.10				-823.10	-0-
UNOBLIGATED BALANCE							-0-				-41.65	-41.65
UNDELIVERED ORDERS							-0-					-0-
SUBTOTAL 12						1120						
SPECIAL FUND ACCOUNTS												
ACQUISITION OF LANDS FOR NATIONAL FORESTS, SPECIAL ACTS, FOREST SERVICE												
FUND RESOURCES:												
UNDISBURSED FUNDS	1978	12				5208	80,380.95	165,000.00		13,494.22	72,360.00	79,145.78
	1977						-4,538.02			77,944.64	878.93	1,557.38
	1975						849.30			-4,538.02		-0-
PRIOR YEARS							4,538.02			849.30		-0-
UNDELIVERED ORDERS							-0-				4,538.02	-0-
SUBTOTAL 12						5208						
ACCOUNTS RECEIVABLE												
FUND EQUITIES:												
ACCOUNTS PAYABLE							-63,230.25				17,272.91	-80,503.16
UNDELIVERED ORDERS							-18,000.00		87,750.14		-17,800.00	-200.00
SUBTOTAL 12						5208						-0-

	NO YEAR 12	5216	27,240.60	38,000.00				05,240.60
<b>HANG FUND IMPROVEMENTS, FOREST SERVICE</b>								
FUND RESOURCES:								
UNDISBURSED FUNDS								
FUND EQUITIES:								
UNOBLIGATED BALANCE								
ACCOUNTS PAYABLE								
UNDELIVERED ORDERS								
SUBTOTAL 12	5216			38,000.00				05,240.60
<b>HANG FUND IMPROVEMENTS, FOREST SERVICE</b>								
FUND RESOURCES:								
UNDISBURSED FUNDS								
FUND EQUITIES:								
UNOBLIGATED BALANCE								
ACCOUNTS PAYABLE								
UNDELIVERED ORDERS								
SUBTOTAL 12	5216			38,000.00				05,240.60
<b>CONSTRUCTION AND OPERATION OF RECREATION FACILITIES, FOREST SERVICE</b>								
FUND RESOURCES:								
UNDISBURSED FUNDS								
FUND EQUITIES:								
UNOBLIGATED BALANCE								
ACCOUNTS PAYABLE								
UNDELIVERED ORDERS								
SUBTOTAL 12	5207			5,200,000.00				2,371,242.92
<b>CONSTRUCTION AND OPERATION OF RECREATION FACILITIES, FOREST SERVICE</b>								
FUND RESOURCES:								
UNDISBURSED FUNDS								
FUND EQUITIES:								
UNOBLIGATED BALANCE								
ACCOUNTS PAYABLE								
UNDELIVERED ORDERS								
SUBTOTAL 12	5207			5,200,000.00				2,371,242.92
<b>TIMBER SALVAGE SALES, FOREST SERVICE</b>								
FUND RESOURCES:								
UNDISBURSED FUNDS								
FUND EQUITIES:								
UNOBLIGATED BALANCE								
ACCOUNTS PAYABLE								
UNDELIVERED ORDERS								
SUBTOTAL 12	5009			4,684,000.00				1,968,000.00
<b>TIMBER SALVAGE SALES, FOREST SERVICE</b>								
FUND RESOURCES:								
UNDISBURSED FUNDS								
FUND EQUITIES:								
UNOBLIGATED BALANCE								
ACCOUNTS PAYABLE								
UNDELIVERED ORDERS								
SUBTOTAL 12	5204			8,396,966.44				6,151,881.45
<b>TIMBER ROADS, PURCHASER ELECTIONS, FOREST SERVICE</b>								
FUND RESOURCES:								
UNDISBURSED FUNDS								
FUND EQUITIES:								
UNOBLIGATED BALANCE								
ACCOUNTS PAYABLE								
UNDELIVERED ORDERS								
SUBTOTAL 12	5204			8,396,966.44				6,151,881.45
<b>ROADS AND TRAILS FOR STATES, NATIONAL FORESTS FUND (PERMANENT APPROPRIATION)</b>								
FUND RESOURCES:								
UNDISBURSED FUNDS								
FUND EQUITIES:								
UNOBLIGATED BALANCE								
ACCOUNTS PAYABLE								
UNDELIVERED ORDERS								
SUBTOTAL 12	5202			15,000,000.00				10,845,328.07
<b>ROADS AND TRAILS FOR STATES, NATIONAL FORESTS FUND (PERMANENT APPROPRIATION)</b>								
FUND RESOURCES:								
UNDISBURSED FUNDS								
FUND EQUITIES:								
UNOBLIGATED BALANCE								
ACCOUNTS PAYABLE								
UNDELIVERED ORDERS								
SUBTOTAL 12	5202			15,000,000.00				10,845,328.07
<b>EXPENSES, BRUSH DISPOSAL, FOREST SERVICE (PERMANENT APPROPRIATION)</b>								
FUND RESOURCES:								
UNDISBURSED FUNDS								
FUND EQUITIES:								
UNOBLIGATED BALANCE								
ACCOUNTS PAYABLE								
UNDELIVERED ORDERS								
SUBTOTAL 12	5206			39,652,055.51				31,345,954.12
<b>EXPENSES, BRUSH DISPOSAL, FOREST SERVICE (PERMANENT APPROPRIATION)</b>								
FUND RESOURCES:								
UNDISBURSED FUNDS								
FUND EQUITIES:								
UNOBLIGATED BALANCE								
ACCOUNTS PAYABLE								
UNDELIVERED ORDERS								
SUBTOTAL 12	5206			39,652,055.51				31,345,954.12
<b>LICENSEE PROGRAMS, FOREST SERVICE (PERMANENT APPROPRIATION)</b>								
FUND RESOURCES:								
UNDISBURSED FUNDS								
FUND EQUITIES:								
UNOBLIGATED BALANCE								
ACCOUNTS PAYABLE								
UNDELIVERED ORDERS								
SUBTOTAL 12	5214			215,171.33				237,744.51
<b>LICENSEE PROGRAMS, FOREST SERVICE (PERMANENT APPROPRIATION)</b>								
FUND RESOURCES:								
UNDISBURSED FUNDS								
FUND EQUITIES:								
UNOBLIGATED BALANCE								
ACCOUNTS PAYABLE								
UNDELIVERED ORDERS								
SUBTOTAL 12	5214			215,171.33				237,744.51
<b>RESTORATION OF FOREST LANDS AND IMPROVEMENTS, FOREST SERVICE</b>								
FUND RESOURCES:								
UNDISBURSED FUNDS								
FUND EQUITIES:								
UNOBLIGATED BALANCE								
ACCOUNTS PAYABLE								
UNDELIVERED ORDERS								
SUBTOTAL 12	5215			28,521.42				83,977.26
<b>RESTORATION OF FOREST LANDS AND IMPROVEMENTS, FOREST SERVICE</b>								
FUND RESOURCES:								
UNDISBURSED FUNDS								
FUND EQUITIES:								
UNOBLIGATED BALANCE								
ACCOUNTS PAYABLE								
UNDELIVERED ORDERS								
SUBTOTAL 12	5215			28,521.42				83,977.26

FOOTNOTES AT END OF CHAPTER

GENERAL INVESTMENT REPORT



Appropriations, Outlays, and Balances - Continued

Appropriation or Fund Account		Account symbol			Balances beginning of fiscal year	Appropriations and other obligational authority 1/	Transfers, borrowings, and investments (net) 2/	Outlays (net)	Balances withdrawn and other transactions 3/	Balances end of fiscal year 4/
Title	Period of availability	Dept. Reg.	Account Tr. From No.	Sub. No.						
FOREST SERVICE-CONTINUED										
SPECIAL FUND ACCOUNTS-CONTINUED										
PAYMENTS TO STATES, NATIONAL FORESTS FUND (PERMANENT APPROPRIATION)										
FUND RESOURCES:										
UNDISBURSED FUNDS	NO YEAR 12		5201		---	\$224,098,352.06	---	\$223,995,473.65	---	\$102,878.41
FUND EQUITIES:										
UNOBLIGATED BALANCE					---	---	---	---	\$102,878.41	-102,878.41
	SUBTOTAL 12		5201		-0-	224,098,352.06		223,995,473.65	102,878.41	-0-
PAYMENTS TO SCHOOL FUNDS, ARIZONA AND NEW MEXICO, ACT JUNE 20, 1910 (RECEIPT LIMITATION) (PERMANENT APPROPRIATION)										
FUND RESOURCES:										
UNDISBURSED FUNDS	NO YEAR 12		5211		---	219,320.50	---	219,320.50	---	---
PAYMENT TO MINNESOTA (COOK, LAKE, AND SAINT LOUIS COUNTIES) FROM THE NATIONAL FORESTS FUND (PERMANENT APPROPRIATION)										
FUND RESOURCES:										
UNDISBURSED FUNDS	NO YEAR 12		5213		---	259,038.49	---	259,038.49	---	---
PAYMENTS DUE COUNTIES, NATIONAL GRASSLANDS, FOREST SERVICE (PERMANENT APPROPRIATION)										
FUND RESOURCES:										
UNDISBURSED FUNDS	NO YEAR 12		5896		---	1,227,888.15	---	1,227,888.15	---	---
INTRAGOVERNMENTAL FUNDS										
WORKING CAPITAL FUND, FOREST SERVICE										
FUND RESOURCES:										
UNDISBURSED FUNDS	NO YEAR 12		4605		\$20,478,517.55	---	---	-6,954,771.60	---	27,433,289.25
ACCOUNTS RECEIVABLE					4,404,153.92	---	---	---	-320,694.02	4,724,847.94
UNFILLED CUSTOMER ORDERS					276,801.09	---	---	---	27,869.22	248,931.87
FUND EQUITIES:										
UNOBLIGATED BALANCE					-7,198,401.04	---	---	---	4,109,149.37	-11,307,550.41
ACCOUNTS PAYABLE					-5,028,184.54	---	---	---	-594,908.72	-4,433,275.82
UNDELIVERED ORDERS					-12,932,887.08	---	---	---	3,733,355.75	-16,666,242.83
	SUBTOTAL 12		4605		-0-	---	---	-6,954,771.60	6,954,771.60	-0-
CONSOLIDATED WORKING FUND, FOREST SERVICE										
FUND RESOURCES:										
UNDISBURSED FUNDS	NO YEAR 12		3911		2,108,298.57	---	---	-841,122.11	---	2,949,420.68
	1977-79				1,679,005.95	---	---	768,670.65	---	910,335.30
	1977-78				8,978,456.98	---	---	8,978,456.98	---	---
	1976-77				---	---	---	56,564.68	-50,132.14	24,432.54
ACCOUNTS RECEIVABLE					1,467,478.43	---	---	---	1,185,371.60	262,106.83
FUND EQUITIES:										
UNOBLIGATED BALANCE					-9,642,487.37	---	---	---	-7,539,853.20	-2,102,634.17
ACCOUNTS PAYABLE					-2,374,147.20	---	---	---	-1,821,476.67	-552,670.53
UNDELIVERED ORDERS					-2,216,605.36	---	---	---	-730,479.75	-1,486,125.57
	SUBTOTAL 12		3911		-0-	---	---	8,962,570.20	-8,962,570.20	-0-
TRUST FUND ACCOUNTS										
COOPERATIVE WORK, FOREST SERVICE										
FUND RESOURCES:										
UNDISBURSED FUNDS	NO YEAR 12		8028		123,177,363.41	87,829,743.62	---	77,261,330.93	---	133,745,776.10
ACCOUNTS RECEIVABLE					62,001,900.20	---	---	---	973.75	62,000,926.45
FUND EQUITIES:										
UNOBLIGATED BALANCE					-171,626,267.82	---	---	---	1,623,186.08	-173,249,453.90
ACCOUNTS PAYABLE					-4,169,279.64	---	---	---	3,417,484.99	-7,586,714.63
UNDELIVERED ORDERS					-9,383,766.15	---	---	---	5,526,767.87	-14,910,534.02
	SUBTOTAL 12		8028		-0-	87,829,743.62	---	77,261,330.93	10,568,412.69	-0-

FOREST SERVICE									
FUND RESOURCES:									
UNDISBURSED FUNDS	NO YEAR 12	8029			\$1,500,000.00		-404.69		1,500,404.69
TRANSFER TO:									
TRANSPORTATION, FEDERAL HIGHWAY									
ADMINISTRATION	NO YEAR 69 12	8029	5	13,668,533.38			5,732,412.79		7,936,120.59
FUND EQUITIES:									
UNOBLIGATED BALANCE								3,641,330.00	-3,641,330.00
ACCOUNTS PAYABLE								404.69	-404.69
UNDELIVERED ORDERS									-5,794,750.59
				-13,668,533.38				-4,232,008.10	-0-
				-0-					
	SUBTOTAL 12	8029			1,500,000.00		5,732,008.10		
TOTAL, FOREST SERVICE . . . . .				1,863,988,629.28	1,500,000.00	1,509,460,591.80	356,022,037.48		
DEDUCTIONS FOR OFFSETTING RECEIPTS <sup>20</sup>									
PROPRIETARY RECEIPTS FROM THE PUBLIC				-687,198,446.14		-687,198,446.14			
INTRABUDGETARY TRANSACTIONS				-35,203,415.47		-35,203,415.47			
TOTAL . . . . .				-722,401,863.61		-722,401,863.61			
TOTAL, DEPARTMENT OF									
AGRICULTURE . . . . .				16,532,733,108.30	103,621,188.26	20,368,401,204.44	-3,732,040,967.88		

## Appropriations, Outlays, and Balances - Continued

1 The amounts in this column, unless otherwise footnoted, represent appropriations, increases in borrowing authority or new contract authority. Appropriation accounts with appropriation transfer activity are presented in Table 1 (Appropriations and appropriation transfers) at the end of the chapter. For further detail on appropriations, increases in borrowing authority and new contract authority; see Tables 1, 2 and 6 respectively in Part Four - Information Tables.

2 For detail of transfer activity by account see Table 2 (Transfers - Other than Appropriation Transfers) at end of chapter. Amounts not appearing in Table 2, unless otherwise footnoted, represent transfers of obligated balances from lapsed appropriations to merged prior-year accounts pursuant to 31 U.S.C. 701, borrowings (net) or investments (net).

3 The amounts in this column, unless otherwise footnoted, represent unobligated balances withdrawn or restored pursuant to 31 U.S.C. 701 and changes in unfilled customer orders, accounts receivable, accounts payable, undelivered orders and unobligated balances.

4 Unobligated balance represents no-year or unexpired multiple-year account unless otherwise footnoted.

5 Subject to disposition by the administrative agency.

6 Includes \$239,495.83 excess of receivables over gross unpaid obligations.

7 Unobligated - unavailable.

8 Includes:  
Reappropriation, pursuant to Public Law 95-97 approved August 12, 1977, 91 Stat. 811, "Agricultural Research Service."-----\$2,000,000.00

9 Includes \$10,914,106.57 excess of receivables over gross unpaid obligations.

10 Transfer of obligated balance from lapsed appropriation to merged prior-year account pursuant to 31 U.S.C. 701.

<u>Account</u>	<u>Amount</u>
1263300	\$1,040,242.89
1254336.25	3,640.39
1263502.91	2,303,286.18

11 Transfer of obligated balance to merged prior-year account from lapsed appropriation pursuant to 31 U.S.C. 701.

<u>Account</u>	<u>Amount</u>
12M3300	\$1,040,242.89
12M4336.25	3,640.39

12 Represents appropriations to liquidate.

13 Includes:

Net borrowing from U.S. Treasury-----	\$5,132,850,241.09
Redemption of Government agency securities-----	6,000,000.00

14 Represents net outlays as follows:

Price Support, Supply and Related Programs:  
Fiscal Year 1978

Price Support, Supply and Related Programs-----	\$5,623,347,163.85
---	--------------------

Special Activities Financed by CCC:

Sales of Surplus Agricultural Commodities for Foreign Currencies under Long-Term Supply Contracts, P.L. 480, Title I-----	72,524,947.71
Emergency Famine Relief to Friendly Peoples, P.L. 480, Title II-----	187,170,462.25*
National Wool Act-----	33,037,458.65
Subtotal	81,608,055.89*

Total CCC Fund	<u>\$5,541,739,107.96</u>
----------------	---------------------------

\*Denotes recoveries received in fiscal year 1978 in excess of expenditures.

15 Includes:

Net borrowing from U.S. Treasury-----	\$150,000,000.00
Redemption of participation certificates-----	- 34,944,658.61
Net distribution of participation sales transactions-----	34,944,658.61

16 For further detail see Table 2 - Part Four - Information Tables.

17 Includes:

Net borrowing from U.S. Treasury-----	\$100,000,000.00
Redemption of participation certificates-----	- 98,457,341.39
Net distribution of participation sales transactions-----	98,457,341.39

18 Represents the excess of collections over cost for providing Egg Products reimbursable overtime services which are available without fiscal year limitation Section 24 P.L. 91-597 (84 Stat. 1633).

19 For further detail see Table 6 - Part Four - Information Tables.

20 For detail by account see Table B - "Receipts by Organizational Unit."

TABLE 1 - APPROPRIATIONS AND APPROPRIATION TRANSFERS

Account Symbol	Net Appropriations and Appropriation Transfers	Appropriation Amount *	Net Appropriation Transfers	Detail of Appropriation Transfers		
				Accounts Involved	Amount From, Or To (-)	Citation of Law
1280120	\$15,589,820.00	\$15,042,000.00	\$547,820.00	1280115	\$558,263.00	7 USC 2201 92 STAT. 107
				1280900	-22,513.00	7 USC 2201
				12X1000	17,000.00	7 USC 2201
				1282001	-4,930.00	7 USC 2201
1280115	4,349,144.00	2,829,000.00	1,520,144.00	1280120	-558,263.00	7 USC 2201 92 STAT. 107
				1280300	4,111.00	92 STAT. 107
				1280400	1,947.00	92 STAT. 107
				1280502	4,328.00	92 STAT. 107
				1280900	22,071.00	92 STAT. 107
				12X1000	231,768.00	92 STAT. 107
				12X1010	20,000.00	92 STAT. 107
				12X1066	12,000.00	92 STAT. 107
				12X1069	16,000.00	92 STAT. 107
				12X1072	54,000.00	92 STAT. 107
				1281100	461,384.00	92 STAT. 107
				1281400	206,427.00	92 STAT. 107
				1281500	2,164.00	92 STAT. 107
				1281600	101,669.00	92 STAT. 107
				1281700	24,884.00	92 STAT. 107
				1281800	27,480.00	92 STAT. 107
				1281850	3,029.00	92 STAT. 107
				1282001	148,976.00	92 STAT. 107
				12X2268	4,000.00	92 STAT. 107
				1282300	8,006.00	92 STAT. 107
				1282400	28,129.00	92 STAT. 107
				1282500	50,633.00	92 STAT. 107
				1282600	5,410.00	92 STAT. 107
				1282707	13,632.00	92 STAT. 107
				1282900	17,527.00	92 STAT. 107
				1283100	17,960.00	92 STAT. 107
				1283300	246,178.00	92 STAT. 107
				12X3508	56,692.00	92 STAT. 107
				1283700	288,002.00	92 STAT. 107
1280900	29,780,442.00	21,161,000.00	8,619,442.00	1280115	-22,071.00	92 STAT. 107
				1280120	22,513.00	7 USC 2201
				12X3505	8,619,000.00	91 STAT. 811 92 STAT. 549
1282300	10,021,994.00	10,030,000.00	-8,006.00	1280115	-8,006.00	92 STAT. 107
1281400	331,156,573.00	331,363,000.00	-206,427.00	1280115	-206,427.00	92 STAT. 107
1281500	143,147,836.00	143,150,000.00	-2,164.00	1280115	-2,164.00	92 STAT. 107
1280502	269,057,672.00	257,562,000.00	11,495,672.00	1280115	-4,328.00	92 STAT. 107
				7580293	11,500,000.00	91 STAT. 997
1280300	7,108,889.00	7,113,000.00	-4,111.00	1280115	-4,111.00	92 STAT. 107
1281800	38,710,520.00	38,855,000.00	-144,480.00	1280115	-22,480.00	92 STAT. 107
				1282100	-117,000.00	7 USC 2201
1281700	31,721,116.00	32,441,000.00	-719,884.00	1280115	-24,884.00	92 STAT. 107
				1282100	-496,000.00	7 USC 2201
				1283200	-199,000.00	7 USC 2201
1281850	3,167,971.00	3,171,000.00	-3,029.00	1280115	-3,029.00	92 STAT. 107
1280400	3,583,053.00	3,585,000.00	-1,947.00	1280115	-1,947.00	92 STAT. 107
1282100	1,005,200.00		1,005,200.00	1281700	496,000.00	7 USC 2201
				1281800	117,000.00	7 USC 2201
				1282500	39,200.00	7 USC 2201
				1282900	157,000.00	7 USC 2201
				1283300	196,000.00	7 USC 2201
1282900	46,559,473.00	46,806,000.00	-246,527.00	1280115	-17,527.00	92 STAT. 107
				1282100	-157,000.00	7 USC 2201
				1283200	-72,000.00	7 USC 2201
1283200	271,000.00		271,000.00	1281700	199,000.00	7 USC 2201
				1282900	72,000.00	7 USC 2201
1283300	227,985,822.00	228,428,000.00	-442,178.00	1280115	-246,178.00	92 STAT. 107
				1282100	-196,000.00	7 USC 2201
1282707	11,986,368.00	12,000,000.00	-13,632.00	1280115	-13,632.00	92 STAT. 107
1282708		50,000,000.00	-50,000,000.00	12X4085	-50,000,000.00	7 USC 1504
12X4085	50,000,000.00		50,000,000.00	1282708	50,000,000.00	92 STAT. 523 7 USC 1504
						92 STAT. 523
1283100	23,796,040.00	23,814,000.00	-17,960.00	1280115	-17,960.00	92 STAT. 107
1282001	195,588,954.00	195,733,000.00	-144,046.00	1280115	-148,976.00	92 STAT. 107
				1280120	4,930.00	7 USC 2201
12X1000	250,111,232.00	250,360,000.00	-248,768.00	1280115	-231,768.00	92 STAT. 107
				1280120	-17,000.00	7 USC 2201
12X1069	16,456,000.00	16,472,000.00	-16,000.00	1280115	-16,000.00	92 STAT. 107
12X1066	12,575,000.00	12,587,000.00	-12,000.00	1280115	-12,000.00	92 STAT. 107
12X1072	269,270,000.00	269,324,000.00	-54,000.00	1280115	-54,000.00	92 STAT. 107
12X2268	22,069,000.00	22,073,000.00	-4,000.00	1280115	-4,000.00	92 STAT. 107
12X1010	31,959,000.00	31,979,000.00	-20,000.00	1280115	-20,000.00	92 STAT. 107
1281600	208,427,331.00	450,110,000.00	-241,682,669.00	1280115	-101,669.00	92 STAT. 107
				1283700	-241,581,000.00	7 USC 2201
1282400	17,459,871.00	17,488,000.00	-28,129.00	1280115	-28,129.00	92 STAT. 107

TABLE 1 - APPROPRIATIONS AND APPROPRIATION TRANSFERS - Continued

Account Symbol	Net Appropriations and Appropriation Transfers	Appropriation Amount *	Net Appropriation Transfers	Detail of Appropriation Transfers		
				Accounts Involved	Amount From, Or To (-)	Citation of Law
1282500	\$38,621,167.00	\$50,283,000.00	-\$11,661,833.00	1280115	-\$50,633.00	92 STAT. 107
				1282100	-39,200.00	7 USC 2201
				1282600	2,175,000.00	7 USC 2201
				1283700	-13,747,000.00	7 USC 2201
1283700	269,039,998.00	14,000,000.00	255,039,998.00	1280115	-288,002.00	92 STAT. 107
				1281600	241,581,000.00	7 USC 2201
				1282500	13,747,000.00	7 USC 2201
1282600	4,417,590.00	6,598,000.00	-2,180,410.00	1280115	-5,410.00	92 STAT. 107
				1282500	-2,175,000.00	7 USC 2201
12X5209	364,600,320.05	1,392,141,355.05	-1,027,541,035.00	12X5539	-1,014,557,000.00	91 STAT. 825
				13X5139	-12,984,035.00	15 USC 713c-3
12X3508	69,821,308.00	68,268,000.00	1,553,308.00	1280115	-56,692.00	92 STAT. 107
12X3508				12X3539	1,610,000.00	7 USC 2257
12X3505	5,618,381,000.00	5,627,000,000.00	-8,619,000.00	1280900	-8,619,000.00	91 STAT. 811
						92 STAT. 549
12X3539	1,486,734,000.00	1,488,344,000.00	-1,610,000.00	12X3508	-1,610,000.00	7 USC 2257
12X5539	1,014,557,000.00		1,014,557,000.00	12X5209	1,014,557,000.00	91 STAT. 825
1281100	803,100,616.00	803,562,000.00	-461,384.00	1280115	-461,384.00	92 STAT. 107
TOTAL	\$11,942,188,320.05	\$11,943,672,355.05	-\$1,484,035.00		-\$1,484,035.00	

\*Appropriations to accounts which did not have appropriation transfer activity during the fiscal year are not included in this table.

TABLE 2 - TRANSFERS (OTHER THAN APPROPRIATION TRANSFERS - TABLE 1)

Account Symbol	Net Transfers	Details of Transfers		Citation of Law
		Accounts Involved	Amount From Or To (-)	
1264336(41)	-4,308.91	12X4336	-4,308.91	15 USC 714
12X4141	-10,978,701.30	86X4206	-10,978,701.30	12 USC 1717
12X4140	-20,302,110.44	86X4206	-20,302,110.44	12 USC 1717
1281600	-1,969,000.00	12X4336	-1,969,000.00	21 USC 129
12X8044	-253,986.10	12X8137	-253,986.10	67 STAT. 633
12X4050	805,025.17	12X2500	222,023.81	7 USC 2201
		12X8015	583,001.36	7 USC 2201
12X2500	-222,023.81	12X4050	-222,023.81	7 USC 2201
12X8015	-583,001.36	12X4050	-583,001.36	7 USC 2201
12X5209	-3,126,488.48	12X3510	-3,126,488.48	42 USC 1786
12X8137	253,986.10	12X8044	253,986.10	67 STAT. 633
12X3508	8,640,347.64	1273502	81,422.20	91 STAT. 828
		1273502(91)	249,419.40	91 STAT. 828
		1273503	27,118.12	91 STAT. 828
		1263503	85,130.83	91 STAT. 828
		12X3505	3,156,533.28	91 STAT. 828
		12X3510	763,580.47	91 STAT. 828
		1273511	209,404.92	91 STAT. 828
		12X3539	4,067,738.42	91 STAT. 828
12X3505	-3,156,533.28	12X3508	-81,422.20	91 STAT. 828
1273502	-81,422.20	12X3508	-249,419.40	91 STAT. 828
1263502(91)	-249,419.40	12X3508	-4,067,738.42	91 STAT. 828
12X3539	1,010,489,261.58	12X5539	1,014,557,000.00	91 STAT. 828
		12X3508	-763,580.47	91 STAT. 828
12X3510	2,362,908.01	12X5209	3,126,488.48	42 USC 1786
		12X3508	-27,118.12	91 STAT. 828
1273503	-27,118.12	12X3508	-85,130.83	91 STAT. 828
1263503	-85,130.83	12X3508	-209,404.92	91 STAT. 828
1273511	-209,404.92	12X3539	-1,014,557,000.00	91 STAT. 828
12X5539	-1,014,557,000.00	14-128/91100	-775,600.00	91 STAT. 297, 92 STAT. 550
128/91100	-775,600.00			
1281100	-44,063,500.00	1271100	-43,386,500.00	91 STAT. 297
		14-1281100	-677,000.00	92 STAT. 550
1271100	43,386,500.00	1281100	43,386,500.00	91 STAT. 297
14-128/91100	775,600.00	128/91100	775,600.00	91 STAT. 297
14-1281100	677,000.00	1281100	677,000.00	92 STAT. 550
12X1103	-2,326,000.00	47-12X1103	-2,326,000.00	40 USC 490c
1281125	2,326,000.00	12X1103	2,326,000.00	40 USC 490c
14-1281125	-38,450,000.00	14-1281125	-38,450,000.00	91 STAT. 298
14-1281125(06)	38,450,000.00	14-1281125(06)	38,450,000.00	91 STAT. 298
12X2262	-632,061.00	69-12X2262(05)	-632,061.00	23 USC 308
12X8029	632,061.00	12X2262	632,061.00	23 USC 308
	1,500,000.00	69X8012	1,500,000.00	23 USC 308, 91 STAT. 407
TOTAL	-829,780,811.74			

Account Symbol	Net Transfers	Details of Transfers		Citation of Law
		Accounts Involved	Amount From Or To (-)	
12X1400	\$12,925.00	47-12X1400	\$12,925.00	40 USC 490C
47-12X1400	-12,925.00	12X1400	-12,925.00	40 USC 490C
12X1404	-500,000.00	49-12X1404	-500,000.00	31 USC 686, 686-1
49-12X1404	500,000.00	12X1404	500,000.00	31 USC 686, 686-1
1283300	-176,234,238.54	1283300(36)	-176,234,238.54	16 USC 590K
1273300	-1,573,482.18	1273300(36)	-1,573,482.18	16 USC 590K
1263300	9,749.64	1263300(36)	9,749.64	16 USC 590K
12M3300	5,000.00	12M3300(36)	5,000.00	16 USC 590K
1273300(36)	176,234,238.54	1273300	176,234,238.54	16 USC 590K
1263300	1,573,482.18	1263300	1,573,482.18	16 USC 590K
12M3300(36)	-9,749.64	12M3300	-9,749.64	16 USC 590K
12M3300(36)	-5,000.00	12M3300	-5,000.00	16 USC 590K
125/63305	625.37	125/63305(36)	625.37	16 USC 590K
125/63305(36)	-625.37	125/63305	-625.37	7 USC 1152b
12X3315	-165,000,000.00	12X3315(36)	-165,000,000.00	16 USC 590
1283315	-933,348.00	1283315(36)	-933,348.00	16 USC 590
1273315	11,454,902.12	1273315(36)	11,454,902.12	16 USC 590
124/63315	1,573,819.26	124/63315(36)	1,573,819.26	16 USC 590
12M3315	4,061,081.93	12M3315(36)	4,061,081.93	16 USC 590
12X3315(36)	165,000,000.00	12X3315	165,000,000.00	16 USC 590
1283315(36)	933,348.00	1283315	933,348.00	16 USC 590
1273315(36)	-11,454,902.12	1273315	-11,454,902.12	16 USC 590
124/63315(36)	-1,573,819.26	124/63315	-1,573,819.26	16 USC 590
12M3315(36)	-4,061,081.93	12M3315	-4,061,081.93	16 USC 590
12X3320	-9,000,000.00	12X3320(36)	-9,000,000.00	16 USC 1301-1307
12X3320(36)	9,000,000.00	12X3320	9,000,000.00	16 USC 1301-1307
1263335	29,891.69	1263335(36)	29,891.69	7 USC 1838
1263335(36)	-29,891.69	1263335	-29,891.69	7 USC 1838
12X3316	30,000,000.00	12X3316(36)	30,000,000.00	16 USC 590P(f)
12X3336	-13,500,000.00	12X3336(36)	-13,500,000.00	16 USC 1509-10
12X3336(36)	13,500,000.00	12X3336	13,500,000.00	16 USC 1509-10
12X4336	435,444,661.38	1281600	1,969,000.00	21 USC 129
		1283674	524,342,000.00	15 USC 713e-11
		12X4336(25)	-146,342.55	15 USC 714
		1274336(25)	-2,221,000.00	15 USC 714
		1264336(25)	-12,683.73	15 USC 714
		1254336(25)	1,028.51	15 USC 714
		12M4336(25)	2,172.87	15 USC 714
		1284336(41)	-3,670,000.00	15 USC 714
		1274336(41)	102,869.49	15 USC 714
		1264336(41)	4,308.91	15 USC 714
		72-12X4336	-85,450,920.23	7 USC 1721-25
1283674	-524,342,000.00	12X4336	-524,342,000.00	15 USC 713e-11
12X4336(25)	146,342.55	12X4336	146,342.55	15 USC 714
1284336(25)	2,221,000.00	12X4336	2,221,000.00	15 USC 714
1274336(25)	-524,228.11	12X4336	-524,228.11	15 USC 714
1264336(25)	12,683.73	12X4336	12,683.73	15 USC 714
1254336(25)	-1,028.51	12X4336	-1,028.51	15 USC 714
12M4336(25)	-2,172.87	12X4336	-2,172.87	15 USC 714
1284336(41)	3,670,000.00	12X4336	3,670,000.00	7 USC 1721-1725
1274336(41)	-102,869.49	12X4336	-102,869.49	15 USC 714

2025 RELEASE UNDER E.O. 14176

Appropriations, Outlays, and Balances - Continued

Appropriation or Fund Account Title	Period of availability		Account symbol		Balances beginning of fiscal year	Appropriations and other obligations authority	Transfers, borrowings, and investments (net)	Outlays (net)	Balances withdrawn and other transactions	Balances end of fiscal year
	Dept. No.	Fund No.	Account No.	Sub. No.						
DEPARTMENT OF COMMERCE										
GENERAL ADMINISTRATION										
GENERAL FUND ACCOUNTS										
SALARIES AND EXPENSES, GENERAL ADMINISTRATION, COMMERCE	1978 13	0120			-	\$21,877,633.00	\$1,865.00	\$10,470,850.92	\$4,270,005	\$2,234,535.97
FUND RESOURCES:	1977				\$3,575,056.47			1,250,371.09	44,915.14	155,643.54
UNDERSBURSED FUNDS	1976				195,408.13		101,763.76	35,725.92	59,716.25	
					37,005.02		101,763.36	330.13	21,274.89	10,963.56
					13,423.08				271,508.66	
ACCOUNTS RECEIVABLE										
FUND EQUITIES:										
ACCOUNTS PAYABLE					-3,201,006.03				-847,410.19	-2,355,594.74
UNDELIVERED ORDERS					-473,437.77		1,865.00		163,569.02	-592,056.79
					-0-				-861,640.72	-0-
SUBTOTAL 13 0120										
WHITE HOUSE CONFERENCE ON BALANCED NATIONAL GROWTH AND ECONOMIC DEVELOPMENT, GENERAL ADMINISTRATION, COMMERCE	1978 13	0122				750,000.00		713,222.94	31,777.06	15,507.51
FUND RESOURCES:										
UNDERSBURSED FUNDS										
ACCOUNTS RECEIVABLE										
FUND EQUITIES:										
UNDELIVERED BALANCE										
ACCOUNTS PAYABLE										
UNDELIVERED ORDERS										
SUBTOTAL 13 0122					-0-			713,222.94	31,777.06	15,507.51
SPECIAL FOREIGN CURRENCY PROGRAM, COMMERCE										
FUND RESOURCES:										
UNDERSBURSED FUNDS					1,400,442.83		-150,000.00	1,956,001.63		1,050,841.28
TRANSFER TO:										
NATIONAL SCIENCE FOUNDATION					576,907.45		150,000.00	15,922.17		650,970.28
ACCOUNTS RECEIVABLE					29,470.53					306,025.73
FUND EQUITIES:										
UNDELIVERED BALANCE					-974,541.42					-813,209.83
ACCOUNTS PAYABLE					-31,321.27					-228,182.45
UNDELIVERED ORDERS					-843,593.74					-856,445.06
					-0-					-0-
SUBTOTAL 13 0160								215,531.80	-215,531.80	-0-
RESEARCH AND TECHNICAL SERVICES, SPECIAL FOREIGN CURRENCY PROGRAM, NATIONAL BUREAU OF STANDARDS										
FUND RESOURCES:										
UNDERSBURSED FUNDS					11,949,306.61			17,942.40		101,988.21
TRANSFER TO:										
NATIONAL SCIENCE FOUNDATION					3,737,044.44			75,952.54		364,951.90
FUND EQUITIES:										
UNDELIVERED BALANCE					-112,537.56					-61,563.08
UNDELIVERED ORDERS					-406,747.49					-403,372.03
					-0-					-0-
SUBTOTAL 13 0654								60,894.94	-43,894.94	-0-
RESEARCH AND DEVELOPMENT, SPECIAL FOREIGN CURRENCY PROGRAM, NATIONAL OCEANIC AND ATMOSPHERIC ADMINISTRATION										
FUND RESOURCES:										
UNDERSBURSED FUNDS					208,202.52					208,202.52
TRANSFER TO:										
NATIONAL SCIENCE FOUNDATION					125,189.46			45,971.23		79,218.23
ACCOUNTS RECEIVABLE					250,113.59					249,592.09
FUND EQUITIES:										
UNDELIVERED BALANCE					-60,428.41					-38,552.64
UNDELIVERED ORDERS					-388,921.45					-360,797.22
					-164,155.77					-117,660.98
					-0-					-0-
SUBTOTAL 13 1423								45,971.23	-521.50	79,218.23
SALARIES AND EXPENSES, SPECIAL FOREIGN CURRENCY PROGRAM, DOMESTIC AND INTERNATIONAL BUSINESS										
FUND RESOURCES:										
UNDERSBURSED FUNDS					12,227.11			367.65		11,839.46
FUND EQUITIES:										
UNDELIVERED BALANCE					-11,839.46					-11,839.46
UNDELIVERED ORDERS					-367.65					-367.65
					-0-					-0-
SUBTOTAL 13 1007								367.65	-367.65	-0-





Appropriations, Outlays, and Balances - Continued

Appropriation or Fund Account Title	Period of availability	Account symbol			Balances beginning of fiscal year	Appropriations and other obligations authority	Transfers, borrowings, and investments (net)	Outlays (net)	Balances withdrawn and other transactions	Balances end of fiscal year
		Dept. Reg.	Account No.	Sub. No.						
BUREAU OF THE CENSUS										
GENERAL FUND ACCOUNTS										
SALARIES AND EXPENSES, BUREAU OF THE CENSUS	1978	13	0401		\$47,614,000.00		\$42,603,047.84	\$470,756.84	\$4,576,282.22	
FUND RESOURCES:	1977						2,844,971.50	159,757.07	145,613.54	
FUND RESOURCES:	1974						37,930.56	95,483.33		
UNDISBURSED FUNDS							33,741.33	61,953.67	61,953.67	
ACCOUNTS RECEIVABLE								-175,055.89	569,721.91	
FUND EQUITIES:										
ACCOUNTS PAYABLE								1,161,367.79	-3,154,542.70	
UNDELIVERED ORDERS								1,350,602.94	-2,200,966.29	
SUBTOTAL					47,614,000.00		45,627,815.82	1,992,147.83	-0-	
NINETEENTH CENTENNIAL CENSUS, BUREAU OF THE CENSUS										
FUND RESOURCES:										
UNDISBURSED FUNDS							53,668	175,466.28	218,205.69	
FUND EQUITIES:										
ACCOUNTS PAYABLE								-175,072.96	-218,205.69	
SUBTOTAL							53,668	-53,668	-0-	
1957 FORTY-SIXTH CENSUS, BUREAU OF THE CENSUS										
FUND RESOURCES:										
UNDISBURSED FUNDS										
FUND EQUITIES:										
ACCOUNTS PAYABLE										
SUBTOTAL										
PERIODIC CENSUSES AND PROGRAMS, BUREAU OF THE CENSUS										
FUND RESOURCES:										
UNDISBURSED FUNDS										
FUND EQUITIES:										
ACCOUNTS RECEIVABLE										
UNOBLIGATED BALANCE										
ACCOUNTS PAYABLE										
UNDELIVERED ORDERS										
SUBTOTAL										
INTRAGOVERNMENTAL FUNDS										
CONSOLIDATED WORKING FUND, COMMERCE, BUREAU OF THE CENSUS										
FUND RESOURCES:										
UNDISBURSED FUNDS										
ACCOUNTS RECEIVABLE										
UNOBLIGATED BALANCE										
ACCOUNTS PAYABLE										
UNDELIVERED ORDERS										
SUBTOTAL										
TRUST FUND ACCOUNTS										
FUND RESOURCES:										
UNDISBURSED FUNDS										
FUND EQUITIES:										
UNOBLIGATED BALANCE										
ACCOUNTS PAYABLE										
UNDELIVERED ORDERS										
SUBTOTAL										
SPECIAL STUDIES, SERVICES AND PROJECTS, BUREAU OF THE CENSUS										
FUND RESOURCES:										
UNDISBURSED FUNDS										
FUND EQUITIES:										
UNOBLIGATED BALANCE										
ACCOUNTS PAYABLE										
UNDELIVERED ORDERS										
SUBTOTAL										
TOTAL, BUREAU OF THE CENSUS										
							121,472,360.7	15,251,308.91		

ANALYSIS

GENERAL FUND ACCOUNTS

SALARIES AND EXPENSES, ECONOMIC AND STATISTICAL ANALYSIS  
 FUND RESOURCES:  
 UNDISBURSED FUNDS

1974-75	1-000	1,440,529.50	9,130,606.00	17,950,506.04	39,486.00	19,000,000.00
1977		1,005,574.3		1,220,650.35	22,751.00	10,957,000.00
1976				22,741.27	12,222.55	50,933,000.00
PRIOR YEARS		40,825.15		16,933,000.00	83,531.04	12,900,000.00
SUBTOTAL 13	1500	2,446,929.04	14,110,000.00	19,984,900.00	74,989.59	22,850,000.00

ACCOUNTS RECEIVABLE  
 FUND EQUITIES:  
 ACCOUNTS PAYABLE  
 UNDELIVERED ORDERS

INTRAGOVERNMENTAL FUNDS

CONSOLIDATED WORKING FUND, COMMERCE, BUREAU OF ECONOMIC ANALYSIS  
 FUND RESOURCES:  
 UNDISBURSED FUNDS

1978-79	3-15	3,446,729.66		0,000,000.00		0,000,000.00
1977		459,455.00		346,730,644	37,153,652	0,000,000.00
1976				394,000.00	3,134,500	0,000,000.00
PRIOR YEARS		1,150,448.36			5,131,114	1,150,000.00
SUBTOTAL 13	3-15	5,056,633.02		346,730,644	45,419,216	1,150,000.00

ACCOUNTS RECEIVABLE  
 UNDELIVERED ORDERS  
 ACCOUNTS PAYABLE  
 UNDELIVERED ORDERS

TRUST FUND ACCOUNTS

SPECIAL STUDIES, SERVICES AND PROJECTS, BUREAU OF ECONOMIC ANALYSIS  
 FUND RESOURCES:  
 UNDISBURSED FUNDS  
 ACCOUNTS RECEIVABLE  
 FUND EQUITIES:  
 UNOBLIGATED BALANCE  
 ACCOUNTS PAYABLE  
 UNDELIVERED ORDERS

1978-79	6-63	21,907,154	1,500,000.00	15,000,000.00		7,907,154
1977		90,000.00				90,000.00
1976						
PRIOR YEARS		28,000.00				28,000.00
SUBTOTAL 13	6-63	22,027,154	1,500,000.00	15,000,000.00		7,925,154

TOTAL, BUREAU OF ECONOMIC AND STATISTICAL ANALYSIS

.....

ECONOMIC DEVELOPMENT ASSISTANCE

ECONOMIC DEVELOPMENT ADMINISTRATION

GENERAL FUND ACCOUNTS

TECHNICAL AND COMMUNITY ASSISTANCE, ECONOMIC DEVELOPMENT ADMINISTRATION  
 FUND RESOURCES:  
 UNDISBURSED FUNDS  
 FUND EQUITIES:  
 UNDELIVERED ORDERS

1978-79	20-11	207,920,631				14,825,400
1977		1,075,500.3				1,075,500.3
1976						
PRIOR YEARS						
SUBTOTAL 13	20-11	208,996,131.3				15,900,900.3

DEVELOPMENT FACILITIES GRANTS, ECONOMIC DEVELOPMENT ADMINISTRATION  
 FUND RESOURCES:  
 UNDISBURSED FUNDS  
 FUND EQUITIES:  
 UNDELIVERED ORDERS

1978-79	20-12	14,500,000		9,000,000		1,900,000
1977		2,500,000				2,500,000
1976						
PRIOR YEARS						
SUBTOTAL 13	20-12	17,000,000		9,000,000		4,400,000

FURTHER AT END OF CHAPTER

GENERAL FUND ACCOUNTS



TRANSFER TO: FEDERAL PUBLIC WORKS, PROGRESS, ECONOMIC DEVELOPMENT ADMINISTRATION, FUND RESOURCES: UNDISBURSED FUNDS	1977-74 13	2052							1,574,830,000.00	2,700,500.00
	1979	1977								
AGRICULTURE, SOIL CONSERVATION SERVICE	1977 12 13	2052	10						35,000,000.00	47,900,000.00
	1977 14 13	2052	20							
INTERIOR, INDIAN AFFAIRS ENVIRONMENTAL PROTECTION AGENCY TRANSPORTATION, FEDERAL HIGHWAY ADMINISTRATION	1977 08 13	2052							1,025,000,000.00	2,700,500.00
	1977 09 13	2052	5							
TRANSPORTATION, FEDERAL AVIATION ADMINISTRATION	1977 09 13	2052	13							
	1977 12 13	2052	2							
HEALTH, EDUCATION, AND WELFARE OFFICE OF EDUCATION	1977 05 13	2052	7							
	1977 07 13	2052								
HEALTH, EDUCATION, AND WELFARE HEALTH RESOURCES ADMINISTRATION HEALTH, EDUCATION, AND WELFARE ALCOHOL, DRUG ABUSE, AND MENTAL HEALTH ADMINISTRATION	1977 05 13	2052	13							
ACCOUNTS RECEIVABLE										
FUND EQUITIES:										
UNOBLIGATED BALANCE										
ACCOUNTS PAYABLE										
UNDELIVERED ORDERS										
SUBTOTAL 13	05									
DOCUMENT ASSISTANCE PROGRAM										
ECONOMIC DEVELOPMENT ADMINISTRATION										
FUND RESOURCES:										
UNDISBURSED FUNDS										
UNDELIVERED ORDERS										
SUBTOTAL 13	2063									
ADMINISTRATION OF ECONOMIC DEVELOPMENT ASSISTANCE PROGRAMS, ECONOMIC DEVELOPMENT ADMINISTRATION										
FUND RESOURCES:										
UNDISBURSED FUNDS										
ACCOUNTS RECEIVABLE										
FUND EQUITIES:										
UNOBLIGATED BALANCE										
ACCOUNTS PAYABLE										
UNDELIVERED ORDERS										
SUBTOTAL 13	0125									
OPERATIONS AND ADMINISTRATION, ECONOMIC DEVELOPMENT ADMINISTRATION										
FUND RESOURCES:										
UNDISBURSED FUNDS										
ACCOUNTS RECEIVABLE										
FUND EQUITIES:										
UNOBLIGATED BALANCE										
ACCOUNTS PAYABLE										
UNDELIVERED ORDERS										
SUBTOTAL 13	0126									
FINANCIAL AND TECHNICAL ASSISTANCE, TRADE ADJUSTMENT ASSISTANCE										
FUND RESOURCES:										
UNDISBURSED FUNDS										
ACCOUNTS RECEIVABLE										
FUND EQUITIES:										
UNOBLIGATED BALANCE										
UNDELIVERED ORDERS										
SUBTOTAL 13	1210									
JUNIOR OPPORTUNITIES PROGRAM, ECONOMIC DEVELOPMENT ADMINISTRATION, COMMERCE										
FUND RESOURCES:										
UNDISBURSED FUNDS										
TRANSFER TO: OFFICE OF THE SECRETARY, MARITIME ADMINISTRATION, 1975-5-DECEMBER 31, 1975-5-DECEMBER 31, PRIOR YEARS										
AGRICULTURE, OFFICE OF THE SECRETARY										
AGRICULTURE, SOIL CONSERVATION SERVICE										
INTERIOR, HERITAGE CONSERVATION AND RECREATION SERVICE 1975-5-DECEMBER 31, PRIOR YEARS										

UNITED STATES GOVERNMENT PRINTING OFFICE: 1975 O 412-111





Appropriations, Outlays, and Balances - Continued

Appropriation or Fund Account Title	Period of availability	Account symbol		Balances beginning of fiscal year	Appropriations and other obligations authority	Transfers, borrowings, and investments (net)	Outlays (net)	Balances withdrawn and other transactions	Balances end of fiscal year
		Dept. Reg.	Account Tr. No. From						
ECONOMIC DEVELOPMENT ASSISTANCE-CONTINUED									
REGIONAL ACTION PLANNING COMMISSIONS-CONTINUED									
TRUST FUND ACCOUNTS-CONTINUED									
SPECIAL STUDIES, SERVICES AND PROJECTS, ECONOMIC DEVELOPMENT ADMINISTRATION FUND RESOURCES:	NO YEAR 13	13	5537	\$1,201.75					\$1,201.75
UNDISBURSED FUNDS				-1,201.75					-1,201.75
FUND EQUITIES:				-0-					-0-
OBLIGATED BALANCE									
SUBTOTAL	13		5537						
TOTAL, REGIONAL ACTION PLANNING COMMISSIONS					\$108,749,195.32	-5,835.00	\$107,147,037.51	\$5,558,292.81	
TOTAL, ECONOMIC DEVELOPMENT ASSISTANCE					634,822,195.32	-1,365.00	3,631,167,962.09	-2,996,347,631.77	
PROMOTION OF INDUSTRY AND COMMERCE									
INDUSTRY AND TRADE ADMINISTRATION									
GENERAL FUND ACCOUNTS									
OPERATIONS AND ADMINISTRATION, INDUSTRY AND TRADE ADMINISTRATION FUND RESOURCES:	NO YEAR 13	13	1250	5,387,989.07	69,020,000.00	-113,000.00	65,337,093.25		5,757,890.82
UNDISBURSED FUNDS	1978				346,000.00		285,515.70		60,484.30
PRIOR YEARS				5,644.69			1,951.21		67,550.00
ACCOUNTS RECEIVABLE UNFILLED CUSTOMER ORDERS				10,492,709.23					11,314,360.20
FUND EQUITIES:									775,178.60
OBLIGATED BALANCE				-720,363.78					-1,227,311.95
ACCOUNTS PAYABLE				-13,066,790.54					-16,460,398.23
UNDELIVERED ORDERS				-2,099,188.67					-3,219,653.74
SUBTOTAL	13		1250	-0-	69,366,000.00	-113,000.00	65,840,565.16	3,412,434.84	-0-
TOTAL, INDUSTRY AND TRADE ADMINISTRATION					919,582.69		856,376.90	-26,694.32	1,127,123.04
SPECIAL STUDIES, SERVICES AND PROJECTS, DOMESTIC AND INTERNATIONAL BUSINESS FUND RESOURCES:	NO YEAR 13	13	8514	1,123,917.25					26,694.32
UNDISBURSED FUNDS									
ACCOUNTS RECEIVABLE				-1,000,849.01					-986,906.66
FUND EQUITIES:				-8,690.94					-167,631.55
OBLIGATED BALANCE				-33,377.30					-59,279.15
ACCOUNTS PAYABLE				-0-					-0-
UNDELIVERED ORDERS					919,582.69		856,376.90	63,205.79	
SUBTOTAL	13		8514						
TOTAL, INDUSTRY AND TRADE ADMINISTRATION	NO YEAR 13	13	8580	2,736,753.85	4,575,013.21		5,590,491.61	3,563.52	1,721,275.45
UNDISBURSED FUNDS				31,853.22					29,289.70
ACCOUNTS RECEIVABLE				-1,796,352.14					-710,803.55
FUND EQUITIES:				-61,352.54					-32,032.73
OBLIGATED BALANCE				-910,902.59					-1,000,728.87
ACCOUNTS PAYABLE				-0-					-0-
UNDELIVERED ORDERS					4,575,013.21		5,590,491.61	-1,015,478.40	
SUBTOTAL	13		8580						
TOTAL, INDUSTRY AND TRADE ADMINISTRATION					74,860,595.90	-113,000.00	72,287,433.67	2,460,162.23	

MINORITY BUSINESS ENTERPRISE

GENERAL FUND ACCOUNTS									
MINORITY BUSINESS DEVELOPMENT, MINORITY BUSINESS ENTERPRISE:									
FUND RESOURCES:									
UNDISBURSED FUNDS	NO YEAR 13	0201							
	1978								
	1977								
	1976								
PRIOR YEARS									
ACCOUNTS RECEIVABLE			38,535,000.00						
FUND EQUITIES:			10,562,000.00						
UNOBLIGATED BALANCE									
ACCOUNTS PAYABLE									
UNDELIVERED ORDERS									
TOTAL, MINORITY BUSINESS ENTERPRISE			49,397,000.00						

UNITED STATES TRAVEL SERVICE									
GENERAL FUND ACCOUNTS									
SALARIES AND EXPENSES, UNITED STATES TRAVEL SERVICE									
FUND RESOURCES:									
UNDISBURSED FUNDS	1978 '13	0700							
	1977								
	1974								
PRIOR YEARS									
ACCOUNTS RECEIVABLE			14,364,000.00						
FUND EQUITIES:									
UNOBLIGATED BALANCE									
ACCOUNTS PAYABLE									
UNDELIVERED ORDERS									
TOTAL, UNITED STATES TRAVEL SERVICE			14,364,000.00						

INTRAGOVERNMENTAL FUNDS									
CONSOLIDATED WORKING FUND, COMMERCE, UNITED STATES TRAVEL SERVICE									
FUND RESOURCES:									
UNDISBURSED FUNDS	1978 '13	1907							
	1977								
PRIOR YEARS									
ACCOUNTS RECEIVABLE			8,963.16						
FUND EQUITIES:									
UNOBLIGATED BALANCE									
ACCOUNTS PAYABLE									
UNDELIVERED ORDERS									
TOTAL, UNITED STATES TRAVEL SERVICE			8,963.16						

TOTAL, UNITED STATES TRAVEL SERVICE									
TOTAL, PROMOTION OF INDUSTRY AND COMMERCE									
			14,372,963.16						
			10,562,000.00						
			14,364,000.00						
			8,963.16						
			14,397,926.32						
			140,563,855.90						
			112,000.00						
			2,055,257.13						

FOOTNOTES AT END OF CHAPTER

277-816 O - 79 - 14





PROMOTE AND DEVELOPE FISHERY PRODUCTS AND RESEARCH PERTAINING TO AMERICAN FISHERIES, NATIONAL OCEANIC AND ATMOSPHERIC ADMINISTRATION FUND RESOURCES:

PUBLIC ENTERPRISE FUNDS

FISHERIES LOAN FUND, NATIONAL OCEANIC AND ATMOSPHERIC ADMINISTRATION FUND RESOURCES:

FISHERMEN'S GUARANTEE FUND, NATIONAL OCEANIC AND ATMOSPHERIC ADMINISTRATION FUND RESOURCES:

COASTAL ENERGY IMPACT FUND, NATIONAL OCEANIC AND ATMOSPHERIC ADMINISTRATION FUND RESOURCES:

FEDERAL SHIP FINANCING FUND, FISHING VESSELS, NATIONAL OCEANIC AND ATMOSPHERIC ADMINISTRATION FUND RESOURCES:

INTRAGOVERNMENTAL FUNDS

CONSOLIDATED WORKING FUND, COMMERCE, NATIONAL OCEANIC AND ATMOSPHERIC ADMINISTRATION FUND RESOURCES:

UNDISBURSED FUNDS	NJ YEAR 13	5139	5,114,350.41	12,984,035.00		6,600,144.89		11,490,240.52
ACCOUNTS RECEIVABLE			36,669.85				32,805.92	3,853.93
FUND EQUITIES:								
UNOBLIGATED BALANCE			-2,228,931.05				3,154,927.28	-5,442,358.93
ACCOUNTS PAYABLE			-525,296.32				1,444,859.79	-1,940,240.11
UNDELIVERED ORDERS			-2,296,702.20				1,774,203.17	-4,071,000.41
			-0-				6,375,990.11	-0-
	SUBTOTAL 13	5139		12,984,035.00		6,600,144.89		
UNDISBURSED FUNDS	1957-80 13	4217	5,116,488.01			-113,758.67		5,830,247.58
ACCOUNTS RECEIVABLE			12,306.07				5,364.74	6,941.33
FUND EQUITIES:								
UNOBLIGATED BALANCE			-5,728,794.98				108,393.92	-5,837,188.91
			-0-				113,758.67	-0-
	SUBTOTAL 13	4317				-113,758.67		
UNDISBURSED FUNDS	NO YEAR 13	4318	821,964.25			-279,051.22		1,101,015.47
FUND EQUITIES:								
UNOBLIGATED BALANCE			-783,279.51				212,413.16	-1,100,552.67
ACCOUNTS PAYABLE			-33,684.74				-35,251.94	-322.80
			-0-				279,051.22	-0-
	SUBTOTAL 13	4318				-279,051.22		
UNDISBURSED FUNDS	NO YEAR 13	4315	115,000,000.00	115,000,000.00		33,678.02		229,617,321.98
ACCOUNTS RECEIVABLE							-166,154.70	166,154.70
FUND EQUITIES:								
UNOBLIGATED BALANCE			-114,640,114.00				49,223,172.00	-163,863,286.00
ACCOUNTS PAYABLE			-8,022.00				1,239,638.42	-1,247,720.42
UNDELIVERED ORDERS			-351,864.00				54,370,615.26	-64,672,400.26
			-0-				114,617,321.98	-0-
	SUBTOTAL 13	4315		115,000,000.00		33,678.02		
UNDISBURSED FUNDS	NO YEAR 13	4417	9,213.38		-190,000.00	-291,576.73		110,750.11
INVESTMENTS IN PUBLIC DEBT SECURITIES			1,435,000.00		190,000.00			1,625,000.00
ACCOUNTS RECEIVABLE			11,417.02				-14,925.10	6,342.12
FUND EQUITIES:								
UNOBLIGATED BALANCE			-1,408,656.93				255,706.94	-1,152,949.99
ACCOUNTS PAYABLE			-46,465.97				51,053.59	-47,519.56
UNDELIVERED ORDERS			-507.50				-251.75	-244.75
			-0-				291,576.73	-0-
	SUBTOTAL 13	4417				-291,576.73		
UNDISBURSED FUNDS	NO YEAR 13	3914	6,854,132.21			-1,754,045.61		8,608,978.72
1978						-45,741.93		45,741.99
1977			354,335.47			161,270.95		193,064.52
1976			33,358.50			20,535.57		
PRIOR YEARS			37,581.92		-12,022.93	24,277.51		6,127.34
ACCOUNTS RECEIVABLE			476,105.32				-255,710.33	711,815.65
UNFILLED CUSTOMER ORDERS			2,193,470.42				-3,370,480.15	5,503,950.57
FUND EQUITIES:								
ACCOUNTS PAYABLE			-7,755,513.42				2,254,214.80	-10,009,728.22
UNDELIVERED ORDERS			-2,193,470.42				3,370,480.15	-5,503,950.57
			-0-				1,998,504.47	-0-
	SUBTOTAL 13	3914				-1,998,504.47		

Appropriations, Outlays, and Balances - Continued

Appropriation or Fund Account		Account symbol			Balances beginning of fiscal year	Appropriations and other obligatory authority <sup>1/</sup>	Transfers, borrowings, and investments (net) <sup>2/</sup>	Outlays (net)	Balances withdrawn and other transactions <sup>3/</sup>	Balances end of fiscal year <sup>4/</sup>
Title	Period of availability	Dept. Reg.	Account No.	Sub. No.						
SCIENCE AND TECHNOLOGY-CONTINUED										
NATIONAL OCEANIC AND ATMOSPHERIC ADMINISTRATION-CONTINUED										
TRUST FUND ACCOUNTS										
INSPECTION AND GRADING OF FISHERY PRODUCTS, NATIONAL OCEANIC AND ATMOSPHERIC ADMINISTRATION										
FUND RESOURCES:										
UNDISBURSED FUNDS	NJ YEAR 13		8219		\$24,896.59	\$1,942,050.71		\$1,958,724.52		\$3,227.78
ACCOUNTS RECEIVABLE					253,059.37			\$94,599.23		343,059.60
FUND EQUITIES:										
UNOBLIGATED BALANCE					-173,128.80				-152,646.74	-33,480.46
ACCOUNTS PAYABLE					-60,837.63			252,119.00		-332,456.63
UNDELIVERED ORDERS					-43,489.51				-34,245.24	-9,844.29
SUBTOTAL 13			8219		-0-	1,942,050.71		1,958,724.52	-16,673.81	-0-
SPECIAL STUDIES, SERVICES AND PROJECTS, NATIONAL OCEANIC AND ATMOSPHERIC ADMINISTRATION										
FUND RESOURCES:										
UNDISBURSED FUNDS	NJ YEAR 13		8545		1,886,498.06	8,896,369.36		9,257,781.49		1,505,081.93
ACCOUNTS RECEIVABLE					1,119,763.38				-56,110.66	1,165,924.04
FUND EQUITIES:										
UNOBLIGATED BALANCE					-791,834.72				-159,012.23	-632,812.49
ACCOUNTS PAYABLE					-1,572,807.28				-161,212.25	-1,734,019.53
UNDELIVERED ORDERS					-641,619.44				24,919.01	-666,558.45
SUBTOTAL 13			8545		-0-	8,896,369.36		9,257,781.49	-361,416.13	-0-
TOTAL, NATIONAL OCEANIC AND ATMOSPHERIC ADMINISTRATION . . . . .						833,131,455.07		682,115,560.55	151,015,994.52	
NATIONAL FIRE PREVENTION AND CONTROL ADMINISTRATION										
GENERAL FUND ACCOUNTS										
OPERATIONS, RESEARCH, AND ADMINISTRATION, NATIONAL FIRE PREVENTION AND CONTROL ADMINISTRATION										
FUND RESOURCES:										
UNDISBURSED FUNDS	NJ YEAR 13		0300		3,733,258.20	14,198,000.00		13,369,826.81		4,561,431.39
ACCOUNTS RECEIVABLE					1,234,291.30				-388,945.57	1,623,236.87
UNFILLED CUSTOMER ORDERS									-274,786.25	224,786.25
FUND EQUITIES:										
UNOBLIGATED BALANCE					-571,121.29				14,825.93	-595,947.22
ACCOUNTS PAYABLE					-312,530.06				50,422.50	-393,012.96
UNDELIVERED ORDERS					-4,083,898.15				1,346,526.18	-5,420,494.33
SUBTOTAL 13			0800		-0-	14,198,000.00		13,369,826.81	828,173.19	-0-
FACILITIES, NATIONAL FIRE PREVENTION AND CONTROL ADMINISTRATION										
FUND RESOURCES:										
UNDISBURSED FUNDS	1978-80 13		0801			6,150,000.00				6,150,000.00
	1977-79				250,000.00					250,000.00
FUND EQUITIES:										
UNOBLIGATED BALANCE					-250,000.00				5,150,000.00	-6,400,000.00
SUBTOTAL 13			0801		-0-	6,150,000.00			6,150,000.00	-0-
TOTAL, NATIONAL FIRE PREVENTION AND CONTROL ADMINISTRATION . . . . .						20,348,000.00		13,369,826.81	6,978,173.19	

PATENT AND TRADEMARK OFFICE

GENERAL FUND ACCOUNTS

SALARIES AND EXPENSES, PATENT AND TRADEMARK OFFICE

FUND RESOURCES:

UNDISBURSED FUNDS

1006 1006  
1977  
1976

ACCOUNTS RECEIVABLE  
FUND EQUITIES:  
ACCOUNTS PAYABLE  
UNDELIVERED ORDERS

9,214,313.95  
569,208.80  
54,178.59  
267,825.84

54,321,000.00

106,818.53  
31,422.70  
46,644.02  
1,137,944.71  
1,137,863  
-120,241.12

10,170,543.52  
1,558,138.25

SUBTOTAL 13 1006

54,321,000.00

91,763,304.38

-5,918,733.50  
-6,703,646.64  
-0-

TOTAL, PATENT AND TRADEMARK OFFICE

2,557,695.62

SCIENCE AND TECHNICAL RESEARCH

GENERAL FUND ACCOUNTS

SCIENCE AND TECHNICAL RESEARCH SERVICES, SCIENCE AND TECHNICAL RESEARCH

FUND RESOURCES:

UNDISBURSED FUNDS

TRANSFER, TR

GENERAL SERVICES ADMINISTRATION

ACCOUNTS RECEIVABLE

FUND EQUITIES:  
UNOBLIGATED BALANCE

ACCOUNTS PAYABLE

UNDELIVERED ORDERS

0500 0500  
NO YEAR 13

20,962,109.24

72,496,595.87

21,462,190.06

NO YEAR 47 13 0500

5,317.15  
252,568.40

24,104.62

5,317.15  
228,374.78

SUBTOTAL 13 0500

-2,017,533.61  
-7,926,303.81  
-170,345,710.37  
-0-

787,312.65  
-349,052.81  
387,466.37  
819,880.82

-2,774,354.46  
-7,997,810.79  
-11,333,176.74  
-0-

RESEARCH AND TECHNICAL SERVICES, NATIONAL BUREAU OF STANDARDS

FUND RESOURCES:

UNDISBURSED FUNDS

ACCOUNTS RECEIVABLE

UNDELIVERED ORDERS

0651 0651  
PRIOR YEARS 13

49,470.15

506.00

42,282.00

SUBTOTAL 13 0651

-506.00  
-48,914.25  
-0-

-506.00  
-6,632.25  
-506.00

-506.00  
-47,287.00  
-0-

CONSTRUCTION OF FACILITIES, NATIONAL BUREAU OF STANDARDS

FUND RESOURCES:

UNDISBURSED FUNDS

FUND EQUITIES:

UNOBLIGATED BALANCE

ACCOUNTS PAYABLE

UNDELIVERED ORDERS

0653 0653  
NO YEAR 13

126,423.15

33,366.21

52,556.94

SUBTOTAL 13 0653

-123,730.30  
-2,667.25  
-25.00  
-0-

-33,243.68  
-1,749.43  
6,106.70  
-33,866.21

-85,487.42  
-937.62  
-6,131.87  
-0-

INTRAGovernmental FUNDS

WORKING CAPITAL FUNDS, NATIONAL BUREAU OF STANDARDS

FUND RESOURCES:

UNDISBURSED FUNDS

ACCOUNTS RECEIVABLE

UNFILLED CUSTOMER ORDERS

FUND EQUITIES:  
UNOBLIGATED BALANCE

ACCOUNTS PAYABLE

UNDELIVERED ORDERS

4650 4650  
NO YEAR 13

21,445,204.62  
17,650,521.32  
31,484,466.82

4,200,457.70

20,577,768.92

SUBTOTAL 13 4650

-4,514,442.01  
-63,310,350.68  
-13,549,818.77  
-0-

6,120,513.10  
206,704.40  
2,470,377.15  
-877,457.70

-10,635,255.11  
-42,516,554.68  
-26,195,159.12  
-0-

Appropriations, Outlays, and Balances - Continued

Appropriation or Fund Account		Account symbol			Balances beginning of fiscal year	Appropriations and other obligatory authority 1/	Transfers, borrowings, and investments (net) 2/	Outlays (net)	Balances withdrawn and other transactions 3/	Balances end of fiscal year 4/	
Title	Period of availability	Dept. Reg.	Tr. From	Account No.							Sub. No.
SCIENCE AND TECHNOLOGY-CONTINUED											
SCIENCE AND TECHNICAL RESEARCH-CONTINUED											
INTRAGOVERNMENTAL FUNDS-CONTINUED											
CONSOLIDATED WORKING FUND, COMMERCE, SCIENCE AND TECHNICAL RESEARCH											
FUND RESOURCES:											
UNDISBURSED FUNDS	NO YEAR 13			3950		\$5,452,240.70		\$973,407.20		\$4,478,833.50	
ACCOUNTS RECEIVABLE						1,117,126.95			\$150,762.89	956,364.06	
UNFILLED CUSTOMER ORDERS						864,477.36			1,552,335.80	-687,658.44	
FUND EQUITIES:											
UNOBLIGATED BALANCE						-508,471.14			35,309.81	-643,779.95	
ACCOUNTS PAYABLE						-3,182,750.53			-973,407.20	-2,209,341.33	
UNDELIVERED ORDERS						-3,642,623.34			-1,743,407.50	-1,894,215.84	
	SUBTOTAL 13			3950		-0-		973,407.20	-973,407.20	-0-	
TRUST FUND ACCOUNTS											
INFORMATION PRODUCTS AND SERVICES, NATIONAL TECHNICAL INFORMATION SERVICE											
FUND RESOURCES:											
UNDISBURSED FUNDS	NO YEAR 13			8546		5,320,735.92	\$18,272,616.30		18,442,465.81	5,150,886.41	
FUND EQUITIES:											
UNOBLIGATED BALANCE						-316,397.91			218,459.52	-534,857.43	
ACCOUNTS PAYABLE						-3,730,806.43			-473,277.96	-3,255,528.47	
UNDELIVERED ORDERS						-1,273,531.58			86,968.93	-1,360,500.51	
	SUBTOTAL 13			8546		-0-	18,272,616.30		-169,849.51	-0-	
TOTAL, SCIENCE AND TECHNICAL RESEARCH . . . . .							95,732,963.30	-925,893.31	96,027,297.79	-1,230,207.80	
NATIONAL TELECOMMUNICATIONS AND INFORMATION ADMINISTRATION											
GENERAL FUND ACCOUNTS											
SALARIES AND EXPENSES, NATIONAL TELECOMMUNICATIONS AND INFORMATION ADMINISTRATION											
FUND RESOURCES:											
UNDISBURSED FUNDS	NO YEAR 13			0550			3,470,000.00	995,371.94	643,735.20	3,812,136.74	
	1978						4,360,785.24		3,343,043.98	1,017,741.26	
	1977							154,227.01	15,568.78	36,945.87	
	1976							872,855.86	2,369.00		
	PRIOR YEARS							14,572.66		14,572.66	
FUND EQUITIES:											
UNOBLIGATED BALANCE									3,469,875.09	10/-3,468,875.09	
ACCOUNTS PAYABLE									753,902.53	-753,902.53	
UNDELIVERED ORDERS									658,618.91	-658,618.91	
	SUBTOTAL 13			0550		-0-	7,830,785.24	1,157,577.47	4,004,710.96	4,983,595.75	
TOTAL, NATIONAL TELECOMMUNICATIONS AND INFORMATION ADMINISTRATION . . . . .							7,830,785.24	1,157,577.47	4,004,710.96	4,983,595.75	
TOTAL, SCIENCE AND TECHNOLOGY . . . . .							1,051,364,223.61	221,534.16	887,280,706.49	164,305,151.28	

CLEAN SHIPPING		MARITIME ADMINISTRATION		GENERAL FUND ACCOUNTS		SHIP CONSTRUCTION, MARITIME ADMINISTRATION		FUND RESOURCES:		UNDISBURSED FUNDS		ACCOUNTS RECEIVABLE		FUND EQUITIES:		UNOBLIGATED BALANCE		ACCOUNTS PAYABLE		UNDELIVERED ORDERS	
NO YEAR 13	1708	576,903,700.83	135,000,000.00	156,657,245.96	-	-	-	-	-	-	-	-	-	-	-	-	-	-	-	-	-
SUBTOTAL 13		878,330.30	-	-	-	-	-	-	-	-	-	-	-	-	-	-	-	-	-	-	-
NO YEAR 13	1709	-29,144,322.00	-	-	-	-	-	-	-	-	-	-	-	-	-	-	-	-	-	-	-
NO YEAR 13	1709	41,408,622.29	11,672,290,892.00	303,193,574.14	-	-	-	-	-	-	-	-	-	-	-	-	-	-	-	-	-
SUBTOTAL 13		-45,635,167.16	284,709,108.00	303,193,574.14	-	-	-	-	-	-	-	-	-	-	-	-	-	-	-	-	-
NO YEAR 13	1716	31,215,371.60	18,325,000.00	17,225,825.36	-	-	-	-	-	-	-	-	-	-	-	-	-	-	-	-	-
SUBTOTAL 13		2,347.32	-	-	-	-	-	-	-	-	-	-	-	-	-	-	-	-	-	-	-
NO YEAR 13	1750	11,003,751.73	56,044,000.00	55,000,406.43	-	-	-	-	-	-	-	-	-	-	-	-	-	-	-	-	-
SUBTOTAL 13		544,490.54	-	-	-	-	-	-	-	-	-	-	-	-	-	-	-	-	-	-	-
NO YEAR 13	1750	-234,899.20	-	-	-	-	-	-	-	-	-	-	-	-	-	-	-	-	-	-	-
NO YEAR 13	1750	-1,613,074.36	-	-	-	-	-	-	-	-	-	-	-	-	-	-	-	-	-	-	-
SUBTOTAL 13		-9,700,268.71	56,044,000.00	55,000,406.43	-	-	-	-	-	-	-	-	-	-	-	-	-	-	-	-	-
PUBLIC ENTERPRISE FUNDS																					
FEDERAL SHIP FINANCING FUND, REVOLVING FUND, MARITIME ADMINISTRATION																					
NO YEAR 13	4301	350,369.81	-	66,302,870.04	-	-	-	-	-	-	-	-	-	-	-	-	-	-	-	-	-
SUBTOTAL 13		129,869,000.00	-	-	-	-	-	-	-	-	-	-	-	-	-	-	-	-	-	-	-
NO YEAR 13	4301	5,731,009.43	-	-	-	-	-	-	-	-	-	-	-	-	-	-	-	-	-	-	-
SUBTOTAL 13		-113,059,801.57	-	-	-	-	-	-	-	-	-	-	-	-	-	-	-	-	-	-	-
NO YEAR 13	4303	15,513,466.35	-	-	-	-	-	-	-	-	-	-	-	-	-	-	-	-	-	-	-
SUBTOTAL 13		1,071,753.00	-	-	-	-	-	-	-	-	-	-	-	-	-	-	-	-	-	-	-
NO YEAR 13	4303	-10,354,679.00	-	-	-	-	-	-	-	-	-	-	-	-	-	-	-	-	-	-	-
SUBTOTAL 13		-657,807.98	-	-	-	-	-	-	-	-	-	-	-	-	-	-	-	-	-	-	-
NO YEAR 13	4307	7,306,000.00	-	-	-	-	-	-	-	-	-	-	-	-	-	-	-	-	-	-	-
SUBTOTAL 13		118,643.88	-	-	-	-	-	-	-	-	-	-	-	-	-	-	-	-	-	-	-
NO YEAR 13	4307	-7,990,960.53	-	-	-	-	-	-	-	-	-	-	-	-	-	-	-	-	-	-	-
SUBTOTAL 13		-43,158.82	-	-	-	-	-	-	-	-	-	-	-	-	-	-	-	-	-	-	-

Appropriations, Outlays, and Balances - Continued

Appropriation or Fund Account Title	Period of availability	Account symbol			Balances beginning of fiscal year	Appropriations and other obligatory authority	Transfers, borrowings, and investments (net)	Outlays (net)	Balances withdrawn and other transactions	Balances end of fiscal year
		Dept. Reg.	Account Tr. No.	Sub. No.						
OCEAN SHIPPING--CONTINUED										
MARITIME ADMINISTRATION--CONTINUED										
INTRAGOVERNMENTAL FUNDS										
COUNCIL DATED WORKING FUND, COMMERCE, MARITIME ADMINISTRATION FUND RESOURCES: UNDISBURSED FUNDS	NO YEAR 13 1978 1977 1976 P.L.U.R. YEARS	13	3917		\$518,976.53 4,000,811.49 152,000.00 -	-	-37,457.75 -4,041,621.06 -33,955.25 5,909.01	-	-	\$549,374.34 4,007,627.06 61,943.23 -
ACCOUNTS RECEIVABLE FUND EQUITIES: UNOBLIGATED BALANCE ACCOUNTS PAYABLE UNDELIVERED ORDERS					-138,029.08 -712.00 -6,472,946.99 -	-	-	65,425.53 432,721.53 -219,173.10 -83,306.43	-	-2,3468.00 -500,432.53 -4,970,727.69 -
TRUST FUND ACCOUNTS										
SPECIAL STUDIES, SERVICES AND PROJECTS, MARITIME ADMINISTRATION										
FUND RESOURCES: UNDISBURSED FUNDS ACCOUNTS RECEIVABLE FUND EQUITIES: UNOBLIGATED BALANCE UNDELIVERED ORDERS	NO YEAR 13 SUBTOTAL 13	13	8547		233,683.27 -18,875.00 -214,408.27 -	\$513,253.48	4,034,001	-70,000.00	-	339,631.74 30,000.00 -
TOTAL, MARITIME ADMINISTRATION					454,591,401.48		599,769,812.22	-103,637,322.74		
TOTAL, OCEAN SHIPPING					494,591,401.48		599,769,812.22	-103,637,322.74		
DEDUCTIONS FOR OFFSETTING RECEIPTS <sup>13/</sup>										
PROPRIETARY RECEIPTS FROM THE PUBLIC										
INTRABUDGETARY TRANSACTIONS										
TOTAL					-118,791,104.76		-118,791,104.76			
TOTAL, DEPARTMENT OF COMMERCE					-46,178,750.15		-46,178,750.15			
TOTAL					-164,969,854.91		-164,969,854.91			
TOTAL, DEPARTMENT OF COMMERCE					2,328,298,677.76	108,536.16	5,252,159,411.13	-2,923,751,949.21		

**Appropriations, Outlays, and Balances - Continued**

- 1 The amounts in this column, unless otherwise footnoted, represent appropriations, increases in borrowing authority or new contract authority. Appropriation accounts with appropriation transfer activity are presented in Table 1 (Appropriations and appropriation transfers) at the end of the chapter. For further detail on appropriations, increases in borrowing authority and new contract authority; see Tables 1, 2 and 6 respectively in Part Four - Information Tables.
- 2 For detail of transfer activity by account see Table 2 (Transfers - Other than Appropriation Transfers) at end of chapter. Amounts not appearing in Table 2, unless otherwise footnoted, represent transfers of obligated balances from lapsed appropriations to merged prior-year accounts pursuant to 31 U.S.C. 701, borrowings (net) or investments (net).
- 3 The amounts in this column, unless otherwise footnoted, represent unobligated balances withdrawn or restored pursuant to 31 U.S.C. 701 and changes in unfilled customer orders, accounts receivable, accounts payable, undelivered orders and unobligated balances.

- 4 Unobligated balance represents no-year or unexpired multiple-year account unless otherwise footnoted.
- 5 Excess of receivables over gross unpaid obligations.
- 6 Subject to disposition by the administrative agency.
- 7 Includes \$809,036.21 excess of receivables over gross unpaid obligations.
- 8 Transfer of obligated balance from lapsed appropriation to merged prior-year account pursuant to 31 U.S.C. 701.

<u>Account</u>	<u>Amount</u>
135/62051	\$3,869,143.10
59-135/62051	79,620.00
86-135/62051	1,858,524.80
1360550	14,572.66

- 9 Includes \$1.87 that is unobligated - unavailable.
- 10 Includes \$15,047.85 that is unobligated - unavailable.
- 11 Represents:  
     New contract authority-----\$284,709,108.00  
     Appropriations to liquidate-----352,000,000.00
- 12 For further detail see Table 6 - Part Four - Information Tables.
- 13 For detail by account see Table B - "Receipts by Organizational Unit."



TABLE 1 - APPROPRIATIONS AND APPROPRIATION TRANSFERS

Account Symbol	Net Appropriations and Appropriation Transfers	Appropriation Amount *	Net Appropriation Transfers	Detail of Appropriation Transfers		
				Accounts Involved	Amount From, Or To (-)	Citation of Law
1380120	\$21,877,633.00	\$17,250,000.00	\$4,627,633.00	1180300	\$673,000.00	31 USC 581c
				1380201	1,303,000.00	15 USC 1501
				1380401	71,000.00	15 USC 1501
				13X0450	282,000.00	15 USC 1501
				13X0500	89,633.00	15 USC 1501
				1380700	50,000.00	15 USC 1501
				13X0800	1,000.00	15 USC 1501
				1381006	39,000.00	15 USC 1501
				13X1250	1,663,000.00	15 USC 1501
				1381250	-346,000.00	15 USC 1501
				13X1450	385,000.00	15 USC 1501
				13X1451	42,000.00	15 USC 1501
				1381500	169,000.00	15 USC 1501
				13X1750	206,000.00	15 USC 1501
1380401	47,614,000.00	47,685,000.00	-71,000.00	1380120	-71,000.00	15 USC 1501
13X0450	82,848,000.00	83,130,000.00	-282,000.00	1380120	-282,000.00	15 USC 1501
1381500	14,110,000.00	14,279,000.00	-169,000.00	1380120	-169,000.00	15 USC 1501
13X1250	69,020,000.00	71,852,000.00	-2,832,000.00	1380120	-1,663,000.00	15 USC 1501
				89X0203	-1,169,000.00	91 STAT. 581
1381250	346,000.00		346,000.00	1380120	346,000.00	15 USC 1501
1380201	10,962,000.00	12,265,000.00	-1,303,000.00	1380120	-1,303,000.00	15 USC 1501
1380700	14,364,000.00	14,414,000.00	-50,000.00	1380120	-50,000.00	15 USC 1501
13X1450	627,142,127.42	627,527,127.42	-385,000.00	1380120	-385,000.00	15 USC 1501
13X1451	50,880,000.00	50,892,000.00	-42,000.00	1380120	-42,000.00	15 USC 1501
13X5139	12,984,035.00		12,984,035.00	12X5209	12,984,035.00	15 USC 713c-3
13X0800	14,198,000.00	14,199,000.00	-1,000.00	1380120	-1,000.00	15 USC 1501
1381006	94,321,000.00	94,360,000.00	-39,000.00	1380120	-39,000.00	15 USC 1501
13X0500	74,252,367.00	77,550,000.00	-3,297,633.00	1380120	-89,633.00	15 USC 1501
				13X4650	-3,208,000.00	92 STAT. 540,55
13X4650	3,208,000.00		3,208,000.00	13X0500	3,208,000.00	92 STAT. 540,55
1380550	4,360,785.24		4,360,785.24	1180601	4,360,785.24	31 USC 581c
13X1750	56,044,000.00	56,250,000.00	-206,000.00	1380120	-206,000.00	15 USC 1501
TOTAL	\$1,192,598,947.66	\$1,175,748,127.42	\$16,848,820.24		\$16,848,820.24	

\*Appropriations to accounts which did not have appropriation transfer activity during the fiscal year are not included in this table.

TABLE 2 - TRANSFERS (OTHER THAN APPROPRIATION TRANSFERS - TABLE 1)

Account Symbol	Net Transfers	Details of Transfers			Citation of Law
		Accounts Involved	Amount From Or To (-)	Amount From Or To (-)	
1380120	\$1,865.00	13X2100	\$1,865.00	15 USC 1501	
13X0160	-150,000.00	49-13X0160	-150,000.00	7 USC 1701,1704	
49-13X0160	150,000.00	13X0160	150,000.00	7 USC 1701,1704	
1382050	-2,530,500.00	12-1382050(20)	-1,887,500.00	42 USC 3218	
		68-1382050	-600,000.00	42 USC 3218	
		96-1382050	-43,000.00	90 STAT. 2943	
12-1382050(20)	1,887,500.00	1382050	1,887,500.00	42 USC 3218	
68-1382050	600,000.00	1382050	600,000.00	42 USC 3218	
96-1382050	43,000.00	1382050	43,000.00	90 STAT. 2943	
1372052	-48,715,128.00	12-1372052(10)	-25,914.00	90 STAT. 999	
		69-1372052	-28,558,888.00	90 STAT. 999	
		69-1372052(05)	-13,596,110.00	90 STAT. 999	
		69-1372052(13)	-90,900.00	90 STAT. 999	
		75-1372052(02)	5,765,316.00	90 STAT. 999	
		75-1372052(07)	-110,000.00	90 STAT. 999	
		75-1372052(13)	-568,000.00	90 STAT. 999	
12-1372052(10)	25,914.00	1372052	25,914.00	90 STAT. 999	
68-1372052	28,558,888.00	1372052	28,558,888.00	90 STAT. 999	
69-1372052(05)	13,596,110.00	1372052	13,596,110.00	90 STAT. 999	
69-1372052(13)	90,900.00	1372052	90,900.00	90 STAT. 999	
75-1372052(02)	5,765,316.00	1372052	5,765,316.00	90 STAT. 999	
75-1372052(07)	110,000.00	1372052	110,000.00	90 STAT. 999	
75-1372052(13)	568,000.00	1372052	568,000.00	90 STAT. 999	
135/62051	99,864.04	59-135/62051	80,000.00	88 STAT. 1853	
		75-135/62051(05)	19,169.26	88 STAT. 1853	
59-135/62051	-80,000.00	86-135/62051	694.78	88 STAT. 1853	
75-135/62051(05)	-19,169.26	135/62051	-80,000.00	88 STAT. 1853	
86-135/62051	694.78	135/62051	694.78	88 STAT. 1853	
89-135/62051	-1,180.00	135/62051	-19,169.26	88 STAT. 1853	
92-135/62051	1,180.00	135/62051	-694.78	88 STAT. 1853	
89-135/62051	-1,180.00	92-135/62051	1,180.00	91 STAT. 577	
13X2100	-21,307,232.77	89-135/62051	-1,865.00	15 USC 1501	
		1380120	5,047.92	88 STAT. 209	
		13X2100(20)	-6,013,335.07	42 USC 3218	
12-13X2100	-7,309,886.20	12-13X2100	-7,309,886.20	42 USC 3218	
14-13X2100(07)	-1,467,191.25	14-13X2100(07)	-1,467,191.25	42 USC 3218	
68-13X2100(10)	47,451.25	14-13X2100(10)	47,451.25	42 USC 3218	
69-13X2100(05)	-258,683.00	69-13X2100(05)	-258,683.00	42 USC 3218	
69-13X2100(13)	-148,628.24	69-13X2100(13)	-148,628.24	42 USC 3218	
75-13X2100(01)	82,000.00	75-13X2100(01)	82,000.00	42 USC 3218	
75-13X2100(02)	4,774,208.18	75-13X2100(02)	4,774,208.18	42 USC 3218	
86-13X2100	576,135.00	86-13X2100	576,135.00	42 USC 3218	
75-1372052(07)	110,000.00	13X1250	-113,000.00	91 STAT. 481	
75-1372052(13)	568,000.00	13X1450	-3,100,000.00	31 USC 686,686-1	
135/62051	99,864.04	1385117	816,872.58	91 STAT. 431	
59-135/62051	-80,000.00	13X1450(17)	3,100,000.00	31 USC 686,686-1	
75-135/62051(05)	-19,169.26	13X1452	-15,195,000.00	40 USC 490(c)	
86-135/62051	694.78	47-13X1452	15,195,000.00	40 USC 490(c)	
89-135/62051	-1,180.00	1385117	-816,872.58	91 STAT. 431	
92-135/62051	1,180.00	13X0500	-935,893.31	15 USC 1501	
13X2100	-21,307,232.77	13X0550	985,871.94	31 USC 581(c)	
		1370550	154,227.01	15 USC 1501	
		1360550	17,428.52	31 USC 581(c)	
		TOTAL	\$108,634.16		
			\$108,634.16		

U.S. GOVERNMENT PRINTING OFFICE: 1975 O - 213

Appropriations, Outlays, and Balances - Continued

Appropriation or Fund Account		Account symbol			Balances beginning of fiscal year	Appropriations and other (obligational) authority	Transfers borrowings, and investments (net)	Outlays (net)	Balances withdrawn and other transactions	Balances end of fiscal year
Period of availability	Title	Dept. Reg.	Account No.	Sub. No.						
DEPARTMENT OF DEFENSE										
DEPARTMENT OF DEFENSE - MILITARY										
MILITARY PERSONNEL										
DEPARTMENT OF THE ARMY										
GENERAL FUND ACCOUNTS										
MILITARY PERSONNEL, ARMY										
FUND RESOURCES:										
UNDISBURSED FUNDS										
1978 21		2010				\$9,176,733,000.00	\$9,087,280,730.87			\$89,452,266.13
1977-78										1,161,000.00
1977										12,813,761.04
1976										
PRIOR YEARS										
										70,256,451.39
ACCOUNTS RECEIVABLE										
FUND EQUITIES:										
UNOBLIGATED BALANCE										
ACCOUNTS PAYABLE										
1978 21		2010								
1977										
1976										
PRIOR YEARS										
SUBTOTAL 21										
						9,176,733,000.00	9,197,824,639.09			-173,416,167.54
RESERVE PERSONNEL, ARMY										
FUND RESOURCES:										
UNDISBURSED FUNDS										
1978 21		2070				532,600,000.00	483,926,390.67			45,199,313.49
1977										2,646,371.33
1976										
PRIOR YEARS										
ACCOUNTS RECEIVABLE										
UNOBLIGATED BALANCE										
CUSTOMER ORDERS										
FUND EQUITIES:										
ACCOUNTS PAYABLE										
UNDELIVERED ORDERS										
1978 21		2070				532,600,000.00	518,781,543.74			-87,170,300.00
1977										
1976										
PRIOR YEARS										
SUBTOTAL 21										
						532,600,000.00	518,781,543.74			-87,170,300.00
NATIONAL GUARD PERSONNEL, ARMY										
FUND RESOURCES:										
UNDISBURSED FUNDS										
1978 21		2060				772,500,000.00	687,902,046.09			81,599,530.78
1977										26,556,920.25
1976										
PRIOR YEARS										
ACCOUNTS RECEIVABLE										
FUND EQUITIES:										
ACCOUNTS PAYABLE										
UNDELIVERED ORDERS										
1978 21		2060				772,500,000.00	733,557,217.46			-105,685,728.14
1977										-7,781,983.33
1976										
PRIOR YEARS										
SUBTOTAL 21										
						772,500,000.00	10,450,163,600.29			-31,669,599.71
TOTAL, MILITARY PERSONNEL, ARMY										
DEPARTMENT OF THE NAVY										
GENERAL FUND ACCOUNTS										
MILITARY PERSONNEL, NAVY										
FUND RESOURCES:										
UNDISBURSED FUNDS										
1978 17		1453				6,444,413,000.00	6,313,761,641.79			110,067,010.62
1977-78										156,999.04
1977										19,197,749.24
1976										
PRIOR YEARS										
										6,660,821.93
ACCOUNTS RECEIVABLE										
FUND EQUITIES:										
UNOBLIGATED BALANCE										
ACCOUNTS PAYABLE										
UNDELIVERED ORDERS										
1978 17		1453				6,444,413,000.00	6,384,533,448.69			-158,915,686.14
1977										-55,816,748.08
1976										
PRIOR YEARS										
SUBTOTAL 17										
						6,444,413,000.00	1,970,176,112.63			43,527,907.48
1978 17		1105				2,022,200,000.00	1,970,176,112.63			30,323,365.48
1977										5,284,583.15
1976										3,129,668.34
PRIOR YEARS										
ACCOUNTS RECEIVABLE										

RESERVE PERSONNEL, NAVY			1105							
FUND RESOURCES:										
UNDERSBURSED FUNDS										
ACCOUNTS RECEIVABLE										
FUND EQUITIES:										
ACCOUNTS PAYABLE										
UNDELIVERED ORDERS										
<b>TOTAL, MILITARY PERSONNEL, NAVY</b>										
DEPARTMENT OF THE AIR FORCE										
GENERAL FUND ACCOUNTS										
MILITARY PERSONNEL, AIR FORCE										
FUND RESOURCES:										
UNDERSBURSED FUNDS										
ACCOUNTS RECEIVABLE										
FUND EQUITIES:										
UNBLIGATED BALANCE										
ACCOUNTS PAYABLE										
UNDELIVERED ORDERS										
RESERVE PERSONNEL, AIR FORCE										
FUND RESOURCES:										
UNDERSBURSED FUNDS										
ACCOUNTS RECEIVABLE										
FUND EQUITIES:										
UNBLIGATED BALANCE										
ACCOUNTS PAYABLE										
UNDELIVERED ORDERS										
<b>TOTAL, MILITARY PERSONNEL, AIR FORCE</b>										

NATIONAL GUARD PERSONNEL, AIR FORCE										
FUND RESOURCES:										
UNDERSBURSED FUNDS										
ACCOUNTS RECEIVABLE										
FUND EQUITIES:										
UNBLIGATED BALANCE										
ACCOUNTS PAYABLE										
UNDELIVERED ORDERS										
<b>TOTAL, MILITARY PERSONNEL, AIR FORCE</b>										

TOTAL, MILITARY PERSONNEL										
NAVY										
DEPARTMENT OF THE AIR FORCE										
GENERAL FUND ACCOUNTS										
MILITARY PERSONNEL, AIR FORCE										
FUND RESOURCES:										
UNDERSBURSED FUNDS										
ACCOUNTS RECEIVABLE										
FUND EQUITIES:										
UNBLIGATED BALANCE										
ACCOUNTS PAYABLE										
UNDELIVERED ORDERS										
RESERVE PERSONNEL, AIR FORCE										
FUND RESOURCES:										
UNDERSBURSED FUNDS										
ACCOUNTS RECEIVABLE										
FUND EQUITIES:										
UNBLIGATED BALANCE										
ACCOUNTS PAYABLE										
UNDELIVERED ORDERS										
<b>TOTAL, MILITARY PERSONNEL, AIR FORCE</b>										

FUND NOTES AT END OF CHAPTER

Appropriations, Outlays, and Balances - Continued

Appropriation or Fund Account	Title	Period of availability	Account Symbol			Balances beginning of fiscal year	Appropriations and other (obligational) authority	Transfers, borrowings, and investments (net)	Outlays (net)	Balances withdrawn and other transactions	Balances end of fiscal year
			Dept. Reg.	Account No.	Sub. No.						
<b>DEPARTMENT OF DEFENSE - MILITARY-CONTINUED</b>											
<b>RETIRED MILITARY PERSONNEL</b>											
<b>GENERAL FUND ACCOUNTS</b>											
RETIRE PAY, DEFENSE		1978 97	0030								
FUND RESOURCES:		1977			\$17,435,653.15				\$6,435,618.59		\$16,933,834.33
UNDISBURSED FUNDS		1976			3,378,513.66				915,765.14		2,462,748.52
		1976			2,552,897.39				2,020,578.53		532,318.86
	PKIJK YEARS				546,213.43				760,798.72		2,289,223.51
ACCOUNTS RECEIVABLE									-179,067.14		725,280.57
FUND EQUITIES:											
ACCOUNTS PAYABLE		SUBTOTAL 97	0030		-23,913,177.63	9,179,600,000.00		9,171,474,282.94	-1,827,976.78		-22,085,200.85
					-0-				8,125,717.06		-0-
<b>TOTAL, RETIRED MILITARY PERSONNEL</b>						9,179,600,000.00		9,171,474,282.94	8,125,717.06		
<b>OPERATION AND MAINTENANCE</b>											
<b>DEPARTMENT OF THE ARMY</b>											
<b>GENERAL FUND ACCOUNTS</b>											
OPERATION AND MAINTENANCE, ARMY		1978 21	2020								
FUND RESOURCES:		1977			1,294,150,585.73				22,797,957.64		1,407,189,087.53
UNDISBURSED FUNDS		1976			182,149,565.32				21,598,147.67		226,990,764.57
		1976			70,638,977.63				1,987,418.22		72,656,403.43
	PKIJK YEARS				378,407,686.79				-166,387,063.72		307,700,836.57
ACCOUNTS RECEIVABLE					117,155,438.83				-2,245,931.25		380,653,618.04
UNFILLED CUSTOMER ORDERS									-27,475,928.07		146,631,366.90
FUND EQUITIES:											
ACCOUNTS PAYABLE		SUBTOTAL 21	2020		-1,241,786,832.42	8,631,989,000.00		8,476,237,380.40	234,169,457.65		-1,475,956,290.07
UNDELIVERED ORDERS					-800,715,821.88				190,407,561.66		-991,123,383.54
					-0-				274,851,619.60		-0-
<b>TOTAL, OPERATION AND MAINTENANCE, ARMY RESERVE</b>						8,631,989,000.00		8,476,237,380.40	234,169,457.65		
FUND RESOURCES:		1978 21	2080								
UNDISBURSED FUNDS		1977			42,762,596.67				1,183,806.21		37,128,594.68
		1976			3,020,775.91				1,655,165.81		2,537,308.71
	PKIJK YEARS				130,983.15				1,008,573.07		131,966.93
ACCOUNTS RECEIVABLE					3,676,474.12				90,321.25		3,435,519.45
UNFILLED CUSTOMER ORDERS					2,500.00				240,954.67		1,185.00
FUND EQUITIES:											
ACCOUNTS PAYABLE		SUBTOTAL 21	2080		-32,201,285.60	391,494,000.00		393,711,918.53	59,911.54		-1,475,956,290.07
UNDELIVERED ORDERS					-17,392,044.25				-7,507,216.54		-24,899,260.79
					-0-				1,049,250.46		-18,441,254.71
<b>TOTAL, OPERATION AND MAINTENANCE, ARMY NATIONAL GUARD</b>						391,494,000.00		393,711,918.53	-2,217,918.53		
FUND RESOURCES:		1978 21	2065								
UNDISBURSED FUNDS		1977			82,450,113.73				2,819,095.84		88,263,723.68
		1976			6,888,656.15				5,057,590.72		8,970,330.54
	PKIJK YEARS				2,326,734.09				3,136,743.13		3,138,726.88
ACCOUNTS RECEIVABLE					2,228,132.38				-144,429.89		2,972,562.27
UNDELIVERED ORDERS		SUBTOTAL 21	2065		-58,406,438.60	766,346,000.00		746,371,358.06	9,353,121.57		-67,759,560.17
					-35,487,197.75				98,585.45		-35,585,783.20
					-0-				19,974,641.94		-0-

1978 21	1705	75,398.46	365,000.00		281,055.33	47,845.50	36,101.17
1977		2,887.66			48,292.26	-27,891.58	4,557.78
1976		11,647.88		-2,370.89	4,484.52	-3,972.75	
PRIOR YEARS		1,604.00		2,370.89		11,612.28	2,406.49
						-338.74	1,942.74
SUBTOTAL 21	1705	-41,533.00	365,000.00		339,850.11	3,915.18	-45,448.18
		-0-					-0-
TOTAL, OPERATION AND MAINTENANCE, ARMY			9,750,194,000.00	11,920,000.00	9,616,759,487.10	292,639,512.90	
DEPARTMENT OF THE NAVY							
GENERAL FUND ACCOUNTS							
OPERATION AND MAINTENANCE, NAVY							
FUND RESOURCES:							
UNDISBURSED FUNDS							
1978 17	1804	2,312,582,085.84	11,065,506,000.00		8,161,849,346.42	36,514,974.37	2,867,161,683.21
1977		320,976,190.68			1,956,999,403.53	-1,752,401.75	33,381,064.06
1976		126,267,994.61		-88,623,539.81	143,260,517.03	89,686,133.84	
PRIOR YEARS		570,032,190.91		88,623,539.81	17,814,329.88	-24,083,589.19	220,565,753.73
		804,025,269.21				-113,031,672.44	683,063,863.35
						-139,405,173.65	942,430,442.86
		-1,337,587,580.24				-188,390,966.57	-1,149,551,613.67
		-2,879,589,615.01				1,099,055,102.53	-3,894,951,253.54
		-0-			10,919,923,592.00	745,582,407.14	-0-
TOTAL, OPERATION AND MAINTENANCE, NAVY RESERVE			654,326,000.00	4,650,000.00	540,442,000.00	1,459,107.94	117,024,625.46
1978 17	1105	95,946,688.24			81,897,479.62	2,294,366.66	11,754,841.96
1977		6,523,697.15		-401,865.52	1,570,332.29	4,551,499.44	
1976		20,260,198.96		401,865.52	1,030,548.15	14,244,450.94	5,739,065.39
PRIOR YEARS		64,253,500.59				25,579,486.95	38,274,913.64
		2,490,781.22				-23,180,904.59	25,671,665.81
		-78,630,470.39				-34,432,878.54	-44,197,551.85
		-111,204,345.87				43,052,444.54	-154,266,840.41
		-0-		4,650,000.00	624,998,420.00	33,577,573.34	-0-
TOTAL, OPERATION AND MAINTENANCE, NAVY RESERVE			319,290,000.00		239,123,137.96	3,361,751.88	76,805,110.16
1978 17	1806	69,973,326.92			59,880,021.20	-793,675.29	10,818,380.95
1977		15,486,664.77		-2,523,339.27	7,457,304.30	5,426,021.20	
1976		4,715,305.44		2,523,339.27	240,316.35	2,664,337.42	4,353,990.94
PRIOR YEARS		2,755,093.96				-4,206,070.62	6,961,164.58
		1,708,298.65				-1,024,335.43	2,742,634.08
		-48,783,574.80				-13,121,348.38	-35,672,220.42
		-45,823,114.94				12,275,939.35	-66,099,054.29
		-0-		306,707,379.87		12,562,620.13	-0-
TOTAL, OPERATION AND MAINTENANCE, MARINE CORPS RESERVE			16,613,000.00		10,374,417.57	355,723.35	5,862,859.08
1978 17	1107	4,916,164.35			4,286,589.11	244,988.05	364,387.19
1977		556,265.38		-455,385.42	54,296.45	46,583.51	
1976		1,467,985.73		455,385.42		1,381,713.45	544,558.02
PRIOR YEARS		33,159.26				44,544.66	350,614.60
		35,675.54				-15,966.46	101,642.00
		-6,043,960.90				-4,776,448.55	-1,265,442.35
		-1,377,359.36				4,621,499.13	-5,998,858.54
		-0-			14,712,362.01	1,900,637.19	-0-
TOTAL, OPERATION AND MAINTENANCE, NAVY			12,055,735,000.00	4,610,000.00	11,266,549,762.20	794,043,237.80	

FOOTNOTES AT END OF CHAPTER

Appropriations, Outlays, and Balances - Continued

Appropriation or Fund Account Title	Period of availability	Account symbol			Balances beginning of fiscal year	Appropriations and other obligations authority	Transfers, borrowings, and investments (net)	Outlays (net)	Balances withdrawn and other transactions 3/	Balances end of fiscal year 4/
		Reg.	From	To						
DEPARTMENT OF DEFENSE - MILITARY-CONTINUED										
OPERATION AND MAINTENANCE-CONTINUED										
DEPARTMENT OF THE AIR FORCE										
GENERAL FUND ACCOUNTS										
OPERATION AND MAINTENANCE, AIR FORCE										
FUND RESOURCES:										
UNDISBURSED FUNDS	1978 57		3400		\$8,605,176,000.00	\$38,556,000.00	\$7,645,605,101.95	\$14,570,125.62	\$1,003,330,652.42	
	1977						822,032,508.95	22,526,398.66	125,059,472.76	
	1976					-63,456,719.54	44,453,344.23	-1,724,398.76		
	1975					63,496,719.54	16,627,361.26	-91,539,650.46	182,175,884.81	
	PRIYK YEARS									
TRANSFER TO:										
TRANSPORTATION, FEDERAL HIGHWAY ADMINISTRATION	1978 69		57 3400	5		3,605,000.00	525,050.32	16,739.80	2,467,223.88	
	1977						1,473,060.02	139,569.68	67,602.52	
	1976					-5,763.93	370,324.57	95,637.92		
	1975					51,163.93		8,785.92	91,163.93	
	PRIYK YEARS									
ACCOUNTS RECEIVABLE UNFULFILLED CUSTOMER ORDERS										
FUND EQUITIES:										
ACCOUNTS PAYABLE UNDELIVERED ORDERS										
OPERATION AND MAINTENANCE, AIR FORCE RESERVE FUND RESOURCES:										
UNDISBURSED FUNDS	1978 57		3740		394,849,000.00		348,436,337.60	1,209,051.57	35,205,610.83	
	1977						21,479,333.14	892,356.75	4,865,842.81	
	1976					-15,410.94	21,320.57	2,547,292.56		
	1975					15,410.94	-3,559.70	60,910.79	21,750.77	
	PRIYK YEARS									
ACCOUNTS RECEIVABLE										
FUND EQUITIES:										
ACCOUNTS PAYABLE UNDELIVERED ORDERS										
OPERATION AND MAINTENANCE, AIR NATIONAL GUARD FUND RESOURCES:										
UNDISBURSED FUNDS	1978 57		3040		849,107,000.00		787,220,512.00	800,958.83	61,085,729.37	
	1977						57,402,737.61	-500,825.48	1,827,065.64	
	1976					-55,443.47	40,509.83	1,248,311.84		
	1975					95,443.47	75,837.26	-615,653.96	279,334.18	
	PRIYK YEARS									
ACCOUNTS RECEIVABLE UNFULFILLED CUSTOMER ORDERS										
FUND EQUITIES:										
ACCOUNTS PAYABLE UNDELIVERED ORDERS										
DISCONTINUED PROCUREMENT APPROPRIATIONS, AIR FORCE FUND RESOURCES:										
UNDISBURSED FUNDS	1978 57		3199		849,107,000.00		845,784,217.50	1,163,155.77	5,702,667.33	
	1977							-295,912.15	-60,750,592.69	
	1976							3,322,782.50	-0-	
	PRIYK YEARS									
FUND EQUITIES:										
UNDELIVERED ORDERS										
TOTAL, OPERATION AND MAINTENANCE, AIR FORCE . . . . .					9,839,132,000.00	91,555,000.00	5,757,320,900.38	173,406,099.62	2,850,000.00	-0-





Appropriations, Outlays, and Balances - Continued

Appropriation or Fund Account	Period of availability	Account symbol		Balances beginning of fiscal year	Appropriations and other obligational authority 1/	Transfers, borrowings, and investments (net) 2/	Outlays (net)	Balances withdrawn and other transactions 3/	Balances end of fiscal year 4/
		Dept. Reg.	Account No.						
DEPARTMENT OF DEFENSE - MILITARY-CONTINUED									
PROCUREMENT									
DEPARTMENT OF THE ARMY									
GENERAL FUND ACCOUNTS									
AIRCRAFT PROCUREMENT, ARMY									
FUND RESOURCES:									
UNDISBURSED FUNDS	1978-80 21	2031			\$656,100,000.00	\$2,600,000.00	\$25,492,534.08		\$629,207,465.92
	1977-79			\$511,599,484.95	-2,600,000.00		265,870,821.51		243,128,662.94
	1976-78			146,930,786.75	-528,000.00		75,695,727.61	\$13,572,689.86	52,736,365.28
	1975-77			18,231,057.28			10,430,935.44	475,893.05	7,304,228.81
	1974-76				-2,267,541.99		-7,283,492.91	5,015,950.92	
PRIOUR YEARS				550,494.35	2,267,541.99		2,034,623.13	-1,980,850.47	2,764,263.68
				80,202,278.14				35,642,847.48	44,559,430.66
				135,288,151.26				29,824,622.58	105,463,528.68
ACCOUNTS RECEIVABLE									
UNFILLED CUSTOMER ORDERS									
FUND EQUITIES:									
UNOBLIGATED BALANCE				-191,338,211.84				-8,716,153.68	-162,622,058.16
ACCOUNTS PAYABLE				-84,229,107.12				-36,658,482.29	-47,570,624.83
UNDELIVERED ORDERS				-617,234,933.27				237,736,333.71	-854,971,266.98
				-0-	656,100,000.00	-578,000.00	380,259,148.86	274,912,851.14	-0-
SUBTOTAL 21		2031							
MISSILE PROCUREMENT, ARMY									
FUND RESOURCES:									
UNDISBURSED FUNDS	1978-80 21	2032			554,220,000.00	7,132,000.00	29,327,699.24		532,024,360.76
	1977-79			426,609,606.79	-6,162,000.00		262,670,643.18		157,776,563.61
	1976-78			155,763,470.68	-15,517,000.00		93,541,613.68	35,464,664.42	11,240,142.58
	1975-77			41,826,341.90			27,569,053.43	14,257,288.47	
	1974-76			16,355,093.74	-11,225,245.50		1,665,713.19	3,474,135.05	
PRIOUR YEARS				25,585,400.69	11,225,245.50		2,962,793.68	-12,038,160.84	22,809,691.67
				35,425,845.04				-81,672,966.36	118,058,811.40
				830,348,652.94				121,977,682.12	708,370,970.82
ACCOUNTS RECEIVABLE									
UNFILLED CUSTOMER ORDERS									
FUND EQUITIES:									
UNOBLIGATED BALANCE				-162,348,504.96				-11,375,415.35	7/-150,673,089.61
ACCOUNTS PAYABLE				-251,097,648.03				-59,672,067.03	-351,425,401.00
UNDELIVERED ORDERS				-1,120,478,383.79				87,444,001.44	-1,207,922,390.23
				-0-	554,220,000.00	-14,547,000.00	417,737,516.40	121,935,483.60	-0-
SUBTOTAL 21		2032							
PROCUREMENT OF WEAPONS AND TRACKED COMBAT VEHICLES, ARMY									
FUND RESOURCES:									
UNDISBURSED FUNDS	1978-80 21	2033			1,408,563,000.00		12,374,683.22		1,396,188,316.78
	1977-79			1,064,557,321.49			371,430,549.75		693,126,771.74
	1976-78			599,441,844.89	-14,910,000.00		416,442,041.57	58,617,069.65	109,472,733.67
	1975-77			34,463,087.17			22,298,185.91	8,807,721.99	3,357,179.27
	1974-76			13,187,644.07	-4,717,609.76		11,372,478.67	-2,902,444.36	
PRIOUR YEARS				5,234,623.76	4,717,609.76		3,372,438.98	1,703,957.31	4,665,837.23
				129,234,789.75				-51,637,126.85	180,531,916.60
				808,932,072.35				188,316,311.81	620,617,760.54
ACCOUNTS RECEIVABLE									
UNFILLED CUSTOMER ORDERS									
FUND EQUITIES:									
UNOBLIGATED BALANCE				-418,390,337.02				-108,776,654.08	-305,613,682.94
ACCOUNTS PAYABLE				-87,596,333.97				127,668,690.80	-225,485,024.77
UNDELIVERED ORDERS				-2,139,114,712.49				334,347,095.63	-2,473,461,808.12
				-0-	1,408,563,000.00	-14,910,000.00	837,290,378.10	556,362,621.90	-0-
SUBTOTAL 21		2033							
PROCUREMENT OF AMMUNITION, ARMY									
FUND RESOURCES:									
UNDISBURSED FUNDS	1978-80 21	2034			1,159,300,000.00	98,786,872.00	118,791,238.46		1,139,295,633.54
	1977-79			804,022,733.94	-20,300,000.00		386,060,114.84		427,662,319.10
	1976-78			539,774,637.11	-199,386,872.00		166,335,237.11	52,651,377.34	121,400,940.66
	1975-77			148,748,765.82			88,703,581.35	5,682,620.47	54,362,168.00
	1974-76			7,184,638.18	-13,735,217.38		8,108,017.38	1,553,439.18	
PRIOUR YEARS				27,456,124.45	13,735,217.38		5,906,074.12	-3,053,168.69	29,382,436.40
				60,123,164.71				11,853,945.92	78,269,218.79
				549,781,577.26				-163,166,225.73	712,948,222.99
ACCOUNTS RECEIVABLE									
UNFILLED CUSTOMER ORDERS									
FUND EQUITIES:									
UNOBLIGATED BALANCE				-645,619,150.03				-164,071,865.42	8/-481,547,324.61
ACCOUNTS PAYABLE				-85,330,835.95				13,430,444.22	-98,761,278.87
UNDELIVERED ORDERS				-1,431,141,410.79				551,870,944.21	-1,982,012,335.00
				-0-	1,159,300,000.00	-170,500,000.00	731,686,228.86	306,711,471.50	-0-
SUBTOTAL 21		2034							

Table with columns for years (1978-80 21, 1977-79, 1976-78, 1975-77, 1974-76, 1973-75, PRIOR YEARS, SUBTOTAL 21, 2035) and rows for UNDISBURSED FUNDS, ACCOUNTS RECEIVABLE, FUND EQUITIES, UNOBLIGATED BALANCE, ACCOUNTS PAYABLE, UNDELIVERED ORDERS.

Table with columns for years (1978-80 17, 1977-79, 1976-78, 1975-77, 1974-76, PRIOR YEARS, SUBTOTAL 17, 1506) and rows for AIRCRAFT PROCUREMENT, NAVY, UNDISBURSED FUNDS, ACCOUNTS RECEIVABLE, FUND EQUITIES, UNOBLIGATED BALANCE, ACCOUNTS PAYABLE, UNDELIVERED ORDERS.

Table with columns for years (1978-80 17, 1977-79, 1976-78, 1975-77, 1974-76, PRIOR YEARS, SUBTOTAL 17, 1507) and rows for WEAPONS PROCUREMENT, NAVY, UNDISBURSED FUNDS, ACCOUNTS RECEIVABLE, FUND EQUITIES, UNOBLIGATED BALANCE, ACCOUNTS PAYABLE, UNDELIVERED ORDERS.

Table with columns for years (1978-80 21, 1977-79, 1976-78, 1975-77, 1974-76, PRIOR YEARS, SUBTOTAL 21, 2035) and rows for MISSILES, ARMY, UNDISBURSED FUNDS, ACCOUNTS RECEIVABLE, FUND EQUITIES, UNOBLIGATED BALANCE, ACCOUNTS PAYABLE, UNDELIVERED ORDERS.

Table with columns for years (1978-80 17, 1977-79, 1976-78, 1975-77, 1974-76, PRIOR YEARS, SUBTOTAL 17, 1506) and rows for DEPARTMENT OF THE NAVY, GENERAL FUND ACCOUNTS, AIRCRAFT PROCUREMENT, NAVY, UNDISBURSED FUNDS, ACCOUNTS RECEIVABLE, FUND EQUITIES, UNOBLIGATED BALANCE, ACCOUNTS PAYABLE, UNDELIVERED ORDERS.

Appropriations, Outlays, and Balances - Continued

Appropriation or Fund Account Title	Period of availability	Account symbol		Balances beginning of fiscal year	Appropriations and other obligatory authority	Transfers, borrowings, and investments (net)	Outlays (net)	Balances withdrawn and other transactions	Balances end of fiscal year
		Dept. Acct. Req. From	Sub. No.						
DEPARTMENT OF DEFENSE - MILITARY-CONTINUED									
PROCUREMENT-CONTINUED									
DEPARTMENT OF THE NAVY-CONTINUED									
GENERAL FUND ACCOUNTS-CONTINUED									
SHIPBUILDING AND CONVERSION, NAVY									
FUND RESOURCES:									
UNDISBURSED FUNDS	1978-82 17	1611			\$5,760,500,000.00	\$19,500,000.00	\$160,890,580.88		\$5,619,109,419.12
	1977-81			\$5,583,027,348.99		-19,500,000.00	706,674,880.73		4,856,852,468.26
	1976-80			3,457,784,470.11			609,230,625.43		2,848,553,844.68
	1975-79			1,886,057,124.24			708,303,757.74		1,177,753,366.50
	1973-79						212,609,612.57		460,523,064.30
	1974-78			1,224,478,045.80		673,136,736.87	430,229,079.14	\$142,039,049.35	652,209,517.51
	1973-77			673,138,736.87		-673,136,736.87			
	1972-76			212,447,631.15		-109,875,769.98	135,311,434.58	-32,739,523.41	206,277,457.26
	PRIOR YEARS			17,985,379.94		109,875,769.98	64,360,006.17	-8,776,351.51	16,669,861.15
				16,117,204.71				-552,658.44	21,552,345.30
				65,935,767.52				38,403,422.22	
ACCOUNTS RECEIVABLE									
UNFILLED CUSTOMER ORDERS									
FUND EQUITIES:									
UNOBLIGATED BALANCE				-5,564,635,506.05				985,716,319.49	-6,550,351,825.54
ACCOUNTS PAYABLE				-38,773,943.16				67,199,340.79	-49,973,283.95
UNDELIVERED ORDERS				-7,343,562,310.12				1,521,604,364.27	-8,865,166,674.39
SUBTOTAL 17		1611		-0-	5,760,500,000.00		3,047,606,035.24	2,712,853,964.76	-0-
OTHER PROCUREMENT, NAVY									
FUND RESOURCES:									
UNDISBURSED FUNDS	1978-80 17	1810			2,176,410,000.00	10,000,000.00	253,224,148.22		1,933,185,851.78
	1977-79			1,934,575,812.54		-10,000,000.00	876,776,769.04		1,047,559,043.50
	1976-78			1,037,722,128.00		-8,000,000.00	500,639,939.70		488,953,162.22
	1975-77			254,394,048.68			201,746,819.03		53,316,155.41
	1974-76			81,282,402.73			46,455,585.70		
	PRIOR YEARS			115,182,515.49		-37,911,469.87	32,039,020.27		127,305,302.02
				33,782,338.05		37,911,469.87			39,973,376.64
				34,456,035.87					16,227,546.17
SUBTOTAL 17		1810							
				-665,753,926.55				68,321,306.55	-734,075,233.10
				-148,315,841.63				42,921,887.73	-191,237,729.36
				-2,677,285,513.18				113,262,016.10	-2,790,547,529.28
SUBTOTAL 17		1810		-0-	2,176,410,000.00	-8,000,000.00	1,910,873,671.96	257,536,328.04	-0-
PROCUREMENT, MARINE CORPS									
FUND RESOURCES:									
UNDISBURSED FUNDS	1978-80 17	1109			440,400,000.00	9,800,000.00	16,689,845.40		433,510,154.54
	1977-79			315,368,889.97		-9,800,000.00	93,316,448.21		212,272,441.76
	1976-78			262,178,142.32		-4,650,000.00	117,616,933.49		134,754,651.21
	1975-77			65,577,605.95			30,246,914.10		34,819,610.54
	1974-76			33,672,165.18		-14,331,736.38	20,925,497.72		
	PRIOR YEARS			53,668,819.43		14,331,736.38	27,417,678.93		42,609,669.89
				132,425.79					4,650,000.00
SUBTOTAL 17		1109							
				-171,032,721.80				-36,590,303.95	-134,442,417.85
				-11,394,341.69				6,685,097.80	-18,079,439.49
				-548,190,985.15				161,408,111.24	-705,569,056.39
SUBTOTAL 17		1109		-0-	440,400,000.00	-4,650,000.00	306,213,317.91	129,536,682.09	-0-
PROCUREMENT OF AIRCRAFT AND MISSILES, NAVY									
FUND RESOURCES:									
UNDISBURSED FUNDS	PRIOR YEARS 17	1505		108,020,999.98			28,389,953.97		55,569,427.18
				9,074,544.51				1,555,608.15	7,518,936.36
				2,451,822.54				980,173.33	1,471,649.21
SUBTOTAL 17		1505							
				-23,129,268.90				-11,701,223.38	-11,428,045.52
				-96,418,098.13				-3,286,130.90	-93,151,967.23
				-0-				-28,389,953.97	-0-
SUBTOTAL 17		1505							
					14,144,310,000.00	-22,650,000.00	9,197,137,239.51	4,924,522,760.49	
TOTAL, PROCUREMENT, NAVY									

<b>GENERAL FUND ACCOUNTS</b>						
<b>AIRCRAFT PROCUREMENT, AIR FORCE</b>						
<b>FUND RESOURCES:</b>						
<b>UNDISBURSED FUNDS</b>						
1978-80 57	3010		6,285,300,000.00	89,500,000.00	361,697,163.83	-462,000,000.00
1977-79		5,534,795,433.68	-	-54,000,000.00	2,454,033,893.41	56,156,579.95
1976-78		1,704,879,456.45	-	-23,200,000.00	1,101,667,406.89	-23,666,874.66
1975-77		189,660,866.93	-	-	68,683,988.44	13,849,870.94
1974-76		50,968,050.49	-	40,505,328.98	-3,066,814.94	12,582,930.30
PRIOR YEARS		104,122,875.70	-	40,505,328.98	7,290,062.49	166,011,799.66
		271,378,980.63	-	-	-	295,965,646.02
		1,582,371,190.56	-	-	-	1,014,977,708.70
		-7,668,215,993.09	-	-	-	-149,644,067.57
		-765,264,306.26	-	-	-	1,371,044,446.03
		-6,004,597,524.13	-	9,700,000.00	3,585,464,904.63	2,305,539,035.37
	3010	-	6,285,300,000.00	-	-	-
SUBTOTAL 57		-	6,285,300,000.00	-	-	-
<b>MISSILE PROCUREMENT, AIR FORCE</b>						
<b>FUND RESOURCES:</b>						
<b>UNDISBURSED FUNDS</b>						
1978-80 57	3020		1,752,700,000.00	-60,000,000.00	259,544,930.00	-1,400,000.00
1977-79		1,496,075,120.23	-	-91,800,000.00	739,617,284.73	8,181,022.06
1976-78		418,829,725.19	-	-3,844,000.00	279,426,810.56	4,186,983.56
1975-77		74,461,441.51	-	-	53,269,964.99	1,744,433.07
1974-76		70,871,378.65	-	-9,713,406.00	-586,466.42	-3,383,378.51
PRIOR YEARS		17,135,960.75	-	5,713,406.00	5,370,275.08	-
		-	-	104,600,000.00	-	104,600,000.00
		8,465,563.34	-	-	-	9,737,644.76
		51,435,213.00	-	-	-	63,034,866.20
	3020	-	1,752,700,000.00	-	-	-
SUBTOTAL 57		-	1,752,700,000.00	-	-	-
<b>TRANSFER TO:</b>						
<b>NAVY</b>						
<b>ACCOUNTS RECEIVABLE</b>						
<b>UNFILLED CUSTOMER ORDERS</b>						
1978-80 57	3080		-	-	-	87,068,384.58
1977-79		-738,236,402.19	-	-	-	-44,852,143.85
1976-78		-141,784,524.02	-	-	-	279,200,373.33
1975-77		-1,197,253,485.46	-	-	-	323,613,908.02
1974-76		-	1,752,700,000.00	-52,844,000.00	1,376,242,034.98	-
PRIOR YEARS		-	-	-	-	-
		-	-	-	-	-
		-	-	-	-	-
		-	-	-	-	-
	3080	-	1,752,700,000.00	-	-	-
SUBTOTAL 57		-	1,752,700,000.00	-	-	-
<b>OTHER PROCUREMENT, AIR FORCE</b>						
<b>FUND RESOURCES:</b>						
<b>UNDISBURSED FUNDS</b>						
1978-80 57	3080		2,300,345,000.00	4,800,000.00	1,055,563,581.30	-86,580,830.22
1977-79		1,255,261,706.80	-	-67,450,000.00	525,938,533.91	50,166,494.80
1976-78		595,836,554.43	-	-3,600,000.00	285,204,874.02	1,811,530.39
1975-77		80,504,355.45	-	-	31,688,630.84	51,874.14
1974-76		29,716,941.57	-	-10,800,137.06	18,598,991.03	-1,272,555.53
PRIOR YEARS		8,234,424.49	-	10,800,137.06	4,240,644.52	39,642,157.51
		40,084,481.02	-	-	-	-
		239,288,499.20	-	-	-	-
		-838,896,336.81	-	-	-	-86,580,830.22
		-66,378,276.21	-	-	-	50,959,711.79
		-1,347,652,559.94	-	-	-	235,052,176.07
	3080	-	2,300,345,000.00	-6,255,000.00	1,565,923,517.96	264,814,820.04
SUBTOTAL 57		-	2,300,345,000.00	-	-	-
<b>TOTAL, PROCUREMENT, AIR FORCE</b>						
			10,338,345,000.00	-105,439,000.00	7,334,942,230.57	2,893,963,763.43

FOOTNOTES AT END OF CHAPTER

Appropriations, Outlays, and Balances - Continued

Appropriation of Fund Account		Account symbol			Balances beginning of fiscal year	Appropriations and other obligational authority 1/	Transfers, borrowings, and investments (net) 2/	Outlays (net)	Balances withdrawn and other transactions 3/	Balances end of fiscal year 4/
Title	Period of availability	Dep't. Reg.	Account No.	Sub. No.						
DEPARTMENT OF DEFENSE - MILITARY-CONTINUED										
PROCUREMENT-CONTINUED										
DEFENSE AGENCIES										
GENERAL FUND ACCOUNTS										
PROCUREMENT, DEFENSE AGENCIES										
FUND RESOURCES:										
UNDISBURSED FUNDS	1978-80 97		0300		-	\$327,826,000.00	-	\$51,000,350.90	-	\$276,825,649.10
	1977-79				\$199,959,181.83	-	-	112,457,872.32	-	87,501,309.51
	1976-78				70,191,631.31	-	-	50,517,759.65	\$2,364,284.44	17,309,587.22
	1975-77				4,719,889.41	-	-	3,091,461.09	-256,881.87	1,885,310.19
	1974-76				1,662,649.07	-	-585,934.26	1,050,201.17	26,513.64	-
	PRIOR YEARS				1,517,170.39	-	585,934.26	1,539,752.26	568,439.92	\$-5,087.53
ACCOUNTS RECEIVABLE					21,624,008.72	-	-	-	-12,310,900.97	33,934,909.69
UNFILLED CUSTOMER ORDERS					48,765,620.51	-	-	-	-14,228,492.18	62,994,112.69
FUND EQUITIES:									48,103,472.42	-145,032,690.56
UNOBLIGATED BALANCE					-96,929,218.14	-	-	-	-9,047,881.44	-14,177,014.26
ACCOUNTS PAYABLE					-23,224,895.70	-	-	-	92,950,048.65	-321,236,086.05
UNDELIVERED ORDERS					-228,286,037.40	-	-	-	-	-
	SUBTOTAL 97		0300		-0-	327,826,000.00		219,657,397.39	108,168,602.61	-0-
TOTAL, PROCUREMENT, DEFENSE AGENCIES . . . . .						327,826,000.00		219,657,397.39	108,168,602.61	-
TOTAL, PROCUREMENT . . . . .						29,997,289,000.00	-272,289,000.00	19,575,553,558.58	9,749,446,441.42	-
RESEARCH, DEVELOPMENT, TEST, AND EVALUATION										
DEPARTMENT OF THE ARMY										
GENERAL FUND ACCOUNTS										
RESEARCH, DEVELOPMENT, TEST, AND EVALUATION, ARMY										
FUND RESOURCES:										
UNDISBURSED FUNDS	1978-79 21		2040		-	2,408,327,000.00	-	1,515,186,532.33	-	893,140,467.67
	1977-78				877,152,802.34	-	-	732,277,409.86	4,001,465.94	140,873,926.54
	1976-77				122,650,051.71	-	-	81,017,670.07	-491,722.00	42,124,103.64
	1975-76				14,770,965.90	-	-6,888,471.12	7,589,742.25	292,752.53	-
	PRIOR YEARS				24,106,026.01	-	6,888,471.12	6,136,339.97	4,116,867.13	20,741,250.03
ACCOUNTS RECEIVABLE					64,019,192.63	-	-	-	-39,432,038.89	103,451,231.52
UNFILLED CUSTOMER ORDERS					148,792,772.49	-	-	-	-52,217,763.47	201,010,535.96
FUND EQUITIES:									32,409,541.14	-224,865,169.83
UNOBLIGATED BALANCE					-192,455,628.69	-	-	-	-72,482,926.55	-203,585,538.51
ACCOUNTS PAYABLE					-276,068,465.06	-	-	-	189,923,129.69	-972,890,847.02
UNDELIVERED ORDERS					-782,967,717.33	-	-	-	-	-
	SUBTOTAL 21		2040		-0-	2,408,327,000.00		2,342,207,694.48	66,119,305.52	-0-
TOTAL, RESEARCH, DEVELOPMENT, TEST, AND EVALUATION, ARMY . . . . .						2,408,327,000.00		2,342,207,694.48	66,119,305.52	-

DEPARTMENT OF THE NAVY									
GENERAL FUND ACCOUNTS									
RESEARCH, DEVELOPMENT, TEST, AND EVALUATION, NAVY									
FUND RESOURCES:									
UNDISBURSED FUNDS	1978-79 17	1319	---	4,018,291,000.00	6,018,000.00	2,452,774,907.80	---	1,571,534,092.20	
	1977-78		1,465,770,311.76	---	-3,018,000.00	1,215,180,714.79	5,977,336.73	237,594,260.24	
	1976-77		184,985,508.11	---	---	119,774,773.10	1,211,534.32	63,959,200.69	
	1975-76		27,533,225.73	---	---	13,651,493.72	-93,417.37	---	
	PRIOR YEARS		49,238,840.13	---	-13,975,149.38	13,975,149.38	-2,499,613.72	46,224,613.92	
ACCOUNTS RECEIVABLE			58,762,709.56	---	---	19,488,989.31	20,612,487.51	38,150,222.05	
UNFILLED CUSTOMER ORDERS			169,447,588.04	---	---	---	-88,938,547.13	258,386,135.17	
FUND EQUITIES:									
UNOBLIGATED BALANCE			-154,159,363.04	---	---	---	93,263,403.32	10/-247,422,766.36	
ACCOUNTS PAYABLE			-140,154,782.35	---	---	---	-38,437,996.86	-101,716,765.49	
UNDELIVERED ORDERS			-1,661,424,037.94	---	---	---	205,324,934.48	-1,666,748,972.42	
			-0-	---	---	---	196,420,121.28	-0-	
	SUBTOTAL 17	1319	---	4,018,291,000.00	3,000,000.00	3,824,870,878.72	---	---	---
TOTAL, RESEARCH, DEVELOPMENT, TEST, AND EVALUATION, NAVY . . . . .			---	4,018,291,000.00	3,000,000.00	3,824,870,878.72	196,420,121.28	---	---

DEPARTMENT OF THE AIR FORCE									
GENERAL FUND ACCOUNTS									
RESEARCH, DEVELOPMENT, TEST, AND EVALUATION, AIR FORCE									
FUND RESOURCES:									
UNDISBURSED FUNDS	1978-79 57	3600	---	4,165,266,000.00	-223,258,000.00	2,311,748,483.00	---	1,630,259,517.00	
	1977-78		1,286,324,496.46	---	-17,576,000.00	1,155,042,979.08	2,936,661.44	106,368,855.94	
	1976-77		76,870,093.52	---	---	52,934,701.11	1,374,415.06	22,560,977.35	
	1975-76		8,139,368.05	---	-11,239,490.61	-3,193,307.65	93,185.09	---	
	PRIOR YEARS		5,674,470.05	---	11,235,490.61	-1,545,851.17	780,163.58	17,679,648.25	
TRANSFER TO:									
DEPARTMENT OF THE NAVY	1978-79 17 57	3600	---	---	245,078,000.00	107,039,131.83	---	138,028,868.17	
ACCOUNTS RECEIVABLE			79,066,691.58	---	---	---	-16,972,979.62	56,039,671.20	
UNFILLED CUSTOMER ORDERS			346,248,657.69	---	---	---	82,619,360.89	263,629,256.80	
FUND EQUITIES:									
UNOBLIGATED BALANCE			-305,272,982.74	---	---	---	43,128,869.27	-348,401,852.01	
ACCOUNTS PAYABLE			-172,194,852.62	---	---	---	135,592,467.14	-307,787,319.76	
UNDELIVERED ORDERS			-1,324,855,941.99	---	---	---	293,531,720.95	-1,618,387,662.94	
			-0-	---	---	---	543,083,863.80	-0-	
	SUBTOTAL 57	3600	---	4,165,266,000.00	3,844,000.00	3,626,026,136.20	---	---	---
TOTAL, RESEARCH, DEVELOPMENT, TEST, AND EVALUATION, AIR FORCE . . . . .			---	4,165,266,000.00	3,844,000.00	3,626,026,136.20	543,083,863.80	---	---

DEFENSE AGENCIES									
GENERAL FUND ACCOUNTS									
RESEARCH, DEVELOPMENT, TEST, AND EVALUATION, DEFENSE AGENCIES									
FUND RESOURCES:									
UNDISBURSED FUNDS	1978-79 97	0400	---	754,278,000.00	---	408,321,906.26	---	345,950,093.74	
	1977-78		297,888,337.84	---	---	245,209,567.85	1,564,119.67	51,114,650.32	
	1976-77		44,843,184.63	---	---	35,028,238.68	1,138,112.68	8,676,833.27	
	1975-76		4,219,540.73	---	-4,189,623.82	-162,592.74	192,309.65	---	
	PRIOR YEARS		7,459,164.08	---	4,189,823.82	2,596,717.24	149,980.99	8,902,289.67	
ACCOUNTS RECEIVABLE			12,761,160.25	---	---	---	-272,757.58	13,033,917.83	
UNFILLED CUSTOMER ORDERS			1,495,158.91	---	---	---	-2,562,385.68	4,057,544.59	
FUND EQUITIES:									
UNOBLIGATED BALANCE			-30,658,493.89	---	---	---	26,104,507.78	-56,763,001.67	
ACCOUNTS PAYABLE			-127,459,446.66	---	---	---	-11,556,592.97	-115,902,853.69	
UNDELIVERED ORDERS			-210,548,605.89	---	---	---	48,526,868.17	-259,075,474.06	
			-0-	---	---	---	63,284,162.71	-0-	
	SUBTOTAL 97	0400	---	754,278,000.00	---	650,993,837.29	---	---	---

Appropriations, Outlays, and Balances - Continued

Appropriation or Fund Account Title	Period of availability	Account symbol			Balances beginning of fiscal year	Appropriations and other obligational authority 1/	Transfers, borrowings, and investments (net) 2/	Outlays (net)	Balances withdrawn and other transactions 3/	Balances end of fiscal year 4/
		Dept. Reg.	Account No.	Sub No.						
DEPARTMENT OF DEFENSE - MILITARY-CONTINUED										
RESEARCH, DEVELOPMENT, TEST, AND EVALUATION-CONTINUED										
DEFENSE AGENCIES-CONTINUED										
GENERAL FUND ACCOUNTS-CONTINUED										
DIRECTOR OF TEST AND EVALUATION, DEFENSE										
FUND RESOURCES:										
UNDISBURSED FUNDS										
	1978-79	97	0450		\$25,000,000.00		\$3,406,450.86		\$21,593,549.14	
	1977-78						15,228,521.31	\$29,617.96	11,001,316.54	
	1976-77						4,638,880.37	74,185.25	6,222,526.44	
	1976						39,919.50		67,399,919.50	
	1975-76						304,612.35		67,388,701.69	
	1974-75							747.13		
	PRIOR YEARS						227,132.33		1,060,305.34	
	SUBTOTAL 97			0450					39,919.50	
	ACCOUNTS RECEIVABLE									
	FUND EQUITIES:									
	UNOBLIGATED BALANCE									
	ACCOUNTS PAYABLE									
	UNDELIVERED ORDERS									
	SUBTOTAL 97			0450						
	TOTAL, RESEARCH, DEVELOPMENT, TEST, AND EVALUATION, DEFENSE AGENCIES				779,278,000.00		714,855,214.01	64,418,785.99		
	TOTAL, RESEARCH, DEVELOPMENT, TEST, AND EVALUATION									
	MILITARY CONSTRUCTION									
	DEPARTMENT OF THE ARMY									
	GENERAL FUND ACCOUNTS									
	MILITARY CONSTRUCTION, ARMY									
	FUND RESOURCES:									
	UNDISBURSED FUNDS									
	NO YEAR 21	2050			527,769,000.00		624,008,418.13		1,272,618,674.51	
	TRANSFER TO:									
	AGRICULTURE, FARMERS HOME ADMINISTRATION									
	NU YEAR 12	21	2050	20			110,127.00			
	JUSTICE, LAW ENFORCEMENT ASSISTANCE ADMINISTRATION									
	NO YEAR 15	21	2050							
	NU YEAR 43	21	2050				.25		31,343.00	
	CIVIL DEFENSE PREPAREDNESS AGENCY TRANSPORTATION, FEDERAL HIGHWAY ADMINISTRATION									
	NO YEAR 69	21	2050	5						
	NU YEAR 69	21	2050	13						
	NO YEAR 75	21	2050	2						
	NO YEAR 75	21	2050	3						
	TRANSPORTATION, FEDERAL AVIATION ADMINISTRATION									
	HEALTH, EDUCATION, AND WELFARE, OFFICE OF EDUCATION									
	HEALTH, EDUCATION, AND WELFARE, HEALTH SERVICES ADMINISTRATION									
	ACCOUNTS RECEIVABLE UNFILLED CUSTOMER ORDERS									
	NO YEAR 75	21	2050							
	NO YEAR 75	21	2050							
	ACCOUNTS RECEIVABLE UNOBLIGATED BALANCE									
	ACCOUNTS PAYABLE UNDELIVERED ORDERS									
	SUBTOTAL 21			2050						
	MILITARY CONSTRUCTION, ARMY NATIONAL GUARD									
	FUND RESOURCES:									
	UNDISBURSED FUNDS									
	NU YEAR 21	2085			49,400,000.00		58,038,471.57		60,965,207.56	
	FUND EQUITIES:									
	UNOBLIGATED BALANCE									
	ACCOUNTS PAYABLE UNDELIVERED ORDERS									
	SUBTOTAL 21			2085						

FUND RESOURCES:	NO YEAR 21	2086	80,220,797.59	50,500,000.00	51,945,131.04	78,775,061.55
UNDISBURSED FUNDS						
FUND EQUITIES:						
UNOBLIGATED BALANCE			-16,255,397.78		14,876,397.36	-31,135,755.14
ACCOUNTS PAYABLE			-5,741,606.68		-564,981.67	-5,176,625.01
UNDELIVERED ORDERS			-58,219,793.13		-15,759,546.73	-4,463,241.40
			-0-		-1,445,131.04	-0-
ARMY RESERVE TRAINING CENTER, ARMY						
FUND RESOURCES:	NO YEAR 21	5096		662,000.00		
UNDISBURSED FUNDS						
TOTAL, MILITARY CONSTRUCTION, ARMY						
				628,331,000.00	737,194,193.24	-108,863,193.24

DEPARTMENT OF THE NAVY						
GENERAL FUND ACCOUNTS						
MILITARY CONSTRUCTION, NAVY						
FUND RESOURCES:	NO YEAR 17	1205	976,423,639.30	472,496,000.00	555,300,054.14	839,945,488.16
UNDISBURSED FUNDS						
TRANSFER TO:						
AGRICULTURE						
FARMERS HOME ADMINISTRATION	NO YEAR 12	1205	70,000.00			
COMMERCE, ECONOMIC DEVELOPMENT	NO YEAR 13	1205	56,203.00			
ADMINISTRATION						
INTERIOR, HERITAGE CONSERVATION	NO YEAR 14	1205	115,506.00			
AND RECREATION SERVICE						
JUSTICE, LAW ENFORCEMENT	NO YEAR 15	1205	308,789.00			
ASSISTANCE ADMINISTRATION						
TRANSPORTATION, FEDERAL	NO YEAR 69	1205	16,806,348.60			
HIGHWAY ADMINISTRATION						
TRANSPORTATION, NATIONAL HIGHWAY	NO YEAR 69	1205	17,573.00			
TRAFFIC SAFETY ADMINISTRATION						
HEALTH, EDUCATION, AND WELFARE,	NO YEAR 75	1205				
DEPARTMENT MANAGEMENT						
HEALTH, EDUCATION, AND WELFARE,	NO YEAR 75	1205				
OFFICE OF EDUCATION						
HOUSING AND URBAN DEVELOPMENT	NO YEAR 75	1205	3,982,841.00			
ACCOUNTS RECEIVABLE	NO YEAR 86	1205	1,843,080.04			
UNFILLED CUSTOMER ORDERS			65,308,513.90			
FUND EQUITIES:			155,208,041.60			
UNOBLIGATED BALANCE			-524,705,400.00			
ACCOUNTS PAYABLE			-78,449,588.26			
UNDELIVERED ORDERS			-617,045,547.18			
			-0-			
MILITARY CONSTRUCTION, NAVAL RESERVE						
FUND RESOURCES:	NO YEAR 17	1235	39,225,689.53	21,700,000.00	29,789,289.55	31,136,359.98
UNDISBURSED FUNDS						
FUND EQUITIES:						
UNOBLIGATED BALANCE			-12,544,455.32			
ACCOUNTS PAYABLE			-2,788,473.94			
UNDELIVERED ORDERS			-23,892,760.27			
			-0-			
TOTAL, MILITARY CONSTRUCTION, NAVY						
				494,196,000.00	634,045,324.11	-139,849,324.11

DEPARTMENT OF THE AIR FORCE						
GENERAL FUND ACCOUNTS						
MILITARY CONSTRUCTION, AIR FORCE						
FUND RESOURCES:	NO YEAR 57	3300	1,183,618,114.42	415,566,000.00	475,761,025.55	1,119,423,050.49
UNDISBURSED FUNDS						
TRANSFER TO:						
TRANSPORTATION, FEDERAL	NO YEAR 69	57	5,546,607.82			
HIGHWAY ADMINISTRATION			2,447,498.35			
ACCOUNTS RECEIVABLE			5,222,966.76			
UNFILLED CUSTOMER ORDERS						



Appropriations, Outlays, and Balances - Continued

Appropriation or Fund Account Title	Period of availability	Account symbol			Balances beginning of fiscal year	Appropriations and other obligations authority 1/	Transfers, borrowings, and investments (net) 2/	Outlays (net)	Balances withdrawn and other 3/	Balances end of fiscal year 4/
		Dept. or Trans. No.	Account No.	Sub. No.						
DEPARTMENT OF DEFENSE - MILITARY-CONTINUED										
MILITARY CONSTRUCTION-CONTINUED										
DEPARTMENT OF THE AIR FORCE-CONTINUED										
GENERAL FUND ACCOUNTS-CONTINUED										
MILITARY CONSTRUCTION, AIR FORCE-CONTINUED										
FUND EQUITIES:										
UNOBLIGATED BALANCE				-8398,006,974.27				-8100,591,694.48		-3297,415,279.79
ACCOUNTS PAYABLE				-46,086,988.42				2,020,838.71		-48,107,827.13
UNDELIVERED ORDERS				-752,735,224.66				32,218,608.24		-784,953,832.90
				-0-				-65,571,259.27		-0-
SUBTOTAL 57			3300		\$415,566,000.00		\$481,137,259.27			
MILITARY CONSTRUCTION, AIR NATIONAL GUARD										
FUND RESOURCES:										
UNDISBURSED FUNDS				48,910,763.51			40,531,669.29			51,679,094.22
FUND EQUITIES:										
UNOBLIGATED BALANCE				-9,238,441.19				7,672,342.13		-16,910,783.32
ACCOUNTS PAYABLE				-3,960,518.21				509,595.46		-4,470,913.07
UNDELIVERED ORDERS				-35,711,704.11				-5,413,606.88		-30,298,097.23
				-0-				2,768,330.71		-0-
SUBTOTAL 57			3830		43,300,000.00		40,531,669.29			
MILITARY CONSTRUCTION, AIR FORCE RESERVE										
FUND RESOURCES:										
UNDISBURSED FUNDS				19,811,010.92			15,483,052.40			15,527,558.72
FUND EQUITIES:										
UNOBLIGATED BALANCE				-6,159,579.43				-4,253,696.06		-1,905,883.37
ACCOUNTS PAYABLE				-1,290,865.36				317,643.55		-1,608,508.91
UNDELIVERED ORDERS				-12,360,556.13				-346,999.69		-12,013,566.44
				-0-				-4,283,052.20		-0-
SUBTOTAL 57			3730		11,200,000.00		15,483,052.40			
TOTAL, MILITARY CONSTRUCTION, AIR FORCE					470,066,000.00		537,151,980.76	-67,085,980.76		
DEFENSE AGENCIES										
GENERAL FUND ACCOUNTS										
MILITARY CONSTRUCTION, DEFENSE AGENCIES										
FUND RESOURCES:										
UNDISBURSED FUNDS				69,022,311.11			48,489,000.00			54,398,900.40
TRANSFER TO:										
ADMINISTRATION, FEDERAL HIGHWAY				386,637.28						386,360.48
FUND EQUITIES:										
UNOBLIGATED BALANCE				-48,226,934.83				27,921,230.35		-76,148,165.18
ACCOUNTS PAYABLE				-3,803,504.36				-2,007,580.89		-1,795,923.47
UNDELIVERED ORDERS				-17,378,509.20				-537,336.97		-16,841,172.23
				-0-				25,376,312.49		-0-
SUBTOTAL 97			0500		48,489,000.00		23,112,687.51	25,376,312.49		
TOTAL, MILITARY CONSTRUCTION, DEFENSE AGENCIES					48,489,000.00		23,112,687.51	25,376,312.49		
TOTAL, MILITARY CONSTRUCTION					1,641,082,000.00		1,931,504,185.62	-290,422,185.62		
FAMILY HOUSING										
DEFENSE AGENCIES										
GENERAL FUND ACCOUNTS										

ACCOUNT, DEFENSE		NO YEAR	79	0700								
FUND RESOURCES:		1978			71,622,768.47			53,698,423.33		-8,180,387.40		83,507,579.20
UNDISBURSED FUNDS		1977										189,156.30
		1976						-30,000,000.00		-127,899.70		-29,872,160.30
		1975			799,950.38		127	-1,354,230.68		-24,840.75		-529,439.55
		PRIOR YEARS			-1,472.76					-1,472.76		
					-15.88			24,840.75		-15.88		24,840.75
TRANSFER TO:												
DEFENSE AGENCIES		NO YEAR	97	0700	7	1,079,883.16		229,890.70		120,470.39		1,189,303.47
		1978						5,558,000.00		3,411,980.77		2,430,616.63
		1977			2,233,567.05			-82,000.00		943,780.90		1,108,068.32
		1976			-523,034.10			127	714,949.37		164,101.35	
		PRIOR YEARS			-94,720.04					4,834.52		27,813.92
NAVY		NO YEAR	17	97	0700	106,389,839.58		13	51,195,861.51		73,725,194.04	87-35,114.00
		1978						302,096,000.00		163,980,622.22		136,019,415.11
		1977			96,189,025.13					61,469,779.44		34,437,069.35
		1976			18,319,537.05					10,090,784.44		6,666,388.44
		PRIOR YEARS			3,900,677.90					1,562,364.17		5,028,784.69
NAVY, MARINE CORPS		NO YEAR	17	97	0700	27	84,384.58		60,127.89		101,919.78	42,552.69
		1978						55,410,000.00		32,889,465.65		22,119,269.04
		1977			21,760,002.90			-30,000.00		16,117,040.56		5,912,521.07
		1976			1,931,084.23					1,297,325.57		419,947.34
		PRIOR YEARS			97,397.29					213,811.32		291,580.22
ARMY		NO YEAR	21	97	0700	187,618,061.85		14	31,074,230.34		111,453,263.07	107,239,029.12
		1978						500,655,000.00		384,209,850.97		115,420,218.10
		1977			157,049,095.64			-663,000.00		94,962,118.75		60,877,413.33
		1976			54,520,475.56			12	-28,340,214.50		23,593,766.15	
		PRIOR YEARS			5,771,297.32					28,188,214.50		2,586,494.91
AIR FORCE		NO YEAR	57	97	0700	113,688,238.18		13	21,288,033.89		980,325.91	30,880,471.45
		1978						400,881,000.00		67,005,654.59		67,970,617.48
		1977			66,422,605.76					290,232,368.36		109,584,579.77
		1976			15,680,698.24					59,996,515.58		7,046,201.97
		PRIOR YEARS			1,354,222.85			12	-2,216,559.67		13,307,222.42	156,916.15
					3,200,237.98					2,918,559.67		-164,275.41
					74,616.64					632,127.78		3,804,930.15
ACCOUNTS RECEIVABLE												3,745,326.19
UNFILLED CUSTOMER ORDERS												126,541.95
FUND EQUITIES:												
UNOBLIGATED BALANCE					-225,875,695.82							-4,992,712.36
ACCOUNTS PAYABLE					-243,642,199.24							12,667,173.47
UNDELIVERED ORDERS					-459,650,529.90							-54,395,279.27
SUBTOTAL 97 0700					-0-			1,342,550,567.66		1,402,992,930.79		-60,442,371.13
FAMILY HOUSING, DEFENSE												
FUND RESOURCES:												
UNDISBURSED FUNDS		NO YEAR	97	0701				195,140,000.00		-195,140,000.00		
		1978						1,265,000,000.00		-1,265,000,000.00		
AUTHORITY TO BORROW FROM THE PUBLIC												
SUBTOTAL 97 0701					-0-			1,342,550,567.66		-1,342,550,567.66		-0-
PUBLIC ENTERPRISE FUNDS												
HOMEOWNERS ASSISTANCE FUND, DEFENSE												
FUND RESOURCES:												
UNDISBURSED FUNDS		NO YEAR	97	4090	9,002,535.12	1,500,000.00	17	1,337,544.68		1,779,816.74		7,385,173.70
AUTHORITY TO BORROW FROM THE PUBLIC					3,818,294.04			1,337,544.68				5,155,838.72
ACCOUNTS RECEIVABLE					-3,185.80							6,371.60
FUND EQUITIES:												
UNOBLIGATED BALANCE					-12,140,413.57							-877,192.18
ACCOUNTS PAYABLE					-173,980.55							334,505.25
UNDELIVERED ORDERS					-503,249.24							-775,676.83
SUBTOTAL 97 4090					-0-	1,500,000.00				1,779,816.74		-279,816.74
TOTAL, FAMILY HOUSING, DEFENSE AGENCIES . . . . .								1,344,050,567.66		1,404,772,755.53		-60,722,187.87

FOOTNOTES AT END OF CHAPTER

Appropriations, Outlays, and Balances - Continued

Appropriation or Fund Account		Account symbol			Balances beginning of fiscal year	Appropriations and other obligational authority 1/	Transfers, borrowings, and investments (net) 2/	Outlays (net)	Balances withdrawn and other transactions 3/	Balances end of fiscal year 4/
Title	Period of availability	Dept. Reg.	Account No.	Sub. No.						
DEPARTMENT OF DEFENSE - MILITARY--CONTINUED										
CIVIL DEFENSE										
GENERAL FUND ACCOUNTS										
OPERATION AND MAINTENANCE, DEFENSE CIVIL PREPAREDNESS AGENCY, DEPARTMENT OF DEFENSE										
FUND RESOURCES:-										
UNDISBURSED FUNDS	1978 43		0604		---	\$70,600,000.00	---	\$52,871,824.66	\$263,510.86	\$17,464,664.48
	1977				\$15,181,673.09	---	---	12,132,128.02	529,770.95	2,519,774.12
	1976				2,713,061.29	---	---	917,294.22	327,838.54	---
	PRIOR YEARS				1,096,923.11	---	---	283,456.41	441,428.42	1,839,966.81
					12,249,474.63	---	---	---	5,085,101.97	7,164,322.66
ACCOUNTS RECEIVABLE					---	---	---	---	---	---
FUND EQUITIES:					---	---	---	---	2,707,850.22	-7,428,137.28
ACCOUNTS PAYABLE					-4,720,287.06	---	---	---	-4,560,204.27	-21,560,550.79
UNDELIVERED ORDERS					-26,520,795.06	---	---	---	4,395,296.69	-0-
	SUBTOTAL 43		0604		-0-	70,600,000.00	---	66,204,703.31	---	-0-
RESEARCH, SHELTER SURVEY AND MARKING, DEFENSE CIVIL PREPAREDNESS AGENCY, DEPARTMENT OF DEFENSE										
FUND RESOURCES:-										
UNDISBURSED FUNDS	1978 43		0605		624,706.64	---	-1,310,806.34	-873,535.69	187,435.99	---
	1977				---	21,000,000.00	---	6,819,957.51	73,512.25	14,106,530.24
	1976				13,262,734.09	---	---	5,400,421.07	79,865.18	7,782,447.84
	PRIOR YEARS				9,280,692.31	---	---	3,193,999.47	1,147,507.06	---
					2,370,335.75	---	---	1,040,294.56	164,072.17	7,415,561.14
					3,660,054.81	---	---	---	2,600,768.14	1,059,286.67
ACCOUNTS RECEIVABLE					---	---	---	---	---	---
FUND EQUITIES:					---	---	---	---	4,830,604.61	-7,822,473.90
ACCOUNTS PAYABLE					-2,991,869.29	---	---	---	-3,664,902.32	-22,541,751.99
UNDELIVERED ORDERS					-26,206,654.31	---	---	---	5,418,863.08	-0-
	SUBTOTAL 43		0605		-0-	21,000,000.00	---	15,581,136.92	---	-0-
TOTAL, CIVIL DEFENSE . . . . .					---	91,600,000.00	---	81,785,840.23	9,814,159.77	---
SPECIAL FOREIGN CURRENCY PROGRAM										
GENERAL FUND ACCOUNT										
SPECIAL FOREIGN CURRENCY PROGRAM, DEFENSE										
FUND RESOURCES:-										
UNDISBURSED FUNDS	1978-79 97		0800		---	2,480,000.00	---	96,932.88	---	2,383,067.12
	1977-78				3,111,337.38	---	---	1,049,263.23	1,005,069.12	1,057,005.03
	1976-77				1,182,874.71	---	---	512,831.09	2,657.06	667,336.56
	1975-76				625,686.76	---	-273,128.98	249,399.44	103,158.34	---
	PRIOR YEARS				1,302,359.86	---	---	446,175.20	136,509.67	992,803.97
					2,657.06	---	---	---	2,657.06	---
ACCOUNTS RECEIVABLE					---	---	---	---	---	---
FUND EQUITIES:					---	---	---	---	---	---
UNOBLIGATED BALANCE					-2,112,190.00	---	---	---	-759,631.00	-1,352,559.00
ACCOUNTS PAYABLE					-4,107,630.92	---	---	---	-359,977.24	-3,747,653.68
UNDELIVERED ORDERS					-5,044.85	---	---	---	-5,044.85	---
	SUBTOTAL 97		0800		-0-	2,480,000.00	---	2,354,601.84	125,398.16	-0-
TOTAL, SPECIAL FOREIGN CURRENCY PROGRAM . . . . .					---	2,480,000.00	---	2,354,601.84	125,398.16	---

PUBLIC ENTERPRISE FUNDS									
DEPARTMENT OF THE ARMY									
DEFENSE PRODUCTION GUARANTEES, ARMY									
FUND RESOURCES:									
UNDISBURSED FUNDS	NO YEAR 21	4080	2,208,870.14	-	-	-	141.24	-	2,208,728.90
FUND EQUITIES:									
UNOBLIGATED BALANCE			-2,208,728.90	-	-	-	-	-141.24	-2,208,728.90
ACCOUNTS PAYABLE			-141.24	-	-	-	-	-141.24	-
	SUBTOTAL 21	4080	-0-	-	-	-	141.24	-141.24	-0-
TOTAL, PUBLIC ENTERPRISE FUNDS, ARMY									
			-	-	-	-	141.24	-141.24	-
DEPARTMENT OF THE NAVY									
DEFENSE PRODUCTION GUARANTEES, NAVY									
FUND RESOURCES:									
UNDISBURSED FUNDS	NO YEAR 17	4080	3,576,628.17	-	-	-	-719,221.89	-	4,295,850.06
FUND EQUITIES:									
UNOBLIGATED BALANCE			-3,576,628.17	-	-	-	-	719,221.89	-4,295,850.06
	SUBTOTAL 17	4080	-0-	-	-	-	-719,221.89	719,221.89	-0-
LAUNDRY SERVICE, NAVAL ACADEMY (PERMANENT APPROPRIATION)									
FUND RESOURCES:									
UNDISBURSED FUNDS	NO YEAR 17	4002	172,243.85	-	-	-	130,931.40	-	41,312.45
ACCOUNTS RECEIVABLE			253,143.00	-	-	-	-	9,043.95	244,059.05
FUND EQUITIES:									
UNOBLIGATED BALANCE			-290,429.54	-	-	-	-	-202,746.86	-87,682.68
ACCOUNTS PAYABLE			-97,757.25	-	-	-	-	10,531.46	-108,288.71
UNDELIVERED ORDERS			-37,200.06	-	-	-	-	52,240.05	-85,440.11
	SUBTOTAL 17	4002	-0-	-	-	-	130,931.40	-130,931.40	-0-
TOTAL, PUBLIC ENTERPRISE FUNDS, NAVY									
			-	-	-	-	-588,290.49	588,290.49	-
DEPARTMENT OF THE AIR FORCE									
DEFENSE PRODUCTION GUARANTEES, AIR FORCE									
FUND RESOURCES:									
UNDISBURSED FUNDS	NO YEAR 57	4080	1,790,017.52	-	-	-	-	-	1,790,017.52
FUND EQUITIES:									
UNOBLIGATED BALANCE			-1,790,017.52	-	-	-	-	-	-1,790,017.52
	SUBTOTAL 57	4080	-0-	-	-	-	-	-	-0-
TOTAL, PUBLIC ENTERPRISE FUNDS, AIR FORCE									
			-	-	-	-	-	-	-

Appropriations, Outlays, and Balances - Continued

Appropriation or Fund Account		Account symbol			Balances beginning of fiscal year	Appropriations and other obligational authority <u>1/</u>	Transfers, borrowings, and investments (net) <u>2/</u>	Outlays (net)	Balances withdrawn and other transactions <u>3/</u>	Balances end of fiscal year <u>4/</u>
Title	Period of availability	Dept. Reg.	Account No.	Sub. No.						
DEPARTMENT OF DEFENSE - MILITARY-CONTINUED										
REVOLVING AND MANAGEMENT FUNDS-CONTINUED										
PUBLIC ENTERPRISE FUNDS-CONTINUED										
DEFENSE AGENCIES										
DEFENSE PRODUCTION GUARANTEES, DEFENSE SUPPLY AGENCIES										
FUND RESOURCES:										
UNDISBURSED FUNDS	NO YEAR 97		4080		-----	-----	-----	-5,043.42	-----	\$5,043.42
FUND EQUITIES:										
UNOBLIGATED BALANCE					-----	-----	-----	5,043.42	-----	-5,043.42
	SUBTOTAL 97		4080		-0-			-5,043.42	5,043.42	-0-
TOTAL, PUBLIC ENTERPRISE FUNDS, DEFENSE AGENCIES . . . . .					-----	-----	-----	-5,043.42	5,043.42	-----
TOTAL, PUBLIC ENTERPRISE FUNDS . . . . .					-----	-----	-----	-593,192.67	593,192.67	-----
INTRAGOVERNMENTAL FUNDS										
DEPARTMENT OF THE ARMY										
ARMY STOCK FUND										
FUND RESOURCES:										
UNDISBURSED FUNDS	NO YEAR 21		4991		\$498,762,621.13	\$100,000,000.00	\$10,000,000.00	-186,056,328.93	-----	794,818,950.06
UNFUNDED CONTRACT AUTHORITY (TO USC 2210B)	NO YEAR 21		4991		151,281,513.65	-----	-----	-----	<sup>18/</sup> 32,118,449.59	183,399,963.24
ACCOUNTS RECEIVABLE					264,691,026.28	-----	-----	-----	70,128,771.54	194,562,254.74
UNFILLED CUSTOMER ORDERS					633,549,158.57	-----	-----	-----	10,692,662.22	622,856,496.35
FUND EQUITIES:										
ACCOUNTS PAYABLE					-339,924,696.86	-----	-----	-----	3,045,928.07	-342,970,624.93
UNDELIVERED ORDERS					-1,208,359,622.77	-----	-----	-----	244,307,416.69	-1,452,667,039.46
	SUBTOTAL 21		4991		-0-	100,000,000.00	10,000,000.00	-186,056,328.93	296,056,328.93	-0-
ARMY INDUSTRIAL FUND										
FUND RESOURCES:										
UNDISBURSED FUNDS	NO YEAR 21		4992		115,564,991.09	-----	-----	-4,510,599.84	-----	120,075,590.93
ACCOUNTS RECEIVABLE					145,971,017.98	-----	-----	-----	29,580,479.77	116,390,538.21
UNFILLED CUSTOMER ORDERS					949,318,989.22	-----	-----	-----	-150,906,292.57	1,100,225,281.79
FUND EQUITIES:										
UNOBLIGATED BALANCE					-755,979,140.62	-----	-----	-----	101,567,622.14	-657,546,762.76
ACCOUNTS PAYABLE					-230,532,738.83	-----	-----	-----	-9,076,905.82	-221,455,833.01
UNDELIVERED ORDERS					-224,343,118.84	-----	-----	-----	33,345,696.32	-257,688,815.16
	SUBTOTAL 21		4992		-0-	-----	-----	-4,510,599.84	4,510,599.84	-0-
ARMY MANAGEMENT FUND										
FUND RESOURCES:										
UNDISBURSED FUNDS	NO YEAR 21		3970		14,836,555.95	-----	-----	9,709,390.09	-----	5,127,165.86
ACCOUNTS RECEIVABLE					49,399,906.89	-----	-----	-----	-12,477,475.17	61,877,382.06
UNFILLED CUSTOMER ORDERS					9,611,319.66	-----	-----	-----	1,823,969.62	7,787,350.04
FUND EQUITIES:										
UNOBLIGATED BALANCE					-12,936,034.92	-----	-----	-----	-2,244,012.79	<sup>19/</sup> 10,692,022.13
ACCOUNTS PAYABLE					-60,911,747.58	-----	-----	-----	3,188,128.25	-64,099,875.83
	SUBTOTAL 21		3970		-0-	-----	-----	9,709,390.09	-9,709,390.09	-0-
TOTAL, INTRAGOVERNMENTAL FUNDS, ARMY . . . . .					-----	100,000,000.00	10,000,000.00	-180,857,538.68	290,857,538.68	-----

NAVY STOCK FUND												
FUND RESOURCES:												
UNDISBURSED FUNDS	4911	NO YEAR 17	92,840,836.61	30,000,000.00	85,600,000.00	33,392,884.23	175,047,952.38					
UNFUNDED CONTRACT AUTHORITY	4911	NO YEAR 17	503,361,387.09	457,218.16			561,379,276.25					
(10 USC 2210 B)			48,306,679.52				51,456,534.13					
ACCOUNTS RECEIVABLE			178,344,637.07				200,920,740.88					
UNFILLED CUSTOMER ORDERS												
FUND EQUITIES:												
UNOBLIGATED BALANCE			-37,873,673.26				-48,358,920.63					
ACCOUNTS PAYABLE			-784,979,867.03				-940,401,583.01					
UNDELIVERED ORDERS			-0-				-0-					
SUBTOTAL 17	4911	SUBTOTAL 17		30,457,218.16	85,600,000.00	33,392,884.23						
UNAPPLIED STOCK FUND CHARGES, NAVY												
FUND RESOURCES:												
UNDISBURSED FUNDS	1998	NO YEAR 17				-141.12	141.12					
FUND EQUITIES:												
ACCOUNTS PAYABLE			-0-				-141.12					
SUBTOTAL 17	1998	SUBTOTAL 17				-141.12	-141.12					
MARINE CORPS STOCK FUND												
FUND RESOURCES:												
UNDISBURSED FUNDS	4913	NO YEAR 17	42,007,749.25	1,500,000.00		-1,642,505.22	45,550,254.47					
UNFUNDED CONTRACT AUTHORITY	4913	NO YEAR 17	7,982,302.45				15,562,936.83					
(10 USC 2210 B)			5,026,322.57				10,679,270.82					
ACCOUNTS RECEIVABLE			4,380,857.00				3,301,963.49					
UNFILLED CUSTOMER ORDERS												
FUND EQUITIES:												
UNOBLIGATED BALANCE			-1,335,284.83				-3,905,288.01					
ACCOUNTS PAYABLE			-58,061,946.64				-71,189,137.60					
UNDELIVERED ORDERS			-0-				-0-					
SUBTOTAL 17	4913	SUBTOTAL 17		1,900,000.00		-1,642,505.22						
NAVY INDUSTRIAL FUND												
FUND RESOURCES:												
UNDISBURSED FUNDS	4912	NO YEAR 17	315,260,649.89			-62,940,595.84	378,201,245.73					
UNFUNDED CONTRACT AUTHORITY	4912	NO YEAR 17	314,706,009.93				404,052,998.17					
(10 USC 2210 B)			2,297,201,554.49				2,766,083,581.07					
ACCOUNTS RECEIVABLE												
UNFILLED CUSTOMER ORDERS												
FUND EQUITIES:												
UNOBLIGATED BALANCE			-1,099,885,851.57				-1,429,384,779.82					
ACCOUNTS PAYABLE			-731,236,938.48				-969,085,692.07					
UNDELIVERED ORDERS			-1,095,985,424.26				-1,205,867,753.08					
UNDELIVERED ORDERS			-0-				-0-					
SUBTOTAL 17	4912	SUBTOTAL 17				-62,940,595.84						
MARINE CORPS INDUSTRIAL FUND												
FUND RESOURCES:												
UNDISBURSED FUNDS	4914	NO YEAR 17	2,101,633.20			-355,263.59	2,456,856.89					
UNFUNDED CONTRACT AUTHORITY	4914	NO YEAR 17	1,790,893.14				1,795,049.27					
(10 USC 2210 B)			9,503,550.64				17,356,300.40					
ACCOUNTS RECEIVABLE												
UNFILLED CUSTOMER ORDERS												
FUND EQUITIES:												
UNOBLIGATED BALANCE			-5,776,364.73				-13,352,423.45					
ACCOUNTS PAYABLE			-4,727,675.18				-4,468,438.34					
UNDELIVERED ORDERS			-2,892,127.17				-3,807,364.77					
UNDELIVERED ORDERS			-0-				-0-					
SUBTOTAL 17	4914	SUBTOTAL 17				-355,263.59						
NAVY MANAGEMENT FUND												
FUND RESOURCES:												
UNDISBURSED FUNDS	3980	NO YEAR 17	4,321,938.66			-29,756,347.12	25,434,408.46					
UNFUNDED CONTRACT AUTHORITY	3980	NO YEAR 17	22,718,405.70				82,974,446.65					
(10 USC 2210 B)												
ACCOUNTS RECEIVABLE												
UNFILLED CUSTOMER ORDERS												
FUND EQUITIES:												
UNOBLIGATED BALANCE			-1,000,000.00				-1,000,000.00					
ACCOUNTS PAYABLE			-17,396,467.04				-107,408,855.11					
UNDELIVERED ORDERS			-0-				-0-					
SUBTOTAL 17	3980	SUBTOTAL 17				-29,756,347.12						
TOTAL, INTRAGOVERNMENTAL FUNDS, NAVY . . . . .												
32,357,218.16												
85,600,000.00												
179,259,186.82												

Appropriations, Outlays, and Balances - Continued

Appropriation or Fund Account	Period of availability	Account symbol		Balances beginning of fiscal year	Appropriations and other obligatory authority 1/	Transfers, borrowings, and investments (net) 2/	Outlays (net)	Balances withdrawn and other transactions 3/	Balances end of fiscal year 4/
		Dept. Reg. Form	Sub. Account No.						
DEPARTMENT OF DEFENSE - MILITARY-CONTINUED									
REVOLVING AND MANAGEMENT FUNDS-CONTINUED									
INTRAGOVERNMENTAL FUNDS-CONTINUED									
DEPARTMENT OF THE AIR FORCE									
AIR FORCE STOCK FUND									
FUND RESOURCES:									
UNDISBURSED FUNDS	NO YEAR 57	4921		\$187,204,210.69	\$34,600,000.00	\$40,700,000.00	\$104,649,621.71		\$157,854,588.98
UNFUNDED CONTRACT AUTHORITY									
(10 USC 2210)	NO YEAR 57	4921		682,147,955.07	252,107,321.31			187,443,121,879.35	571,377,135.73
ACCOUNTS RECEIVABLE				201,398,037.58				-14,802,178.19	216,200,215.71
UNFILLED CUSTOMER ORDERS				173,216,075.20				19,619,687.32	153,596,387.88
FUND EQUITIES:									
ACCOUNTS PAYABLE				-361,331,663.71				-5,878,889.50	-355,452,774.21
UNDELIVERED ORDERS	SUBTOTAL 57	4921		-882,634,594.83	286,707,321.31	40,700,000.00	104,649,621.71	222,757,699.60	-1,143,575,554.15
				-0-					-0-
AIR FORCE INDUSTRIAL FUND									
FUND RESOURCES:									
UNDISBURSED FUNDS	NO YEAR 57	4922		102,678,087.27			-36,126,075.06		138,804,163.33
ACCOUNTS RECEIVABLE				170,259,087.58				-11,481,399.17	181,740,486.75
UNFILLED CUSTOMER ORDERS				611,486,755.85				-61,241,802.88	671,726,556.73
FUND EQUITIES:									
UNOBLIGATED BALANCE				-328,112,807.75				31,727,636.17	19/-359,840,443.90
ACCOUNTS PAYABLE				-347,758,775.53				20,030,901.24	-367,825,676.77
UNDELIVERED ORDERS				-208,512,348.44				57,090,739.70	-265,603,088.14
	SUBTOTAL 57	4922		-0-			-36,126,075.06	36,126,075.06	-0-
AIR FORCE MANAGEMENT FUND									
FUND RESOURCES:									
UNDISBURSED FUNDS	NO YEAR 57	3960		3,108,857.46			1,949,056.28	298,281.33	1,616,519.85
ACCOUNTS RECEIVABLE				1,660.00				1,660.00	
UNFILLED CUSTOMER ORDERS				1,980,745.08				1,941,266.16	39,478.92
FUND EQUITIES:									
UNOBLIGATED BALANCE				-1,849,146.83				-507,849.30	-1,341,297.53
ACCOUNTS PAYABLE				-2,135,033.45				-1,873,719.59	-261,313.86
UNDELIVERED ORDERS				-1,107,082.26				-1,053,694.88	-53,387.38
	SUBTOTAL 57	3960		-0-			1,949,056.28	-1,144,056.28	-0-
TOTAL, INTRAGOVERNMENTAL FUNDS, AIR FORCE					286,707,321.31	40,700,000.00	65,717,602.93	257,689,718.38	
DEFENSE AGENCIES									
DEFENSE STOCK FUND									
FUND RESOURCES:									
UNDISBURSED FUNDS	NO YEAR 97	4961		425,821,452.84	4,300,000.00	-136,300,000.00	-245,582,790.39		539,204,243.23
UNFUNDED CONTRACT AUTHORITY									
(10 USC 2210 B)	NO YEAR 97	4961		695,169,454.18				184,555,511,379.59	239,258,074.59
ACCOUNTS RECEIVABLE				488,500,074.79				26,538,951.34	462,361,123.45
UNFILLED CUSTOMER ORDERS				352,753,631.73				-1,120,781,468.39	1,473,535,100.12
FUND EQUITIES:									
ACCOUNTS PAYABLE				-331,574,151.31				127,008,255.72	-458,532,407.03
UNDELIVERED ORDERS				-1,631,120,462.73				624,705,672.13	-2,255,846,134.36
	SUBTOTAL 97	4961		-0-	4,300,000.00	-136,300,000.00	-245,582,790.39	113,382,790.39	-0-

DEFENSE INDUSTRIAL FUND									
FUND RESOURCES:									
UNDISBURSED FUNDS	NO YEAR 97	4562	45,266,065.67	-	-	-10,200,859.94	-	55,467,525.61	
ACCOUNTS RECEIVABLE			12,243,324.17	-	-	-	-12,953,424.59	25,196,748.76	
UNFILED CUSTOMER ORDERS			12,562,346.91	-	-	-	-3,104,080.09	15,666,527.00	
FUND EQUITIES:									
UNOBLIGATED BALANCE			-15,953,571.65	-	-	-	11,210,883.21	-27,170,454.86	
ACCOUNTS PAYABLE			-44,834,612.36	-	-	-	16,416,656.39	-61,251,268.75	
UNDELIVERED ORDERS			-9,304,652.74	-	-	-	-1,275,174.98	-7,929,477.76	
			-0-	-	-	-	10,200,859.94	-0-	
	SUBTOTAL 97	4962							

TOTAL, INTRAGOVERNMENTAL FUNDS, DEFENSE AGENCIES . . . . .			4,300,000.00	-136,300,000.00	-255,583,650.33	123,583,650.33	-	-
--	--	--	--------------	-----------------	-----------------	----------------	---	---

TOTAL, INTRAGOVERNMENTAL FUNDS . . . . .			423,364,535.47	-	-428,027,254.74	851,350,094.21	-	-
--	--	--	----------------	---	-----------------	----------------	---	---

TOTAL, REVOLVING AND MANAGEMENT FUND . . . . .			423,364,539.47	-	-428,618,747.41	851,983,286.88	-	-
--	--	--	----------------	---	-----------------	----------------	---	---

TRUST FUND ACCOUNTS

DEPARTMENT OF THE ARMY

BEQUEST OF MAJOR GENERAL FRED C. ATSWORTH, LIBRARY, WALTER REED GENERAL HOSPITAL								
FUND RESOURCES:								
UNDISBURSED FUNDS	NO YEAR 21	8063	3,999.80	345.00	-	-	-	4,344.80
INVESTMENTS IN PUBLIC DEBT SECURITIES			10,575.00	-	-	-	-	10,575.00
FUND EQUITIES:								
UNOBLIGATED BALANCE			-14,510.55	-	-	-	345.00	-14,855.55
ACCOUNTS PAYABLE			-64.25	-	-	-	-	-64.25
			-0-	-	-	-	-	-0-
	SUBTOTAL 21	8063		345.00			345.00	

SURCHARGE COLLECTIONS, SALES OF COMMISSARY STORES, ARMY								
FUND RESOURCES:								
UNDISBURSED FUNDS	NO YEAR 21	8420	60,497,699.31	-	-8,306,644.75	-	-	68,800,344.06
ACCOUNTS RECEIVABLE			2,483,940.36	-	-	-2,245,195.22	-	4,729,135.58
FUND EQUITIES:								
UNOBLIGATED BALANCE			-33,505,720.45	-	-	-1,445,382.30	-	-32,060,338.19
ACCOUNTS PAYABLE			-6,936,707.85	-	-	-1,597,007.99	-	-5,339,699.86
UNDELIVERED ORDERS			-22,539,211.33	-	-	13,550,230.26	-	-36,135,441.59
			-0-	-	-8,306,644.75	8,308,644.75	-	-0-
	SUBTOTAL 21	8420						

DEPARTMENT OF THE ARMY GENERAL GIFT FUND								
FUND RESOURCES:								
UNDISBURSED FUNDS	NO YEAR 21	8927	262,057.16	58,875.26	-35,000.00	41,884.71	-	244,087.71
INVESTMENTS IN PUBLIC DEBT SECURITIES			97,800.00	-	35,000.00	-	-	132,800.00
FUND EQUITIES:								
UNOBLIGATED BALANCE			-355,558.72	-	-	-	-10,230.38	-345,328.34
ACCOUNTS PAYABLE			-2,881.71	-	-	-	-142.15	-2,739.56
UNDELIVERED ORDERS			-1,456.73	-	-	-	27,363.08	-28,819.81
			-0-	-	-	-	16,990.55	-0-
	SUBTOTAL 21	8927		58,875.26		41,884.71		
TOTAL, DEPARTMENT OF THE ARMY . . . . .				59,220.26		-8,260,760.04	8,325,980.30	

DEPARTMENT OF THE NAVY

OFFICE OF NAVAL RECORDS AND HISTORY FUND								
FUND RESOURCES:								
UNDISBURSED FUNDS	NO YEAR 17	8003	37,087.60	35,392.10	-25,000.00	1,002.84	-	46,476.86
INVESTMENTS IN PUBLIC DEBT SECURITIES			346,500.00	-	25,000.00	-	-	371,500.00
FUND EQUITIES:								
UNOBLIGATED BALANCE			-383,587.60	-	-	-	34,389.26	-417,976.86
			-0-	-	-	-	34,389.26	-0-
	SUBTOTAL 17	8003		35,392.10		1,002.84		



Appropriations, Outlays, and Balances - Continued

Appropriation or Fund Account		Account symbol			Balances beginning of fiscal year	Appropriations and other obligational authority <sup>1/</sup>	Transfers, borrowings, and investments (net) <sup>2/</sup>	Outlays (net)	Balances withdrawn and other transactions <sup>3/</sup>	Balances end of fiscal year <sup>4/</sup>
Title	Period of availability	Dept. Reg.	Account No.	Sub. No.						
DEPARTMENT OF DEFENSE - MILITARY-CONTINUED										
TRUST FUND ACCOUNTS-CONTINUED										
DEPARTMENT OF THE NAVY-CONTINUED										
SURCHARGE COLLECTIONS, SALES OF COMMISSARY STORES, NAVY										
FUND RESOURCES:										
UNDISBURSED FUNDS	NO YEAR 17		8420		\$21,662,591.39	-	-	-\$2,552,412.40	-	\$24,215,003.79
FUND EQUITIES:										
UNOBLIGATED BALANCE					-21,662,591.39	-	-	2,552,412.40	-	-24,215,003.79
					-0-	-	-	-0-	-	-0-
	SUBTOTAL 17		8420							
SURCHARGE COLLECTIONS, SALES OF COMMISSARY STORES, MARINE CORPS										
FUND RESOURCES:										
UNDISBURSED FUNDS	NO YEAR 17		8421		4,259,289.99	-	-	-2,856,072.84	-	7,115,362.83
FUND EQUITIES:										
UNOBLIGATED BALANCE					-3,251,561.91	-	-	2,821,293.86	-	-6,072,855.77
ACCOUNTS PAYABLE					-1,007,728.08	-	-	34,778.98	-	-1,042,507.06
					-0-	-	-	-2,856,072.84	-	-0-
	SUBTOTAL 17		8421							
MIDSHIPMEN'S STORE, UNITED STATES NAVAL ACADEMY										
FUND RESOURCES:										
UNDISBURSED FUNDS	NO YEAR 17		8423		391,979.73	-	-	-56,712.49	-	448,652.22
ACCOUNTS RECEIVABLE					251,819.72	-	-	51,399.17	-	200,420.55
UNFILLED CUSTOMER ORDERS					1,583,899.66	-	-	-143,028.82	-	1,726,918.48
FUND EQUITIES:										
UNOBLIGATED BALANCE					-1,941,498.45	-	-	175,072.33	-	-2,116,570.78
ACCOUNTS PAYABLE					-252,245.85	-	-	-19,303.07	-	-232,942.78
UNDELIVERED ORDERS					-33,944.81	-	-	-7,427.12	-	-26,517.69
					-0-	-	-	56,712.49	-	-0-
	SUBTOTAL 17		8423							
DEPARTMENT OF THE NAVY GENERAL GIFT FUND										
FUND RESOURCES:										
UNDISBURSED FUNDS	NO YEAR 17		8716		164,355.19	\$640,059.78	-\$24,000.00	142,545.25	-	637,869.72
INVESTMENTS IN PUBLIC DEBT SECURITIES					102,000.00	-	24,000.00	-	-	126,000.00
FUND EQUITIES:										
UNOBLIGATED BALANCE					-221,451.11	-	-	516,879.23	-	-738,330.34
UNDELIVERED ORDERS					-44,904.08	-	-	-19,364.70	-	-25,539.38
					-0-	-	-	142,545.25	-	-0-
	SUBTOTAL 17		8716			640,059.78			497,514.53	
SHIPS' STORES PROFITS, NAVY										
FUND RESOURCES:										
UNDISBURSED FUNDS	NO YEAR 17		8723		2,112,650.84	11,049,946.26	-	10,837,658.61	-	2,324,938.49
FUND EQUITIES:										
UNOBLIGATED BALANCE					-2,112,650.84	-	-	212,287.65	-	-2,324,938.49
					-0-	-	-	212,287.65	-	-0-
	SUBTOTAL 17		8723			11,049,946.26		10,837,658.61		
UNITED STATES NAVAL ACADEMY MUSEUM FUND										
FUND RESOURCES:										
UNDISBURSED FUNDS	NO YEAR 17		8730		119,758.77	131,174.34	-47,000.00	92,414.02	-	111,519.09
INVESTMENTS IN PUBLIC DEBT SECURITIES					1,804,000.00	-	47,000.00	-	-	1,851,000.00
FUND EQUITIES:										
UNOBLIGATED BALANCE					-1,922,014.21	-	-	26,757.37	-	-1,948,711.58
UNDELIVERED ORDERS					-1,744.56	-	-	12,002.95	-	-13,747.51
					-0-	-	-	38,760.32	-	-0-
	SUBTOTAL 17		8730			131,174.34		92,414.02		
UNITED STATES NAVAL ACADEMY GENERAL GIFT FUND										
FUND RESOURCES:										
UNDISBURSED FUNDS	NO YEAR 17		8733		80,577.15	443,491.09	-275,000.00	138,572.28	-	106,495.56
INVESTMENTS IN PUBLIC DEBT SECURITIES					225,500.00	-	275,000.00	-	-	504,500.00
FUND EQUITIES:										
UNOBLIGATED BALANCE					-292,939.50	-	-	308,921.97	-	-601,861.47
UNDELIVERED ORDERS					-13,137.65	-	-	-4,003.16	-	-9,134.49
					-0-	-	-	304,918.81	-	-0-
	SUBTOTAL 17		8733			443,491.09		138,572.28		
TOTAL, DEPARTMENT OF THE NAVY . . . . .						12,300,063.57		5,746,995.27	6,553,066.30	

AIR FORCE CADET FUND		NO YEAR 57	8418	573,905.81						252,793.00					-2,041,336.60			281,112.81
FUND RESOURCES:				516,240.00														2,557,576.60
UNDISBURSED FUNDS																		
ACCOUNTS RECEIVABLE																		
FUND EQUITIES:				-23,387.30														-2,407,725.11
UNOBLIGATED BALANCE				-1,066,758.51														-430,944.30
ACCOUNTS PAYABLE				-0-														-0-
SUBTOTAL 57			8418							252,793.00								
SURCHARGE COLLECTIONS, SALES OF COMMISSARY STORES, AIR FORCE																		
FUND RESOURCES:																		
UNDISBURSED FUNDS																		
ACCOUNTS RECEIVABLE				62,525,137.08														76,383,323.09
FUND EQUITIES:				555,351.57														3,795,757.69
UNOBLIGATED BALANCE				-51,573,660.38														-43,025,716.26
ACCOUNTS PAYABLE				-1,678,997.39														-2,044,223.90
UNDELIVERED ORDERS				-9,827,830.88														-35,111,120.62
SUBTOTAL 57			8420															-0-
GENERAL GIFT FUND																		
FUND RESOURCES:																		
UNDISBURSED FUNDS				38,036.03														12,742.48
INVESTMENTS IN PUBLIC DEBT SECURITIES				6,500.00														10,500.00
FUND EQUITIES:																		
UNOBLIGATED BALANCE				-16,453.88														-21,828.18
ACCOUNTS PAYABLE				-42.40														-267.50
UNDELIVERED ORDERS				-28,039.75														-1,266.80
SUBTOTAL 57			8928					9,566.27										-0-
TOTAL, DEPARTMENT OF THE AIR FORCE								9,566.27										
TOTAL, TRUST FUND ACCOUNTS								12,368,850.10										
DEDUCTIONS FOR OFFSETTING RECEIPTS																		
PROPRIETARY RECEIPTS FROM THE PUBLIC																		
INTRABUDGETARY TRANSACTIONS																		
TOTAL																		
TOTAL, DEPARTMENT OF DEFENSE - MILITARY																		
DEPARTMENT OF DEFENSE - CIVIL																		
CEMETERIAL EXPENSES, ARMY																		
GENERAL FUND ACCOUNTS																		
SALARIES AND EXPENSES, CEMETERIAL EXPENSES, ARMY																		
FUND RESOURCES:																		
UNDISBURSED FUNDS																		
ACCOUNTS RECEIVABLE																		
FUND EQUITIES:																		
UNOBLIGATED BALANCE																		
ACCOUNTS PAYABLE																		
UNDELIVERED ORDERS																		
SUBTOTAL 21			1805															
TOTAL, CEMETERIAL EXPENSES, ARMY																		

Appropriations, Outlays, and Balances - Continued

Appropriation or Fund Account		Account symbol			Balances beginning of fiscal year	Appropriations and other obligational authority 1/	Transfers, borrowings, and investments (net) 2/	Outlays (net)	Balances withdrawn and other transactions 3/	Balances end of fiscal year 4/
Title	Period of availability	Dept. Reg.	Account No.	Sub. No.						
DEPARTMENT OF DEFENSE - CIVIL-CONTINUED										
CORPS OF ENGINEERS-CIVIL										
GENERAL FUND ACCOUNTS										
GENERAL INVESTIGATIONS, CORPS OF ENGINEERS, CIVIL										
FUND RESOURCES:										
UNDISBURSED FUNDS	NO YEAR 96		3121		\$16,856,025.20	\$107,046,000.00	---	\$95,621,544.16	---	\$28,280,481.02
TRANSFER TO:										
INTERIOR, UNITED STATES FISH AND WILDLIFE SERVICE	NO YEAR 14 96		3121	16	648,465.68	---	---	522,990.15	---	125,475.53
ACCOUNTS RECEIVABLE					6,712.43	---	---	---	-\$35,357.71	42,070.14
FUND EQUITIES:										
UNOBLIGATED BALANCE					-3,800,475.52	---	---	---	2,083,787.07	-5,884,262.59
ACCOUNTS PAYABLE					-5,022,960.75	---	---	---	5,759,791.89	-10,782,152.68
UNDELIVERED ORDERS					-3,687,767.00	---	---	---	3,093,244.42	-11,781,011.42
SUBTOTAL 96			3121		-0-	107,046,000.00	---	96,144,534.33	---	-0-
CONSTRUCTION, GENERAL, CORPS OF ENGINEERS, CIVIL										
FUND RESOURCES:										
UNDISBURSED FUNDS	NO YEAR 96		3122		593,489,021.58	1,537,820,000.00	---	1,428,175,262.47	---	703,133,759.11
TRANSFER TO:										
INTERIOR, UNITED STATES FISH AND WILDLIFE SERVICE	NO YEAR 14 96		3122	16	641,873.06	---	---	531,075.35	---	110,796.71
APPALACHIAN REGIONAL COMMISSION	NO YEAR 46 96		3122	2	504,352.34	---	---	61,813.37	---	442,538.97
ACCOUNTS RECEIVABLE					7,071,512.76	---	---	---	-1,053,255.44	8,124,768.20
UNFILLED CUSTOMER ORDERS					---	---	---	---	-27,698,074.11	27,698,074.11
FUND EQUITIES:										
UNOBLIGATED BALANCE					-118,225,019.37	---	---	---	129,055,717.41	-247,280,736.78
ACCOUNTS PAYABLE					-201,498,474.53	---	---	---	24,550,353.08	-226,048,827.61
UNDELIVERED ORDERS					-281,983,304.84	---	---	---	-15,802,892.13	-266,180,412.71
SUBTOTAL 96			3122		-0-	1,537,820,000.00	---	1,428,768,151.19	---	-0-
OPERATION AND MAINTENANCE, GENERAL, CORPS OF ENGINEERS, CIVIL										
FUND RESOURCES:										
UNDISBURSED FUNDS	NO YEAR 96		3123		123,789,361.43	768,870,000.00	-\$1,332,050.00	755,887,850.09	---	135,439,454.74
TRANSFER TO:										
INTERIOR, UNITED STATES FISH AND WILDLIFE SERVICE	NO YEAR 14 96		3123	16	225,459.42	---	1,332,050.00	1,389,801.43	---	167,707.99
ACCOUNTS RECEIVABLE					2,127,659.83	---	---	---	-5,636,880.34	7,764,540.17
UNFILLED CUSTOMER ORDERS					---	---	---	---	-2,497,665.47	2,497,665.47
FUND EQUITIES:										
UNOBLIGATED BALANCE					-5,458,989.15	---	---	---	17,683,550.13	-23,142,549.28
ACCOUNTS PAYABLE					-74,790,772.01	---	---	---	8,600,408.29	-83,391,180.30
UNDELIVERED ORDERS					-45,892,709.52	---	---	---	-6,557,070.73	-39,335,638.79
SUBTOTAL 96			3123		-0-	768,870,000.00	---	757,277,658.12	---	-0-
FLOOD CONTROL AND COASTAL EMERGENCIES, CORPS OF ENGINEERS, CIVIL										
FUND RESOURCES:										
UNDISBURSED FUNDS	NO YEAR 96		3125		-7,008,133.11	18,000,000.00	---	5,662,702.74	---	5,329,164.15
ACCOUNTS RECEIVABLE					34,253,769.00	---	---	---	16,257,406.38	17,996,362.62
UNFILLED CUSTOMER ORDERS					59,389,398.16	---	---	---	26,620,840.84	32,768,557.32
FUND EQUITIES:										
UNOBLIGATED BALANCE					-38,558,887.33	---	---	---	7,161,134.08	-45,720,021.41
ACCOUNTS PAYABLE					-40,530,999.15	---	---	---	-38,118,544.34	-2,412,454.81
UNDELIVERED ORDERS					-7,545,147.57	---	---	---	416,460.30	-7,961,607.87
SUBTOTAL 96			3125		-0-	18,000,000.00	---	5,662,702.74	---	-0-
GENERAL EXPENSES, CORPS OF ENGINEERS, CIVIL										
FUND RESOURCES:										
UNDISBURSED FUNDS	1978 96		3124		---	60,000,000.00	---	54,971,518.97	166,307.85	4,862,373.18
	1977				1,100,384.91	---	---	974,987.07	16,926.75	108,470.49
	1976				109,980.24	---	---	23,090.69	2,731.38	---
PRIOR YEARS					154,753.04	---	---	84,158.17	---	---
ACCOUNTS RECEIVABLE					7,805.77	---	---	---	28,119.61	231,568.97
FUND EQUITIES:										
UNOBLIGATED BALANCE					-120,175.14	---	---	---	-27,149.98	34,955.75
ACCOUNTS PAYABLE					-1,252,758.82	---	---	---	---	-1,536,641.78
UNDELIVERED ORDERS					-0-	60,000,000.00	---	---	---	-3,700,666.61
SUBTOTAL 96			3124		-0-	60,000,000.00	---	55,997,516.94	---	-0-

CORPS OF ENGINEERS, CIVIL FUND RESOURCES:									
UNDISBURSED FUNDS	NO YEAR 96	3112	93,458,947.97	253,081,000.00		224,678,774.00		122,001,073.91	
ACCOUNTS RECEIVABLE			1,624,155.00				1,623,345.00	810.00	
FUND EQUITIES:									
UNOBLIGATED BALANCE			-27,903,431.75				-8,370,154.84	-19,533,286.91	
ACCOUNTS PAYABLE			-20,757,780.28				14,222,128.15	-34,979,408.43	
UNDELIVERED ORDERS			-40,652,230.94				20,526,907.63	-61,579,138.57	
			-0-				28,402,225.94	-0-	
SUBTOTAL 96 3112 253,081,000.00 224,678,774.00 28,402,225.94									
SPECIAL FUND ACCOUNTS									
SPECIAL RECREATION USE FEES, CORPS OF ENGINEERS, CIVIL									
FUND RESOURCES:									
UNDISBURSED FUNDS	NO YEAR 96	5007	299,317.15	6,000,000.00		5,108,510.79		1,130,758.36	
ACCOUNTS RECEIVABLE							-664.04	664.04	
FUND EQUITIES:									
UNOBLIGATED BALANCE			-124,361.66				207,548.21	-351,509.87	
ACCOUNTS PAYABLE			-50,925.96				332,050.10	-302,570.06	
UNDELIVERED ORDERS			-124,029.53				252,540.94	-416,376.47	
			-0-				831,481.21	-0-	
SUBTOTAL 96 5007 6,000,000.00 5,108,510.79 831,481.21									
HYDRAULIC MINING IN CALIFORNIA, DEBRIS FUND									
FUND RESOURCES:									
UNDISBURSED FUNDS	NO YEAR 96	5066		48,000.00		48,000.00			
MAINTENANCE AND OPERATION OF DAMS AND OTHER IMPROVEMENTS OF NAVIGABLE WATERS									
FUND RESOURCES:									
UNDISBURSED FUNDS	NO YEAR 96	5125	1,380,000.00	5,537,902.35		1,356,550.23		5,561,346.12	
FUND EQUITIES:									
UNOBLIGATED BALANCE			-1,322,100.00				4,239,246.12	-5,561,346.12	
ACCOUNTS PAYABLE			-57,900.00				-57,900.00	-0-	
			-0-				4,181,346.12	-0-	
SUBTOTAL 96 5125 5,537,902.35 1,356,550.23 4,181,346.12									
PAYMENTS TO STATES, FLOOD CONTROL ACT OF 1954									
FUND RESOURCES:									
UNDISBURSED FUNDS	NO YEAR 96	5090	4,656,096.38	6,134,107.77		4,656,096.38		6,134,107.77	
FUND EQUITIES:									
UNOBLIGATED BALANCE			-4,656,096.38				1,478,011.39	-6,134,107.77	
			-0-				1,478,011.39	-0-	
SUBTOTAL 96 5090 6,134,107.77 4,656,096.38 1,478,011.39									
INTRAGOVERNMENTAL FUNDS									
REVOLVING FUND, CORPS OF ENGINEERS CIVIL									
FUND RESOURCES:									
UNDISBURSED FUNDS	NO YEAR 96	4902	107,194,501.50	21,525,000.00		-53,382,736.83		182,102,238.43	
ACCOUNTS RECEIVABLE			46,226,354.22				-3,422,943.71	49,649,297.93	
UNFILLED CUSTOMER ORDERS			77,660,144.09				-17,499,999.38	95,360,143.47	
FUND EQUITIES:									
UNOBLIGATED BALANCE			-9,056,131.99				4,644,210.53	-13,700,342.52	
ACCOUNTS PAYABLE			-167,352,785.78				48,734,242.10	-216,087,027.88	
UNDELIVERED ORDERS			-54,872,082.14				42,452,227.29	-57,324,309.43	
			-0-				74,907,736.83	-0-	
SUBTOTAL 96 4902 21,525,000.00 -53,382,736.83 74,907,736.83									
CONSOLIDATED WORKING FUND, ARMY ENGINEERS, CIVIL									
FUND RESOURCES:									
UNDISBURSED FUNDS	NO YEAR 96	3930	60,666,714.01			46,749,209.22		12,917,504.79	
ACCOUNTS RECEIVABLE			24,262.92					24,262.92	
FUND EQUITIES:									
UNOBLIGATED BALANCE			-52,539,340.85				-41,136,720.66	-11,452,614.19	
ACCOUNTS PAYABLE			-714,461.06				937,254.22	-1,651,715.28	
UNDELIVERED ORDERS			-7,387,175.02				-6,549,736.78	-837,438.24	
			-0-				-46,749,209.22	-0-	
SUBTOTAL 96 3930 46,749,209.22 -46,749,209.22									
PUBLIC ENTERPRISE FUNDS									
ALASKA HYDROELECTRIC POWER DEVELOPMENT FUND, CORPS OF ENGINEERS, CIVIL									
FUND RESOURCES:									
UNDISBURSED FUNDS	NO YEAR 96	4203		5,450,000.00				5,450,000.00	
FUND EQUITIES:									
UNOBLIGATED BALANCE							5,450,000.00	-5,450,000.00	
			-0-				5,450,000.00	-0-	
SUBTOTAL 96 4203 5,450,000.00 5,450,000.00									

FOOTNOTES AT END OF CHAPTER

Appropriations, Outlays, and Balances - Continued

Appropriation or Fund Account		Account symbol			Balances beginning of fiscal year	Appropriations and other obligational authority 1/	Transfers, borrowings, and investments (net) 2/	Outlays (net)	Balances withdrawn and other transactions 3/	Balances end of fiscal year 4/
Title	Period of availability	Dept. Reg	Tr From	Account No.						
DEPARTMENT OF DEFENSE - CIVIL-CONTINUED										
CORPS OF ENGINEERS-CIVIL-CONTINUED										
TRUST FUND ACCOUNTS										
RIVERS AND HARBORS CONTRIBUTED FUNDS										
FUND RESOURCES:										
UNDISBURSED FUNDS	NO YEAR 96			8862	\$28,647,098.12	\$39,153,429.05	---	\$38,500,225.29	---	\$29,300,361.88
ACCOUNTS RECEIVABLE					351,427.49	---	---	---	\$351,161.27	266.22
FUND EQUITIES:										
UNOBLIGATED BALANCE					-14,425,312.44	---	---	---	2,914,403.12	-17,339,715.56
ACCOUNTS PAYABLE					-4,051,830.11	---	---	---	-336,765.97	-3,715,064.14
UNDELIVERED ORDERS					-10,521,383.06	---	---	---	-2,275,594.66	-8,245,788.40
	SUBTOTAL 96			8862	-0-	39,153,429.05	---	38,500,225.29	653,203.76	-0-
RIVERS AND HARBORS ADVANCE FUND										
FUND RESOURCES:										
UNDISBURSED FUNDS	NO YEAR 96			8869	20.49	---	---	20.49	---	---
FUND EQUITIES:										
UNOBLIGATED BALANCE					-20.49	---	---	---	-20.49	---
	SUBTOTAL 96			8869	-0-	---	---	20.49	-20.49	-0-
DEDUCTIONS FOR OFFSETTING RECEIPTS 20/										
PROPRIETARY RECEIPTS FROM THE PUBLIC					---	-57,827,325.54	---	-57,827,325.54	---	---
TOTAL, CORPS OF ENGINEERS-CIVIL. . . . .					---	2,770,838,113.63	---	2,553,797,901.41	217,040,212.22	---
RYUKYU ISLANDS, ARMY										
GENERAL FUND ACCOUNTS										
RYUKYU ISLANDS, ARMY, ADMINISTRATION										
FUND RESOURCES:										
UNDISBURSED FUNDS	PRIOR YEARS 21			2700	2,995.40	---	---	2,995.40	---	---
FUND EQUITIES:										
ACCOUNTS PAYABLE					-2,995.40	---	---	---	-2,995.40	---
	SUBTOTAL 21			2700	-0-	---	---	2,995.40	-2,995.40	-0-
TOTAL, RYUKYU ISLANDS, ARMY. . . . .					---	---	---	2,995.40	-2,995.40	---
SOLDIERS' AND AIRMEN'S HOME										
TRUST FUND ACCOUNTS										
OPERATION AND MAINTENANCE, UNITED STATES SOLDIERS' AND AIRMEN'S HOME										
FUND RESOURCES:										
UNDISBURSED FUNDS	1978 84			8931	---	16,882,000.00	---	15,503,338.59	19,362.40	1,359,299.01
	1977				1,014,393.38	---	---	977,096.96	27,112.50	10,183.92
	1976				9,159.58	---	---	5,386.06	3,773.52	---
FUND EQUITIES:										
ACCOUNTS PAYABLE					-687,294.15	---	---	---	164,453.24	-851,747.39
UNDELIVERED ORDERS					-336,258.81	---	---	---	181,476.73	-517,735.54
	SUBTOTAL 84			8931	-0-	16,882,000.00	---	16,485,821.61	396,178.39	-0-
PAYMENT OF CLAIMS, UNITED STATES SOLDIERS' AND AIRMEN'S HOME										
FUND RESOURCES:										
UNDISBURSED FUNDS	NU YEAR 84			8930	---	5,386.40	---	5,386.40	---	---

REVOLVING FUND	NO YEAR 84	8463
FUND RESOURCES:		
UNDISBURSED FUNDS	75,187.99	
ACCOUNTS RECEIVABLE	835.07	
FUND EQUITIES:		
UNOBLIGATED BALANCE	-39,637.17	
ACCOUNTS PAYABLE	-13,586.99	
UNDELIVERED ORDERS	-22,798.90	
SUBTOTAL 84	8463	
TOTAL, SOLDIERS' AND AIRMEN'S HOME		16,062.16
		-295.74
		-11,704.57
		7,651.72
		-11,713.57
		-15,062.16
		59,125.83
		1,130.81

THE PANAMA CANAL  
CANAL ZONE GOVERNMENT  
GENERAL FUND ACCOUNTS

OPERATING EXPENSES, CANAL ZONE GOVERNMENT	NO YEAR 84	0116
FUND RESOURCES:		
UNDISBURSED FUNDS	1978 38	0116
	1977	
	1976	
ACCOUNTS RECEIVABLE	3,718,013.02	71,067,000.00
FUND EQUITIES:		
UNOBLIGATED BALANCE	23,128.37	
ACCOUNTS PAYABLE	26,556.83	
UNDELIVERED ORDERS	12,213.83	
SUBTOTAL 38	0116	
CAPITAL OUTLAY, CANAL ZONE GOVERNMENT		
FUND RESOURCES:		
UNDISBURSED FUNDS	NO YEAR 38	0118
UNOBLIGATED BALANCE	3,379,567.39	2,130,000.00
ACCOUNTS PAYABLE	-1,747,159.76	
UNDELIVERED ORDERS	-1,026,181.76	
SUBTOTAL 38	0118	
TOTAL, CANAL ZONE GOVERNMENT		73,157,000.00
		71,155,300.84
		2,041,699.16

PANAMA CANAL COMPANY  
PUBLIC ENTERPRISE FUNDS

PANAMA CANAL COMPANY FUND	NO YEAR 38	4060
FUND RESOURCES:		
UNDISBURSED FUNDS	47,142,714.51	
AUTHORITY TO BORROW FROM THE TREASURY	40,000,000.00	
ACCOUNTS RECEIVABLE	13,703,497.80	
FUND EQUITIES:		
UNOBLIGATED BALANCE	-20,359,777.07	
ACCOUNTS PAYABLE	-53,345,295.91	
UNDELIVERED ORDERS	-27,141,139.93	
SUBTOTAL 38	4060	
TOTAL, PANAMA CANAL COMPANY		23,613,361.04
		47,541,939.80
		23,613,361.04

PANAMA CANAL COMPANY FUND

NO YEAR 38	4060
47,142,714.51	
40,000,000.00	
13,703,497.80	
-20,359,777.07	
-53,345,295.91	
-27,141,139.93	
4060	
23,613,361.04	
47,541,939.80	
23,613,361.04	

Appropriations, Outlays, and Balances - Continued

Appropriation or Fund Account		Account symbol			Balances beginning of fiscal year	Appropriations and other obligational authority <u>1/</u>	Transfers, borrowings, and investments (net) <u>2/</u>	Outlays (net)	Balances withdrawn and other transactions <u>3/</u>	Balances end of fiscal year <u>4/</u>	
Title	Period of availability	Dept. Reg.	Tr. From	Account No.							Sub. No.
DEPARTMENT OF DEFENSE - CIVIL-CONTINUED											
MISCELLANEOUS ACCOUNTS											
SPECIAL FUND ACCOUNTS											
WILDLIFE CONSERVATION, ETC., MILITARY RESERVATIONS, ARMY											
FUND RESOURCES: -	NU YEAR 21			5095		\$416,364.24	\$723,635.77	-----	\$575,589.49	-----	\$564,410.52
UNDISBURSED FUNDS											
FUND EQUITIES:											
UNOBLIGATED BALANCE						-339,287.35	-----	-----	\$132,960.89	-----	-472,248.24
ACCOUNTS PAYABLE						-64,526.45	-----	-----	9,113.07	-----	-73,639.52
UNDELIVERED ORDERS						-12,550.44	-----	-----	5,972.32	-----	-18,522.76
	SUBTOTAL 21			5095		-0-	723,635.77	-----	575,589.49	148,046.28	-0-
WILDLIFE CONSERVATION, ETC., MILITARY RESERVATIONS, AIR FORCE											
FUND RESOURCES: -	NU YEAR 57			5095		42,673.89	138,024.25	-----	114,748.76	-----	65,949.38
UNDISBURSED FUNDS											
FUND EQUITIES:											
UNOBLIGATED BALANCE						-22,975.16	-----	-----	19,191.43	-----	-42,166.59
ACCOUNTS PAYABLE						-11,613.31	-----	-----	4,535.70	-----	-16,149.01
UNDELIVERED ORDERS						-8,085.42	-----	-----	-451.64	-----	-7,633.78
	SUBTOTAL 57			5095		-0-	138,024.25	-----	114,748.76	23,275.49	-0-
WILDLIFE CONSERVATION, ETC., MILITARY RESERVATIONS, NAVY											
FUND RESOURCES: -	NU YEAR 17			5095		109,197.89	78,719.07	-----	46,132.75	-----	141,784.21
UNDISBURSED FUNDS											
FUND EQUITIES:											
UNOBLIGATED BALANCE						-91,103.76	-----	-----	12,272.14	-----	-103,375.90
ACCOUNTS PAYABLE						-18,094.13	-----	-----	20,314.18	-----	-38,408.31
	SUBTOTAL 17			5095		-0-	78,719.07	-----	46,132.75	32,586.32	-0-
TOTAL, MISCELLANEOUS ACCOUNTS . . . . .						-----	940,379.09	-----	730,471.00	203,908.09	-----
DEDUCTIONS FOR OFFSETTING RECEIPTS <u>20/</u>											
PROPRIETARY RECEIPTS FROM THE PUBLIC						-----	-49,646,300.64	-----	-49,646,300.64	-----	-----
INTRABUDGETARY TRANSACTIONS						-----	-20,430,743.46	-----	-20,430,743.46	-----	-----
TOTAL . . . . .						-----	-70,077,044.10	-----	-70,077,044.10	-----	-----
TOTAL, DEPARTMENT OF DEFENSE - CIVIL . . . . .						-----	2,796,785,835.02	-----	2,553,197,990.05	243,587,844.37	-----
TOTAL, DEPARTMENT OF DEFENSE . . . . .						-----	118,672,493,287.49	-----	105,677,084,599.17	12,995,408,688.32	-----

1 The amounts in this column, unless otherwise footnoted, represent appropriations, increases in borrowing authority or new contract authority. Appropriation accounts with appropriation transfer activity are presented in Table 1 (Appropriations and appropriation transfers) at the end of the chapter. For further detail on appropriations, increases in borrowing authority and new contract authority; see Tables 1, 2 and 6 respectively in Part Four - Information Tables.

2 For detail of transfer activity by account see Table 2 (Transfers - Other than Appropriation Transfers) at end of chapter. Amounts not appearing in Table 2, unless otherwise footnoted, represent transfers of obligated balances from lapsed appropriations to merged prior-year accounts pursuant to 31 U.S.C. 701, borrowings (net) or investments (net).

3 The amounts in this column, unless otherwise footnoted, represent unobligated balances withdrawn or restored pursuant to 31 U.S.C. 701 and changes in unfilled customer orders, accounts receivable, accounts payable, undelivered orders and unobligated balances.

4 Unobligated balances represents no year or unexpired multiple year account unless otherwise footnoted. Unfilled customer orders for the following accounts include reimbursements anticipated on customer's orders for the Military Assistance Payments Program (MAP) in the following amounts:

Account	Amount
2182020	\$136,893.27
2172020	144.84
21M2020	9,852.50
218/02031	27,863,012.13
217/92031	4,465,557.10
216/82031	4,602.65
215/72031	29,576.00
21M2031	29,550.22
218/02032	14,265,316.62
217/92032	1,652,760.05
216/82032	5,979,217.28
215/72032	73,449.22
21M2032	2,688,714.02
218/02033	14,011,604.43
217/92033	23,003,557.75
216/82033	6,148,513.97
215/72033	802,571.32
21M2033	60,236.11
218/02034	9,939,741.98
217/92034	791,816.36
216/82034	1,268,670.15
215/72034	1,548,775.84
21M2034	212,057.60
218/02035	17,831,848.32
217/92035	8,264,978.61
216/82035	2,923,101.92
215/72035	2,807,464.84
21M2035	13,085,519.97
21M2030	12,653.90
21X2050	33,489.00
21X4991	11,807,493.10
<b>Total, Army</b>	<b>\$171,752,741.07</b>

Navy:	
1781804	\$59,034.10
1771804	260.10
17M1505	226,314.20
178/01506	6,840.00
177/91506	188,577.92
175/71506	35,303.89
175/71507	65,363.70
178/21611	2,718,000.00
177/11611	3,155,431.15
176/01611	3,745,447.89
175/91611	616,501.42
173/91611	758,516.03
174/81611	564,642.62
17M1611	466,883.69
178/01810	845,934.06
177/91810	1,342,762.96
176/81810	354,961.70
175/71810	29,149.41
17M1810	369,760.50
17M1109	132,425.79
17X1205	1,172,979.39
17X4912	50,170,887.66
<b>Total, Navy</b>	<b>\$67,025,978.18</b>
- Army	\$171,752,741.07
Navy	67,025,978.18
<b>Grand Total</b>	<b>238,778,719.25</b>

5 Excess of receivables over gross unpaid obligations.

6 Subject to disposition by the administrative agency.

7 Includes \$20,761,505.74 excess of receivables over gross unpaid obligations.

8 Includes \$30,000,000.00 to be transferred from 216/82034 to 219/12034 pursuant to P.L. 95-457.

9 Includes \$40,000,000.00 to be transferred from 216/82035 to 219/12035 pursuant to P.L. 95-457.

10 Includes \$15,000,000.00 to be transferred from 177/81319 to 179/01319 pursuant to P.L. 95-457.

11 Includes \$739,136.84 excess of receivables over gross unpaid obligations and \$268,440.71 subject to disposition by the administrative agency.

12 Transfer of obligated balance from lapsed appropriation to merged prior-year account pursuant to 31 U.S.C. 701.

Account	Amount
9760700	\$24,850.75
9760700(7)	64,440.56
21-9760700	28,188,214.50
57-9760700	2,918,559.67

13 Redemption of Government agency securities \$23,918,464.49.

14 Net redemption of Government agency securities \$32,977,092.90.

15 Redemption of Government agency securities \$60,693,874.95.

16 Includes \$138,822.05 excess of receivables over gross unpaid obligations.

17 Net redemption of Government agency securities \$1,337,544.68.

18 For further detail see Table 6 - Part Four - Information Tables.

19 Includes \$1,000,000.00 corpus of the fund.

20 For detail by account see Table B - "Receipts by Organizational Unit."



TABLE 1 - APPROPRIATIONS AND APPROPRIATION TRANSFERS

Account Symbol	Net Appropriations and Appropriation Transfers	Appropriation Amount *	Net Appropriation Transfers	Detail of Appropriation Transfers		
				Accounts Involved	Amount From, Or To (-)	Citation of Law
2182010	\$9,176,733,000.00	\$9,166,733,000.00	\$10,000,000.00	2182060	\$10,000,000.00	91 STAT. 905
2182070	532,600,000.00	555,600,000.00	-23,000,000.00	2182020	-23,000,000.00	91 STAT. 905
2182060	772,500,000.00	782,500,000.00	-10,000,000.00	2182010	-10,000,000.00	91 STAT. 905
1781453	6,444,413,000.00	6,453,113,000.00	-8,700,000.00	1781405	-8,700,000.00	91 STAT. 905
1781405	225,400,000.00	216,700,000.00	8,700,000.00	1781453	8,700,000.00	91 STAT. 905
5783500	7,568,090,000.00	7,573,090,000.00	-5,000,000.00	5783700	-5,000,000.00	91 STAT. 905
5783700	183,800,000.00	178,800,000.00	5,000,000.00	5783500	5,000,000.00	91 STAT. 905
5783850	237,600,000.00	239,600,000.00	-2,000,000.00	9780100	-2,000,000.00	91 STAT. 905
2182020	8,631,989,000.00	8,475,000,000.00	156,989,000.00	218/02034	8,000,000.00	91 STAT. 905
				218/02035	3,000,000.00	91 STAT. 905
				218/92040	9,555,000.00	91 STAT. 905
				2182065	6,120,000.00	91 STAT. 905
				2182070	23,000,000.00	91 STAT. 905
				2182080	1,602,000.00	91 STAT. 905
				9780100	5,712,000.00	91 STAT. 889,908
				9780404	100,000,000.00	92 STAT. 546
2182080	391,494,000.00	393,096,000.00	-1,602,000.00	2182020	-1,602,000.00	91 STAT. 905
2182065	766,346,000.00	772,466,000.00	-6,120,000.00	2182020	-6,120,000.00	91 STAT. 905
1781804	11,065,506,000.00	11,059,713,000.00	5,793,000.00	9780100	5,793,000.00	91 STAT. 889
5783400	8,605,176,000.00	8,544,384,000.00	60,792,000.00	578/03010	27,800,000.00	91 STAT. 905
				578/03020	4,900,000.00	91 STAT. 905
				578/03080	18,900,000.00	91 STAT. 905
				9780100	9,192,000.00	91 STAT. 889
9780100	2,955,322,000.00	2,974,019,000.00	-18,697,000.00	1781804	-5,793,000.00	91 STAT. 889
				2182020	-5,712,000.00	91 STAT. 889,908
				5783400	-9,192,000.00	91 STAT. 889
				5783850	2,000,000.00	91 STAT. 905
218/02031	656,100,000.00	657,100,000.00	-1,000,000.00	218/02032	-1,000,000.00	91 STAT. 905
218/02032	554,220,000.00	536,883,000.00	17,337,000.00	218/02031	1,000,000.00	91 STAT. 905
				218/02033	12,637,000.00	91 STAT. 905
				218/02035	3,700,000.00	91 STAT. 905
218/02033	1,408,563,000.00	1,421,200,000.00	-12,637,000.00	218/02032	-12,637,000.00	91 STAT. 905
218/02034	1,159,300,000.00	1,179,300,000.00	-20,000,000.00	2182020	-8,000,000.00	91 STAT. 905
				218/02035	-12,000,000.00	91 STAT. 905
218/02035	1,408,625,000.00	1,403,325,000.00	5,300,000.00	2182020	-3,000,000.00	91 STAT. 905
				218/02032	-3,700,000.00	91 STAT. 905
				218/02034	12,000,000.00	91 STAT. 905
178/01506	3,528,900,000.00	3,552,900,000.00	-24,000,000.00	178/91319	-24,000,000.00	91 STAT. 905
178/01507	2,238,100,000.00	2,240,600,000.00	-2,500,000.00	178/91319	-2,500,000.00	91 STAT. 905
578/03010	6,285,300,000.00	6,295,000,000.00	-9,700,000.00	578/03080	18,100,000.00	91 STAT. 905
				5783400	-27,800,000.00	91 STAT. 905
578/03020	1,752,700,000.00	1,764,600,000.00	-11,900,000.00	5783400	-4,900,000.00	91 STAT. 905
				578/93600	-7,000,000.00	91 STAT. 905
578/03080	2,300,345,000.00	2,337,345,000.00	-37,000,000.00	578/03010	-18,100,000.00	91 STAT. 905
				5783400	-18,900,000.00	91 STAT. 905
218/92040	2,408,327,000.00	2,417,882,000.00	-9,555,000.00	2182020	-9,555,000.00	91 STAT. 905
178/91319	4,018,291,000.00	3,991,791,000.00	26,500,000.00	178/01506	24,000,000.00	91 STAT. 905
				178/01507	2,500,000.00	91 STAT. 905
578/93600	4,165,266,000.00	4,158,266,000.00	7,000,000.00	578/03020	7,000,000.00	91 STAT. 905
9780404		100,000,000.00	-100,000,000.00	2182020	-100,000,000.00	92 STAT. 546
17X1205	472,496,000.00	471,556,000.00	940,000.00	97X0500	940,000.00	91 STAT. 837,838
57X3300	415,566,000.00	406,986,000.00	8,580,000.00	97X0500	8,580,000.00	91 STAT. 837,838
97X0500	48,489,000.00	58,009,000.00	-9,520,000.00	17X1205	-940,000.00	91 STAT. 837,838
				57X3300	-8,580,000.00	91 STAT. 837,838
TOTAL	\$90,377,557,000.00	\$90,377,557,000.00	\$0		\$0	


\*Appropriations to accounts which did not have appropriation transfer activity during the fiscal year are not included in this table

TABLE 2 - TRANSFERS (OTHER THAN APPROPRIATION TRANSFERS - TABLE 1)

Account Symbol	Transfers	Details of Transfers			Account Symbol	Transfers	Details of Transfers			
		Accounts Involved	Amount From Or To (-)	Citation of Law			Accounts Involved	Amount From Or To (-)	Citation of Law	
2182020	\$119,200,000.00	216/82034 217/92035	\$110,400,000.00 8,800,000.00	91 STAT. 905	177/91507 176/81507	-\$22,700,000.00 -35,000,000.00	178/01507 178/01507	-322,700,000.00 -30,000,000.00	91 STAT. 894, 905	
1781106 5783400	4,650,000.00 38,590,000.00	176/81109 577/93010 577/93020 577/93080	4,650,000.00 20,000,000.00 24,895,000.00	91 STAT. 905 91 STAT. 905 91 STAT. 905	178/21611	19,500,000.00	9780100 177/11611	-5,000,000.00 19,500,000.00	91 STAT. 905 91 STAT. 905	
69-773400(05) 9780100	3,005,000.00 50,000,000.00	69-5783400(05) 5783400 176/81507 176/81810 216/82031 217/92032 216/82032 216/82033 216/82035 576/83010 576/83020 576/83080	3,005,000.00 5,000,000.00 5,000,000.00 5,000,000.00 928,000.00 23,000.00 5,456,000.00 9,210,000.00 5,383,000.00 7,000,000.00 3,500,000.00 3,500,000.00 2,600,000.00 -928,000.00 3,100,000.00 3,200,000.00 832,000.00 -6,139,000.00 -23,000.00 -10,000,000.00 -5,456,000.00 -5,700,000.00 -2,210,000.00 20,300,000.00 78,486,872.00	91 STAT. 905 91 STAT. 905	9780100 217/92035 216/82034 217/92035 218/02035 9780100 217/92034 216/82034	177/91507 176/81507 177/91810 176/81810	9,800,000.00 -9,800,000.00 -4,650,000.00 36,900,000.00	178/01109 177/91109 176/81109 578/03010	9,800,000.00 -9,800,000.00 -4,650,000.00 36,900,000.00	91 STAT. 894 91 STAT. 895 91 STAT. 895 91 STAT. 896
218/02031 217/92031 216/82031 218/02032	2,600,000.00 -2,600,000.00 -12,500,000.00 7,132,000.00	218/02034 218/02034 218/02032 218/02032	-2,600,000.00 -2,600,000.00 -110,400,000.00 -3,100,000.00	91 STAT. 905 91 STAT. 905 91 STAT. 905 91 STAT. 905	577/93010 578/03020	-23,200,000.00 -60,000,000.00	577/93010 578/03020	-23,200,000.00 -60,000,000.00	91 STAT. 905 91 STAT. 896	
217/92032	-6,162,000.00	218/02035 9780100	-6,162,000.00	91 STAT. 905	576/83020	-5,644,000.00	576/83020	-5,644,000.00	91 STAT. 905	
216/82032	-15,517,000.00	218/02035 9780100	-15,517,000.00	91 STAT. 905	17-578/03020	104,600,000.00	578/03020	104,600,000.00	31 USC 686, 686-1	
216/82033	-14,910,000.00	218/02035 9780100	-14,910,000.00	91 STAT. 905	578/03080 577/93080	4,800,000.00 -67,495,000.00	578/03080 577/93080	4,800,000.00 -67,495,000.00	91 STAT. 896 91 STAT. 896	
218/02034	98,786,872.00	217/92034 216/82034	98,786,872.00	91 STAT. 893 91 STAT. 905	578/03080	-3,600,000.00	578/03080	-3,600,000.00	91 STAT. 896	
217/92034 216/82034	-20,300,000.00 -190,386,872.00	218/02034 218/02034	-20,300,000.00 -110,400,000.00	91 STAT. 893 91 STAT. 905	576/83080	-3,600,000.00	576/83080	-3,600,000.00	91 STAT. 893	
218/02035	50,624,000.00	218/02035 217/92032	50,624,000.00	91 STAT. 905	178/91319	6,018,000.00	178/91319	6,018,000.00	91 STAT. 905	
217/92035	-9,500,000.00	218/02035 218/02032	-9,500,000.00	91 STAT. 905	177/81319 578/93600	-3,018,000.00 -223,258,000.00	177/81319 578/93600	-3,018,000.00 -223,258,000.00	91 STAT. 905 91 STAT. 905	
216/82035	-30,000,000.00	218/02035 218/02032 218/02035 217/92035 216/82035 218/02032 218/02035 217/92035	-30,000,000.00	91 STAT. 905	577/83600 17-578/93600 17-578/93600 577/83600 576/83020 576/83080 577/83600	-17,000,000.00 245,000,000.00 -688,253.83	577/83600 17-578/93600 17-578/93600 577/83600	-17,000,000.00 245,000,000.00 -688,253.83	91 STAT. 905 91 USC 686, 686-1 91 USC 686, 686-1	
176/81506 178/01507	-5,000,000.00 52,700,000.00	9780100 177/91507 176/81507	-5,000,000.00 22,700,000.00 30,000,000.00	91 STAT. 905 91 STAT. 894 91 STAT. 894	12-21X2050(20) 69-21X2050(05) 69-21X2050(13) 75-21X2050(02)	67,250.00 2,372.49 33,475.17	21X2050 21X2050 21X2050 21X2050	67,250.00 2,372.49 33,475.17	84 STAT. 1224 84 STAT. 1224 84 STAT. 1224 84 STAT. 1224	

TABLE 2 - TRANSFERS (OTHER THAN APPROPRIATION TRANSFERS - TABLE 1) - Continued

Account Symbol	Net Transfers	Details of Transfers			Net Transfers	Details of Transfers		
		Accounts Involved	Amount From Or To (-)	Citation of Law		Accounts Involved	Amount From Or To (-)	Citation of Law
17X1205	-813,668,097.00	12-17X1205(20)	\$70,000.00	88 STAT. 1763, 1764	97X0700	\$75,118,326.00	42 USC 1594a-1, 91 STAT. 839	
		14-17X1205(07)	-542,550.00	31 USC 686,686-1	9780700	302,096,000.00	42 USC 1594a-1, 91 STAT. 839	
		15-17X1205(04)	-1,051,761.00	31 USC 686,686-1	97X0700	60,127.89	42 USC 1594a-1, 91 STAT. 839	
		69-17X1205(05)	-9,760,000.00	31 USC 686,686-1	9780700	55,410,000.00	42 USC 1594a-1, 91 STAT. 839	
		69-17X1205(06)	-494,611.00	31 USC 686,686-1	9770700	-30,000.00	42 USC 1594a-1, 91 STAT. 839	
		75-17X1205(01)	-37,766.00	31 USC 686,686-1	97X0700	64,051,323.24	42 USC 1594a-1, 91 STAT. 839	
		75-17X1205(02)	-350,000.00	31 USC 686,686-1	9780700	500,655,000.00	42 USC 1594a-1, 91 STAT. 839	
		86-17X1205	-1,501,409.00	31 USC 686,686-1	9770700	-663,000.00	42 USC 1594a-1, 91 STAT. 839	
12-17X1205(20)	-70,000.00	17X1205	-70,000.00	88 STAT. 1763, 1764	9780700	400,881,000.00	42 USC 1594a-1, 91 STAT. 839	
14-17X1205(07)	542,550.00	17X1205	542,550.00	31 USC 686,686-1	9770700	775,000.00	42 USC 1594a-1, 91 STAT. 839	
15-17X1205(04)	1,051,761.00	17X1205	1,051,761.00	31 USC 686,686-1	9760700	-152,000.00	42 USC 1594a-1, 91 STAT. 839	
69-17X1205(05)	9,760,000.00	17X1205	9,760,000.00	31 USC 686,686-1	97X0700	81,981,908.84	42 USC 1594a-1, 91 STAT. 839	
69-17X1205(06)	494,611.00	17X1205	494,611.00	31 USC 686,686-1	9780700	702,000.00	42 USC 1594a-1, 91 STAT. 839	
75-17X1205(01)	37,766.00	17X1205	37,766.00	31 USC 686,686-1	97X0700	229,890.70	42 USC 1594a-1, 91 STAT. 839	
75-17X1205(02)	350,000.00	17X1205	350,000.00	31 USC 686,686-1	9780700	5,958,000.00	42 USC 1594a-1, 91 STAT. 839	
86-17X1205	1,501,409.00	17X1205	1,501,409.00	31 USC 686,686-1	9770700	-82,000.00	42 USC 1594a-1, 91 STAT. 839	
97X0700	3,695,423.33	97X0700(07)	-229,890.70	42 USC 1594a-1, 91 STAT. 839	97X0701	30,000,000.00	42 USC 1594a-1, 91 STAT. 87	
		97X0701	225,140,000.00	42 USC 1594a-1, 91 STAT. 839	9780700	-1,265,000,000.00	42 USC 1594a-1, 91 STAT. 839	
		17-97X0700	-75,118,326.00	42 USC 1594a-1, 91 STAT. 839	9770700	30,000,000.00	42 USC 1594a-1, 91 STAT. 87	
		17-97X0700(27)	-60,127.89	42 USC 1594a-1, 91 STAT. 839	9780700	-1,265,000,000.00	42 USC 1594a-1, 91 STAT. 839	
		21-97X0700	-64,051,323.24	42 USC 1594a-1, 91 STAT. 839	9770701	-30,000,000.00	42 USC 1594a-1, 91 STAT. 87	
		97-97X0700	-81,981,908.84	42 USC 1594a-1, 91 STAT. 839	97X4961	10,000,000.00	91 STAT. 906	
		97X0700	225,140,000.00	42 USC 1594a-1, 91 STAT. 839	97X4961	85,600,000.00	91 STAT. 906	
					97X4961	40,700,000.00	91 STAT. 906	
					17X4911	-5,600,000.00	91 STAT. 906	
					21X4991	-10,000,000.00	91 STAT. 906	
					5744921	-40,700,000.00	91 STAT. 906	
					14-96X3123(16)	-1,332,050.00	91 STAT. 800	
					96X3123	1,332,050.00	91 STAT. 200	
					TOTAL	\$0		
					TOTAL	\$0		



Appropriations, Outlays, and Balances - Continued

Appropriation or Fund Account Title	Period of availability	Account symbol		Balances beginning of fiscal year	Appropriations and other obligations authority	Transfers, borrowings, and investments (net)	Outlays (net)	Balances withdrawn and other transactions	Balances end of fiscal year
		Dept. Tr. No.	Sub. No.						
DEPARTMENT OF ENERGY									
DEPARTMENTAL OPERATIONS									
GENERAL FUND ACCOUNTS									
ATOMIC ENERGY DEFENSE ACTIVITIES, DEPARTMENTAL OPERATIONS, DEPARTMENT OF ENERGY									
FUND RESOURCES:									
UNDISBURSED FUNDS	NO YEAR 89	0201			\$2,476,525,000.00	\$1,223,412,000.00	\$2,070,293,956.34	-574,566,147.55	\$1,629,643,043.66
ACCOUNTS RECEIVABLE								-1,099,172,997.13	74,966,147.55
UNFILLED CUSTOMER ORDERS									1,055,172,997.13
FUND EQUITIES:									
UNOBLIGATED BALANCE								527,560,530.33	-527,560,530.33
ACCOUNTS PAYABLE								392,843,439.49	-392,843,439.49
UNDELIVERED ORDERS								1,883,378,218.52	-1,883,378,218.52
SUBTOTAL		0201		-0-	2,476,525,000.00	1,223,412,000.00	2,070,293,956.34	1,629,643,043.66	-0-
OPERATING EXPENSES, ENERGY RESEARCH AND DEVELOPMENT ADMINISTRATION									
FUND RESOURCES:									
UNDISBURSED FUNDS	NO YEAR 89	0100		\$2,778,937,959.63		-2,778,537,959.63			
ACCOUNTS RECEIVABLE						-97,598.09			
UNFILLED CUSTOMER ORDERS									
FUND EQUITIES:									
UNOBLIGATED BALANCE				23,047,819.61		-23,047,819.61			
ACCOUNTS PAYABLE				322,052,824.05				322,052,824.05	
UNDELIVERED ORDERS				1,183,588,873.54				1,183,588,873.54	
SUBTOTAL		0100		-762,162,566.11				-762,162,566.11	
				-799,574,123.05				-799,574,123.05	
				-2,745,989,385.76				-2,745,989,385.76	
				-0-					
SUBTOTAL		0100		1,645,466,851.65		-1,645,466,851.65		45.00	
PLANT AND CAPITAL EQUIPMENT, ENERGY RESEARCH AND DEVELOPMENT ADMINISTRATION									
FUND RESOURCES:									
UNDISBURSED FUNDS	NO YEAR 89	0103							
ACCOUNTS RECEIVABLE									
FUND EQUITIES:									
UNOBLIGATED BALANCE				-193,776,136.97				-193,776,136.97	
ACCOUNTS PAYABLE				-40,104,798.11				-40,104,798.11	
UNDELIVERED ORDERS				-1,411,585,961.57				-1,411,585,961.57	
SUBTOTAL		0103		-0-				-1,645,466,851.65	
GENERAL SCIENCE AND RESEARCH, DEPARTMENTAL OPERATIONS, DEPARTMENT OF ENERGY									
FUND RESOURCES:									
UNDISBURSED FUNDS	NO YEAR 89	0202			392,992,000.00	451,255,000.00	355,276,051.80	-67,049.56	489,014,948.20
ACCOUNTS RECEIVABLE								133,404.00	-133,404.00
UNFILLED CUSTOMER ORDERS									
FUND EQUITIES:									
UNOBLIGATED BALANCE								290,696,882.55	-290,696,882.55
ACCOUNTS PAYABLE								40,143,490.89	-40,143,490.89
UNDELIVERED ORDERS								158,108,220.32	-158,108,220.32
SUBTOTAL		0202		-0-	392,992,000.00	451,255,000.00	355,276,051.80	489,014,948.20	-0-
ENERGY, DEPARTMENTAL OPERATIONS, DEPARTMENT OF ENERGY									
FUND RESOURCES:									
UNDISBURSED FUNDS	NO YEAR 89	0203			4,299,163,000.00	3,176,826,707.47	3,555,982,445.21		3,920,007,252.26
ACCOUNTS RECEIVABLE					3,182,106,000.00		448,155,852.13		2,733,950,167.87
UNFILLED CUSTOMER ORDERS					360,454,600.00		162,170,980.14		154,754,902.94
FUND EQUITIES:									
UNOBLIGATED BALANCE								3,482,710.92	-3,482,710.92
ACCOUNTS PAYABLE								104,865.05	-104,865.05
UNDELIVERED ORDERS								2,729,631.54	-2,729,631.54
SUBTOTAL		0203			4,299,163,000.00	3,176,826,707.47	3,555,982,445.21		3,920,007,252.26
									2,733,950,167.87
									154,754,902.94
									14,383,057.31
									1,701,646.03
									-0-
									6,156,548.61
TRANSFER TO:									
HOUSING AND URBAN DEVELOPMENT									27,002,657.96
ACCOUNTS RECEIVABLE									218,554,519.19
UNFILLED CUSTOMER ORDERS									102,587,224.64
FUND EQUITIES:									
UNOBLIGATED BALANCE									964,446,144.66
ACCOUNTS PAYABLE									788,058,812.48
UNDELIVERED ORDERS									5,485,633,309.67
SUBTOTAL		0203		-0-	7,841,723,600.00	3,347,414,689.08	4,266,551,660.50	6,922,206,622.58	-0-



Appropriations, Outlays, and Balances - Continued

Appropriation or Fund Account		Account symbol			Balances beginning of fiscal year	Appropriations and other obligations authority 1/	Transfers, borrowings, and investments (net) 2/	Outlays (net)	Balances withdrawn and other transactions 3/	Balances end of fiscal year 4/
Title	Period of availability	Dept Reg	Account Tr From No.	Sub. No.						
DEPARTMENTAL OPERATIONS-CONTINUED										
GENERAL FUND ACCOUNTS-CONTINUED										
GEO-THERMAL RESOURCES DEVELOPMENT										
FUND, ENERGY RESEARCH AND DEVELOPMENT ADMINISTRATION 6/										
FUND RESOURCES:										
UNDISBURSED FUNDS	NO YEAR 89		0105		\$29,681,325.54	-----	-\$29,681,325.54	-----	-----	-----
FUND EQUITIES:										
UNOBLIGATED BALANCE					-29,354,565.72	-----	-----	-----	-\$29,354,565.72	-----
ACCOUNTS PAYABLE					-140,684.82	-----	-----	-----	-140,684.82	-----
UNDELIVERED ORDERS					-186,075.00	-----	-----	-----	-186,075.00	-----
	SUBTOTAL 89		0105		-0-	-----	-29,681,325.54	-----	-29,681,325.54	-0-
SPECIAL FUND ACCOUNTS										
PAYMENTS TO STATES UNDER FEDERAL POWER ACT 13/										
FUND RESOURCES:										
UNDISBURSED FUNDS	NO YEAR 89		5105		112,285.02	\$218,310.29	-----	\$112,298.27	-----	\$218,297.04
FUND EQUITIES:										
UNOBLIGATED BALANCE					-----	-----	-----	-----	218,297.04	-218,297.04
ACCOUNTS PAYABLE					-112,285.02	-----	-----	-----	-112,285.02	-----
	SUBTOTAL 89		5105		-0-	218,310.29	-----	112,298.27	166,012.02	-0-
TRUST FUND ACCOUNTS										
ADVANCES FOR COOPERATIVE WORK, DEPARTMENTAL OPERATIONS, DEPARTMENT OF ENERGY 8/										
FUND RESOURCES:										
UNDISBURSED FUNDS	NO YEAR 89		8575		44,680.99	4,061,001.21	1,123,381.36	5,090,050.80	-----	149,006.75
FUND EQUITIES:										
UNOBLIGATED BALANCE					-28,922.84	-----	-----	-----	74,772.04	-103,654.88
ACCOUNTS PAYABLE					15,000.00	-----	-----	-----	129,725.51	-14,725.51
UNDELIVERED ORDERS					-30,758.14	-----	-----	-----	-110,171.78	79,413.64
	SUBTOTAL 89		8575		-0-	4,061,001.21	1,123,381.36	5,090,050.80	54,325.77	-0-
TOTAL, DEPARTMENTAL OPERATIONS . . . . .					-----	10,732,019,911.50	61,257,212.32	6,704,440,505.71	4,088,928,618.11	-----
POWER MARKETING ADMINISTRATION										
GENERAL FUND ACCOUNTS										
OPERATION AND MAINTENANCE, ALASKA POWER ADMINISTRATION, POWER MARKETING ADMINISTRATIONS, DEPARTMENT OF ENERGY										
FUND RESOURCES:										
UNDISBURSED FUNDS	NO YEAR 89		0304		-----	864,000.00	181,570.75	904,036.36	-----	141,524.39
	1978				-----	1,299,000.00	-----	984,950.65	1,391.35	313,072.00
	1977				-----	-----	131,578.15	114,118.05	75.86	17,384.24
TRANSFER TO:										
INTERIOR, UNITED STATES FISH AND WILDLIFE										
ACCOUNTS RECEIVABLE	NO YEAR 14 89		0304 16		-----	-----	55,339.72	38,475.15	-----	16,864.57
FUND EQUITIES:										
UNOBLIGATED BALANCE					-----	-----	-----	-----	140,301.24	-140,301.24
ACCOUNTS PAYABLE					-----	-----	-----	-----	126,968.34	-126,968.34
UNDELIVERED ORDERS					-----	-----	-----	-----	375,797.67	-375,797.67
	SUBTOTAL 89		0304		-0-	2,163,000.00	368,418.62	2,041,166.21	490,322.41	-0-
OPERATION AND MAINTENANCE, ALASKA POWER ADMINISTRATION 14/										
FUND RESOURCES:										
UNDISBURSED FUNDS	1977 14		1500		131,578.15	-----	-131,578.15	-----	-----	-----
ACCOUNTS RECEIVABLE					1,964.73	-----	-----	-----	1,964.73	-----
UNFILLED CUSTOMER ORDERS					11.41	-----	-----	-----	11.41	-----
FUND EQUITIES:										
UNOBLIGATED BALANCE					-34.65	-----	-----	-----	-84.65	-----
ACCOUNTS PAYABLE					-12,453.39	-----	-----	-----	-12,453.39	-----
UNDELIVERED ORDERS					-121,016.25	-----	-----	-----	-121,016.25	-----
	SUBTOTAL 14		1500		-0-	-----	-131,578.15	-----	-131,578.15	-0-





Appropriations, Outlays, and Balances - Continued

Appropriation or Fund Account		Account symbol			Balances beginning of fiscal year	Appropriations and other obligational authority <sup>1/</sup>	Transfers, borrowings, and investments (net) <sup>2/</sup>	Outlays- (net)	Balances withdrawn and other transactions <sup>3/</sup>	Balances end of fiscal year <sup>4/</sup>
Title	Period of availability	Dept. Reg	Account No.	Sub. No.						
POWER MARKETING ADMINISTRATION-CONTINUED										
PUBLIC ENTERPRISE FUNDS										
BONNEVILLE POWER ADMINISTRATION FUND, POWER MARKETING ADMINISTRATIONS, DEPARTMENT OF ENERGY <sup>17/</sup>										
FUND RESOURCES:										
UNDISBURSED FUNDS	NO YEAR 89		4045		-	184 270,110,675.82	52,871,771.86	194 142,419,000.00	124,615,837.96	
AUTHORITY TO BORROW FROM THE TREASURY					\$1,125,000,000.00	-175,000,000.00	-	-2,671,751.64	950,000,000.00	
ACCOUNTS RECEIVABLE					-	-	-	-	2,671,751.64	
FUND EQUITIES:										
UNOBLIGATED BALANCE					-1,125,000,000.00	-	-	-236,682,178.94	20/ -888,317,821.06	
ACCOUNTS PAYABLE					-	-	-	27,414,694.47	-27,414,694.47	
UNDELIVERED ORDERS					-	-	-	61,759,074.07	-61,759,074.07	
SUBTOTAL 89			4045		-0-	45,110,675.82	52,871,771.86	-7,761,096.04	-0-	
BONNEVILLE POWER ADMINISTRATION FUND <sup>21/</sup>										
FUND RESOURCES:										
UNDISBURSED FUNDS	NO YEAR 14		4045		45,110,675.82	-45,110,675.82	-	-	2,336,554.65	-
ACCOUNTS RECEIVABLE					2,336,554.65	-	-	-	-	-
FUND EQUITIES:										
UNOBLIGATED BALANCE					47,870,564.19	-	-	47,870,564.19	-	-
ACCOUNTS PAYABLE					-22,318,587.34	-	-	-22,318,587.84	-	-
UNDELIVERED ORDERS					-72,999,206.82	-	-	-72,999,206.82	-	-
SUBTOTAL 14			4045		-0-	-45,110,675.82	-	-45,110,675.82	-0-	
COLORADO RIVER BASINS POWER MARKETING FUND (RECLAMATION), POWER MARKETING ADMINISTRATIONS, DEPARTMENT OF ENERGY										
FUND RESOURCES:										
UNDISBURSED FUNDS	NO YEAR 89		4452		-	3,813,000.00	2,625,352.32	6,438,352.32	-4,198,425.98	4,198,425.98
ACCOUNTS RECEIVABLE					-	-	-	-	-	-
FUND EQUITIES:										
UNOBLIGATED BALANCE					-	-	-	3,014,309.56	-3,014,309.56	-
ACCOUNTS PAYABLE					-	-	-	1,184,116.42	-1,184,116.42	-
UNDELIVERED ORDERS					-	-	-	-	-0-	-
SUBTOTAL 89			4452		-0-	3,813,000.00	2,625,352.32	6,438,352.32	-0-	
CONTINUING FUND FOR EMERGENCY EXPENSES, FORT PECK PROJECT, MONTANA <sup>22/</sup>										
FUND RESOURCES:										
UNDISBURSED FUNDS	NO YEAR 14		4451		2,571,408.24	-2,571,408.24	-	-	-	-
ACCOUNTS RECEIVABLE					4,549.71	-	-	4,549.71	-	-
FUND EQUITIES:										
UNOBLIGATED BALANCE					-623,848.36	-	-	-623,848.36	-	-
ACCOUNTS PAYABLE					-140,831.28	-	-	-140,831.28	-	-
UNDELIVERED ORDERS					-1,811,278.31	-	-	-1,811,278.31	-	-
SUBTOTAL 14			4451		-0-	-2,571,408.24	-	-2,571,408.24	-0-	
SPECIAL FUND ACCOUNTS										
CONSTRUCTION, REHABILITATION, OPERATION, AND MAINTENANCE (RECLAMATION), POWER MARKETING ADMINISTRATIONS, DEPARTMENT OF ENERGY										
FUND RESOURCES:										
UNDISBURSED FUNDS	NO YEAR 89		5068		-	8,010,000.00	2,664,425.06	10,074,425.00	-	06
ACCOUNTS RECEIVABLE	1978				-	81,227,000.00	-	81,227,000.00	-3,453,684.43	3,453,684.43
FUND EQUITIES:										
UNOBLIGATED BALANCE					-	-	-	3,318,684.43	23/ -3,318,684.43	
ACCOUNTS PAYABLE					-	-	-	6,628,033.63	6,628,033.63	
UNDELIVERED ORDERS					-	-	-	6,703,033.63	-6,763,033.63	
SUBTOTAL 89			5068		-0-	89,237,000.00	2,664,425.06	91,301,425.00	06	-0-
EMERGENCY FUND, (RECLAMATION), POWER MARKETING ADMINISTRATIONS, DEPARTMENT OF ENERGY										
FUND RESOURCES:										
UNDISBURSED FUNDS	NO YEAR 89		5069		-	-	200,000.00	-	-	200,000.00
FUND EQUITIES:										
UNOBLIGATED BALANCE					-	-	-	200,000.00	-200,000.00	-0-
SUBTOTAL 89			5069		-0-	-	200,000.00	200,000.00	-0-	



**Appropriations, Outlays, and Balances - Continued**

1 The amounts in this column, unless otherwise footnoted, represent appropriations, increases in borrowing authority or new contract authority. Appropriation accounts with appropriation transfer activity are presented in Table 1 (Appropriations and appropriation transfers) at the end of the chapter. For further detail on appropriations, increases in borrowing authority and new contract authority; see Tables 1, 2 and 6 respectively in Part Four - Information Tables.

2 For detail of transfer activity by account see Table 2 (Transfers - Other than Appropriation Transfers) at end of chapter. Amounts not appearing in Table 2, unless otherwise footnoted, represent transfers of obligated balances from lapsed appropriations to merged prior-year accounts pursuant to 31 U.S.C. 701, borrowings (net) or investments (net).

3 The amounts in this column, unless otherwise footnoted, represent unobligated balances withdrawn or restored pursuant to 31 U.S.C. 701 and changes in unfilled customer orders, accounts receivable, accounts payable, undelivered orders and unobligated balances.

4 Unobligated balance represents no-year or unexpired multiple-year account unless otherwise footnoted.

5 The Department of Energy was formally created on October 1, 1977 pursuant to "The Department of Energy Organization Act" (Public Law 95-91). The Department includes all functions of the former Energy Research and Development Administration, Federal Energy Administration, Federal Power Commission, and certain functions from the Departments of Commerce, Defense, Interior (Bonneville Power Administration and other power administrations), and the Interstate Commerce Commission.

6 Activity transferred from Energy Research and Development Administration.

7 Transfer of obligated balance from lapsed appropriation to merged prior-year account pursuant to 31 U.S.C. 701.

<u>Account</u>	<u>Amount</u>
8960203	\$4,571,189.95

8 Transfer of obligated balance to merged prior-year account from lapsed appropriation pursuant to 31 U.S.C. 701.

<u>Account</u>	<u>Amount</u>
89M0203	\$4,756,951.85
26M0100	750.00

9 Activity transferred from Operations and Maintenance, Marine Corps; Department of the Navy, Defense.

10 Activity transferred from Federal Energy Administration.

11 Activity transferred from Federal Power Commission

12 Activity transferred from Domestic and International Business Administration, Commerce.

13 Activity transferred from Federal Power Commission. Account symbol 265105 amended to 895105 during current fiscal year.

14 Activity transferred from Alaska Power Administration, Interior.

15 Activity transferred from Southeastern Power Administration, Interior.

16 Activity transferred from Southwestern Power Administration, Interior.

17 Interior account symbol 14X4045 was amended to 89X4045 during the current fiscal year.

18 Includes:  
 Net Borrowing from the U.S.  
 Treasury----- \$175,000,000.00

19 Represents capital transfer to miscellaneous receipts.

20 Includes \$61,682,178.94 that is subject to the disposition of the administrative agency.

21 Activity transferred from Bonneville Power Administration, Interior.

22 Activity transferred from Land and Water Resources, Interior.

23 Includes \$1,464,149.74 excess of receivables over gross unpaid obligations.

24 For detail by account see Table B - "Receipts by Organizational Unit."

**TABLE 1 - APPROPRIATIONS AND APPROPRIATION TRANSFERS**

Account Symbol	Net Appropriations and Appropriation Transfers	Appropriation Amount *	Net Appropriation Transfers	Detail of Appropriation Transfers		
				Accounts Involved	Amount From, Or To (-)	Citation of Law
89X0203	\$4,299,163,000.00	\$4,226,974,000.00	\$72,189,000.00	13X1250	\$1,169,000.00	91 STAT. 581
8980203	360,454,600.00	360,938,000.00	-483,400.00	14X0959	65,020,000.00	91 STAT. 579
				8980203	6,000,000.00	92 STAT. 111
				1480102	678,000.00	91 STAT. 578
				1480107	535,000.00	91 STAT. 578
				1480108	746,000.00	91 STAT. 578
				1480959	2,750,000.00	91 STAT. 579
				3080100	807,600.00	91 STAT. 581
				89X0203	-6,000,000.00	92 STAT. 111
				14X4081	3,798,000.00	91 STAT. 578
				89X5068	8,010,000.00	8,010,000.00
8985068	81,227,000.00	1,438,000.00	79,789,000.00	14X5061	8,010,000.00	91 STAT. 578
				1485064	79,009,000.00	91 STAT. 578
				1485065	780,000.00	91 STAT. 578
<b>TOTAL</b>	<b>\$4,752,667,700.00</b>	<b>\$4,589,365,000.00</b>	<b>\$163,302,600.00</b>		<b>\$163,302,600.00</b>	

\*Appropriations to accounts which did not have appropriation transfer activity during the fiscal year.

RECEIPTS, OUTLAYS, AND BALANCES, FISCAL YEAR 1975

TABLE 2 - TRANSFERS (OTHER THAN APPROPRIATION TRANSFERS - TABLE 1)

Account Symbol	Net Transfers	Details of Transfers		
		Accounts Involved	Amount From Or To (-)	Citation of Law
89X0201	\$1,223,412,000.00	89X0100	\$822,147,000.00	91 STAT. 577
89X0100	-2,778,937,959.63	89X0103	401,265,000.00	91 STAT. 577
		89X0201	-22,147,000.00	91 STAT. 577
		89X0202	-35,429,000.00	91 STAT. 577
89X0100	-57,593.09	89X0203	-1,123,409,779.24	91 STAT. 577
		89X0100	23,047,819.61	89 STAT. 994
		89M0203	-23,047,819.61	91 STAT. 577
89X0100	-23,047,819.61	89X0201	-401,265,000.00	91 STAT. 577
		89X0202	-54,570,000.00	91 STAT. 577
		89X0203	-1,149,331,851.74	91 STAT. 577
89X0103	-1,645,466,311.69	89X0100	359,429,000.00	91 STAT. 577
		89X0103	94,570,000.00	91 STAT. 577
		13X1250	113,000.00	91 STAT. 581
89X0202	451,299,000.00	14X0949	59,817,980.11	91 STAT. 579
		89X0100	423,387.57	91 STAT. 579
		89X0103	1,623,409,779.24	91 STAT. 577
89X0203	3,176,826,707.47	89X0100	1,149,331,851.74	91 STAT. 577
		92X1500	3,195,606.32	91 STAT. 577
		92X1501	391,732,497.41	91 STAT. 577
89X0203	39,441,941.83	89X0203	-51,197,395.11	89 STAT. 994
		927/81500	39,441,941.83	91 STAT. 577
		1470050	61,290.56	91 STAT. 579
89X0203	65,214,022.00	1473904	37,979.11	91 STAT. 579
		2670100	5,482,039.46	91 STAT. 578
		9271500	59,632,712.87	91 STAT. 577
89X0203	12,798,956.78	1460959	11,064,766	91 STAT. 579
		1761807	3,313,595.15	91 STAT. 581
		2660100	439,720.14	91 STAT. 578
89X0203	185,511.53	9261500	9,039,574.73	91 STAT. 577
		175/61807	185,761.88	91 STAT. 581
		1480050	18,175.05	91 STAT. 579
89X0203	1,749,903.11	2680100	132,995.01	91 STAT. 578
		89M0100	97,598.09	91 STAT. 577
		92M1500	1,500,744.36	91 STAT. 577
89X0203	51,197,395.61	89X0203	51,197,395.61	89 STAT. 994
		89X0203	-3,213,565.15	91 STAT. 581
		895/60203	-155,761.73	91 STAT. 581
89X0203	-3,195,606.32	89X0203	-3,195,606.32	91 STAT. 577
		897/80203	-39,441,941.83	91 STAT. 577
		8970203	-59,432,712.87	91 STAT. 577
89X0203	-1,632,712.87	8960102	-240,740.00	91 STAT. 582
		8960203	-9,034,574.73	91 STAT. 577
		89M0203	-1,500,744.36	91 STAT. 577
89M500	-1,500,744.36	89X0203	-1,500,744.36	91 STAT. 577

Account Symbol	Net Transfers	Details of Transfers		
		Accounts Involved	Amount From Or To (-)	Citation of Law
92X501	-\$391,732,497.39	89X0203	-\$391,732,497.39	91 STAT. 577
2670100	-5,482,039.46	8970203	-5,482,039.46	91 STAT. 578
		8960203	-439,720.14	91 STAT. 578
		26M0100	-750.00	31 USC 701-708
26M0100	-132,695.01	89M0203	-132,695.01	91 STAT. 578
		89X0104	6,146,390.34	91 STAT. 577
		89X0205	-6,146,390.34	91 STAT. 577
89X0206	29,681,325.54	89X0105	29,681,325.54	91 STAT. 577
		89X0206	-29,681,325.54	91 STAT. 577
		14X8070	1,123,381.36	91 STAT. 578
14X1501	201,570.75	14X1501	201,570.75	91 STAT. 578
		14X1501(16)	3,339.72	91 STAT. 578
		14-89X0304(16)	-55,339.72	72 STAT. 563-665
1471500	131,578.15	1471500	131,578.15	91 STAT. 578
		89X0304	55,339.72	91 STAT. 578
		8970304	-131,578.15	91 STAT. 578
89X0304	-201,570.75	89X0304	-201,570.75	91 STAT. 578
		89X0304	-35,339.72	91 STAT. 578
		1470573	65,149.87	91 STAT. 578
8960302	2,764.22	1460573	2,764.22	91 STAT. 578
		1470573	-65,149.87	91 STAT. 578
		8970302	-65,149.87	91 STAT. 578
1460573	-2,062,594.06	8960302	-2,062,594.06	91 STAT. 578
		89X0303	899,007.83	91 STAT. 578
		1470277	2,062,594.06	91 STAT. 578
89M0303	59,795.37	1470277	59,795.37	91 STAT. 578
		14M0277	6,447.79	91 STAT. 578
		89X0303	-899,007.83	91 STAT. 578
1470277	-2,062,594.06	8970303	-2,062,594.06	91 STAT. 578
		8960303	-59,795.37	91 STAT. 578
		14M0277	-674.79	91 STAT. 578
89X4045	45,110,675.82	89X4045	45,110,675.82	91 STAT. 578
		89X4045	-45,110,675.82	91 STAT. 578
		89X4452	2,625,352.32	91 STAT. 578
14X4451	-2,571,408.24	14X4451	-2,571,408.24	91 STAT. 578
		89X4452	2,064,425.06	91 STAT. 578
		89X068	200,000.00	91 STAT. 578
89X649	300,000.00	14X061	200,000.00	91 STAT. 578
		14X1045	200,000.00	91 STAT. 578
		89X649	-300,000.00	91 STAT. 578
89X653	50,000.00	89X649	-300,000.00	91 STAT. 578
		89X653	50,000.00	91 STAT. 578
		14X653	50,000.00	91 STAT. 578
TOTAL	\$63,675,581.46	89X653	-50,000.00	91 STAT. 578
		TOTAL	\$63,675,581.46	

Appropriations, Outlays, and Balances - Continued

Appropriation or Fund Account Title	Period of availability	Account symbol			Balances beginning of fiscal year	Appropriations and other obligatory authority 1/	Transfers, borrowings, and investments (net) 2/	Outlays (net)	Balances withdrawn and other transactions 3/	Balances end of fiscal year 4/
		Dept. Reg.	Account Tr.	Sub. No. From						
<b>DEPARTMENT OF HEALTH, EDUCATION, AND WELFARE</b>										
<b>PUBLIC HEALTH SERVICE</b>										
<b>FOOD AND DRUG ADMINISTRATION</b>										
<b>GENERAL FUND ACCOUNTS</b>										
<b>SALARIES AND EXPENSES, FOOD AND DRUG ADMINISTRATION</b>										
UNDISBURSED FUNDS	1978 75		0600		\$286,710,500.00		\$225,765,661.19	\$70,846.07	\$50,873,952.14	
	1977			\$45,871,344.28			35,317,020.22	71,869.45	10,482,454.61	
	1976			6,310,952.05			3,775,547.81	581,716.49	5,269,273.90	
	PREVIOUS YEARS			4,175,941.06			2,991,711.54	1,164,526.45	11,914,702.85	
				11,152,713.87				-761,988.98		
ACCOUNTS RECEIVABLE								773,278.14		
FUND EQUITIES:										
ACCOUNTS PAYABLE				-14,404,616.34				10,256,194.10	-15,177,854.48	
UNDELIVERED ORDERS				-53,106,334.92				12,153,441.72	-43,362,529.02	
				-0-					-0-	
<b>BUILDINGS AND FACILITIES, FOOD AND DRUG ADMINISTRATION</b>			0600		286,710,500.00		274,557,056.28			
FUND RESOURCES:										
UNDISBURSED FUNDS	NO YEAR 75		0603	5,801,710.47	6,665,000.00		2,076,936.43		10,387,774.04	
ACCOUNTS RECEIVABLE				21,591.55				-138,692.93	350,284.48	
FUND EQUITIES:										
UNOBLIGATED BALANCE				-4,876,010.65				4,546,979.82	-9,422,990.47	
ACCOUNTS PAYABLE				-1,137,291.37				42,244.06	-42,244.06	
UNDELIVERED ORDERS				-0-				135,532.62	-1,272,823.95	
				-0-				4,566,063.57	-0-	
<b>PUBLIC ENTERPRISE FUNDS</b>			0603		6,665,000.00		2,076,936.43			
REVOLVING FUND FOR CERTIFICATION AND OTHER SERVICES, FOOD AND DRUG ADMINISTRATION										
FUND RESOURCES:										
UNDISBURSED FUNDS	NO YEAR 75		4309	2,707,838.58			-665,311.13		3,373,149.71	
ACCOUNTS RECEIVABLE				8,209.00				-4,553.97	12,762.97	
FUND EQUITIES:										
UNOBLIGATED BALANCE				-1,166,306.56				570,603.16	-1,736,909.72	
ACCOUNTS PAYABLE				-1,136,724.28				201,774.84	-1,338,459.12	
UNDELIVERED ORDERS				-413,076.74				-102,512.90	-310,503.84	
				-0-				665,311.13	-0-	
<b>TRUST FUND ACCOUNTS</b>			4309							
FOOD AND DRUG ADMINISTRATION UNCONDITIONAL GIFT FUND										
FUND RESOURCES:										
UNDISBURSED FUNDS	NO YEAR 75		8247	200.00			-2,830.42		3,030.42	
ACCOUNTS RECEIVABLE										
FUND EQUITIES:										
UNOBLIGATED BALANCE				-200.00				2,830.42	-3,030.42	
				-0-				2,830.42	-0-	
<b>TOTAL, FOOD AND DRUG ADMINISTRATION</b>					293,375,500.00		275,967,853.10	17,407,646.84		
<b>HEALTH SERVICES ADMINISTRATION</b>										
<b>GENERAL FUND ACCOUNTS</b>										
<b>HEALTH SERVICES, HEALTH SERVICES ADMINISTRATION</b>										
UNDISBURSED FUNDS	NO YEAR 75		0350		15,000,000.00		7,960,120.54		12,883,661.77	
	1978			4,543,282.31			682,102,667.70	797,517.58	521,268,744.72	
	1977			517,504,972.84			351,946,859.04	1,843,200.50	1,210,699,624.78	
	1976			62,172,013.57			28,807,640.24	-835,044.71		
	1975-76			525,981.21			949,492.00	-263,213.45		
	PREVIOUS YEARS			61,941,183.44			8,575,551.25	14,709,364.58	56,511,105.29	
<b>TRANSFER TO: NATIONAL COMMISSION ON THE CHILD, 1979</b>										
	1978 48 75 0350 70				50,000.00					

ADMINISTRATION																				
FUND RESOURCES:																				
UNDISBURSED FUNDS																				
ACCOUNTS RECEIVABLE																				
FUND EQUITIES:																				
UNDELIVERED ORDERS																				
CHRONIC DISEASES, HEALTH SERVICES																				
ADMINISTRATION																				
FUND RESOURCES:																				
UNDISBURSED FUNDS																				
ACCOUNTS RECEIVABLE																				
FUND EQUITIES:																				
UNDELIVERED ORDERS																				
MEDICAL CARE SERVICES, HEALTH SERVICES																				
ADMINISTRATION																				
FUND RESOURCES:																				
UNDISBURSED FUNDS																				
ACCOUNTS RECEIVABLE																				
FUND EQUITIES:																				
UNDELIVERED ORDERS																				
INDIAN HEALTH SERVICES, HEALTH SERVICES																				
ADMINISTRATION																				
FUND RESOURCES:																				
UNDISBURSED FUNDS																				
ACCOUNTS RECEIVABLE																				
FUND EQUITIES:																				
UNDELIVERED ORDERS																				
INDIAN HEALTH FACILITIES, HEALTH SERVICES ADMINISTRATION																				
FUND RESOURCES:																				
UNDISBURSED FUNDS																				
ACCOUNTS RECEIVABLE																				
FUND EQUITIES:																				
UNDELIVERED ORDERS																				
EMPLOYEES, HEALTH SERVICES ADMINISTRATION																				
FUND RESOURCES:																				
UNDISBURSED FUNDS																				
ACCOUNTS RECEIVABLE																				
FUND EQUITIES:																				
UNDELIVERED ORDERS																				
TOTAL, HEALTH SERVICES ADMINISTRATION																				

40,756,742.87  
-5,007,742.99  
-77,814,459.17  
-989,880,007.69  
-0-

4,889,852.08  
-28,403,668.20  
-29,584,212.86  
1,12,777,226.09  
328,842.73  
-89,035.98  
-1,031.75  
-236,815.51  
-20,040.51  
100.00  
-100.00  
3,553,860.15  
3,265,424.22  
507,674.36  
277,848.89  
-7,225,338.70  
11,721,700.69  
43,337,734.61  
55,778,954.24  
-0-

110,700,413.74  
8,860,752.80  
-0-  
3,078,508.06  
15,033,443.80  
-31,396,555.52  
-106,276,522.88  
-0-

40,756,742.87  
-5,007,742.99  
-77,814,459.17  
-989,880,007.69  
-0-

4,889,852.08  
-28,403,668.20  
-29,584,212.86  
1,12,777,226.09  
328,842.73  
-89,035.98  
-1,031.75  
-236,815.51  
-20,040.51  
100.00  
-100.00  
3,553,860.15  
3,265,424.22  
507,674.36  
277,848.89  
-7,225,338.70  
11,721,700.69  
43,337,734.61  
55,778,954.24  
-0-

110,700,413.74  
8,860,752.80  
-0-  
3,078,508.06  
15,033,443.80  
-31,396,555.52  
-106,276,522.88  
-0-

1,219,239,000.00  
-0-

1,078,673,695.95  
20,040.51  
20,040.51  
-0-

1,219,239,000.00  
-0-

442,010,000.00  
-0-

442,010,000.00  
-0-

442,010,000.00  
-0-

71,257,000.00  
-0-

71,257,000.00  
-0-

71,257,000.00  
-0-

71,257,000.00  
-0-

71,257,000.00  
-0-

71,257,000.00  
-0-

71,257,000.00  
-0-

71,257,000.00  
-0-

71,257,000.00  
-0-

71,257,000.00  
-0-

71,257,000.00  
-0-

71,257,000.00  
-0-

1,736,500,000.00  
-0-

1,736,500,000.00  
-0-

1,736,500,000.00  
-0-

1,736,500,000.00  
-0-

1,736,500,000.00  
-0-

1,736,500,000.00  
-0-

1,736,500,000.00  
-0-

1,736,500,000.00  
-0-

1,736,500,000.00  
-0-

1,736,500,000.00  
-0-

1,736,500,000.00  
-0-

1,736,500,000.00  
-0-

1,736,500,000.00  
-0-

1,736,500,000.00  
-0-

1,736,500,000.00  
-0-

1,736,500,000.00  
-0-

1,736,500,000.00  
-0-

1,736,500,000.00  
-0-

1,736,500,000.00  
-0-

Appropriations, Outlays, and Balances - Continued

Appropriation or Fund Account Title	Period of availability		Account Symbol		Balances beginning of fiscal year	Appropriations and other obligational authority 1/	Transfers, borrowings, and investments (net) 2/	Outlays (net)	Balances withdrawn and other transactions 3/	Balances end of fiscal year 4/
	Reg.	Tr.	Dept.	Sub.						
<b>PUBLIC HEALTH SERVICE-CONTINUED</b>										
<b>CENTER FOR DISEASE CONTROL</b>										
<b>GENERAL FUND ACCOUNTS</b>										
PREVENTIVE HEALTH SERVICES, CENTER FOR DISEASE CONTROL FUND RESOURCES:										
UNDISBURSED FUNDS	NU YEAR	75	0943							
	1978				\$39,434,725.19					\$43,065,152.29
	1977				71,511,114.34					93,536,171.00
	1975				1,976,627.84					25,647,915.00
	1976				10,874,032.24					
	1975				31,831,926.68					
ACCOUNTS RECEIVABLE										
FUND EQUITIES:										
UNOBLIGATED BALANCE					-21,345,019.89					-21,345,019.89
ACCOUNTS PAYABLE					-12,435,641.55					-12,435,641.55
UNDELIVERED ORDERS					-137,073,861.15					-137,073,861.15
					-0-					-0-
SUBTOTAL	75		0943			227,441,000.00				
<b>TOTAL, CENTER FOR DISEASE CONTROL</b>										
						227,441,000.00		38,450,650.37		
<b>NATIONAL INSTITUTES OF HEALTH</b>										
<b>GENERAL FUND ACCOUNTS</b>										
NATIONAL CANCER INSTITUTE, NATIONAL INSTITUTES OF HEALTH FUND RESOURCES:										
UNDISBURSED FUNDS	NU YEAR	75	0840							
	1978				1,119,306.83					1,071,953.07
	1977				475,759,852.27					479,063,461.89
	1976				502,032.27					719,142,212.62
	1975				27,393,511.24					
	1976				297,942,161.20					
	1975				111,053.00					
ACCOUNTS RECEIVABLE										
UNFILLED CUSTOMER ORDERS										
FUND EQUITIES:										
UNOBLIGATED BALANCE					-53,054.24					-53,054.24
ACCOUNTS PAYABLE					-202,122,455.56					-202,122,455.56
UNDELIVERED ORDERS					-009,127,072.83					-009,127,072.83
					-0-					-0-
SUBTOTAL	75		0840			872,388,000.00				
<b>TOTAL, NATIONAL CANCER INSTITUTE, NATIONAL INSTITUTES OF HEALTH</b>										
						872,388,000.00		19,133.28		
<b>NATIONAL HEART, LUNG, AND BLOOD INSTITUTE, NATIONAL INSTITUTES OF HEALTH</b>										
<b>FUND RESOURCES:</b>										
UNDISBURSED FUNDS	NU YEAR	75	0872							
	1978				239,208,601.76					209,451,170.79
	1977				20,011,559.77					49,146,714.14
	1976				3,610,752.67					
	1975				119,610,264.55					
	1976				46,815.00					
ACCOUNTS RECEIVABLE										
UNFILLED CUSTOMER ORDERS										
FUND EQUITIES:										
ACCOUNTS PAYABLE					-52,607,090.10					-52,607,090.10
UNDELIVERED ORDERS					-255,750,444.60					-255,750,444.60
					-0-					-0-
SUBTOTAL	75		0872			447,509,000.00				
<b>TOTAL, NATIONAL HEART, LUNG, AND BLOOD INSTITUTE, NATIONAL INSTITUTES OF HEALTH</b>										
						447,509,000.00		75,210.11		
<b>NATIONAL INSTITUTES OF DENTAL RESEARCH, NATIONAL INSTITUTES OF HEALTH</b>										
<b>FUND RESOURCES:</b>										
UNDISBURSED FUNDS	NU YEAR	75	0873							
	1978				32,542,337.55					47,770.28
	1977				208,634.85					309,170.76
	1976				609,126.07					543,310.00
	1975				15,276,172.22					
ACCOUNTS RECEIVABLE										
UNFILLED CUSTOMER ORDERS										
FUND EQUITIES:										
ACCOUNTS PAYABLE					-10,979,501.84					-10,979,501.84
UNDELIVERED ORDERS					-37,657,327.89					-37,657,327.89
					-0-					-0-
SUBTOTAL	75		0873			61,728,000.00				
<b>TOTAL, NATIONAL INSTITUTES OF DENTAL RESEARCH, NATIONAL INSTITUTES OF HEALTH</b>										
						61,728,000.00		47,770.28		
<b>TOTAL, NATIONAL INSTITUTES OF HEALTH</b>										
						227,441,000.00		38,450,650.37		

NATIONAL INSTITUTES OF HEALTH  
FUND RESOURCES

ACCOUNTS RECEIVABLE	1,219,655.00	0-84	260,259,000.00	1,900,000.00	45,900,000.00	45,900,000.00
FUND EQUITIES:						
UNDELIVERED ORDERS	1,985,446.00			1,985,446.00	1,985,446.00	1,985,446.00
UNDELIVERED ORDERS	69,445,708.00			69,445,708.00	69,445,708.00	69,445,708.00
SUBTOTAL '75	-1,279,067,991.00	00-4	260,259,000.00	27,905,917,000.00	47,900,000.00	47,900,000.00
FUND RESOURCES:						
UNDISBURSED FUNDS	89,919,150.74	0-86	379,449,000.00	5,900,940,874.00	11,900,000.00	11,900,000.00
UNDISBURSED FUNDS	3,937,150.32			3,937,150.32	3,937,150.32	3,937,150.32
UNDISBURSED FUNDS	39,152,551.41			39,152,551.41	39,152,551.41	39,152,551.41
UNDISBURSED FUNDS	45,919,338.15			45,919,338.15	45,919,338.15	45,919,338.15
SUBTOTAL '75	-1,099,008,062.44	00-6	179,438,000.00	17,905,902,862.00	59,900,000.00	59,900,000.00

NATIONAL INSTITUTE OF NEUROLOGICAL  
AND COMMUNICATIVE DISORDERS AND  
STROKE, NATIONAL INSTITUTES OF HEALTH  
FUND RESOURCES

ACCOUNTS RECEIVABLE	1,769,749.00	0-84	162,924,000.00	600,000.00	11,900,000.00	11,900,000.00
FUND EQUITIES:						
UNDELIVERED ORDERS	1,985,446.00			1,985,446.00	1,985,446.00	1,985,446.00
UNDELIVERED ORDERS	69,445,708.00			69,445,708.00	69,445,708.00	69,445,708.00
SUBTOTAL '75	-1,279,067,991.00	00-4	162,924,000.00	27,905,917,000.00	47,900,000.00	47,900,000.00
FUND RESOURCES:						
UNDISBURSED FUNDS	89,919,150.74	0-86	379,449,000.00	5,900,940,874.00	11,900,000.00	11,900,000.00
UNDISBURSED FUNDS	3,937,150.32			3,937,150.32	3,937,150.32	3,937,150.32
UNDISBURSED FUNDS	39,152,551.41			39,152,551.41	39,152,551.41	39,152,551.41
UNDISBURSED FUNDS	45,919,338.15			45,919,338.15	45,919,338.15	45,919,338.15
SUBTOTAL '75	-1,099,008,062.44	00-6	179,438,000.00	17,905,902,862.00	59,900,000.00	59,900,000.00

NATIONAL INSTITUTE OF ALLERGY AND  
ASTHMA, NATIONAL INSTITUTES OF HEALTH  
FUND RESOURCES

ACCOUNTS RECEIVABLE	1,219,655.00	0-84	260,259,000.00	1,900,000.00	45,900,000.00	45,900,000.00
FUND EQUITIES:						
UNDELIVERED ORDERS	1,985,446.00			1,985,446.00	1,985,446.00	1,985,446.00
UNDELIVERED ORDERS	69,445,708.00			69,445,708.00	69,445,708.00	69,445,708.00
SUBTOTAL '75	-1,279,067,991.00	00-4	260,259,000.00	27,905,917,000.00	47,900,000.00	47,900,000.00
FUND RESOURCES:						
UNDISBURSED FUNDS	89,919,150.74	0-86	379,449,000.00	5,900,940,874.00	11,900,000.00	11,900,000.00
UNDISBURSED FUNDS	3,937,150.32			3,937,150.32	3,937,150.32	3,937,150.32
UNDISBURSED FUNDS	39,152,551.41			39,152,551.41	39,152,551.41	39,152,551.41
UNDISBURSED FUNDS	45,919,338.15			45,919,338.15	45,919,338.15	45,919,338.15
SUBTOTAL '75	-1,099,008,062.44	00-6	179,438,000.00	17,905,902,862.00	59,900,000.00	59,900,000.00

NATIONAL INSTITUTE OF GENERAL MEDICAL  
SCIENCE, NATIONAL INSTITUTES OF HEALTH  
FUND RESOURCES

ACCOUNTS RECEIVABLE	1,219,655.00	0-84	260,259,000.00	1,900,000.00	45,900,000.00	45,900,000.00
FUND EQUITIES:						
UNDELIVERED ORDERS	1,985,446.00			1,985,446.00	1,985,446.00	1,985,446.00
UNDELIVERED ORDERS	69,445,708.00			69,445,708.00	69,445,708.00	69,445,708.00
SUBTOTAL '75	-1,279,067,991.00	00-4	260,259,000.00	27,905,917,000.00	47,900,000.00	47,900,000.00
FUND RESOURCES:						
UNDISBURSED FUNDS	89,919,150.74	0-86	379,449,000.00	5,900,940,874.00	11,900,000.00	11,900,000.00
UNDISBURSED FUNDS	3,937,150.32			3,937,150.32	3,937,150.32	3,937,150.32
UNDISBURSED FUNDS	39,152,551.41			39,152,551.41	39,152,551.41	39,152,551.41
UNDISBURSED FUNDS	45,919,338.15			45,919,338.15	45,919,338.15	45,919,338.15
SUBTOTAL '75	-1,099,008,062.44	00-6	179,438,000.00	17,905,902,862.00	59,900,000.00	59,900,000.00

NATIONAL INSTITUTE OF CHILD HEALTH AND  
HUMAN DEVELOPMENT, NATIONAL INSTITUTES OF HEALTH  
FUND RESOURCES

ACCOUNTS RECEIVABLE	1,219,655.00	0-84	260,259,000.00	1,900,000.00	45,900,000.00	45,900,000.00
FUND EQUITIES:						
UNDELIVERED ORDERS	1,985,446.00			1,985,446.00	1,985,446.00	1,985,446.00
UNDELIVERED ORDERS	69,445,708.00			69,445,708.00	69,445,708.00	69,445,708.00
SUBTOTAL '75	-1,279,067,991.00	00-4	260,259,000.00	27,905,917,000.00	47,900,000.00	47,900,000.00
FUND RESOURCES:						
UNDISBURSED FUNDS	89,919,150.74	0-86	379,449,000.00	5,900,940,874.00	11,900,000.00	11,900,000.00
UNDISBURSED FUNDS	3,937,150.32			3,937,150.32	3,937,150.32	3,937,150.32
UNDISBURSED FUNDS	39,152,551.41			39,152,551.41	39,152,551.41	39,152,551.41
UNDISBURSED FUNDS	45,919,338.15			45,919,338.15	45,919,338.15	45,919,338.15
SUBTOTAL '75	-1,099,008,062.44	00-6	179,438,000.00	17,905,902,862.00	59,900,000.00	59,900,000.00

TRANSFER TO  
NATIONAL COMMISSION ON THE  
INTERNATIONAL YEAR OF THE  
CHILD, 1979

ACCOUNTS RECEIVABLE	1,219,655.00	0-84	260,259,000.00	1,900,000.00	45,900,000.00	45,900,000.00
FUND EQUITIES:						
UNDELIVERED ORDERS	1,985,446.00			1,985,446.00	1,985,446.00	1,985,446.00
UNDELIVERED ORDERS	69,445,708.00			69,445,708.00	69,445,708.00	69,445,708.00
SUBTOTAL '75	-1,279,067,991.00	00-4	260,259,000.00	27,905,917,000.00	47,900,000.00	47,900,000.00
FUND RESOURCES:						
UNDISBURSED FUNDS	89,919,150.74	0-86	379,449,000.00	5,900,940,874.00	11,900,000.00	11,900,000.00
UNDISBURSED FUNDS	3,937,150.32			3,937,150.32	3,937,150.32	3,937,150.32
UNDISBURSED FUNDS	39,152,551.41			39,152,551.41	39,152,551.41	39,152,551.41
UNDISBURSED FUNDS	45,919,338.15			45,919,338.15	45,919,338.15	45,919,338.15
SUBTOTAL '75	-1,099,008,062.44	00-6	179,438,000.00	17,905,902,862.00	59,900,000.00	59,900,000.00

FORTY-NINTH ANNUAL REPORT



Appropriations, Outlays, and Balances - Continued

Appropriation or Fund Account Title	Period of availability		Account symbol		Balances beginning of fiscal year	Appropriations and other obligatory authority	Transfers, borrowings, and investments (net)	Outlays (net)	Balances withdrawn and other transactions	Balances end of fiscal year
	1977	1978	Dept. Reg.	Account No.						
PUBLIC HEALTH SERVICE-CONTINUED										
NATIONAL INSTITUTES OF HEALTH-CONTINUED										
GENERAL FUND ACCOUNTS-CONTINUED										
NATIONAL INSTITUTE OF CHILD HEALTH AND HUMAN DEVELOPMENT, NATIONAL INSTITUTES OF HEALTH-CONTINUED										
FUND RESOURCES-CONTINUED										
ACCOUNTS RECEIVABLE										
UNFILLED CUSTOMER ORDERS										
FUND EQUITIES:										
ACCOUNTS PAYABLE										
UNDELIVERED ORDERS										
SUBTOTAL 75				0444		\$165,390,000.00		3,665,113,900.00		
NATIONAL INSTITUTE ON AGING, NATIONAL INSTITUTES OF HEALTH										
FUND RESOURCES:										
UNDISBURSED FUNDS	1978	1977	75	0443		57,305,000.00		15,420,000.00	24,900,000.00	2,195,490,000.00
	1976							1,943,935,000.00	147,000,000.00	5,900,000.00
PRIOR YEARS								42,769,532.00	17,307,000.00	
ACCOUNTS RECEIVABLE										
UNFILLED CUSTOMER ORDERS										
FUND EQUITIES:										
UNOBLIGATED BALANCE										
ACCOUNTS PAYABLE										
UNDELIVERED ORDERS										
SUBTOTAL 75				0443		37,305,000.00		31,904,900.00	5,409,304.00	97,269,490.00
NATIONAL EYE INSTITUTE, NATIONAL INSTITUTES OF HEALTH										
FUND RESOURCES:										
UNDISBURSED FUNDS	1978	1977	75	0447		85,400,000.00		3,900,000.00	2,209,200.00	2,900,000.00
	1976							3,900,000.00	2,209,200.00	2,900,000.00
PRIOR YEARS								4,500,000.00	1,349,000.00	
ACCOUNTS RECEIVABLE										
UNOBLIGATED BALANCE										
ACCOUNTS PAYABLE										
UNDELIVERED ORDERS										
SUBTOTAL 75				0447		85,400,000.00		7,000,000.00	14,943,952.00	2,900,000.00
NATIONAL INSTITUTE OF ENVIRONMENTAL HEALTH SCIENCES, NATIONAL INSTITUTES OF HEALTH										
FUND RESOURCES:										
UNDISBURSED FUNDS	1978	1977	75	0467		64,241,000.00		27,950,500.00	2,009,000.00	25,971,936.00
	1976							23,950,000.00	1,419,535.00	1,724,000.00
PRIOR YEARS								7,941,000.00	2,009,000.00	
ACCOUNTS RECEIVABLE										
UNFILLED CUSTOMER ORDERS										
FUND EQUITIES:										
UNOBLIGATED BALANCE										
ACCOUNTS PAYABLE										
UNDELIVERED ORDERS										
SUBTOTAL 75				0467		64,241,000.00		61,800,000.00	14,943,952.00	25,971,936.00
JOHN F. QUARTY INTERNATIONAL CENTER FOR ADVANCED STUDY IN THE HEALTH SCIENCES, NATIONAL INSTITUTES OF HEALTH										
FUND RESOURCES:										
UNDISBURSED FUNDS	1978	1977	75	0819		9,483,000.00		3,000,000.00	2,209,200.00	2,195,490,000.00
	1976							2,600,000.00	1,419,535.00	5,900,000.00
PRIOR YEARS								2,000,000.00	2,000,000.00	
ACCOUNTS RECEIVABLE										
UNOBLIGATED BALANCE										
ACCOUNTS PAYABLE										
UNDELIVERED ORDERS										
SUBTOTAL 75				0819		9,483,000.00		8,600,000.00	14,943,952.00	2,195,490,000.00

NATIONAL INSTITUTES OF HEALTH								
FUND RESOURCES:								
UNDISBURSED FUNDS			1978 75	0807	---	---	---	---
			1977		---	---	---	---
			1976		---	---	---	---
PRIOR YEARS					---	---	---	---
ACCOUNTS RECEIVABLE			14,109,653.67		---	---	---	---
UNFILLED CUSTOMER ORDERS			2,470,861.41		---	---	---	---
FUND EQUITIES:					---	---	---	---
ACCOUNTS PAYABLE			1,198,762.58		---	---	---	---
UNDELIVERED ORDERS			4,198,466.18		---	---	---	---
			34,711.00		---	---	---	---
SUBTOTAL 75			0807		---	---	---	---
					---	---	---	---
OFFICE OF THE DIRECTOR, NATIONAL INSTITUTES OF HEALTH								
FUND RESOURCES:								
UNDISBURSED FUNDS			1978 75	0846	---	---	---	---
			1977		---	---	---	---
			1976		---	---	---	---
PRIOR YEARS					---	---	---	---
ACCOUNTS RECEIVABLE			2,043,643.84		---	---	---	---
UNFILLED CUSTOMER ORDERS			-698,879.30		---	---	---	---
FUND EQUITIES:					---	---	---	---
UNOBLIGATED BALANCE			319,990.81		---	---	---	---
ACCOUNTS PAYABLE			1,017,607.37		---	---	---	---
UNDELIVERED ORDERS			3,391,436.00		---	---	---	---
			-1,279,208.32		---	---	---	---
			-4,794,590.40		---	---	---	---
SUBTOTAL 75			0846		---	---	---	---
					---	---	---	---
BUILDINGS AND FACILITIES, NATIONAL INSTITUTES OF HEALTH								
FUND RESOURCES:								
UNDISBURSED FUNDS			ND YEAR 75	0838	---	---	---	---
TRANSFER TO:					---	---	---	---
GENERAL SERVICES ADMINISTRATION			NU YEAR 47 75	0838	---	---	---	---
ACCOUNTS RECEIVABLE			19,911,051.95		---	---	---	---
FUND EQUITIES:					---	---	---	---
UNOBLIGATED BALANCE			9.35		---	---	---	---
ACCOUNTS PAYABLE			-18,162,999.45		---	---	---	---
UNDELIVERED ORDERS			-273,127.99		---	---	---	---
			-105,063,119.19		---	---	---	---
SUBTOTAL 75			0838		---	---	---	---
					---	---	---	---
INTRAGOVERNMENTAL FUNDS								
GENERAL RESEARCH SUPPORT GRANTS, NATIONAL INSTITUTES OF HEALTH								
FUND RESOURCES:								
UNDISBURSED FUNDS			PRIOR YEARS 75	3968	---	---	---	---
ACCOUNTS RECEIVABLE			725,800.54		---	---	---	---
FUND EQUITIES:					---	---	---	---
ACCOUNTS PAYABLE			-725,800.54		---	---	---	---
SUBTOTAL 75			3968		---	---	---	---
					---	---	---	---
MANAGEMENT FUND, NATIONAL INSTITUTES OF HEALTH								
FUND RESOURCES:								
UNDISBURSED FUNDS			1978 75	3966	---	---	---	---
			1977		---	---	---	---
			1976		---	---	---	---
PRIOR YEARS					---	---	---	---
ACCOUNTS RECEIVABLE			16,879,014.82		---	---	---	---
UNFILLED CUSTOMER ORDERS			1,465,901.37		---	---	---	---
FUND EQUITIES:					---	---	---	---
ACCOUNTS PAYABLE			795,231.41		---	---	---	---
UNDELIVERED ORDERS			589,610.86		---	---	---	---
			12,331,679.29		---	---	---	---
			-19,235,223.42		---	---	---	---
			-12,826,214.33		---	---	---	---
SUBTOTAL 75			3966		---	---	---	---
					---	---	---	---
CONSOLIDATED WORKING FUND, HEALTH, EDUCATION, AND WELFARE, NATIONAL INSTITUTES OF HEALTH								
FUND RESOURCES:								
UNDISBURSED FUNDS			NU YEAR 75	3908	---	---	---	---
ACCOUNTS RECEIVABLE			3,466,159.45		---	---	---	---
UNFILLED CUSTOMER ORDERS			1,636,410.21		---	---	---	---
FUND EQUITIES:					---	---	---	---
ACCOUNTS PAYABLE			2,723,549.57		---	---	---	---
UNDELIVERED ORDERS			-4,710,255.44		---	---	---	---
			-3,115,863.79		---	---	---	---
SUBTOTAL 75			3908		---	---	---	---
					---	---	---	---

Appropriations, Outlays, and Balances - Continued

Appropriation or Fund Account		Account symbol			Balances beginning of fiscal year	Appropriations and other obligatory authority 1/	Transfers, borrowings, and investments (net) 2/	Outlays (net)	Balances withdrawn and other transactions 3/	Balances end of fiscal year 4/
Title	Period of availability	Dept. Reg.	Account No. Tr From	Sub. No.						
PUBLIC HEALTH SERVICE-CONTINUED										
NATIONAL INSTITUTES OF HEALTH-CONTINUED										
INTRAGOVERNMENTAL FUNDS-CONTINUED										
SERVICE AND SUPPLY FUND, NATIONAL INSTITUTES OF HEALTH										
FUND RESOURCES:										
UNDISBURSED FUNDS	NO YEAR 75		4554		\$3,436,574.79	-	-	-\$3,626,788.89	-	\$7,063,363.68
ACCOUNTS RECEIVABLE					10,289,698.74	-	-	-	-\$600,314.36	10,896,013.10
UNFILLED CUSTOMER ORDERS					8,906,091.74	-	-	-	-3,492,593.75	12,398,685.49
FUND EQUITIES:										
UNOBLIGATED BALANCE					-2,570,008.89	-	-	-	3,037,881.43	-5,607,890.32
ACCOUNTS PAYABLE					-11,156,264.64	-	-	-	1,155,221.82	-12,351,486.46
UNDELIVERED ORDERS					-8,906,091.74	-	-	-	3,492,593.75	-12,398,685.49
	SUBTOTAL 75		4554		-0-	-	-	-3,626,788.89	3,626,788.89	-0-
TOTAL, NATIONAL INSTITUTES OF HEALTH						\$2,842,936,000.00		2,675,703,299.18	167,232,700.82	
ALCOHOL, DRUG ABUSE, AND MENTAL HEALTH ADMINISTRATION										
GENERAL FUND ACCOUNTS										
ALCOHOL, DRUG ABUSE, AND MENTAL HEALTH, ALCOHOL, DRUG ABUSE, AND MENTAL HEALTH ADMINISTRATION										
FUND RESOURCES:										
UNDISBURSED FUNDS	NO YEAR 75		1361		987,107.36	350,000.00	-	319,400.52	-	1,017,703.84
	1978				-	941,318,000.00	-\$448,750.00	246,954,610.67	2,492,793.63	691,421,845.70
	1977				640,301,220.40	-	-	641,442,181.01	-776,658.12	10,364,302.79
	1976				47,809,357.15	-	-	-6,242,133.06	8,880,154.94	-
	1975-76				11,886,844.24	-	-	-7,568,763.03	99,999.97	-
	PRIOR YEARS				100,413,913.34	-	53,140,698.90	45,163,286.02	5,270,179.78	103,121,144.44
TRANSFER TO:										
EXECUTIVE, PRESIDENT'S COMMISSION ON MENTAL HEALTH	1978	11	75	1361	63	-	398,750.00	392,953.19	3,875.14	1,921.67
	1977				68,054.86	-	-	58,394.20	8,055.66	1,665.00
GENERAL SERVICES ADMINISTRATION NATIONAL COMMISSION ON THE INTERNATIONAL YEAR OF THE CHILD, 1979	NO YEAR 47	75	1361		121,653.08	-	-	4,209.48	-	117,443.60
ACCOUNTS RECEIVABLE	1978	48	75	1361	20	-	50,000.00	-	-	50,000.00
FUND EQUITIES:					281,853,645.43	-	-	-	-49,307,818.67	331,161,464.10
UNOBLIGATED BALANCE					-589,063.47	-	-	-	5,697,589.62	12,462,866.53
ACCOUNTS PAYABLE					-13,530,616.11	-	-	-	-2,765,251.82	-10,765,364.29
UNDELIVERED ORDERS					-1,069,322,116.28	-	-	-	40,154,691.90	-1,109,476,868.18
	SUBTOTAL 75		1361		-0-	941,668,000.00		931,910,387.97	9,757,612.03	-0-
CONSTRUCTION AND RENOVATION, SAINT ELIZABETHS HOSPITAL, ALCOHOL, DRUG ABUSE, AND MENTAL HEALTH ADMINISTRATION										
FUND RESOURCES:										
UNDISBURSED FUNDS	NO YEAR 75		1312		8,764,327.19	54,210,000.00	-	814,010.95	-	62,160,316.24
FUND EQUITIES:					-7,739,285.82	-	-	-	52,465,733.78	-60,205,019.60
UNOBLIGATED BALANCE					-4,018.86	-	-	-	19,361.04	-23,379.90
ACCOUNTS PAYABLE					-1,021,022.51	-	-	-	910,894.23	-1,931,916.74
UNDELIVERED ORDERS					-0-	54,210,000.00	-	814,010.95	53,395,989.05	-0-
	SUBTOTAL 75		1312		-0-	54,210,000.00		814,010.95	53,395,989.05	-0-
SAINT ELIZABETHS HOSPITAL, ALCOHOL, DRUG ABUSE, AND MENTAL HEALTH ADMINISTRATION										
FUND RESOURCES:										
UNDISBURSED FUNDS	1978	75	1300		-	79,074,545.41	-	68,282,540.38	641,818.06	10,150,186.97
	1977				6,870,611.76	-	-	5,242,005.14	680,177.43	946,349.19
	1976				920,179.97	-	-	-183,031.92	620,095.70	-
	PRIOR YEARS				152,951.89	-	-483,116.19	483,116.19	177,994.89	461,494.36
ACCOUNTS RECEIVABLE					2,171,813.15	-	-	-	-168,579.01	2,340,352.16

FUND EQUITIES:			-539,357.09						13/-539,357.09
UNOBLIGATED BALANCE			-6,778,754.20						-8,063,410.55
ACCOUNTS PAYABLE			-2,797,445.48						-5,257,655.04
UNDELIVERED ORDERS			-0-						-0-
INTRAGOVERNMENTAL FUNDS	SUBTOTAL 75	1300		79,074,545.41		73,338,172.43		1,284,656.35	5,736,372.98
WORKING CAPITAL FUND, LEXINGTON									
ADDICTION RESEARCH CENTER, ALCOHOL,									
DRUG ABUSE, AND MENTAL HEALTH									
ADMINISTRATION									
FUND RESOURCES:									
UNDISBURSED FUNDS	NO YEAR 75	4551	17,655.97			4,504.44		13,151.53	
ACCOUNTS RECEIVABLE			69.05					69.05	
FUND EQUITIES:									
UNOBLIGATED BALANCE			-14,420.79					-14,420.79	
UNDELIVERED ORDERS			-3,304.23					-3,304.23	
	SUBTOTAL 75	4551	-0-			4,504.44		-4,504.44	-0-
TOTAL, ALCOHOL, DRUG ABUSE, AND				1,074,952,545.41		1,006,067,075.79		68,885,469.62	
MENTAL HEALTH ADMINISTRATION . . . . .									

HEALTH RESOURCES ADMINISTRATION  
GENERAL FUND ACCOUNTS

HEALTH RESOURCES, HEALTH									
RESOURCES ADMINISTRATION									
FUND RESOURCES:									
UNDISBURSED FUNDS	NO YEAR 75	0712	84,645,235.17	13,250,000.00		39,535,304.70			58,361,930.47
	1976-79				39,518,533.00				39,918,533.00
	1978			701,905,000.00		310,492,855.30	4,252,025.64		387,160,119.00
	1976-SEPTEMBER 30, 1978		51,517,701.89		-39,518,533.00	11,585.89			11,587,583.00
	1974-78				255,596.00				259,956.00
	1977		570,518,127.42			543,608,523.60	-537,113.97		27,446,717.73
	1976		9,479,630.13		-2,577,919.75	5,538,484.75	1,363,225.63		
	1975-76		1,315,159.44		-161,481.53	1,154,627.83	-949.92		
	1974-76		1,894,118.40		2/-37,395,583.54	-35,424,911.32	-76,953.82		
	1973-76		57,406,218.78		-20,542,038.21	36,348,204.04	115,956.53		
	PRIOR YEARS		44,809,557.74		60,817,447.03	17,203,855.22	4,239,905.27		84,183,244.28
ACCOUNTS RECEIVABLE			621,153,965.23				-139,710,900.24		766,864,865.47
FUND EQUITIES:									
UNOBLIGATED BALANCE			-57,964,274.91				-11,652,175.00	14/-46,312,059.91	
ACCOUNTS PAYABLE			-21,704,646.27				-15,493,002.96	-6,211,643.31	
UNDELIVERED ORDERS			-1,363,070,793.02				-45,811,547.23	-1,317,259,245.79	
	SUBTOTAL 75	0712	-0-	715,155,000.00		918,466,530.07	-203,311,530.07		-0-
DENTAL HEALTH, HEALTH RESOURCES									
ADMINISTRATION									
FUND RESOURCES:									
UNDISBURSED FUNDS	PRIOR YEARS 75	0713						13,482.83	
ACCOUNTS RECEIVABLE			13,482.83						
FUND EQUITIES:									
ACCOUNTS PAYABLE			-1,860.13					-1,860.13	
UNDELIVERED ORDERS			-11,622.70					-11,622.70	
	SUBTOTAL 75	0713	-0-						-0-
DENTAL SERVICES AND RESOURCES, HEALTH									
RESOURCES ADMINISTRATION									
FUND RESOURCES:									
UNDISBURSED FUNDS	PRIOR YEARS 75	0724	8,374.10						8,374.10
ACCOUNTS RECEIVABLE			8,314.20					8,314.20	
FUND EQUITIES:									
ACCOUNTS PAYABLE								8,374.10	-8,374.10
UNDELIVERED ORDERS			-16,688.30					-16,688.30	
	SUBTOTAL 75	0724	-0-						-0-
NURSING SERVICES AND RESOURCES,									
NATIONAL INSTITUTES OF HEALTH									
FUND RESOURCES:									
UNDISBURSED FUNDS	PRIOR YEARS 75	0727	65,437.41						65,437.41
ACCOUNTS RECEIVABLE			4,174.82					3,248.24	926.58
FUND EQUITIES:									
UNDELIVERED ORDERS			-69,612.23					-3,248.24	-66,363.99
	SUBTOTAL 75	0727	-0-						-0-

FOOTNOTES AT END OF CHAPTER

Appropriations, Outlays, and Balances - Continued

Appropriation or Fund Account Title	Period of availability		Account Symbol		Balances beginning of fiscal year	Appropriations and other obligational authority 1/	Transfers, borrowings, and investments (net) 2/	Outlays (net)	Balances withdrawn and other transactions 3/	Balances end of fiscal year 4/
	Reg.	From	Dept.	Sub						
			No.	No.						
PUBLIC HEALTH SERVICE-CONTINUED										
HEALTH RESOURCES ADMINISTRATION-CONTINUED										
PUBLIC ENTERPRISE FUNDS										
HEALTH EDUCATION LOANS, HEALTH RESOURCES ADMINISTRATION										
FUND RESOURCES:										
UNDISBURSED FUNDS	NO YEAR 75		4307		\$8,843,079.36	\$1,814,000.00	15/-5,096,554.53	-81,001,482.24	16/51,729,595.65	5,109,791,607.07
AUTHORITY TO BORROW FROM THE PUBLIC									2,841,163.80	38,477,556.97
ACCOUNTS RECEIVABLE					41,318,762.77					
FUND EQUITIES:										
UNOBLIGATED BALANCE					38,550,744.70				863,105.87	38,550,744.70
ACCOUNTS PAYABLE					-11,611,097.43	1,814,000.00	835,641.12	-1,001,482.24	3,678,123.30	-5,855,355.47
					-0-					-0-
SUBTOTAL 75			4307							
NURSE TRAINING FUND, HEALTH RESOURCES ADMINISTRATION										
FUND RESOURCES:										
UNDISBURSED FUNDS	NO YEAR 75		4306		10,359,995.00	778,000.00		-333,665.47		11,471,660.47
AUTHORITY TO BORROW FROM THE PUBLIC										
ACCOUNTS RECEIVABLE					16,377,965.06		3,110,404.35		4,321,694.42	12,056,070.64
FUND EQUITIES:										
UNOBLIGATED BALANCE					-23,649,300.13				-141,195.77	-23,508,104.36
ACCOUNTS PAYABLE					-3,088,659.93				-3,069,033.18	-15,626.75
					-0-	778,000.00	3,110,404.35	-333,665.47	4,222,069.82	-0-
SUBTOTAL 75			4306							
MEDICAL FACILITIES GUARANTEE AND LOAN FUND, HEALTH SERVICES AND MENTAL HEALTH ADMINISTRATION										
FUND RESOURCES:										
UNDISBURSED FUNDS	NO YEAR 75		4430		61,079,396.05	41,000,000.00		32,606,407.37		69,472,588.68
ACCOUNTS RECEIVABLE					9,872,076.30				-1,828,780.82	11,700,607.12
FUND EQUITIES:										
UNOBLIGATED BALANCE					-67,830,797.08				9,679,281.74	-76,910,078.82
ACCOUNTS PAYABLE					-3,120,625.27				1,143,051.71	-4,263,716.98
					-0-	41,000,000.00		32,606,407.37	8,353,592.63	-0-
SUBTOTAL 75			4430							
TOTAL, HEALTH RESOURCES ADMINISTRATION . . . . .										
						758,747,000.00	3,543,045.47	949,707,789.73	-1,87,017,744.26	
OFFICE OF ASSISTANT SECRETARY FOR HEALTH										
GENERAL FUND ACCOUNTS										
SALARIES AND EXPENSES, OFFICE OF THE ASSISTANT SECRETARY FOR HEALTH										
FUND RESOURCES:										
UNDISBURSED FUNDS	1978 75		1101			122,907,000.00		65,715,526.86	5,718,929.44	53,472,543.70
	1977				2,354,391.76			2,449,021.96	-132,630.20	
	1976				462,275.24		-97,532.05	1,03,572.48	256,170.71	
PRIOR YEARS					7,844,640.15		6/-7,991,232.26	10,071.80	-594,650.07	437,566.10
					19,582,475.93				12,653,284.28	7,129,151.65
					549,077.61				549,077.61	
ACCOUNTS RECEIVABLE										
UNFILLED CUSTOMER ORDERS										
FUND EQUITIES:										
ACCOUNTS PAYABLE					-28,894,763.58				-22,655,090.10	-6,159,673.48
UNDELIVERED ORDERS					-1,508,097.11		-8,088,764.31		52,931,950.86	-54,840,047.97
					-0-	122,907,000.00		68,331,193.10	46,487,042.53	-0-
SUBTOTAL 75			1101							
RETIREMENT PAY AND MEDICAL BENEFITS FOR COMMISSIONED OFFICERS, HEALTH SERVICES ADMINISTRATION										
FUND RESOURCES:										
UNDISBURSED FUNDS	1978 75		0379			57,398,504.23		43,009,448.44		14,389,055.79
	1977				5,267,183.18			8,719,346.24		6,047,836.94
	1976				1,174,061.51		-3,305,303.87	57,276.07		
PRIOR YEARS					17,406,615.15		3,305,303.87	36,699.80		3,317,025.22
					-7,890.31					
					-18,988,487.96				-7,890.31	-24,555,917.95
					-0-	57,398,504.23		52,140,964.55	5,257,539.68	-0-
SUBTOTAL 75			0379							
FUND EQUITIES: UNOBLIGATED BALANCE ACCOUNTS PAYABLE										

FOREIGN CURRENCY PROGRAM, ASSISTANT SECRETARY FOR HEALTH									
FUND RESOURCES:									
UNDISBURSED FUNDS	NO YEAR 75	1102	36,009,636.89	11,387,000.00	-200,000.00	5,726,778.24	- - - - -	41,469,858.65	
TRANSFER TO									
NATIONAL SCIENCE FOUNDATION	NO YEAR 49 75	1102	1,779,287.42	- - - - -	200,000.00	126,310.69	- - - - -	1,852,976.73	
ACCOUNTS RECEIVABLE			361.53	- - - - -	- - - - -	- - - - -	165.90	195.63	
FUND EQUITIES:									
UNOBLIGATED BALANCE			-8,716,315.18	- - - - -	- - - - -	- - - - -	-624,345.05	-8,091,970.13	
ACCOUNTS PAYABLE			-1,492,964.51	- - - - -	- - - - -	- - - - -	1,335,049.34	-2,828,013.85	
UNDELIVERED ORDERS			-27,580,006.15	- - - - -	- - - - -	- - - - -	4,823,040.88	-32,403,047.03	
	SUBTOTAL 75	1102	-0-	11,387,000.00	- - - - -	5,853,088.93	5,533,911.07	-0-	
PUBLIC ENTERPRISE FUNDS									
HEALTH MAINTENANCE ORGANIZATION LOAN									
GUARANTEE AND LOAN FUND, HEALTH SERVICES									
ADMINISTRATION									
FUND RESOURCES:									
UNDISBURSED FUNDS	NO YEAR 75	4435	24,728,446.68	- - - - -	- - - - -	-478,499.88	- - - - -	25,206,946.56	
ACCOUNTS RECEIVABLE			729,901.05	- - - - -	- - - - -	- - - - -	-716,494.19	1,446,355.24	
FUND EQUITIES:									
UNOBLIGATED BALANCE			-5,859,903.54	- - - - -	- - - - -	- - - - -	19,642,802.20	-25,502,705.74	
ACCOUNTS PAYABLE			-586,444.19	- - - - -	- - - - -	- - - - -	564,191.87	-1,150,636.06	
UNDELIVERED ORDERS			-19,012,000.00	- - - - -	- - - - -	- - - - -	-19,012,000.00	- - - - -	
	SUBTOTAL 75	4435	-0-	- - - - -	- - - - -	-478,499.88	478,499.88	-0-	
INTRAGOVERNMENTAL FUNDS									
SERVICE AND SUPPLY FUND, HEALTH SERVICES									
ADMINISTRATION									
FUND RESOURCES:									
UNDISBURSED FUNDS	NO YEAR 75	4552	753,123.29	- - - - -	- - - - -	-510,069.03	- - - - -	1,263,192.32	
ACCOUNTS RECEIVABLE			2,065,125.93	- - - - -	- - - - -	- - - - -	-286,894.80	2,352,020.73	
UNFILLED CUSTOMER ORDERS			3,073,182.08	- - - - -	- - - - -	- - - - -	1,176,111.36	1,897,070.72	
FUND EQUITIES:									
UNOBLIGATED BALANCE			-843,061.09	- - - - -	- - - - -	- - - - -	-152,523.25	-690,537.84	
ACCOUNTS PAYABLE			-3,598,720.07	- - - - -	- - - - -	- - - - -	-90,983.16	-3,507,736.91	
UNDELIVERED ORDERS			-1,449,650.14	- - - - -	- - - - -	- - - - -	-135,641.12	-1,314,009.02	
	SUBTOTAL 75	4552	-0-	- - - - -	- - - - -	-510,069.03	510,069.03	-0-	
CONSOLIDATED WORKING FUND, HEALTH, EDUCATION, AND WELFARE, HEALTH SERVICES									
ADMINISTRATION									
FUND RESOURCES:									
UNDISBURSED FUNDS	NO YEAR 75	3903	8,214,453.30	- - - - -	- - - - -	-3,260,327.02	- - - - -	11,474,780.32	
	1978		- - - - -	- - - - -	- - - - -	-7,946,297.74	- - - - -	7,946,297.74	
	1977		3,576,416.76	- - - - -	- - - - -	1,103,087.38	- - - - -	2,473,329.38	
	1976		10,770,874.52	- - - - -	-9,745,381.93	1,021,492.59	- - - - -	- - - - -	
	PRIOR YEARS		372,911.59	- - - - -	9,745,381.93	4,125.61	- - - - -	10,118,167.71	
ACCOUNTS RECEIVABLE			1,728,943.82	- - - - -	- - - - -	- - - - -	-1,286,321.48	3,015,265.30	
FUND EQUITIES:									
UNOBLIGATED BALANCE			-7,662,398.47	- - - - -	- - - - -	- - - - -	2,209,714.03	-5,872,112.50	
ACCOUNTS PAYABLE			-4,823,039.60	- - - - -	- - - - -	- - - - -	6,623,527.33	-11,446,566.93	
UNDELIVERED ORDERS			-12,178,161.92	- - - - -	- - - - -	- - - - -	1,530,999.10	-13,709,161.02	
	SUBTOTAL 75	3903	-0-	- - - - -	- - - - -	-9,077,918.98	9,077,918.98	-0-	
CONSOLIDATED WORKING FUND, HEALTH, EDUCATION, AND WELFARE, GRANTS FOR RESEARCH, HEALTH SERVICES ADMINISTRATION									
FUND RESOURCES:									
UNDISBURSED FUNDS	NO YEAR 75	3921	1,241,814.66	- - - - -	- - - - -	-114,101.05	- - - - -	1,355,915.71	
ACCOUNTS RECEIVABLE			150.00	- - - - -	- - - - -	- - - - -	-345,137.50	345,287.50	
FUND EQUITIES:									
UNOBLIGATED BALANCE			-760,662.07	- - - - -	- - - - -	- - - - -	327,365.66	-1,088,027.73	
ACCOUNTS PAYABLE			-296,534.91	- - - - -	- - - - -	- - - - -	188,317.32	-484,852.23	
UNDELIVERED ORDERS			-184,767.68	- - - - -	- - - - -	- - - - -	-50,444.43	-128,323.25	
	SUBTOTAL 75	3921	-0-	- - - - -	- - - - -	-114,101.05	114,101.05	-0-	
CONSOLIDATED WORKING FUND, HEALTH, EDUCATION, AND WELFARE, GRANTS FOR RESEARCH, SAINT ELIZABETHS HOSPITAL, ALCOHOL, DRUG ABUSE, AND MENTAL HEALTH ADMINISTRATION									
FUND RESOURCES:									
UNDISBURSED FUNDS	NO YEAR 75	3922	14,292.95	- - - - -	- - - - -	- - - - -	- - - - -	14,292.95	
FUND EQUITIES:									
UNOBLIGATED BALANCE			-14,292.95	- - - - -	- - - - -	- - - - -	- - - - -	-14,292.95	
	SUBTOTAL 75	3922	-0-	- - - - -	- - - - -	- - - - -	- - - - -	-0-	



277-816 O - 79 - 18  
 17 - 18  
 18 - 18

SAINT ELIZABETHS HOSPITAL UNCONDITIONAL GIFT FUND, ALCOHOL, DRUG ABUSE, AND MENTAL HEALTH ADMINISTRATION										
FUND RESOURCES:										
UNDISBURSED FUNDS	NO YEAR 75	8555	50,632.99	3,603.15	-19,000.00	261.22			34,974.92	
INVESTMENTS IN PUBLIC DEBT SECURITIES			47,500.00		19,000.00				66,500.00	
ACCOUNTS RECEIVABLE								-261.22	261.22	
FUND EQUITIES:										
UNOBLIGATED BALANCE			-98,132.99					3,603.15	-101,736.14	
			-0-	3,603.15		261.22		3,341.93	-0-	
SUBTOTAL 75				8555						
PATIENTS' BENEFIT FUND, SAINT ELIZABETHS HOSPITAL, ALCOHOL, DRUG ABUSE, AND MENTAL HEALTH ADMINISTRATION										
FUND RESOURCES:										
UNDISBURSED FUNDS	NO YEAR 75	8559	10,235.03	12,506.03		7,816.33			14,924.73	
FUND EQUITIES:										
UNOBLIGATED BALANCE			-10,235.03					4,689.70	-14,924.73	
			-0-	12,506.03		7,816.33		4,689.70	-0-	
SUBTOTAL 75				8559						
PATIENTS BENEFIT FUND, NATIONAL INSTITUTES OF HEALTH										
FUND RESOURCES:										
UNDISBURSED FUNDS	NO YEAR 75	8888	44,441.47	61,341.18		28,380.46			77,402.19	
FUND EQUITIES:										
UNOBLIGATED BALANCE			-44,391.47					33,010.72	-77,402.19	
UNDELIVERED ORDERS			-50.00					-50.00		
			-0-	61,341.18		28,380.46		32,960.72	-0-	
SUBTOTAL 75				8888						
PATIENTS' BENEFIT FUND, PUBLIC HEALTH SERVICE HOSPITALS, HEALTH SERVICES ADMINISTRATION										
FUND RESOURCES:										
UNDISBURSED FUNDS	NO YEAR 75	8889	69,829.36	39,891.63		55,201.02			54,519.97	
INVESTMENTS IN PUBLIC DEBT SECURITIES			4,000.00						4,000.00	
ACCOUNTS RECEIVABLE								-264.75	264.73	
FUND EQUITIES:										
UNOBLIGATED BALANCE			-65,315.63					-11,983.50	-53,332.13	
ACCOUNTS PAYABLE			-5,345.97					-1,715.54	-3,630.43	
UNDELIVERED ORDERS			-3,167.76					-1,345.62	-1,822.14	
			-0-	39,891.63		55,201.02		-15,309.39	-0-	
SUBTOTAL 75				8889						
TOTAL, OFFICE OF ASSISTANT SECRETARY FOR HEALTH . . . . .					197,843,952.84	-8,088,764.31	116,181,091.23	73,574,097.30		
TOTAL, PUBLIC HEALTH SERVICE . . . . .					7,127,801,998.25	-31,933,798.80	6,757,526,940.33	338,341,259.12		

HEALTH CARE FINANCING ADMINISTRATION  
 GENERAL FUND ACCOUNTS

GRANTS TO STATES FOR MEDICAID, HEALTH CARE FINANCING ADMINISTRATION									
FUND RESOURCES:									
UNDISBURSED FUNDS	1978-79 75	0512							2,709,695,266.00
	1977-78			8,143,520,354.00	2,449,669,176.00	10,436,097,171.25	157,092,358.77		
	1976-78				243,785,513.25	243,785,513.25			
APPROPRIATION AVAILABLE FROM SUBSEQUENT FISCAL YEAR									
ACCOUNTS RECEIVABLE	1978-79 75	0512		2,709,695,266.00					
FUND EQUITIES:									
UNDELIVERED ORDERS								-4,944,398,853.29	4,544,398,853.29
								7,654,094,119.29	-7,654,094,119.29
				-0-	10,853,215,620.00	2,693,452,689.25	10,679,880,684.48	2,866,787,624.77	-0-
SUBTOTAL 75				0512					

FOOTNOTES AT END OF CHAPTER





TRUST FUND ACCOUNTS									
LIMITATION ON ADMINISTRATIVE EXPENSES, HEALTH CARE FINANCING ADMINISTRATION									
FUND RESOURCES:									
UNDISBURSED FUNDS	1 978 75	8805						-6,897,064.16	6,857,064.16
ACCOUNTS RECEIVABLE								-48,789,774.63	48,789,774.63
FUND EQUITIES:									
ACCOUNTS PAYABLE								4,521,276.00	-4,521,276.00
UNDELIVERED ORDERS								51,165,562.79	-51,165,562.79
								6,897,064.16	-0-
	SUBTOTAL 75	8805		-0-					
SUBTOTAL, HEALTH CARE FINANCING ADMINISTRATION . . . . .									
				18,205,452,120.00		-2,671,567,542.19	17,975,161,318.39	-2,441,676,740.58	
TRUST FUND ACCOUNTS									
FEDERAL HOSPITAL INSURANCE TRUST FUND									
FEDERAL HOSPITAL INSURANCE TRUST FUND									
FUND RESOURCES:									
UNDISBURSED FUNDS	NO YEAR 20	8005	10,250.14	18/18,543,022,476.03	19/-13,077,581,000.00	18/446,544,507.41			10/-1,022,781.24
TRANSFER TO:									
HEALTH, EDUCATION, AND WELFARE	NO YEAR 75 20	8005	140,964,952.53		17,314,015,000.00	17,415,131,672.67			39,748,279.86
INVESTMENTS IN PUBLIC DEBT SECURITIES			10,923,740,000.00		733,566,000.00				11,707,306,000.00
INVESTMENTS IN AGENCY SECURITIES			50,000,000.00						50,000,000.00
ACCOUNTS RECEIVABLE			11,354,853.50					-43,587,798.59	54,542,652.09
FUND EQUITIES:									
UNOBLIGATED BALANCE			-10,885,526,341.86					870,156,876.90	20/-11,756,283,218.76
ACCOUNTS PAYABLE			-193,583,452.59					-193,583,452.59	
UNDELIVERED ORDERS			-46,930,261.72					47,160,670.23	-54,650,931.95
	SUBTOTAL 20	8005	-0-	18,543,022,476.03		17,861,676,180.08		681,346,295.95	-0-
TOTAL, FEDERAL HOSPITAL INSURANCE TRUST FUND . . . . .									
				18,543,022,476.03		17,861,676,180.08		681,346,295.95	
FEDERAL SUPPLEMENTARY MEDICAL INSURANCE TRUST FUND									
FEDERAL SUPPLEMENTARY MEDICAL INSURANCE TRUST FUND									
FUND RESOURCES:									
UNDISBURSED FUNDS	NO YEAR 20	8004	2,866,704.65	9,045,490,007.95	21/-8,546,502,000.00	504,235,003.93			10/-2,384,831.33
TRANSFER TO:									
HEALTH, EDUCATION, AND WELFARE	NO YEAR 75 20	8004	44,481,437.46		6,757,888,000.00	6,852,251,888.41			10/-49,882,450.55
INVESTMENTS IN PUBLIC DEBT SECURITIES			2,237,078,000.00		1,788,614,000.00				4,020,692,000.00
ACCOUNTS RECEIVABLE			212,100.35					-56,564,099.13	57,176,199.48
FUND EQUITIES:									
UNOBLIGATED BALANCE			-2,166,729,560.68					1,851,577,607.99	22/-4,018,307,168.67
ACCOUNTS PAYABLE			-108,047,140.58					-108,047,140.58	
UNDELIVERED ORDERS			-4,861,601.20					2,432,147.33	-7,293,748.53
	SUBTOTAL 20	8004	-0-	9,045,490,007.95		7,356,491,492.34		1,688,998,515.61	-0-
TOTAL, FEDERAL SUPPLEMENTARY MEDICAL INSURANCE TRUST FUND . . . . .									
				9,045,490,007.95		7,356,491,492.34		1,688,998,515.61	
TOTAL, TRUST FUND ACCOUNTS . . . . .									
				27,588,512,483.98		25,218,167,672.42		2,370,344,811.56	
TOTAL, HEALTH CARE FINANCING ADMINISTRATION . . . . .									
				45,793,964,603.98		-2,671,567,542.19	43,153,328,990.81	-71,331,929.02	

FOOTNOTES AT END OF CHAPTER

Appropriations, Outlays, and Balances - Continued

Appropriation or Fund Account		Account symbol			Balances beginning of fiscal year	Appropriations and other obligational authority 1/	Transfers, borrowings, and investments (net) 2/	Outlays (net)	Balances withdrawn and other transactions 3/	Balances end of fiscal year 4/
Title	Period of availability	Dept. Reg	Account No	Sub. No.						
EDUCATION DIVISION										
OFFICE OF EDUCATION										
GENERAL FUND ACCOUNTS										
ELEMENTARY AND SECONDARY EDUCATION, OFFICE OF EDUCATION										
FUND RESOURCES:										
UNDISBURSED FUNDS	NO YEAR 75		0279		\$22,477,403.91	\$19,000,000.00		\$30,279,196.14		\$31,158,207.77
	1978-79				-	2,932,500,000.00		153,000,070.95		2,738,855,921.05
	1978				-	239,028,000.00		31,223,136.75	32,008,224.43	205,736,638.82
	1977-78				2,318,000,031.27	-		1,584,999,740.59	37,310.02	333,023,230.66
	1977				180,441,235.18	-		174,801,999.22	6,811,406.16	8,821,773.81
	1976-77				314,695,177.37	-		322,900,402.20	-	10/-8,023,284.83
	1976				72,164,216.02	-	\$23,441,038.59	45,438,903.89	-715,786.40	-
	PRIOR YEARS				443,873,314.05	-	23,441,038.59	47,130,670.74	115,579,908.66	303,603,713.24
					50,142,465.07	-	-	-	-3,886,109.75	54,028,574.82
ACCOUNTS RECEIVABLE										
FUND EQUITIES:										
UNOBLIGATED BALANCE					-117,579,651.05	-	-	-	-27,758,072.61	-56,220,578.48
ACCOUNTS PAYABLE					-649,400,000.00	-	-	-	-291,400,000.00	-358,000,000.00
UNDELIVERED ORDERS					-2,644,664,447.84	-	-	-	574,357,419.02	-3,219,061,856.86
					-0-	-	-	-	-	-0-
	SUBTOTAL 75		0279		-0-	3,190,578,000.00		2,814,994,242.47	375,533,757.53	-0-
INDIAN EDUCATION, OFFICE OF EDUCATION										
FUND RESOURCES:										
UNDISBURSED FUNDS	1978 75		0204		-	59,732,000.00		20,615,772.70	135,068.86	36,961,138.44
	1977				42,055,383.48	-	-	38,021,824.26	-	4,033,559.22
	1976				3,498,960.58	-	-3,427,187.02	11,773.56	-	-
	PRIOR YEARS				2,638,687.85	-	3,427,187.02	-12,305.00	638,222.92	5,439,956.95
					181,048.25	-	-	-	181,048.25	-
ACCOUNTS RECEIVABLE										
FUND EQUITIES:										
ACCOUNTS PAYABLE					-5,815,272.59	-	-	-	34,798,414.76	-40,613,687.35
UNDELIVERED ORDERS					-42,558,807.57	-	-	-	-34,717,840.31	-1,840,967.26
					-0-	-	-	-	1,034,934.48	-0-
	SUBTOTAL 75		0204		-0-	59,732,000.00		58,697,065.22	-	-0-
SCHOL ASSISTANCE IN FEDERALLY AFFECTED AREAS, OFFICE OF EDUCATION										
FUND RESOURCES:										
UNDISBURSED FUNDS	NO YEAR 75		0280		66,357,144.34	30,000,000.00		19,362,654.54		76,994,484.80
	1978				-	775,000,000.00		502,363,041.59	24,668,665.81	247,968,252.60
	1977				256,753,312.42	-	-	245,944,913.97	-	12,808,353.45
	1976				10,032,601.73	-	-11,765,164.82	-1,736,000.09	-	-
	PRIOR YEARS				6,267,417.04	-	11,765,164.82	415,292.90	-1,078,067.77	18,699,356.73
					2,496,329.33	-	-	-	847,641.62	1,648,667.71
ACCOUNTS RECEIVABLE										
FUND EQUITIES:										
UNOBLIGATED BALANCE					-17,001,639.04	-	-	-	11,553,906.93	-28,955,605.97
ACCOUNTS PAYABLE					-289,549,530.52	-	-	-	-252,849,530.52	-36,700,000.00
UNDELIVERED ORDERS					-37,355,575.30	-	-	-	255,108,034.02	-292,463,609.32
					-0-	-	-	-	38,650,650.09	-0-
	SUBTOTAL 75		0280		-0-	805,000,000.00		766,349,349.91	-	-0-
CIVIL RIGHTS EDUCATION, OFFICE OF EDUCATION										
FUND RESOURCES:										
UNDISBURSED FUNDS	PRIOR YEARS 75		0215		167,837.54			-370.00	370.00	167,837.54
ACCOUNTS RECEIVABLE					100.00	-	-	-	100.00	-
FUND EQUITIES:										
ACCOUNTS PAYABLE					-37,937.54	-	-	-	129,900.00	-167,837.54
UNDELIVERED ORDERS					-130,000.00	-	-	-	-130,000.00	-
					-0-	-	-	-370.00	370.00	-0-
	SUBTOTAL 75		0215		-0-	-	-	-370.00	370.00	-0-
EMERGENCY SCHOOL AID, OFFICE OF EDUCATION										
FUND RESOURCES:										
UNDISBURSED FUNDS	1978 75		0275		-	335,200,000.00		22,429,002.52	15,292,544.81	297,478,452.67
	1977				247,430,357.33	-	-	202,537,494.58	1,223,592.91	43,669,769.84
	1976				29,107,539.48	-	-19,140,058.84	4,335,609.23	5,633,871.41	-
	1975-76				11,825,738.72	-	-9,171,773.76	2,642,099.61	11,865.35	-
	PRIOR YEARS				22,892,918.36	-	28,311,832.60	9,074,210.11	-5,089.85	42,363,653.18
					-	-	-	-	-	5,089.85
ACCOUNTS RECEIVABLE										
FUND EQUITIES:										
ACCOUNTS PAYABLE					-63,247,053.89	-	-	-	19,728,035.96	-82,975,069.85
UNDELIVERED ORDERS					-248,000,000.00	-	-	-	52,541,875.69	-300,541,875.69
					-0-	-	-	-	-	-0-
	SUBTOTAL 75		0275		-0-	335,200,000.00		231,699,093.01	103,500,906.39	-0-



Appropriations, Outlays, and Balances - Continued

Appropriation or Fund Account	Title	Account symbol			Balances beginning of fiscal year	Appropriations and other obligations authority	Transfers, borrowings, and investments (net)	Outlays (net)	Balances withdrawn and other transactions	Balances end of fiscal year
		Period of availability	Dept. No.	Account No.						
EDUCATION DIVISION-CONTINUED										
OFFICE OF EDUCATION-CONTINUED										
GENERAL FUND ACCOUNTS-CONTINUED										
HIGHER AND CONTINUING EDUCATION,										
OFFICE OF EDUCATION										
FUND RESOURCES:										
UNDISBURSED FUNDS										
		NU YEAR 75	0293		\$386,055,640.97	-\$351,276,332.00	\$22,610,470.00		312,162,618.29	
		1977-79			385,569,079.00	-385,565,479.00				
		1978								
		1977-78			1,674,745,214.17	-1,674,745,214.17				
		1976-78			934,726.00	-934,726.00				
		1977			782,890,430.53	-315,532,678.00				
		1976-77								
		1975-77			48,239,657.21	-48,235,657.21				
		1976			17,809,486.21	5/-10,743,421.58				
		1975-76			728,491,96	5/-10,743,421.58				
		1974-76			21,364,366.82	5/-2,915,987.07				
		1974-76			102,843,974.00	6/-11,507,692.60				
		PREVIOUS YEARS								
ACCOUNTS RECEIVABLE										
FUND EQUITIES:										
UNOBLIGATED BALANCE					-1,001,053,411.80				23/-1,344,557.00	
ACCOUNTS PAYABLE					-766,537,939.86				-60,007,962.79	
UNDELIVERED ORDERS					-2,372,761,510.65				-592,020,537.71	
		SUBTOTAL 75	0293				254,199,700.21		-0-	
LIBRARY RESOURCES, OFFICE OF EDUCATION										
FUND RESOURCES:										
UNDISBURSED FUNDS										
		NU YEAR 75	0212		796,213.04				221,465.64	
		1973-79								
		1978								
		1977-78			151,447,272.44				162,315,768.93	
		1977			59,520,267.37				60,373,553.36	
		1976-77			42,769,766.99				43,015,066.40	
		1976			22,105,809.93				32,609,727.26	
		1976			20,836,736.00				8,409,736.40	
		PREVIOUS YEARS								
ACCOUNTS RECEIVABLE										
FUND EQUITIES:										
UNOBLIGATED BALANCE					-28,870,434.17				-22,434,868.17	
ACCOUNTS PAYABLE					-36,513,572.29				-166,710,000.00	
UNDELIVERED ORDERS					-229,510,000.00				-210,906,533.89	
		SUBTOTAL 75	0212				208,980,689.35		-0-	
SPECIAL PROJECTS AND TRAINING,										
OFFICE OF EDUCATION										
FUND RESOURCES:										
UNDISBURSED FUNDS										
		NU YEAR 75	0270							
		1977								
		1976			71,756,242.57				90,701,834.85	
		1976			-1,017,950.60				18,376,663.57	
		PREVIOUS YEARS								
ACCOUNTS RECEIVABLE					3,000,000.00				896,915.07	
FUND EQUITIES:										
UNOBLIGATED BALANCE					-56,929.54				-26,457,700.00	
ACCOUNTS PAYABLE					-4,726,242.57				-81,537,713.49	
UNDELIVERED ORDERS					-68,925,379.85				-0-	
		SUBTOTAL 75	0270				55,749,022.05		-0-	
EDUCATIONAL ACTIVITIES OVERSEAS, SPECIAL										
FOREIGN CURRENCY PROGRAM, OFFICE OF										
EDUCATION										
FUND RESOURCES:										
UNDISBURSED FUNDS										
TRANSFER TO:										
NATIONAL SCIENCE FOUNDATION					2,350,430.27				2,342,014.03	
ACCOUNTS RECEIVABLE					139,435.73				159,214.50	
FUND EQUITIES:										
UNOBLIGATED BALANCE					-239,490.20				-168,269.20	
ACCOUNTS PAYABLE					-33,706.07				-650,000.00	
UNDELIVERED ORDERS					-1,833,757.73				-1,643,039.73	
		SUBTOTAL 75	0237				1,998,587.07		-0-	

ACCOUNTS AND DEBIT BALANCES, OFFICE OF EDUCATION FUND RESOURCES: UNDISBURSED FUNDS	1978 75	0271																					
ACCOUNTS RECEIVABLE																							
FUND EQUITIES:																							
UNDEVELOPED BALANCE																							
ACCOUNTS PAYABLE																							
UNDELIVERED ORDERS																							
<b>SUBTOTAL 75</b>	<b>1,678 75</b>	<b>0271</b>																					
<b>EDUCATIONAL DEVELOPMENT, OFFICE OF EDUCATION</b>																							
FUND RESOURCES:																							
UNDISBURSED FUNDS																							
ACCOUNTS RECEIVABLE																							
FUND EQUITIES:																							
UNDEVELOPED BALANCE																							
ACCOUNTS PAYABLE																							
UNDELIVERED ORDERS																							
<b>SUBTOTAL 75</b>	<b>0271</b>																						
<b>EDUCATION PROFESSIONS DEVELOPMENT, OFFICE OF EDUCATION</b>																							
FUND RESOURCES:																							
UNDISBURSED FUNDS																							
ACCOUNTS RECEIVABLE																							
FUND EQUITIES:																							
UNDEVELOPED BALANCE																							
ACCOUNTS PAYABLE																							
UNDELIVERED ORDERS																							
<b>SUBTOTAL 75</b>	<b>0271</b>																						
<b>PUBLIC ENTERPRISE FUNDS</b>																							
STUDENT LOAN INSURANCE FUND, OFFICE OF EDUCATION																							
FUND RESOURCES:																							
AUTHORITY TO BORROW FROM THE TREASURY																							
ACCOUNTS RECEIVABLE																							
FUND EQUITIES:																							
UNDEVELOPED BALANCE																							
ACCOUNTS PAYABLE																							
UNDELIVERED ORDERS																							
<b>SUBTOTAL 75</b>	<b>4303</b>																						
<b>HIGHER EDUCATION FACILITIES LOAN AND INSURANCE FUND, OFFICE OF EDUCATION</b>																							
FUND RESOURCES:																							
AUTHORITY TO BORROW FROM THE PUBLIC																							
ACCOUNTS RECEIVABLE																							
FUND EQUITIES:																							
UNDEVELOPED BALANCE																							
ACCOUNTS PAYABLE																							
UNDELIVERED ORDERS																							
<b>SUBTOTAL 75</b>	<b>4312</b>																						
<b>INTRAGOVERNMENTAL FUNDS</b>																							
CONSOLIDATED WORKING FUND, HEALTH, EDUCATION, AND WELFARE, OFFICE OF EDUCATION																							
FUND RESOURCES:																							
UNDISBURSED FUNDS																							
ACCOUNTS RECEIVABLE																							
FUND EQUITIES:																							
UNDEVELOPED BALANCE																							
ACCOUNTS PAYABLE																							
UNDELIVERED ORDERS																							
<b>SUBTOTAL 75</b>	<b>3902</b>																						
<b>TOTAL, OFFICE OF EDUCATION</b>																							

Appropriations, Outlays, and Balances - Continued

Appropriation or Fund Account Title	Period of availability	Account symbol				Balances beginning of fiscal year	Appropriations and other obligations authority 1/	Transfers, borrowings, and investments (net) 2/	Outlays (net)	Balances withdrawn and other transactions 3/	Balances end of fiscal year 4/
		Dept. Reg.	Account No.	Sub. No.							
EDUCATION DIVISION-CONTINUED											
NATIONAL INSTITUTE OF EDUCATION											
GENERAL FUND ACCOUNTS											
NATIONAL INSTITUTE OF EDUCATION, NATIONAL INSTITUTE OF EDUCATION FUND RESOURCES:											
UNDISBURSED FUNDS	1978 75		1296		- - - - -	\$90,100,000.00	- \$0,000.00	\$42,311,129.45	\$679,147.70	\$47,059,722.85	
	1977				\$45,265,392.81	- - - - -	- - - - -	25,691,934.45	-65,747.00	15,639,265.36	
	1976				-412,117.66	- - - - -	-335,791.82	-741,909.48	- - - - -	- - - - -	
	PRIOR YEARS				4,350,230.73	- - - - -	335,791.82	1,277,298.25	-54,110.85	3,462,835.17	
TRANSFER TO:					- - - - -	- - - - -	- - - - -	- - - - -	- - - - -	- - - - -	
NATIONAL COMMISSION ON THE INTERNATIONAL YEAR OF THE CHILD, 1979	1978 48	75	1296	20	- - - - -	- - - - -	50,000.00	- - - - -	- - - - -	50,000.00	
ACCOUNTS RECEIVABLE					6,857,844.99	- - - - -	- - - - -	- - - - -	6,775,539.22	82,305.77	
FUND EQUITIES:					- - - - -	- - - - -	- - - - -	- - - - -	- - - - -	- - - - -	
ACCOUNTS PAYABLE					-2,356,330.35	- - - - -	- - - - -	- - - - -	-1,276,532.48	-1,079,797.87	
UNDELIVERED ORDERS					-53,705,020.52	- - - - -	- - - - -	- - - - -	15,509,250.76	-69,214,271.26	
					-0-	90,100,000.00	- - - - -	68,532,452.65	21,567,547.35	-0-	
	SUBTOTAL 75		1296								
INTRAGOVERNMENTAL FUNDS											
CONSOLIDATED WORKING FUND, HEALTH, EDUCATION, AND WELFARE, NATIONAL INSTITUTE OF EDUCATION FUND RESOURCES:											
UNDISBURSED FUNDS	1978 75		3912		- - - - -	- - - - -	- - - - -	-4,979,431.81	42,657.08	4,936,774.73	
	1977				320,918.53	- - - - -	- - - - -	447,391.55	- - - - -	10,126,579.02	
	1976				591,030.05	- - - - -	-258,527.42	292,552.63	- - - - -	- - - - -	
	PRIOR YEARS				15,410.79	- - - - -	258,527.42	- - - - -	- - - - -	313,938.21	
ACCOUNTS RECEIVABLE					736,354.00	- - - - -	- - - - -	- - - - -	-456,982.00	1,193,336.00	
FUND EQUITIES:					- - - - -	- - - - -	- - - - -	- - - - -	- - - - -	- - - - -	
UNDELIVERED ORDERS					-1,663,663.37	- - - - -	- - - - -	- - - - -	4,653,806.55	-6,317,469.52	
					-0-	- - - - -	- - - - -	-4,239,431.05	4,239,481.63	-0-	
	SUBTOTAL 75		3912								
TOTAL, NATIONAL INSTITUTE OF EDUCATION . . . . .											
					- - - - -	90,100,000.00	- - - - -	64,292,971.02	25,807,028.98	- - - - -	
OFFICE OF ASSISTANT SECRETARY FOR EDUCATION											
GENERAL FUND ACCOUNTS											
SALARIES AND EXPENSES, OFFICE OF THE ASSISTANT SECRETARY FOR EDUCATION FUND RESOURCES:											
UNDISBURSED FUNDS	1978 75		1401		- - - - -	36,279,000.00	- - - - -	9,179,425.82	1,921,975.33	25,177,598.85	
	1977				20,203,060.01	- - - - -	- - - - -	15,068,224.92	- - - - -	5,134,835.09	
	1976				8,625,889.41	- - - - -	-8,197,189.78	628,779.65	- - - - -	- - - - -	
	PRIOR YEARS				746,079.75	- - - - -	8,197,189.78	54.59	- - - - -	8,543,214.54	
ACCOUNTS RECEIVABLE					7,938.57	- - - - -	- - - - -	- - - - -	7,937.57	61.00	
FUND EQUITIES:					- - - - -	- - - - -	- - - - -	- - - - -	- - - - -	- - - - -	
ACCOUNTS PAYABLE					-5,208,107.74	- - - - -	- - - - -	- - - - -	1,313,005.26	-6,521,111.00	
UNDELIVERED ORDERS					-24,575,000.00	- - - - -	- - - - -	- - - - -	8,159,598.48	-32,734,558.48	
					-0-	36,279,000.00	- - - - -	24,876,485.36	11,402,514.64	-0-	
	SUBTOTAL 75		1401								
INSTITUTE OF MUSEUM SERVICES, OFFICE OF THE ASSISTANT SECRETARY FOR EDUCATION FUND RESOURCES:											
UNDISBURSED FUNDS	1978 75		1403		- - - - -	4,010,000.00	- - - - -	42,065.99	220,583.21	3,747,350.80	
	1977				43,147.55	- - - - -	- - - - -	31,453.61	- - - - -	11,693.94	
ACCOUNTS RECEIVABLE					80.00	- - - - -	- - - - -	- - - - -	80.00	- - - - -	
FUND EQUITIES:					- - - - -	- - - - -	- - - - -	- - - - -	- - - - -	- - - - -	
ACCOUNTS PAYABLE					-3,227.55	- - - - -	- - - - -	- - - - -	- - - - -	- - - - -	
UNDELIVERED ORDERS					-40,000.00	- - - - -	- - - - -	- - - - -	1,001,272.45	-1,004,560.00	
					-0-	4,010,000.00	- - - - -	13,519.60	2,714,544.74	-2,754,544.74	
	SUBTOTAL 75		1403						3,936,480.40	-0-	

NO YEAR 75	8560	93,747.32	71,112.61	33,150.00	-3,853.00	131,709.93
ACCOUNTS RECEIVABLE		-93,747.32			37,962.61	-131,709.93
UNOBLIGATED BALANCE		-0-	71,112.61	33,150.00	37,962.61	-0-
ACCOUNTS PAYABLE						
SUBTOTAL 75	8560		71,112.61	33,150.00	-3,853.00	131,709.93
TOTAL, OFFICE OF ASSISTANT SECRETARY FOR EDUCATION		40,360,112.61	10,521,918,536.78	3,581,600.00	1,761,680,899.86	15,376,957.65
TOTAL, EDUCATION DIVISION				8,763,010,908.92		

SOCIAL SECURITY ADMINISTRATION  
GENERAL FUND ACCOUNTS

NO YEAR 75	0404	967,623,000.00	741,203,000.00	740,930,000.00	273,000.00	21,227,220.33
1977-78	0409	3,241,447.90	912,181,105.70	1,705,044.10	162,952.22	53,730,770.20
1976-77		70,308,474.77	70,145,524.55			
1975-74		-102,021.71	-102,021.71			
PRIOD YEARS						
1977-78	0409	-3,241,447.90	-3,241,447.90			
1976-77	0409	4,173,950.38	21,227,326.33			
1975-74	0409	-16,414.00				
1974-73	0409	-77,604,637.34	985,608,878.43	582,225,000.54	3,378,991.89	9/-16,414.00
PRIOD YEARS						
SUBTOTAL 75	0409					-82,300,000.00
1979-79	0406	5,250,000,000.00	21,643,186.17	21,643,186.17		10/-257,323,521.29
1978		-52,299,000.00				
1977		65,772,387.11				
1976		-647,602,650.11				
1975		-160,200,088.48				
1974		160,200,088.48				
PRIOD YEARS						
SUBTOTAL 75	0406					16,129,040.18

SPECIAL BENEFITS FOR DISABLED COAL MINERS, SOCIAL SECURITY ADMINISTRATION  
FUND RESOURCES:  
UNDISBURSED FUNDS

NO YEAR 75	0406	2,167,999.57	25,910,440.44	25,910,440.44	317,520.95	26,070,560.61
1977		4,330,740.78	4,100,400.45			
1976		5,261,450.22	1,903,680.22			
1975		1,350,000.00	2,313,637.17			
1974		453,247,556.27	6,784,500.00			
PRIOD YEARS						
1977	0406	-337,556,214.89				
1976	0406	-102,941,313.35				
1975	0406	-25,571,574.57				
1974	0406	-0-				
PRIOD YEARS						
SUBTOTAL 75	0406					-203,668,815.27
1979-79	0406	5,271,643,186.17	5,854,559,999.41	5,854,559,999.41		-44,544,640.79

SUPPLEMENTAL SECURITY INCOME PROGRAM, SOCIAL SECURITY ADMINISTRATION  
FUND RESOURCES:  
UNDISBURSED FUNDS

NO YEAR 75	0409	21,643,186.17	21,643,186.17	21,643,186.17		10/-257,323,521.29
1978		5,425,024,521.29				
1977		65,772,387.11				
1976		-647,602,650.11				
1975		-160,200,088.48				
1974		160,200,088.48				
PRIOD YEARS						
SUBTOTAL 75	0409					16,129,040.18

TRANSFER TO:  
APPROPRIATION AVAILABLE FROM SUBSEQUENT FISCAL YEAR  
TRANSFER TO:  
ASSISTANT SECRETARY FOR HUMAN DEVELOPMENT

NO YEAR 75	0406	317,520.95	26,070,560.61	26,070,560.61		26,070,560.61
1977		-65,665.00				
1976		-259,577.00				
1975		-8,747.10				
1974		6,630,954.71				
1973		-6,611,248.00				
1972		-144,714,301.59				
1971		-212,381,115.58				
1970		10,267,681.42				
1969		35,413,252.22				
1968		-582,516,813.24				
PRIOD YEARS						
SUBTOTAL 75	0406					-203,668,815.27



Appropriations, Outlays, and Balances - Continued

Appropriation or Fund Account Title	Period of availability	Account symbol		Balances beginning of fiscal year	Appropriations and other obligatory authority 1/	Transfers, borrowings, and investments (net) 2/	Outlays (net)	Balances withdrawn and other transactions 3/	Balances end of fiscal year 4/
		Dept. Account No.	Sub Account No.						
<b>SOCIAL SECURITY ADMINISTRATION-CONTINUED</b>									
<b>GENERAL FUND ACCOUNTS--CONTINUED</b>									
ASSISTANCE PAYMENTS PROGRAM, SOCIAL SECURITY ADMINISTRATION FUND RESOURCES: UNDISBURSED FUNDS	1976-79 75 1977-78 1976-78 1976-77 1975-76 PRIOR YEARS	0412			\$4,772,934,378.00	\$1,581,471,502.00 356,850,000.00 337,166.00	\$6,226,440,885.62 356,850,000.00 27,270.72 110,080.00 -2,476.79	\$3,152,139.65 309,695.68 137,584.31	\$1,565,559,450.36 68,149,000.73 107,116,066.00 -
APPROPRIATION AVAILABLE FROM SUBSEQUENT FISCAL YEAR ACCOUNTS RECEIVABLE FUND EQUITIES: UNOBLIGATED BALANCE ACCOUNTS PAYABLE UNDELIVERED ORDERS	1978-79 75	0412			1,609,693,450.36			-2,071,454,700.95	2,071,454,700.95
REFUGEE ASSISTANCE, SOCIAL SECURITY ADMINISTRATION FUND RESOURCES: UNDISBURSED FUNDS	1978 75 1977 1976 1975-76 PRIOR YEARS	0473			155,950,000.00	48,672,316.71 5/23,526.23 5/165,529.49 5/353,350.35	108,000,974.45 33,069,739.25 2,169,220.45 -9,505.00	27,816,764.79 132,653.51 -	60,959,412.62 15,475,955.11 -
ACCOUNTS RECEIVABLE FUND EQUITIES: ACCOUNTS PAYABLE UNDELIVERED ORDERS	SUBTOTAL 75	0473			155,950,000.00	54,802,327.42	143,220,956.40	107,521,963.02	-102,759,347.30 -
SPECIAL ASSISTANCE TO REFUGEES FROM CAMBODIA, VIETNAM, AND LAOS IN THE UNITED STATES, SOCIAL AND REHABILITATION SERVICE FUND RESOURCES: UNDISBURSED FUNDS	1977 75 1975-76	0570				-31,822,667.76 -5,136,317.70		11,554,846.24	
ACCOUNTS RECEIVABLE FUND EQUITIES: ACCOUNTS PAYABLE UNDELIVERED ORDERS	SUBTOTAL 75	0570				-37,552,985.46		-37,552,985.46	
URBAN REFUGEE ASSISTANCE, SOCIAL AND REHABILITATION SERVICE FUND RESOURCES: UNDISBURSED FUNDS	1977 75 1976 PRIOR YEARS	0573				-16,850,455.61 2,052,223.83 233,407.07 13,630,576.88			
ACCOUNTS RECEIVABLE FUND EQUITIES: ACCOUNTS PAYABLE UNDELIVERED ORDERS	SUBTOTAL 75	0573				-17,305,241.56			
PAYMENTS TO STATES FROM RECEIPTS FOR CHILD SUPPORT, SOCIAL SECURITY ADMINISTRATION, HEALTH, EDUCATION, AND WELFARE FUND RESOURCES: UNDISBURSED FUNDS FUND EQUITIES: UNOBLIGATED BALANCE ACCOUNTS PAYABLE	NO YEAR 75 SUBTOTAL 75	5734 5734			27,040.35		19,074.81		6,421.54 1,762.08 9,203.40 7,965.54



1978 BUDGET REVENUES AND EXPENDITURES

Appropriations, Outlays, and Balances - Continued

Appropriation or Fund Account	Title	Period of availability	Account symbol		Balances beginning of fiscal year	Appropriations and other obligations authority 1/	Transfers, borrowings, and investments (net) 2/	Outlays (net)	Balances withdrawn and other transactions 3/	Balances end of fiscal year 4/
			Dept. Tr. Ref.	Account No. Sub No.						
SOCIAL SECURITY ADMINISTRATION-CONTINUED										
TRUST FUND ACCOUNTS-CONTINUED										
FEDERAL OLD-AGE AND SURVIVORS INSURANCE TRUST FUND-CONTINUED										
		NO YEAR 75	8705		-813,240,504.95		\$13,246,504.95			
		NO YEAR 75	8705		1,067,946.37		-1,067,946.37	\$83,935.29		101-883,953.29
					8,501.05					83,935.29
CONSTRUCTION, SOCIAL SECURITY ADMINISTRATION										
		NO YEAR 75	8705		16,399,059.43					
					-135,149.66					
					-4,101,852.24			83,935.29		12,080,059.29
					-0-		12,117,558.58			-0-
		SUBTOTAL 75	8705							
TOTAL, FEDERAL OLD-AGE AND SURVIVORS INSURANCE TRUST FUND										
						\$76,811,029,097.60		81,205,460,448.52	-4,394,431,350.92	
FEDERAL DISABILITY INSURANCE TRUST FUND										
FEDERAL DISABILITY INSURANCE TRUST FUND										
		NO YEAR 20	8007		-7,958.41					
		NO YEAR 75	8007		-8,165,771.35					
		NO YEAR 75	8007	1	11,054,987.95		39,557,880.00	44,692,800.00		15,915,677.95
					4,241,510,000.00		110,351,000.00			4,352,301,000.00
					146,699,086.51					226,179,727.27
					-3,395,145,109.66					-3,445,731,614.00
					-930,075,042.30					-1,070,061,500.83
					-66,270,192.74					-72,015,892.56
					-0-					-0-
		SUBTOTAL 70	8007			12,783,707,164.52		12,655,244,562.59	128,422,601.93	
TOTAL, FEDERAL DISABILITY INSURANCE TRUST FUND										
						12,783,707,164.52		12,655,244,562.59	128,422,601.93	
TOTAL, TRUST FUNDS										
						84,594,736,262.12		53,860,445,011.11	-4,266,008,748.99	
TOTAL, SOCIAL SECURITY ADMINISTRATION										
						103,171,796,215.43		1,938,795,875.52	108,220,800,651.12	-3,110,210,560.17
SPECIAL INSTITUTIONS										
AMERICAN PRINTING HOUSE FOR THE BLIND										
GENERAL FUND ACCOUNTS										
AMERICAN PRINTING HOUSE FOR THE BLIND										
AMERICAN PRINTING HOUSE FOR THE BLIND										
FUND RESOURCES:										
UNDISBURSED FUNDS										
		1978 75	0100			3,498,000.00		3,498,000.00		
TOTAL, AMERICAN PRINTING HOUSE FOR THE BLIND										
						3,498,000.00		3,498,000.00		

FOR THE DEAF

GENERAL FUND ACCOUNTS

NATIONAL TECHNICAL INSTITUTE FOR THE DEAF  
FUND RESOURCES:

	NO YEAR 75	0147							
UNDISBURSED FUNDS	1978		373,765.72						172,765.72
	1977		-272,153.70						-220,441.91
ACCOUNTS RECEIVABLE				14,630,000.00					
FUND EQUITIES:									
ACCOUNTS PAYABLE			546,826.53						2,519.13
UNDELIVERED ORDERS			-41,213.81						-5,480,455.39
			-607,315.74						37,874.52
			-0-						5,287,292.60
									-152,769.14
SUBTOTAL 75	0147			14,630,000.00					
TOTAL, NATIONAL TECHNICAL INSTITUTE FOR THE DEAF				14,630,000.00					-152,769.14

GALLAUDET COLLEGE

GENERAL FUND ACCOUNTS

	NO YEAR 75	0102							
UNDISBURSED FUNDS	1978		21,549,056.31						30,976,949.96
	1977		2,461,348.36						5,196,970.88
			91,632.26						
ACCOUNTS RECEIVABLE				16,216,000.00					
FUND EQUITIES:				29,760,000.00					
UNOBLIGATED BALANCE			-16,596,375.63						
UNDELIVERED ORDERS			-7,505,662.30						
			-0-						
SUBTOTAL 75	0102			45,976,000.00					
TOTAL, GALLAUDET COLLEGE				45,976,000.00					-16,080,417.47

HOWARD UNIVERSITY

GENERAL FUND ACCOUNTS

	NO YEAR 75	0106							
UNDISBURSED FUNDS	1978		14,338,422.62						13,636,352.95
	1977		4,617,815.29						5,212,815.29
			5,112.23						-244.00
ACCOUNTS RECEIVABLE				3,925,000.00					
FUND EQUITIES:				59,193,000.00					
UNOBLIGATED BALANCE			2,777,778.85						
UNDELIVERED ORDERS			966,347.99						
SUBTOTAL 75	0106			99,118,000.00					
TOTAL, HOWARD UNIVERSITY				99,118,000.00					1,344,218.43

TRANSFERS TO:

GENERAL SERVICES ADMINISTRATION

ACCOUNTS RECEIVABLE									
FUND EQUITIES:									
UNOBLIGATED BALANCE			-10,705,784.62						
ACCOUNTS PAYABLE			-332,244.90						
UNDELIVERED ORDERS			-8,647,437.46						
			-0-						
SUBTOTAL 75	0106			99,118,000.00					
TOTAL, SPECIAL INSTITUTIONS				163,222,000.00					11,430,725.68

Appropriations, Outlays, and Balances - Continued

Appropriation or Fund Account Title	Period of availability		Account symbol		Balances beginning of fiscal year	Appropriations and other obligatory authority 1/	Transfers, borrowings, and investments (net) 2/	Outlays (net)	Balances withdrawn and other transactions 3/	Balances end of fiscal year 4/
	Reg	Tr	Dept.	Account No.						
<b>HUMAN DEVELOPMENT SERVICES</b>										
<b>GENERAL FUND ACCOUNTS</b>										
GRANTS TO STATES FOR SOCIAL AND CHILD WELFARE SERVICES, ASSISTANT SECRETARY FOR HUMAN DEVELOPMENT SERVICES	1978-79	75	1634			\$2,039,746,712.00	\$374,113,758.00	3,805,995,924.43		107,150,953,454.43
FUND RESOURCES:	1977-78						173,554,000.00	250,685,007.58		107,567,011,087.58
UNDISBURSED FUNDS	1976-77									117,363,342.85
	1975-76						145,631,825.41	147,430,808.41	2,144,951.00	168,471,954.25
	PRIOR YEARS									
APPROPRIATION AVAILABLE FROM SUBSEQUENT FISCAL YEAR	1978-79	75	1634			654,849,576.00				1,171,172,567.92
FUND EQUITIES:									31,286.00	31,286.00
UNOBLIGATED BALANCE									185,657,055.44	185,657,055.44
ACCOUNTS PAYABLE									1,638,237,991.51	1,638,237,991.51
UNDELIVERED ORDERS						2,654,596,282.00	76,657,758.00	2,808,722,602.66	654,571,937.34	1,665,825,591.57
	SUBTOTAL 75									
HUMAN DEVELOPMENT SERVICES, ASSISTANT SECRETARY FOR HUMAN DEVELOPMENT SERVICES	NO YEAR	75	1636			81,300,000.00				83,169,532.54
FUND RESOURCES:	1977					2,220,402,000.00	110,000.00	1,365,988,171.50	16,326,427.70	3,537,713,544.00
UNDISBURSED FUNDS	1976-77							671,969,709.47	4,074,371.74	2,444,833.50
	1975-77						42,930.00	3,250,157.25	62,537.35	632,344,17.37
	1975							2,440,162.09		107,246,005.33
	1974-76						57,438.64	37,948,740.11		107,105,656,136.25
	PRIOR YEARS									
TRANSFER TO EXECUTIVE, PRESIDENT'S COMMISSION ON MENTAL HEALTH	1978	75	1636	63			110,000.00	97,066.35	7,590.57	4,866.08
ACCOUNTS RECEIVABLE	1977							3,900.00		3,900.00
FUND EQUITIES:										
UNOBLIGATED BALANCE										
ACCOUNTS PAYABLE										
UNDELIVERED ORDERS										
	SUBTOTAL 75									
WORK INCENTIVES, ASSISTANT SECRETARY FOR HUMAN DEVELOPMENT SERVICES	1978	75	1639			365,000,000.00				3,875,101.00
FUND RESOURCES:	1977							105,500,000.00	5,255,403.00	701,811.58
UNDISBURSED FUNDS	1976							6,931,714.14	139,244.00	1,323,454.00
	1975							285,800.70		
	1974							353,090.50		
	PRIOR YEARS									
TRANSFER TO: LABOR	1978	16	75	1639			250,326,456.00	175,357,75.59	35,137.29	14,957,929.12
ACCOUNTS RECEIVABLE	1977							74,200,520.49	159,139.06	3,186,678.17
FUND EQUITIES:	1975							3,875,237.04	82,710.53	
UNOBLIGATED BALANCE										
ACCOUNTS PAYABLE										
UNDELIVERED ORDERS										
	SUBTOTAL 75									
WORK INCENTIVES, SOCIAL AND REHABILITATION SERVICE	1978	75	0576							
FUND RESOURCES:	1977									
UNDISBURSED FUNDS	1976									
	1975									
	1974									
	PRIOR YEARS									
TRANSFER TO: LABOR	1978	16	75	0576						
ACCOUNTS RECEIVABLE	1977									
FUND EQUITIES:	1975									
UNOBLIGATED BALANCE										
ACCOUNTS PAYABLE										
UNDELIVERED ORDERS										
	SUBTOTAL 75									





1 The amounts in this column, unless otherwise footnoted, represent appropriations, increases in borrowing authority or new contract authority. Appropriation accounts with appropriation transfer activity are presented in Table 1 (Appropriations and appropriation transfers) at the end of the chapter. For further detail on appropriations, increases in borrowing authority and new contract authority; see Tables 1, 2 and 6 respectively in Part Four - Information Tables.

2 For detail of transfer activity by account see Table 2 (Transfers - Other than Appropriation Transfers) at end of chapter. Amounts not appearing in Table 2, unless otherwise footnoted, represent transfers of obligated balances from lapsed appropriations to merged prior-year accounts pursuant to 31 U.S.C. 701, borrowings (net) or investments (net).

3 The amounts in this column, unless otherwise footnoted, represent unobligated balances withdrawn or restored pursuant to 31 U.S.C. 701 and changes in unfilled customer orders, accounts receivable, accounts payable, undelivered orders and unobligated balances.

4 Unobligated balance represents no-year or unexpired multiple-year account unless otherwise footnoted.

5 Includes:  
Transfer of obligated balance to merged prior-year account from lapsed appropriation pursuant to 31 U.S.C. 701.

Account	Amount
7560350	-\$24,124,089.37
754/60712	-37,135,987.54
7560511	-1,726,494.81
7560260	-9,944,264.95
755/60260	-570,598.34
754/60260	-2,482,012.08
7560293	-332,463.50
755/60293	-251,912.46
754/60293	-579,676.52
7560473	-188,506.05
755/60473	-3,564,788.21
7568704	-1,276,358.39
755/61636	-158,049.23
7561639	-1,323,454.00
16-7561639	-8,877,977.49

6 Includes:  
Transfer of obligated balance from lapsed appropriation to merged prior-year account pursuant to 31 U.S.C. 701.

Account	Amount
75M0350	\$24,283,258.03
75M1101	97,532.05
75M0511	1,726,494.81
75M0260	12,996,875.37
75M0293	1,164,052.48
75M0473	3,753,294.26
75M8704	1,276,358.39
75M1636	177,677.28
75M1639	1,323,454.00
16-75M1639	8,877,977.49

7 Includes \$369,062.42 that is unobligated - unavilable.

8 Includes \$121,740.57 excess of receivables over gross unpaid obligations.

9 Excess of receivables over gross unpaid obligations.

10 Subject to disposition by the administrative agency.

11 Includes \$27,872.90 excess of receivables over gross unpaid obligations.

12 Includes \$5,759,405.62 excess of receivables over gross unpaid obligations.

13 Includes \$77,862.73 excess of receivables over gross unpaid obligations.

14 Includes:  
\$21,301.00 unobligated balance to be transferred to 756/90712 pursuant to P.L. 95-355.  
\$259,996.00 unobligated balance to be transferred to 754/90712 pursuant to Court Action 74-52, D.C. Civil Action.

15 Includes:  
Redemption of participation certificates----- \$1,729,595.65  
Net distribution of participation sales transactions----- -1,729,595.65

16 Represents lapsed borrowing authority.

17 The opening balance of the following accounts have been adjusted during the current fiscal year and do not agree with last year's closing balance.

Account	Amount
7570379	-\$27,656.95
7560379	2,816.63
75M0379	5,073.68

18 Excludes \$79,600,000.00 refund of taxes.

19 Net investment in U.S. public debt securities----- \$783,566,000.00

20 Includes \$1,022,781.24 subject to disposition by the administrative agency.

21 Net investment in U.S. public debt securities----- \$1,788,614,000.00

22 Includes \$2,384,831.33 subject to disposition by the administrative agency.

23 Includes \$478,411.00 in 7580293 that pursuant to Public Law 95-480 dated October 18, 1978, funds contained in Public Law 95-205 shall remain available for obligation until September 30, 1980 to carry out Section 525 of the Education Amendments of 1976.

24 Includes:  
Redemption of participation certificates----- \$9,645,000.00  
Net distribution of participation sales transactions----- -9,645,000.00

25 Includes \$360,534,434.03 excess of receivables over gross unpaid obligations.

26 Excludes \$387,225,000.00 refund of taxes.

27 Net redemption of U.S. public debt securities----- \$4,443,012,000.00

28 Funds authorized by Congress and apportioned are available in the Social Security Trust Funds to cover these obligations.

29 Excludes \$50,900,000.00 refund of taxes.

30 Net investment in U.S. public debt securities----- \$110,391,000.00

31 Includes \$191,247,740.43 excess of receivables over gross unpaid obligations.

32 Includes \$112,236,702.89 excess of receivables over gross unpaid obligations.

33 Includes \$1,248,102.24 excess of receivables over gross unpaid obligations and \$398,249.12 that is unobligated - unavailable.

34 Includes:  
\$214,809.29 excess of receivables over gross unpaid obligations.  
\$1,719,000.00 available until expended pursuant to Committee Print of Senate Report on H.R. 12929, Compensation of the State of Washington for the Takoma Indian Hospital.

35 For detail by account see Table B - "Receipts by Organizational Unit."



TABLE 1 - APPROPRIATIONS AND APPROPRIATION TRANSFERS - Continued

Account Symbol	Net Appropriations and Appropriation Transfers	Appropriation Amount *	Net Appropriation Transfers	Detail of Appropriation Transfers		
				Accounts Involved	Amount From, Or To (-)	Citation of Law
7580600	\$286,710,500.00	\$286,733,000.00	\$ -22,500.00	7580511	\$ -22,500.00	31 USC 581c
7580350	1,204,239,000.00	1,229,502,000.00	-25,263,000.00	7581101	-25,263,000.00	31 USC 581c
7580712	701,905,000.00	772,225,000.00	-70,320,000.00	7581101	-70,320,000.00	31 USC 581c
75X4307	1,814,000.00		1,814,000.00	75X0720	1,814,000.00	42 USC 294d
75X4306	778,000.00		778,000.00	75X0720	778,000.00	42 USC 297f
7581101	122,907,000.00	27,324,000.00	95,583,000.00	7580350	25,263,000.00	31 USC 581c
				7580712	70,320,000.00	31 USC 581c
7580511	109,295,500.00	109,273,000.00	22,500.00	7580600	22,500.00	31 USC 581c
7580293	341,200,000.00	352,700,000.00	-11,500,000.00	1280502	-11,500,000.00	91 STAT. 997
75X0720		2,592,000.00	-2,592,000.00	75X4306	-778,000.00	42 USC 297f
				75X4307	-1,814,000.00	42 USC 294d
7580120	87,090,000.00	88,154,000.00	-1,064,000.00	4780500	-1,064,000.00	90 STAT. 245
TOTAL	\$2,855,939,000.00	\$2,868,503,000.00	-\$12,564,000.00		-\$12,564,000.00	

\*Appropriations to accounts which did not have appropriation transfer activity during the fiscal year are not included in this table.

TABLE 2 - TRANSFERS (OTHER THAN APPROPRIATION TRANSFERS - TABLE 1)

Account Symbol	Net Transfers	Details of Transfers			Account Symbol	Net Transfers	Details of Transfers		
		Accounts Involved	Amount From Or To (-)	Citation of Law			Accounts Involved	Amount From Or To (-)	Citation of Law
7580350	-30,000.00	48-7580350(20)	-30,000.00	42 USC 701-716	75M0511	\$14,235,271.64	75M0350	31 USC 581c;	
7570350	-12,594,469.32	7570511	-12,594,469.32	31 USC 581c;				67 STAT. 631	
7560350	-10,765,190.69	7560511	-10,765,190.69	31 USC 581c;				31 USC 581c	
75M0350	-4,428,419.95	75M0511	-4,428,419.95	67 STAT. 631				31 USC 581c;	
48-7580350(20)	50,000.00	7580350	50,000.00	67 STAT. 631	20X8005	-17,314,015,000.00	7-20X8005	42 USC 13951 & j	
7580844	-113,750.00	11-7580844(63)	-13,750.00	42 USC 701-716	75-20X8005	17,314,015,000.00	20X8005	42 USC 13951 & j	
11-7580844(63)	13,750.00	7580844	13,750.00	42 USC 241, 242	7-20X8004	-6,757,888,000.00	7-20X8004	42 USC 13951 & j	
48-7580844(20)	100,000.00	7580844	100,000.00	42 USC 241, 242	20X8004	6,757,888,000.00	20X8004	42 USC 13951 & j	
7581361	-448,750.00	11-7581361(63)	-33,750.00	289d, 289g	757/90282	63,230,073.00	757/90282	91 STAT. 1460	
11-7581361(63)	398,750.00	7581361	398,750.00	42 USC 241, 242	7580282	-27,500.00	11-7580282(63)	20 USC 1401	
48-7581361(20)	50,000.00	756/80712	50,000.00	42 USC 242e	757/90282	-63,230,073.00	757/90282	91 STAT. 1460	
756/80712	39,918,533.00	756/80712	39,918,533.00	42 USC 242e	75X0273	-5,000,000.00	1-75X0273	90 STAT. 2170	
756/80712	-39,918,533.00	756/90712	-39,918,533.00	42 USC 242e	75X0293	5,000,000.00	75X0293	90 STAT. 2170	
754/80712	259,000.00	754/60712	259,000.00	42 USC 242e	75X4308	111,306,482.00	75X4308	31 USC 581c	
754/60712	-259,996.00	754/80712	-259,996.00	42 USC 242e	757/90260	389,969,079.00	757/90260	91 STAT. 1460	
75X4307	-896,954.53	86X4206	-896,954.53	31 USC 200a(8)	757/80260	1,677,532,906.17	757/80260	31 USC 581c	
75M1101	-8,088,764.31	75M0511	-8,088,764.31	31 USC 200a(8)				67 STAT. 631	
75X1102	-200,000.00	48-75X1102	-200,000.00	31 USC 581c	756/80260	30,152,991.00	756/80260	31 USC 581c	
48-75X1102	200,000.00	75X1102	200,000.00	12 USC 111	7570260	312,794,156.00	7570260	91 STAT. 76	
757/80-12	2,449,669,176.00	757/80581	2,449,669,176.00	31 USC 581c	756/80260	-20,218,250.00	756/80260	31 USC 581c	
756/80512	243,783,513.25	756/70581	243,783,513.25	31 USC 581c	757/80260	48,239,657.21	757/80260	31 USC 581c	
757/80581	-4,605,860,536.00	757/80412	-1,581,477,602.00	31 USC 666-1	7560260	10,410,958.08	7560260	31 USC 581c	
		757/80512	-2,449,669,176.00	31 USC 581c	755/60260	500,000.00	755/60260	31 USC 581c	
		757/81634	-674,713,758.00	67 STAT. 631	754/60260	24,570,910.55	754/60260	31 USC 581c	
756/70581	-812,987,009.22	756/80412	-356,850,000.00	31 USC 581c	75M0293	116,239,745.08	75M0293	31 USC 581c	
		756/70412	-337,166.00	31 USC 581c	75X0260	-351,270,332.00	75X0260	31 USC 581c	
		7570511	-17,989,839.97	31 USC 581c	757/90293	-389,969,079.00	757/90293	31 USC 581c	
		756/80512	-243,783,513.25	31 USC 581c	757/80293	-1,674,745,214.17	757/80293	31 USC 581c	
		756/81634	-193,834,000.00	31 USC 581c				67 STAT. 631	
		756/71636	-42,850.00	31 USC 581c				67 STAT. 631	
755/60581	-702,146.71	7560511	-543,658.84	31 USC 581c				31 USC 581c	
75M0581	-4,555,657.85	755/61636	-153,487.87	31 USC 581c				31 USC 581c	
		75M0412	-135,107.52	31 USC 581c				31 USC 581c	
		75M0511	-173,203.06	31 USC 581c				31 USC 581c	
		75M1636	-145,250.00	31 USC 581c				31 USC 581c	
7570511	38,329,495.81	7570350	12,584,469.32	31 USC 581c				31 USC 581c	
		7570501	7,747,686.52	67 STAT. 631				31 USC 581c	
		756/70581	17,359,339.97	31 USC 581c				31 USC 581c	
7560511	13,373,802.21	7560350	10,770,190.69	31 USC 581c				31 USC 581c	
		7560501	2,004,955.62	31 USC 581c				31 USC 581c	
		755/60581	543,658.84	31 USC 581c				31 USC 581c	

TABLE 2 - TRANSFERS (OTHER THAN APPROPRIATION TRANSFERS - TABLE 1) - Continued

Account Symbol	Net Transfers	Details of Transfers		
		Accounts Involved	Amount From Or To (-)	Citation of Law
7570406	- \$67,602,650.11	757/80406	- \$654,772,387.11	191 STAT. 1460-61
		7570406(01)	385,237.00	31 USC 686-686-1
		7570406(03)	6,784,500.00	31 USC 701-708
7580406(01)	52,299,000.00	7580406	52,299,000.00	86 STAT. 1474, 1478
7570406(01)	- 385,237.00	7570406	- 385,237.00	31 USC 686-686-1
7570406(03)	- 6,784,500.00	7570406	- 6,784,500.00	31 USC 701-708
757/80412	1,581,477,602.00	757/80581	1,581,477,602.00	31 USC 581c, 67 STAT. 631
756/80412	356,850,000.00	756/70581	356,850,000.00	31 USC 581c
756/70412	337,166.00	756/70581	337,166.00	31 USC 581c
75M0412	135,107.52	75M0581	135,107.52	31 USC 581c
7570473	48,673,326.37	7570570	31,822,667.76	31 USC 581c
		7570573	16,850,658.61	31 USC 581c
		7560573	220,082.28	31 USC 581c
755/60473	5,730,317.70	755/60570	5,730,317.70	31 USC 581c
75M0473	238,601.07	75M0573	238,601.07	31 USC 581c
7570570	- 31,822,667.76	7570473	- 31,822,667.76	31 USC 581c
755/60570	- 5,730,317.70	755/60473	- 5,730,317.70	31 USC 581c
7570573	- 16,850,658.61	7570473	- 16,850,658.61	31 USC 581c
7560573	- 220,082.28	7560473	- 220,082.28	31 USC 581c
75M0573	- 238,601.07	75M0473	- 238,601.07	31 USC 581c
20X8006	- 79,528,849,024.00	75X8704	- 27,480,000.00	42 USC 401
		7588704	- 880,520,160.00	42 USC 401
		7578704	- 39,970,344.00	42 USC 401
		7568704	- 1,982,700.00	42 USC 401
		75M8704	- 15,542,100.00	42 USC 401
			- 15,542,100.00	42 USC 401
			- 78,559,000,000.00	42 USC 401
75-20X8006	78,559,000,000.00	75-20X8006(01)	- 8,319,120.00	42 USC 422
75X8704	10,139,495.05	20X8006	8,319,120.00	42 USC 422
		20X8006	27,480,000.00	42 USC 401
		75X8705	- 13,240,504.95	31 USC 581c
			- 4,100,000.00	40 USC 490c
7588704	880,520,160.00	47-75X8704	880,520,160.00	42 USC 401
7578704	39,970,344.00	20X8006	39,970,344.00	42 USC 401
7568704	- 1,982,700.00	20X8006	- 1,982,700.00	42 USC 401
75M8704	15,542,100.00	20X8006	15,542,100.00	42 USC 401
47-75X8704	5,167,946.37	47-75X8705	1,067,946.37	31 USC 581c
		75X8704	4,100,000.00	40 USC 490c
75X8705	13,240,504.95	75X8704	13,240,504.95	31 USC 581c
			67 STAT. 631	

Account Symbol	Net Transfers	Accounts Involved	Details of Transfers		Citation of Law
			Amount From Or To (-)	Amount From Or To (-)	
47-75X8705	- \$1,067,946.37	47-75X8704	- \$1,067,946.37	31 USC 581c	
20X8007	- 12,227,000,000.00	75-20X8007	- 12,227,000,000.00	42 USC 401	
		75-20X8007(01)	- 89,552,880.00	42 USC 422	
75-20X8007	12,227,000,000.00	20X8007	12,227,000,000.00	42 USC 401	
75-20X8007(01)	89,552,880.00	20X8007	89,552,880.00	42 USC 422	
75X0106	- 842,109.67	47-75X0106	- 842,109.67	40 USC 490c	
47-75X0106	842,109.67	75X0106	842,109.67	40 USC 490c	
757/81634	174,713,758.00	757/80581	174,713,758.00	31 USC 581c, 67 STAT. 631	
756/81634	193,984,000.00	756/70581	193,984,000.00	31 USC 581c	
7581636	- 110,000.00	11-7581636(63)	- 110,000.00	29 USC 701	
756/71636	42,990.00	756/70581	42,990.00	31 USC 581c	
755/61636	158,487.87	755/60581	158,487.87	31 USC 581c	
75M1636	145,275.07	75M0581	145,275.07	31 USC 581c	
11-7581636 (63)	110,000.00	7581636	110,000.00	29 USC 701	
	- 250,369,496.00	16-7581639	- 250,369,496.00	31 USC 581c	
	9,133,525.72	7570576	86,784,871.44	31 USC 581c	
		16-7571639	- 77,651,345.72	31 USC 581c	
7561639	1,177,093.30	7560576	13,891,024.73	31 USC 581c	
		75M0576	- 12,713,931.43	31 USC 581c	
75M1639	320,728.56	16-75M1639	3,098,499.57	31 USC 581c	
		7581639	- 2,777,771.01	31 USC 581c	
16-7581639	250,369,496.00	7581639	250,369,496.00	31 USC 581c	
16-7571639	77,651,345.72	7571639	77,651,345.72	31 USC 581c	
16-7561639	12,713,931.43	7561639	12,713,931.43	31 USC 581c	
16-75M1639	2,777,771.01	75M1639	2,777,771.01	31 USC 581c	
7570576	- 9,133,525.72	7570576	- 86,784,871.44	31 USC 581c	
		16-7570576	77,651,345.72	31 USC 581c	
		7561639	- 13,891,024.73	31 USC 581c	
		16-7560576	12,713,931.43	31 USC 581c	
		75M0576	2,277,771.01	31 USC 581c	
		7570576	- 77,651,345.72	31 USC 581c	
		16-7560576	- 12,713,931.43	31 USC 581c	
		16-75M0576	- 2,777,771.01	31 USC 581c	
		75X1638	- 50,000.00	31 USC 581c	
		49-75X1638	50,000.00	31 USC 686,686-1	
		7570501	- 7,745,686.52	31 USC 581c	
		7560501	- 2,064,958.68	31 USC 581c	
		75M0501	- 1,589,812.12	31 USC 581c	
TOTAL	- \$6,960,954.53		- \$6,960,954.53		





Table with multiple columns: Account Name, Fund Year 86, Fund Year 86 No. Year 86, Amount, and Balance. Includes sections for Public Enterprise Funds, Federal Housing Administration Fund, and Low Rent Public Housing Program.

Appropriations, Outlays, and Balances - Continued

Appropriation of Fund Account	Title	Account Symbol		Balances beginning of fiscal year	Appropriations and other obligations authority 1/	Transfers, borrowings, and investments (net) 2/	Outlays (net)	Balances withdrawn and other transactions 3/	Balances end of fiscal year 4/
		Dept. Reg.	Account No.						
HOUSING PROGRAMS--CONTINUED									
PUBLIC ENTERPRISE FUNDS--CONTINUED									
NONPROFIT SPONSOR ASSISTANCE, HOUSING PRODUCTION AND RENTAGE CREDIT, HOUSING AND URBAN DEVELOPMENT FUND RESOURCES:									
UNDISBURSED FUNDS		86	4042	\$7,562,538.45			\$1,007,287.50	-\$273,954.97	\$6,465,300.99
ACCOUNTS RECEIVABLE									273,954.92
FUND EQUITIES:									
UNOBLIGATED BALANCE				-6,103,022.24				-575,258.04	-5,527,764.20
ACCOUNTS PAYABLE				-1,459,566.25				-248,075.44	-1,211,490.81
UNDELIVERED ORDERS				-0-			1,007,287.50	-1,007,287.50	-0-
SUBTOTAL		86	4042						
COMMUNITY DISPOSAL OPERATIONS FUND, HOUSING AND URBAN DEVELOPMENT FUND RESOURCES:									
UNDISBURSED FUNDS		86	4040	949,111.97			-696,799.26	147,000,000.00	645,911.23
INVESTMENTS IN AGENCY SECURITIES				387,700.00					387,700.00
ACCOUNTS RECEIVABLE				6,933.30				-2,316.16	8,709.46
FUND EQUITIES:									
UNOBLIGATED BALANCE				-1,231,103.87				-277,100.59	-954,003.28
ACCOUNTS PAYABLE				-112,101.40				-23,783.99	-88,317.41
UNDELIVERED ORDERS				-0-			-696,799.26	696,799.26	-0-
SUBTOTAL		86	4040						
RENTAL HOUSING ASSISTANCE FUND, FEDERAL HOUSING ADMINISTRATION, HOUSING AND URBAN DEVELOPMENT FUND RESOURCES:									
UNDISBURSED FUNDS		86	4041	59,885,807.49			-12,190,669.97	-1,500,439.06	72,076,477.46
ACCOUNTS RECEIVABLE				147,429.00					1,647,868.06
FUND EQUITIES:									
UNOBLIGATED BALANCE				-59,872,666.80				-54,586,996.47	-5,285,670.33
ACCOUNTS PAYABLE				-160,569.69				59,732,631.13	-59,893,200.82
UNDELIVERED ORDERS				-0-				8,545,474.37	-8,545,474.37
SUBTOTAL		86	4041						
REVOLVING FUND, LIQUIDATING PROGRAMS, HOUSING AND URBAN DEVELOPMENT FUND RESOURCES:									
UNDISBURSED FUNDS		86	4015	225,646,486.12	\$2,962,893.02	\$55,577,900.00	8,675,582.73	147,000,000.00	154,005,896.41
TRANSFER TO:									
ENVIRONMENTAL PROTECTION AGENCY AUTHORITY TO BORROW FROM THE TREASURY				12,167.00					12,167.00
ACCOUNTS RECEIVABLE				11,781,809.94		13,063,000.00		-236,307.86	12,018,117.80
FUND EQUITIES:									
UNOBLIGATED BALANCE				-79,351,272.82				-20,183,962.64	-59,167,310.18
ACCOUNTS PAYABLE				-3,871,326.81				-69,301.72	-3,802,025.09
UNDELIVERED ORDERS				-154,217,863.43				-51,151,017.49	-103,066,845.94
SUBTOTAL		86	4015		2,962,893.02	-41,964,500.00	8,675,582.73	-47,677,589.71	-0-
INTRAGOVERNMENTAL FUNDS									
MANAGEMENT FUND FOR DISASTER ASSISTANCE, HOUSING AND URBAN DEVELOPMENT FUND RESOURCES:									
UNDISBURSED FUNDS		86	3981	49,471,495.42		50,000,000.00	-33,716,645.02	3,513,880.40	133,188,140.44
ACCOUNTS RECEIVABLE				11,230,883.92					7,767,003.52
FUND EQUITIES:									
UNOBLIGATED BALANCE				-12,218,311.62				110,041,351.38	-122,259,663.00
ACCOUNTS PAYABLE				-875,719.55				182,845.11	-1,062,564.66
UNDELIVERED ORDERS				-47,654,348.17				-30,021,431.87	-17,632,916.30
SUBTOTAL		86	3981			50,000,000.00	-33,716,645.02	83,716,645.02	-0-
TOTAL, HOUSING PROGRAMS.....									
					37,832,195,471.15	5,541,709.55	4,057,536,194.81	33,780,220,535.93	

PUBLIC ENTERPRISE FUNDS

SPECIAL ASSISTANCE FUNCTIONS FUND, GOVERNMENT NATIONAL MORTGAGE ASSOCIATION, HOUSING AND URBAN DEVELOPMENT

Table with columns for Fund Resources, Fund Equities, and Subtotal. Rows include Undisbursed Funds, Authority to Borrow from the Treasury, Investments in Agency Securities, and Accounts Receivable. Values range from 204,266.11 to 7,399,000.00.

EMERGENCY MORTGAGE PURCHASE ASSISTANCE, GOVERNMENT NATIONAL MORTGAGE ASSOCIATION, HOUSING AND URBAN DEVELOPMENT

Table with columns for Fund Resources, Fund Equities, and Subtotal. Rows include Undisbursed Funds, Authority to Borrow from the Treasury, and Accounts Receivable. Values range from 12,426,424.41 to 359,777,639.32.

MANAGEMENT AND LIQUIDATING FUNCTIONS FUND, GOVERNMENT NATIONAL MORTGAGE ASSOCIATION, HOUSING AND URBAN DEVELOPMENT

Table with columns for Fund Resources, Fund Equities, and Subtotal. Rows include Undisbursed Funds, Authority to Borrow from the Treasury, Investments in Agency Securities, and Accounts Receivable. Values range from 95,831.00 to 61,542,000.00.

GUARANTEES OF MORTGAGE-BACKED SECURITIES FUND, GOVERNMENT NATIONAL MORTGAGE ASSOCIATION, HOUSING AND URBAN DEVELOPMENT

Table with columns for Fund Resources, Fund Equities, and Subtotal. Rows include Undisbursed Funds, Investments in Public Debt Securities, Investments in Agency Securities, and Accounts Receivable. Values range from 732,510.90 to 41,393,149.56.

PARTICIPATION SALES FUND, GOVERNMENT NATIONAL MORTGAGE ASSOCIATION, HOUSING AND URBAN DEVELOPMENT

Table with columns for Fund Resources, Fund Equities, and Subtotal. Rows include Undisbursed Funds, Investments in Public Debt Securities, Investments in Agency Securities, and Accounts Receivable. Values range from 21,738.28 to 20,529,464.91.



Appropriations, Outlays, and Balances - Continued

Appropriation or Fund Account		Account symbol			Balances beginning of fiscal year	Appropriations and other obligations authority 1/	Transfers, borrowings, and investments (net) 2/	Outlays (net)	Balances withdrawn and other transactions 3/	Balances end of fiscal year 4/
Title	Period of availability	Dept. Reg.	Account No. Tr. From	Sub. No.						
GOVERNMENT NATIONAL MORTGAGE ASSOCIATION-CONTINUED										
PUBLIC ENTERPRISE FUNDS-CONTINUED										
LOANS FOR SECONDARY MARKET OPERATIONS, FEDERAL NATIONAL MORTGAGE ASSOCIATION, HOUSING AND URBAN DEVELOPMENT										
FUND RESOURCES:										
UNDISBURSED FUNDS	NU YEAR 86		4319		2,250,000,000.00					2,250,000,000.00
AUTHORITY TO BORROW FROM THE TREASURY					-2,250,000,000.00					-2,250,000,000.00
FUND EQUITIES:										
UNOBLIGATED BALANCE					-0-					-0-
	SUBTOTAL 86		4319							
TOTAL, GOVERNMENT NATIONAL MORTGAGE ASSOCIATION . . . . .						27,399,000.00	-2,244,364,247.22	2,005,587,650.94	-2,437,552,898.16	
COMMUNITY PLANNING AND DEVELOPMENT										
GENERAL FUND ACCOUNTS										
COMMUNITY DEVELOPMENT GRANTS, COMMUNITY PLANNING AND DEVELOPMENT, HOUSING AND URBAN DEVELOPMENT										
FUND RESOURCES:										
UNDISBURSED FUNDS	1978-80	86	0162		3,600,000,000.00		42,470,325.74			3,557,529,674.26
	1977-79				3,166,943,973.10		997,109,453.69			2,169,834,475.41
	1976-78				1,612,029,095.31		1,313,413,494.44	66,284.69		298,549,316.18
	1975-77				155,343,689.06		111,273,667.58	270,255.11		43,799,766.37
ACCOUNTS RECEIVABLE					30.00			27.00		3.00
FUND EQUITIES:										
UNOBLIGATED BALANCE					-294,644,302.55			495,545,864.16		-790,190,166.71
UNDELIVERED ORDERS					-4,639,672,440.92			639,850,627.59		-5,279,523,068.51
	SUBTOTAL 86		0162		-0-	3,600,000,000.00	2,464,266,941.45	1,135,733,058.55		-0-
COMPREHENSIVE PLANNING GRANTS, COMMUNITY PLANNING AND DEVELOPMENT, HOUSING AND URBAN DEVELOPMENT										
FUND RESOURCES:										
UNDISBURSED FUNDS	NU YEAR 86		0104		81,446,950.68	57,000,000.00		67,007,862.13		71,439,088.55
TRANSFER TO:										
COMMERCE, ECONOMIC DEVELOPMENT ADMINISTRATION	NU YEAR 13	86	0104	20	75,000.00		75,000.00			
ACCOUNTS RECEIVABLE					171,542.71			57,369.99		114,172.72
FUND EQUITIES:										
UNOBLIGATED BALANCE					-3,602,094.88			106,168.67		-3,708,263.55
ACCOUNTS PAYABLE					-304,928.14			-304,928.14		-0-
UNDELIVERED ORDERS					-71,786,470.37			-9,941,472.65		-67,844,997.72
	SUBTOTAL 86		0104		-0-	57,000,000.00	67,007,862.13	-10,082,862.13		-0-
COMMUNITY DEVELOPMENT TRAINING AND URBAN FELLOWSHIP PROGRAMS, COMMUNITY PLANNING AND MANAGEMENT, HOUSING AND URBAN DEVELOPMENT										
FUND RESOURCES:										
UNDISBURSED FUNDS	PRIOR YEARS	86	0122		34,411.13			-24,470.31	1,410.31	57,471.13
FUND EQUITIES:										
UNDELIVERED ORDERS					-34,411.13				23,060.00	-57,471.13
	SUBTOTAL 86		0122		-0-		-24,470.31	24,470.31		-0-
MODEL CITIES PROGRAMS, COMMUNITY PLANNING AND DEVELOPMENT, HOUSING AND URBAN DEVELOPMENT										
FUND RESOURCES:										
UNDISBURSED FUNDS	1975-76	86	0133		25,979,765.90			245,251.92		
	PRIOR YEARS				16,919,634.17			625,335.08		31,754,347.63
ACCOUNTS RECEIVABLE					304,622.77			240,416.69		64,206.08
FUND EQUITIES:										
ACCOUNTS PAYABLE					-285,697.00			-285,697.00		-0-
UNDELIVERED ORDERS					-42,918,325.84			-11,599,772.13		-31,318,553.71
	SUBTOTAL 86		0133		-0-		10,774,465.44	-10,774,465.44		-0-



Appropriations, Outlays, and Balances - Continued

Appropriation or Fund Account		Account symbol			Balances beginning of fiscal year	Appropriations and other obligatory authority 1/	Transfers, borrowings, and investments (net) 2/	Outlays (net)	Balances withdrawn and other transactions 3/	Balances end of fiscal year 4/
Title	Period of availability	Dept. Reg.	Account No.	Sub. No.						
NEW COMMUNITIES ADMINISTRATION-CONTINUED										
PUBLIC ENTERPRISE FUNDS										
NEW COMMUNITIES GUARANTEE FUND, METROPOLITAN DEVELOPMENT, HOUSING AND URBAN DEVELOPMENT										
FUND RESOURCES:										
UNDISBURSED FUNDS	NU YEAR 86		4237		\$14,157.91	-	\$28,057,447.43	\$97,202,203.37	-	\$869,401.97
AUTHORITY TO BORROW FROM THE TREASURY					2,426,774.81	\$58,057,447.43	-28,057,447.43	-	\$12,903,944.51	15,330,719.32
ACCOUNTS RECEIVABLE					1,090,365.27	-	-	-	190,247.18	900,118.09
FUND EQUITIES:										
ACCOUNTS PAYABLE					-2,146,522.44	-	-	-	13,408,979.19	-15,555,501.63
UNDELIVERED ORDERS					-1,384,775.55	-	-	-	152,962.20	-1,544,737.75
	SUBTOTAL 86		4237		-0-	98,057,447.43	-	97,202,203.37	855,244.06	-0-
TOTAL, NEW COMMUNITIES ADMINISTRATION . . . . .					-	98,057,447.43	-	98,477,204.70	-419,837.27	-
FEDERAL INSURANCE ADMINISTRATION										
PUBLIC ENTERPRISE FUNDS										
NATIONAL INSURANCE DEVELOPMENT FUND, HOUSING AND URBAN DEVELOPMENT										
FUND RESOURCES:										
UNDISBURSED FUNDS	NU YEAR 86		4235		644,675.74	-	36,195,000.00	9,402,706.23	-	27,426,973.51
AUTHORITY TO BORROW FROM THE TREASURY					250,000,000.00	-	-	-	-	250,000,000.00
INVESTMENTS IN PUBLIC DEBT SECURITIES					83,232,000.00	-	-36,195,000.00	-	-	52,037,000.00
ACCOUNTS RECEIVABLE					2,215,462.12	-	-	-	-194,796.23	2,410,276.35
FUND EQUITIES:										
UNOBLIGATED BALANCE					-331,930,283.93	-	-	-	-9,657,071.96	-322,273,211.97
ACCOUNTS PAYABLE					-8,644,294.92	-	-	-	367,691.44	-9,011,986.36
UNDELIVERED ORDERS					-517,583.01	-	-	-	81,470.52	-599,053.53
	SUBTOTAL 86		4235		-0-	-	-	9,402,706.23	-9,402,706.23	-0-
NATIONAL FLOOD INSURANCE FUND, FEDERAL INSURANCE ADMINISTRATION, HOUSING AND URBAN DEVELOPMENT										
FUND RESOURCES:										
UNDISBURSED FUNDS	NU YEAR 86		4236		-	-	32,915,472.68	82,899,673.22	-	15,799.46
FLOOD INSURANCE, FEDERAL INSURANCE ADMINISTRATION, HOUSING AND URBAN DEVELOPMENT	1978 86		0147		-	91,000,000.00	-	23,318,490.26	179,974.68	67,501,535.06
	1977				47,605,442.58	-	-	32,882,457.73	160.00	14,922,824.85
	1974				20,804,390.41	-	-6,878,192.67	13,943,296.74	-17,099.00	-
	PRIOR YEARS				5,368,273.91	-	6,878,192.67	1,887,315.54	16,073.99	10,343,077.05
AUTHORITY TO BORROW FROM THE TREASURY					352,549,043.98	-	-82,915,472.68	-	-	269,633,571.30
ACCOUNTS RECEIVABLE					37,656,848.62	-	-	-	-	945,367.96
FUND EQUITIES:										
UNOBLIGATED BALANCE					-273,655,675.72	-	-	-	-186,888,699.29	274,86,766,986.43
ACCOUNTS PAYABLE					-118,322,432.07	-	-	-	61,226,152.25	-179,548,584.32
UNDELIVERED ORDERS					-72,005,891.71	-	-	-	25,040,713.22	-97,046,604.93
	SUBTOTAL 86		4236		-0-	91,000,000.00	-	154,731,233.49	-63,731,233.49	-0-
TOTAL, FEDERAL INSURANCE ADMINISTRATION . . . . .					-	91,000,000.00	-	164,133,939.72	-73,133,939.72	-

ASSOCIATIONS AND CONSUMER PROTECTION

GENERAL FUND ACCOUNTS

HOUSING COUNSELING ASSISTANCE, APARTMENTS, VOLUNTARY ASSOCIATIONS, AND CONSUMER PROTECTION, HOUSING AND URBAN DEVELOPMENT FUND RESOURCES:

GENERAL FUND ACCOUNTS	1978-79	1979-80	1980-81	1981-82	1982-83	1983-84	1984-85	1985-86	1986-87	1987-88	1988-89	1989-90	1990-91	1991-92	1992-93	1993-94	1994-95	1995-96
UNDISBURSED FUNDS	1,975,79.85	1,975,79.85	1,975,79.85	1,975,79.85	1,975,79.85	1,975,79.85	1,975,79.85	1,975,79.85	1,975,79.85	1,975,79.85	1,975,79.85	1,975,79.85	1,975,79.85	1,975,79.85	1,975,79.85	1,975,79.85	1,975,79.85	1,975,79.85
FUND EQUITIES:																		
UNDELIVERED ORDERS																		
MOBILE HOME STANARDS PROGRAM, HOUSING PROGRAM, HOUSING AND URBAN DEVELOPMENT FUND RESOURCES:																		
UNDISBURSED FUNDS	4,077.86	4,077.86	4,077.86	4,077.86	4,077.86	4,077.86	4,077.86	4,077.86	4,077.86	4,077.86	4,077.86	4,077.86	4,077.86	4,077.86	4,077.86	4,077.86	4,077.86	4,077.86
FUND EQUITIES:																		
UNDELIVERED ORDERS																		
SPECIAL FUND ACCOUNTS																		
INTERSTATE LAND SALES FUND, HOUSING AND URBAN DEVELOPMENT FUND RESOURCES:																		
UNDISBURSED FUNDS	3,270.96	3,270.96	3,270.96	3,270.96	3,270.96	3,270.96	3,270.96	3,270.96	3,270.96	3,270.96	3,270.96	3,270.96	3,270.96	3,270.96	3,270.96	3,270.96	3,270.96	3,270.96
FUND EQUITIES:																		
UNOBLIGATED BALANCE ACCOUNTS PAYABLE																		
TOTAL, NEIGHBORHOODS, VOLUNTARY ASSOCIATIONS, AND CONSUMER PROTECTION	5,118,373.67	5,118,373.67	5,118,373.67	5,118,373.67	5,118,373.67	5,118,373.67	5,118,373.67	5,118,373.67	5,118,373.67	5,118,373.67	5,118,373.67	5,118,373.67	5,118,373.67	5,118,373.67	5,118,373.67	5,118,373.67	5,118,373.67	5,118,373.67

POLICY DEVELOPMENT AND RESEARCH

GENERAL FUND ACCOUNTS

RESEARCH AND TECHNOLOGY, POLICY DEVELOPMENT AND RESEARCH, HOUSING AND URBAN DEVELOPMENT FUND RESOURCES:

GENERAL FUND ACCOUNTS	1978-79	1979-80	1980-81	1981-82	1982-83	1983-84	1984-85	1985-86	1986-87	1987-88	1988-89	1989-90	1990-91	1991-92	1992-93	1993-94	1994-95	1995-96
UNDISBURSED FUNDS	1,975,79.85	1,975,79.85	1,975,79.85	1,975,79.85	1,975,79.85	1,975,79.85	1,975,79.85	1,975,79.85	1,975,79.85	1,975,79.85	1,975,79.85	1,975,79.85	1,975,79.85	1,975,79.85	1,975,79.85	1,975,79.85	1,975,79.85	1,975,79.85
FUND EQUITIES:																		
UNDELIVERED ORDERS																		
NATIONAL COMMISSION ON NEIGHBORHOODS																		
ACCOUNTS RECEIVABLE																		
FUND EQUITIES:																		
UNOBLIGATED BALANCE ACCOUNTS PAYABLE																		
UNDELIVERED ORDERS																		
TOTAL, POLICY DEVELOPMENT AND RESEARCH	5,118,373.67	5,118,373.67	5,118,373.67	5,118,373.67	5,118,373.67	5,118,373.67	5,118,373.67	5,118,373.67	5,118,373.67	5,118,373.67	5,118,373.67	5,118,373.67	5,118,373.67	5,118,373.67	5,118,373.67	5,118,373.67	5,118,373.67	5,118,373.67

FOOTNOTES AT END OF CHAPTER





**Appropriations, Outlays, and Balances - Continued**

- 1 The amounts in this column, unless otherwise footnoted, represent appropriations, increases in borrowing authority or new contract authority. Appropriation accounts with appropriation transfer activity are presented in Table 1 (Appropriations and appropriation transfers) at the end of the chapter. For further detail on appropriations, increases in borrowing authority and new contract authority; see Tables 1, 2 and 6 respectively in Part Four - Information Tables.
- 2 For detail of transfer activity by account see Table 2 (Transfers - Other than Appropriation Transfers) at end of chapter. Amounts not appearing in Table 2, unless otherwise footnoted, represent transfers of obligated balances from lapsed appropriations to merged prior-year accounts pursuant to 31 U.S.C. 701, borrowings (net) or investments (net).
- 3 The amounts in this column, unless otherwise footnoted, represent unobligated balances withdrawn or restored pursuant to 31 U.S.C. 701 and changes in unfilled customer orders, accounts receivable, accounts payable, undelivered orders and unobligated balances.
- 4 Unobligated balance represents no-year or unexpired multiple-year account unless otherwise footnoted.
- 5 For further detail see Table 6 - Part Four - Information Tables.
- 6 Excess of receivables over gross unpaid obligations.
- 7 Represents:  
 Net investment in U.S. public debt securities----- - \$ 100,451,500.00  
 Redemption of participation sales certificates (Par)----- 15,000.00  
 Borrowing from U.S. Treasury---- 440,000,000.00  
 Net sale of Government agency securities----- 21,508,400.00  
 Redemption of Government agency securities----- 14,740.81
- 8 For further detail see Table 2 - Part Four - Information Tables.
- 9 Activity transferred from Federal Housing Administration, Off-Budget Federal Agencies.
- 10 Borrowing from U.S. Treasury----- \$ 45,170,356.81
- 11 Includes \$425,021,394.73 which is subject to disposition by the administrative agency.
- 12 Includes \$408,469,812.14 which is subject to disposition by the administrative agency.
- 13 Includes \$1,151,092,363.36 which is subject to disposition by the administrative agency.
- 14 Represents capital transfer to miscellaneous receipts.
- 15 Includes:  
 Net distribution of participation sales transactions----- \$ 13,963,000.00  
 Redemption of participation certificates (Par)----- -13,963,000.00
- 16 Represents lapsed borrowing authority.
- 17 Includes:  
 Redemption of nonguaranteed Government agency securities---- \$ 640,780.62  
 Net borrowing from U.S. Treasury----- 1,404,000.00  
 Net distribution of participation sales transactions----- 82,447,000.00  
 Redemption of participation certificates (Par)----- -82,447,000.00
- 18 Opening balance difference of \$12,426,424,491.87 was transferred to account 86X4207.
- 19 Net borrowing from U.S. Treasury-- \$ 359,793,000.00
- 20 Opening balance of \$12,426,424,491.87 was transferred from 86X4205.
- 21 Includes:  
 Repayment of borrowing from U.S. Treasury----- - \$ 15,000,000.00  
 Net redemption of Government agency securities----- 2,597,887.64  
 Net distribution of participation sales transactions----- 91,342,000.00  
 Redemption of participation certificates (Par)----- - 91,842,000.00
- 22 Represents:  
 Net investment in Government agency securities----- - \$ 29,105,950.00  
 Net investment in U.S. public debt securities----- - 11,874,000.00
- 23 Includes:  
 Net redemption of U.S. public debt securities----- \$238,468,000.00  
 Redemption of participation certificates----- - 602,000,000.00  
 Redemption of participation certificates (Par)----- 74,365,000.00
- 24 Subject to disposition by the administrative agency.
- 25 Includes \$1,821,550.00 that is available for obligation in Fiscal Year 1979 pursuant to P.L. 95-392 approved 9/30/78.
- 26 Represents appropriations to liquidate.
- 27 Includes \$182,866,584.87 which is subject to disposition by the administrative agency.
- 28 For detail by account see Table B - "Receipts by Organizational Unit."

**TABLE 1 - APPROPRIATIONS AND APPROPRIATION TRANSFERS**

Account Symbol	Net Appropriations and Appropriation Transfers	Appropriation Amount *	Net Appropriation Transfers	Detail of Appropriation Transfers		
				Accounts Involved	Amount From, Or To (-)	Citation of Law
86X4058	\$10,584,435.17	\$285,073.05	\$10,299,362.12	8680145	\$10,299,362.12	12 USC 1717
86X4015	2,962,893.02	814,255.14	2,148,637.88	8680145	2,148,637.88	12 USC 1717
8680145		16,587,000.00	-16,587,000.00	86X4015	-2,148,637.88	12 USC 1717
				86X4058	-10,299,362.12	12 USC 1717
86X4205	7,399,000.00	3,260,000.00	4,139,000.00	86X4205	-4,139,000.00	12 USC 1717
				8680145	4,139,000.00	12 USC 1717
<b>TOTAL</b>	<b>\$20,946,328.19</b>	<b>\$20,946,328.19</b>	<b>\$0</b>		<b>\$0</b>	

\*Appropriations to accounts which did not have appropriation transfer activity during the fiscal year are not included in this table.

TABLE 2 - TRANSFERS (OTHER THAN APPROPRIATION TRANSFERS - TABLE 1)

Account Symbol	Net Transfers	Details of Transfers		
		Accounts Involved	Amount From Or To (-)	Citation of Law
867 8403	\$8,337,200.00	867 8403	2,132,716,000.00	91 STAT. 1074
		867 8403	-1,233,000.45	12 USC 1717
		867 8403	-132,716,000.00	91 STAT. 1074
		867 8403	-1,233,000.00	12 USC 1717
		867 8403	-1,000,000.00	42 USC 4413a
		867 8403	-5,927,000.00	12 USC 1717
		867 8403	1,000,000.00	42 USC 4413a
		867 8403	1,000,000.00	12 USC 1717
		867 8403	-95,710.62	12 USC 1723(e)
		867 8403	95,710.62	12 USC 1723(e)
		867 8403	-10,300,000.00	12 USC 1717
		867 8403	20,302,110.44	12 USC 1717
		867 8403	10,978,701.30	12 USC 1717
		867 8403	51,012,057.77	12 USC 1717
		867 8403	53,402,378.22	12 USC 1717
		867 8403	1,000,144.77	12 USC 1717
		867 8403	26,788,000.30	12 USC 1717
		867 8403	35,000,000.00	12 USC 1717
		867 8403	192,000.00	12 USC 1717
		867 8403	30,000,000.00	12 USC 1717
		867 8403	1,233,000.00	12 USC 1717
		867 8403	1,738,000.45	12 USC 1717
		867 8403	5,000,000.00	12 USC 1717

Account Symbol	Net Transfers	Details of Transfers		
		Accounts Involved	Amount From Or To (-)	Citation of Law
867 8403	\$8,337,200.00	867 8403	-843,300.00	91 STAT. 1074
		867 8403	8,337,200.00	91 STAT. 1076
		867 8403	43,300.00	91 STAT. 1074
		867 8403	3,232,000.00	91 STAT. 1074
		867 8403	227,700.00	91 STAT. 1074
		867 8403	-3,337,200.00	91 STAT. 1074
		867 8403	-43,300.00	91 STAT. 1076
		867 8403	-3,232,000.00	91 STAT. 1076
		867 8403	-227,700.00	91 STAT. 1076
		867 8403	17,790.00	42 USC 4159
		867 8403	14,200.00	42 USC 4159
		867 8403	-17,700.00	42 USC 4159
		867 8403	-14,200.00	42 USC 4159
		867 8403	-1,000,000.00	31 USC 686,091-1
		867 8403	1,000,000.00	31 USC 686,091-1
TOTAL	\$174,945,062.33		\$174,945,062.33	





RANGE IMPROVEMENTS, BUREAU OF LAND MANAGEMENT									
FUND RESOURCES:									
UNDISBURSED FUNDS	NO YEAR 14	5132	3,117,979.34	9,171,658.89		8,339,834.73		3,945,843.50	
ACCOUNTS RECEIVABLE							-17,409.04	17,409.04	
FUND EQUITIES:									
UNOBLIGATED BALANCE			-300,851.04				-293,973.85	-6,877.19	
ACCOUNTS PAYABLE			-1,410,205.97				-105,880.53	-1,304,325.44	
UNDELIVERED ORDERS			-1,406,922.33				1,249,127.58	-2,656,049.91	
			-0-	9,171,658.89		8,339,834.73	831,864.16	-0-	
SUBTOTAL 14 5132									
RECREATION DEVELOPMENT AND OPERATION OF RECREATION FACILITIES, BUREAU OF LAND MANAGEMENT									
FUND RESOURCES:									
UNDISBURSED FUNDS	NO YEAR 14	5011	277,946.90	300,000.00		381,041.78		196,905.12	
FUND EQUITIES:									
UNOBLIGATED BALANCE			-158,200.00				-251.43	-157,548.57	
ACCOUNTS PAYABLE			-49,152.15				-38,020.53	-11,131.62	
UNDELIVERED ORDERS			-70,594.75				-42,709.82	-27,824.93	
			-0-	300,000.00		381,041.78	-81,041.78	-0-	
SUBTOTAL 14 5011									
SERVICE CHARGES, DEPOSITS, AND FOREITURES, BUREAU OF LAND MANAGEMENT									
FUND RESOURCES:									
UNDISBURSED FUNDS	NO YEAR 14	5017	148,990.47	7,704,118.75		7,954,840.12		8/ 101,730.90	
ACCOUNTS RECEIVABLE							-2,270,933.61	2,270,933.61	
FUND EQUITIES:									
UNOBLIGATED BALANCE			-148,990.47				1,083,688.10	-1,232,678.57	
ACCOUNTS PAYABLE							165,099.52	-165,099.52	
UNDELIVERED ORDERS							771,424.62	-771,424.62	
			-0-	7,704,118.75		7,954,840.12	-250,721.37	-0-	
SUBTOTAL 14 5017									
EXPENSES, ROAD MAINTENANCE DEPOSITS, BUREAU OF LAND MANAGEMENT									
FUND RESOURCES:									
UNDISBURSED FUNDS	NO YEAR 14	5018	1,276,638.11	2,482,013.86		2,793,206.36		965,445.61	
TRANSFER TO:									
TRANSPORTATION, FEDERAL HIGHWAY ADMINISTRATION	NO YEAR 69 14	5018 5	21,156.07			12,397.36		8,758.71	
ACCOUNTS RECEIVABLE			15,210.73				15,210.73		
FUND EQUITIES:									
UNOBLIGATED BALANCE			-1,313,004.91				-340,815.72	-972,189.19	
ACCOUNTS PAYABLE							833.38	-833.38	
UNDELIVERED ORDERS							1,181.75	-1,181.75	
			-0-	2,482,013.86		2,805,603.72	-323,589.86	-0-	
SUBTOTAL 14 5018									
EXPENSES, PUBLIC LAND ADMINISTRATION ACT, BUREAU OF LAND MANAGEMENT									
FUND RESOURCES:									
UNDISBURSED FUNDS	NO YEAR 14	5030	481,697.00			101,697.00		380,000.00	
FUND EQUITIES:									
UNOBLIGATED BALANCE			-69,187.60				-69,187.60		
ACCOUNTS PAYABLE			-22,730.77				-22,730.77		
UNDELIVERED ORDERS			-389,778.63				-9,778.63	-380,000.00	
			-0-			101,697.00	-101,697.00	-0-	
SUBTOTAL 14 5030									
LEASING OF GRAZING LANDS, BUREAU OF LAND MANAGEMENT									
FUND RESOURCES:									
UNDISBURSED FUNDS	NO YEAR 14	5135	1,618.07	389.31		937.71		1,069.67	
FUND EQUITIES:									
UNOBLIGATED BALANCE			-1,618.07				-548.40	-1,069.67	
			-0-	389.31		937.71	-548.40	-0-	
SUBTOTAL 14 5135									
PAYMENTS TO STATES FROM RECEIPTS UNDER MINERAL LEASING ACT									
FUND RESOURCES:									
UNDISBURSED FUNDS	NO YEAR 14	5003	364.87	175,134,247.19		175,133,143.07		1,468.99	
FUND EQUITIES:									
ACCOUNTS PAYABLE			-364.87				1,104.12	-1,468.99	
			-0-	175,134,247.19		175,133,143.07	1,104.12	-0-	
SUBTOTAL 14 5003									
PAYMENTS TO STATES FROM GRAZING RECEIPTS, ETC., PUBLIC LANDS OUTSIDE GRAZING DISTRICTS, BUREAU OF LAND MANAGEMENT									
FUND RESOURCES:									
UNDISBURSED FUNDS	NO YEAR 14	5016	859,869.47	1,158,695.24		1,249,908.29		768,656.42	
FUND EQUITIES:									
ACCOUNTS PAYABLE			-859,869.47				-91,213.05	-768,656.42	
			-0-	1,158,695.24		1,249,908.29	-91,213.05	-0-	
SUBTOTAL 14 5016									

FOOTNOTES AT END OF CHAPTER

Appropriations, Outlays, and Balances - Continued

Appropriation or Fund Account Title	Period of availability	Account symbol			Balances beginning of fiscal year	Appropriations and other obligatory authority 1/	Transfers, borrowings, and investments (net) 2/	Outlays (net)	Balances withdrawn and other transactions 3/	Balances end of fiscal year 4/
		Dept. Reg. Tr. From	Account No.	Sub. No.						
LAND AND WATER RESOURCES-CONTINUED										
BUREAU OF LAND MANAGEMENT-CONTINUED										
SPECIAL FUND ACCOUNTS-CONTINUED										
PAYMENTS TO STATES FROM GRAZING RECEIPTS, ETC., PUBLIC LANDS WITHIN GRAZING DISTRICTS, BUREAU OF LAND MANAGEMENT										
FUND RESOURCES:										
UNDISBURSED FUNDS	NO YEAR 14		5032		\$529,907.60	\$2,066,515.20	-----	\$1,782,065.51	-----	\$814,357.29
FUND EQUITIES:										
ACCOUNTS PAYABLE					-529,907.60	-----	-----	\$284,449.69	-----	-814,357.29
					-0-	-----	-----	284,449.69	-----	-0-
	SUBTOTAL 14		5032			2,066,515.20		1,782,065.51		
PAYMENTS TO STATES, (PROCEEDS OF SALES), BUREAU OF LAND MANAGEMENT										
FUND RESOURCES:										
UNDISBURSED FUNDS	NO YEAR 14		5133		196,595.83	547,357.13	-----	550,500.98	-----	193,451.98
FUND EQUITIES:										
ACCOUNTS PAYABLE					-196,595.83	-----	-----	-3,143.85	-----	-193,451.98
					-0-	-----	-----	-3,143.85	-----	-0-
	SUBTOTAL 14		5133			547,357.13		550,500.98		
PAYMENTS TO STATES FROM GRAZING RECEIPTS, ETC., PUBLIC LANDS WITHIN GRAZING DISTRICTS, MISCELLANEOUS, BUREAU OF LAND MANAGEMENT										
FUND RESOURCES:										
UNDISBURSED FUNDS	NO YEAR 14		5044		1,974.48	5,261.92	-----	4,891.36	-----	2,345.04
FUND EQUITIES:										
ACCOUNTS PAYABLE					-1,974.48	-----	-----	370.50	-----	-2,345.04
					-0-	-----	-----	370.56	-----	-0-
	SUBTOTAL 14		5044			5,261.92		4,891.36		
PAYMENTS TO COUNTIES, OREGON AND CALIFORNIA GRANT LANDS (PERMANENT APPROPRIATION)										
FUND RESOURCES:										
UNDISBURSED FUNDS	NO YEAR 14		5884		-----	106,045,423.96	-----	106,045,423.96	-----	-----
PAYMENTS TO COUNTIES, NATIONAL GRASSLANDS, BUREAU OF LAND MANAGEMENT										
FUND RESOURCES:										
UNDISBURSED FUNDS	NO YEAR 14		5896 11		84,818.51	439,911.82	-----	405,427.47	-----	119,302.86
FUND EQUITIES:										
ACCOUNTS PAYABLE					-84,818.51	-----	-----	34,484.35	-----	-119,302.86
					-0-	-----	-----	34,464.35	-----	-0-
	SUBTOTAL 14		5896			439,911.82		405,427.47		
PAYMENTS TO COOS AND DOUGLAS COUNTIES, OREGON, FROM RECEIPTS, COOS BAY WAGON ROAD GRANT LANDS										
FUND RESOURCES:										
UNDISBURSED FUNDS	NO YEAR 14		5898		60,545.90	1,927,073.29	-----	1,856,080.53	-----	131,538.66
FUND EQUITIES:										
UNOBLIGATED BALANCE					-60,545.90	-----	-----	70,992.76	-----	-121,538.66
					-0-	-----	-----	70,992.76	-----	-0-
	SUBTOTAL 14		5898			1,927,073.29		1,856,080.53		
INTRAGOVERNMENTAL FUNDS										
WORKING CAPITAL FUND, BUREAU OF LAND MANAGEMENT										
FUND RESOURCES:										
UNDISBURSED FUNDS	NO YEAR 14		4525		-----	2,000,000.00	-----	-674,562.88	-----	2,674,562.88
ACCOUNTS RECEIVABLE					-----	-----	-----	-333,861.03	-----	333,861.03
FUND EQUITIES:										
UNOBLIGATED BALANCE					-----	-----	-----	377,172.74	-----	-377,172.74
ACCOUNTS PAYABLE					-----	-----	-----	2,158,300.44	-----	-2,158,300.44
UNDELIVERED ORDERS					-----	-----	-----	472,970.73	-----	-472,970.73
					-0-	-----	-----	2,674,562.88	-----	-0-
	SUBTOTAL 14		4525			2,000,000.00		-674,562.88		
TRUST FUND ACCOUNTS										
LAND AND RESOURCES MANAGEMENT TRUST FUND, BUREAU OF LAND MANAGEMENT										
FUND RESOURCES:										
UNDISBURSED FUNDS	NO YEAR 14		8069		1,030,635.58	813,685.75	-----	755,600.50	-----	1,088,720.87
FUND EQUITIES:										
UNOBLIGATED BALANCE					-900,070.13	-----	-----	51,300.43	-----	-991,430.56
ACCOUNTS PAYABLE					-62,722.51	-----	-----	-40,728.78	-----	-21,953.73
UNDELIVERED ORDERS					-67,842.94	-----	-----	7,453.64	-----	-75,256.58
					-0-	-----	-----	58,085.29	-----	-0-
	SUBTOTAL 14		8069			813,685.75		755,600.50		

TRUSTEE FUNDS, ALASKA TOWNSITES, BUREAU OF LAND MANAGEMENT									
NO YEAR 14	8565			27,640.00		104,864.51		10,16,336.86	95,025.35
SUBTOTAL 14	8565			7,640.00		-104,864.51		-9,877.18	-55,025.35
TOTAL, BUREAU OF LAND MANAGEMENT									
				778,610,900.34		-376,000,000.00		12,746,869.82	
BUREAU OF RECLAMATION									
GENERAL FUND ACCOUNTS									
GENERAL INVESTIGATIONS, BUREAU OF RECLAMATION									
FUND RESOURCES:									
UNDISBURSED FUNDS									
TRANSFER TO:									
UNITED STATES FISH AND WILDLIFE SERVICE									
NO YEAR 14	0660			25,106,000.00		7,707,606.53		25,476,337.00	7,707,606.53
NO YEAR 14	0660	16				156,914.87		48,773.81	4,224.46
ACCOUNTS RECEIVABLE									
FUND EQUITIES:									
UNOBLIGATED BALANCE									
ACCOUNTS PAYABLE									
UNDELIVERED ORDERS									
SUBTOTAL 14	0660			25,106,000.00		-2,984,790.72		-487,069.50	-2,497,725.31
NO YEAR 14	0667			27,753,000.00		23,140,673.46		43,369.97	30,070,146.45
NO YEAR 14	0667					1,423,455.39		-43,369.97	1,859,825.56
ACCOUNTS RECEIVABLE									
FUND EQUITIES:									
UNOBLIGATED BALANCE									
ACCOUNTS PAYABLE									
UNDELIVERED ORDERS									
SUBTOTAL 14	0667			27,753,000.00		-20,545,581.25		6,929,512.99	-13,616,068.26
CONSTRUCTION OF RECREATIONAL AND FISH AND WILDLIFE FACILITIES, BUREAU OF RECLAMATION									
FUND RESOURCES:									
UNDISBURSED FUNDS									
TRANSFER TO:									
NATIONAL PARK SERVICE									
NO YEAR 14	0682			4,015,000.00		1,433,855.93		4,750,251.20	1,565,347.83
NO YEAR 14	0682	10				1,000.00		1,000.00	
ACCOUNTS RECEIVABLE									
FUND EQUITIES:									
UNOBLIGATED BALANCE									
ACCOUNTS PAYABLE									
UNDELIVERED ORDERS									
SUBTOTAL 14	0682			4,015,000.00		-590,882.43		13,140.80	-624,741.63
NO YEAR 14	0683					58,261,457.57		42,219,020.00	58,452,000.00
NO YEAR 14	0683	16				3,219,417.89		25,706.81	3,245,124.70
NO YEAR 14	0683	20				24,226,553.51		8,120,400.14	24,106,953.65
DROUGHT EMERGENCY ASSISTANCE, BUREAU OF RECLAMATION									
FUND RESOURCES:									
UNDISBURSED FUNDS									
TRANSFER TO:									
U.S. FISH AND WILDLIFE SERVICE									
INDIANS AFFAIRS									
AGRICULTURE, FARMERS HOME ADMINISTRATION									
1977 12 14	0683	20				7,758,740.00		40,984.00	10,764.50
ACCOUNTS RECEIVABLE									
FUND EQUITIES:									
UNOBLIGATED BALANCE									
ACCOUNTS PAYABLE									
UNDELIVERED ORDERS									
SUBTOTAL 14	0683			22,675,000.00		-41,235,625.90		-47,235,625.90	-4,560,625.90
NO YEAR 14	0663					6,652,769.84		810,000.22	5,842,769.62
NO YEAR 14	0663	6				78,388.07		2,628.70	78,015.37
COLUMBIAN RIVER BASIN SALINITY CONTROL PROJECTS, BUREAU OF RECLAMATION									
FUND RESOURCES:									
UNDISBURSED FUNDS									
TRANSFER TO:									
STATE									
NO YEAR 14	0663					23,737,533.73		15,972,240.38	26,435,281.25
NO YEAR 14	0663					5,652,769.84			5,652,769.84
NO YEAR 14	0663					78,388.07			78,388.07
ACCOUNTS RECEIVABLE									
FUND EQUITIES:									
UNOBLIGATED BALANCE									
ACCOUNTS PAYABLE									
UNDELIVERED ORDERS									
SUBTOTAL 14	0663			22,675,000.00		-8,997,353.30		1,952,875.50	-6,044,477.80
NO YEAR 14	0663					-20,676,777.73		7,521,237.38	-13,155,540.35
NO YEAR 14	0663					-839,045.71		1,310,607.09	-528,438.62
NO YEAR 14	0663					-8,997,353.30		-8,997,353.30	-8,997,353.30
FOOTNOTES AT END OF CHAPTER									

Appropriations, Outlays, and Balances - Continued.

Appropriation or Fund Account Title	Period of availability	Account symbol			Balances beginning of fiscal year	Appropriations and other obligatory authority	Transfers, borrowings, and investments (net)	Outlays (net)	Balances withdrawn and other transactions	Balances end of fiscal year
		Dept.	Account No.	Sub. No.						
<b>LAND AND WATER RESOURCES--CONTINUED</b>										
<b>BUREAU OF RECLAMATION--CONTINUED</b>										
<b>GENERAL FUND ACCOUNTS--CONTINUED</b>										
OPERATION AND MAINTENANCE, BUREAU OF RECLAMATION FUND RESOURCES: UNDISBURSED FUNDS	NO YEAR 14	0664			\$2,642,000.00	-2,642,000.00				
	1978				19,073,000.00	-19,073,000.00				
	1977				112,724.00	-112,724.00		\$112,724.00		
	1976				146,735.37	-146,735.37		146,735.37		
	1976				17,381.78	-17,381.78		17,381.78		
PRIOR YEARS								278,841.15		
SUBTOTAL 14		0664			21,915,000.00	-21,915,000.00				-0-
<b>CONSTRUCTION AND REHABILITATION, BUREAU OF RECLAMATION FUND RESOURCES: UNDISBURSED FUNDS</b>										
	NO YEAR 14	0661			121,735,000.00	-121,735,000.00				
<b>SPECIAL FUND ACCOUNTS</b>										
<b>EMERGENCY FUND, BUREAU OF RECLAMATION FUND RESOURCES:</b>										
UNDISBURSED FUNDS	NO YEAR 14	5043			\$22,998,771.95	-22,998,771.95	\$14,861,647.91	1,038,390.08		\$7,937,124.04
ACCOUNTS RECEIVABLE					1,475,4534.44	-1,475,4534.44				437,144.36
FUND EQUITIES:										
UNOBLIGATED BALANCE					-8,811,936.31	-8,811,936.31		-1,668,014.41		-7,143,921.90
ACCOUNTS PAYABLE					-1,364,757.64	-1,364,757.64		-1,353,249.02		-11,508.62
UNDELIVERED ORDERS					-14,297,612.44	-14,297,612.44		-13,078,774.56		-1,218,837.88
					-0-	-0-	14,861,647.91	-15,061,647.91		-0-
SUBTOTAL 14		5043			324,493,174.44	-324,493,174.44	323,730,271.58			356,545,250.08
<b>CONSTRUCTION AND REHABILITATION, RECLAMATION FUND RESOURCES:</b>										
UNDISBURSED FUNDS	NO YEAR 14	5061								
TRANSFER TO:										
HERITAGE CONSERVATION AND RECREATION SERVICE	NO YEAR 14	5061	7		15,838.63	-15,838.63				15,838.63
NATIONAL PARK SERVICE	NO YEAR 14	5061	10		2,946,115.53	-2,946,115.53	5,163.81			5,558,074.25
ACCOUNTS RECEIVABLE										
FUND EQUITIES:										
UNOBLIGATED BALANCE					-22,279,959.04	-22,279,959.04		33,357,046.12		-255,637,005.16
ACCOUNTS PAYABLE					-51,885,527.38	-51,885,527.38		-8,499,981.07		-43,388,546.51
UNDELIVERED ORDERS					-53,295,618.27	-53,295,618.27		9,802,033.22		-63,097,651.49
					-0-	-0-	323,735,435.39	32,050,139.55		-0-
SUBTOTAL 14		5061			236,990,000.00	-236,990,000.00	118,796,387.22			118,796,387.22
<b>OPERATION AND MAINTENANCE, RECLAMATION FUND RESOURCES:</b>										
UNDISBURSED FUNDS	NO YEAR 14	5064								
TRANSFER TO:										
HERITAGE CONSERVATION AND RECREATION SERVICE	NO YEAR 14	5064			2,642,000.00	-2,642,000.00				4,100,565.75
NATIONAL PARK SERVICE	NO YEAR 14	5064			59,318,000.00	-59,318,000.00				14,050,571.32
ACCOUNTS RECEIVABLE										
FUND EQUITIES:										
UNOBLIGATED BALANCE					18,089,130.03	-18,089,130.03		2,837,108.83		1,497,247.06
ACCOUNTS PAYABLE					1,136,240.78	-1,136,240.78		14,963.82		
UNDELIVERED ORDERS					22,591.00	-22,591.00		-15,920.11		111,050.41
					1,134,224.35	-1,134,224.35		-64,119.39		1,775,339.74
PRIOR YEARS										
ACCOUNTS RECEIVABLE										
FUND EQUITIES:										
UNOBLIGATED BALANCE					-4,962,298.07	-4,962,298.07		90,054.72		13/ 5,052,352.79
ACCOUNTS PAYABLE					-7,458,033.90	-7,458,033.90		705,324.23		-8,163,358.13
UNDELIVERED ORDERS					-9,523,596.89	-9,523,596.89		-1,204,033.53		-8,319,563.36
					-0-	-0-	79,265,836.28	1,786,322.57		-0-
SUBTOTAL 14		5064			59,416,000.00	-59,416,000.00	24,805,270.83			39,729.17
<b>GENERAL ADMINISTRATIVE EXPENSES, RECLAMATION FUND RESOURCES:</b>										
UNDISBURSED FUNDS	NO YEAR 14	5065								
	1978									
	1977				173,391.27	-173,391.27		27,145.57		40,241.78
	1976				9,026.97	-9,026.97		5,488.94		
	1976				246.20	-246.20		266.20		
PRIOR YEARS					167,247.47	-167,247.47		-403,915.71		571,163.18
ACCOUNTS RECEIVABLE										
FUND EQUITIES:										
UNOBLIGATED BALANCE					-32,880.71	-32,880.71		116,013.16		146,653.87
ACCOUNTS PAYABLE					-185,638.23	-185,638.23		291,658.17		-291,658.17
UNDELIVERED ORDERS					-131,392.97	-131,392.97		61,189.06		-212,582.03
					-0-	-0-	24,912,812.84	-67,812.84		-0-
SUBTOTAL 14		5065			24,845,000.00	-24,845,000.00				14/ 146,653.87

REPLACEMENT OF PROJECT WORKS, NORTH PLATTE PROJECT (GERING AND FORT LARAMIE, GOSHEN, AND PATHFINDER IRRIGATION DISTRICTS), BUREAU OF RECLAMATION FUND RESOURCES:									
UNDISBURSED FUNDS	NO YEAR 14	5058	105,171.03	20,895.33	-----	18,390.60	-----	107,669.76	
FUND EQUITIES:									
UNOBLIGATED BALANCE			-105,171.03	-----	-----	-----	-----	-107,669.76	
	SUBTOTAL 14	5058	-0-	20,895.33	-----	18,390.60	-----	2,498.73	-107,669.76
PAYMENTS TO FARMERS' IRRIGATION DISTRICT (NORTH PLATTE PROJECT, NEB.-WYO.), BUREAU OF RECLAMATION FUND RESOURCES:									
UNDISBURSED FUNDS	NO YEAR 14	5059	-----	8,000.00	-----	8,000.00	-----	-----	-----
REFUNDS AND RETURNS, RECLAMATION FUND FUND RESOURCES:									
UNDISBURSED FUNDS	NO YEAR 14	5067	6,193.95	350,000.00	-----	246,264.40	-----	109,929.55	
FUND EQUITIES:									
UNOBLIGATED BALANCE			-6,193.95	-----	-----	-----	-----	103,735.60	-109,929.55
	SUBTOTAL 14	5067	-0-	350,000.00	-----	246,264.40	-----	103,735.60	-0-
COLORADO RIVER DAM FUND, BOULDER CANYON PROJECT FUND RESOURCES:									
UNDISBURSED FUNDS	NO YEAR 14	5656	-----	2,183,595.40	-----	2,300,000.00	-----	8/116,404.60	
ACCOUNTS RECEIVABLE			-----	-----	-----	-----	-----	-116,404.60	116,404.60
	SUBTOTAL 14	5656	-0-	2,183,595.40	-----	2,300,000.00	-----	-116,404.60	-0-
PAYMENTS TO LOCAL UNITS, KLAMATH RECLAMATION AREA FUND RESOURCES:									
UNDISBURSED FUNDS	NO YEAR 14	5103	-----	177,366.95	-----	177,366.95	-----	-----	-----
PUBLIC ENTERPRISE FUNDS									
LOWER COLORADO RIVER BASIN DEVELOPMENT FUND FUND RESOURCES:									
UNDISBURSED FUNDS	NO YEAR 14	4079	51,344,905.83	78,145,000.00	-----	82,850,200.20	-----	15/10,436,134.38	36,703,508.19
UNFUNDED CONTRACT AUTHORITY	NO YEAR 14	4079	2,109,000.00	-----	-----	-----	-----	2,109,000.00	2,109,000.00
ACCOUNTS RECEIVABLE			7,014,387.28	-----	-----	-----	-----	4,254,419.08	2,759,968.20
FUND EQUITIES:									
UNOBLIGATED BALANCE			-9,410,428.06	-----	-----	-----	-----	-2,071,052.37	-7,338,735.69
ACCOUNTS PAYABLE			-4,017,068.18	-----	-----	-----	-----	-3,393,250.85	-623,837.33
UNDELIVERED ORDERS			-47,540,796.87	-----	-----	-----	-----	-13,920,893.50	-33,609,563.37
	SUBTOTAL 14	4079	-0-	78,145,000.00	-----	82,850,200.20	-----	-4,705,263.26	-0-
UPPER COLORADO RIVER BASIN FUND FUND RESOURCES:									
UNDISBURSED FUNDS	NO YEAR 14	4081	21,222,900.93	63,253,000.00	-53,544.08	45,493,442.27	15/295,439.87	38,633,074.71	
ACCOUNTS RECEIVABLE			6,133,415.01	-----	-----	-----	-1,166,113.81	7,319,528.82	
FUND EQUITIES:									
UNOBLIGATED BALANCE			-7,430,495.87	-----	-----	-----	-----	14,899,534.53	-22,330,030.40
ACCOUNTS PAYABLE			-11,309,044.59	-----	-----	-----	-----	-2,943,548.16	-8,365,440.41
UNDELIVERED ORDERS			-8,616,775.48	-----	-----	-----	-----	0,640,351.24	-15,257,120.72
	SUBTOTAL 14	4081	-0-	63,253,000.00	-53,544.08	45,493,442.27	-----	17,705,613.65	-0-
INTRAGOVERNMENTAL FUNDS									
CONSOLIDATED WORKING FUND, INTERIOR, RECLAMATION FUND RESOURCES:									
UNDISBURSED FUNDS	NO YEAR 14	3906	1,755,636.34	-----	-----	-12,034,640.45	-----	13,790,276.79	
	1978		-----	-----	-----	-9,846,757.02	-----	9,848,757.02	
	1977		129,971.87	-----	-----	129,071.87	-----	900.00	
	1976		129,730.23	-----	-----	-----	-----	-----	
	PRIOR YEARS		-----	-----	-----	-3,274.86	-----	3,274.86	
ACCOUNTS RECEIVABLE			303,218.87	-----	-----	-----	-----	-----	
FUND EQUITIES:									
UNOBLIGATED BALANCE			-1,807,716.88	-----	-----	-----	-----	-859,622.85	1,162,841.76
ACCOUNTS PAYABLE			-318,910.29	-----	-----	-----	-----	7,760,017.24	16/5,573,734.12
UNDELIVERED ORDERS			-191,930.14	-----	-----	-----	-----	6,137,753.42	-6,456,663.71
	SUBTOTAL 14	3906	-0-	-----	-----	-21,627,870.23	-----	8,583,722.46	-8,775,652.60
								21,627,870.23	-0-

Appropriations, Outlays, and Balances - Continued

Appropriation or Fund Account Title	Period of availability	Account symbol		Balances beginning of fiscal year	Appropriations and other obligatory authority 1/	Transfers, borrowings, and investments (net) 2/	Outlays (net)	Balances withdrawn and other transactions 3/	Balances end of fiscal year 4/
		Dept. Reg.	Account No.						
<b>LAND AND WATER RESOURCES-CONTINUED</b>									
<b>BUREAU OF RECLAMATION-CONTINUED</b>									
<b>TRUST FUND ACCOUNTS</b>									
RECLAMATION TRUST FUNDS									
UNDISBURSED FUNDS									
ACCOUNTS RECEIVABLE	NU YEAR 14	8070		\$2,800,322.11	\$4,936,026.65	-\$1,123,381.36	\$4,452,017.88	-\$22,244.24	\$2,100,949.56
FUND EQUITIES:				33,775.90					11,031.66
UNOBLIGATED BALANCE				-1,740,995.98				-1,034,322.55	-758,673.43
ACCOUNTS PAYABLE				-633,193.75				-177,987.90	-455,205.85
UNDELIVERED ORDERS				-409,608.28				548,693.66	-958,161.94
				-0-	4,936,026.65	-1,123,381.36	4,452,017.88	-639,372.55	-0-
<b>TOTAL, BUREAU OF RECLAMATION</b>					693,523,884.37	-3,441,750.50	668,594,855.28	21,487,294.59	
<b>OFFICE OF WATER RESEARCH AND TECHNOLOGY</b>									
<b>GENERAL FUND ACCOUNTS</b>									
SALARIES AND EXPENSES, OFFICE OF WATER RESEARCH AND TECHNOLOGY, INTERIOR									
FUND RESOURCES:									
UNDISBURSED FUNDS									
ACCOUNTS RECEIVABLE	NU YEAR 14	0115		7,476,397.62					5,380,536.31
FUND EQUITIES:					7,575,000.00				6,722,479.43
UNOBLIGATED BALANCE				2,683,961.73	17,332,000.00			3,842.72	7,229,011.80
ACCOUNTS PAYABLE				4,100,743.13				41,361.79	1,068,906.99
UNDELIVERED ORDERS				377,205.21		-2,117,194.39		-31,330.44	-0-
				3,220.00		2,117,194.39		13,764.79	4,231,336.00
<b>TOTAL, OFFICE OF WATER RESEARCH AND TECHNOLOGY</b>								-104,958.92	108,178.92
<b>INTRAGOVERNMENTAL FUNDS</b>									
CONSOLIDATED WORKING FUND, INTERIOR, OFFICE OF SALINE WATER									
FUND RESOURCES:									
UNDISBURSED FUNDS									
ACCOUNTS RECEIVABLE	NU YEAR 14	3930		37,503.83					2,491.16
FUND EQUITIES:				117,320.59				-2,381.24	119,701.83
UNOBLIGATED BALANCE				-1,06,304.21				-8,169.26	-98,634.95
ACCOUNTS PAYABLE				-22,616.23				630.79	-23,247.00
UNDELIVERED ORDERS				-75,404.00				-25,092.96	-311.04
				-0-				-35,012.67	-0-
<b>TOTAL, OFFICE OF WATER RESEARCH AND TECHNOLOGY</b>					25,307,000.00		17,620,417.97	7,688,560.03	
<b>TOTAL, LAND AND WATER RESOURCES</b>					1,497,441,784.71	-29,441,750.50	1,426,079,269.77	41,920,744.44	

FISH AND WILDLIFE AND PARKS

HERITAGE CONSERVATION AND RECREATION SERVICE

GENERAL FUND ACCOUNTS  
SALARIES AND EXPENSES, HERITAGE CONSERVATION AND RECREATION SERVICE FUND RESOURCES:  
UNDISBURSED FUNDS

TRANSFER TO:  
GEOLOGICAL SURVEY  
ACCOUNTS RECEIVABLE  
FUND EQUITIES:  
UNOBLIGATED BALANCE  
ACCOUNTS PAYABLE  
UNDELIVERED ORDERS

PRESERVATION OF HISTORIC PROPERTIES, HERITAGE CONSERVATION AND RECREATION SERVICE FUND RESOURCES:  
UNDISBURSED FUNDS

FUND EQUITIES:  
UNOBLIGATED BALANCE  
ACCOUNTS PAYABLE  
UNDELIVERED ORDERS

SPECIAL FUND ACCOUNTS

LAND AND WATER CONSERVATION, HERITAGE CONSERVATION AND RECREATION SERVICE FUND RESOURCES:  
UNDISBURSED FUNDS

TRANSFER TO:  
NATIONAL PARK SERVICE  
BUREAU OF LAND MANAGEMENT  
UNITED STATES FISH AND WILDLIFE SERVICE  
AGRICULTURE, FOREST SERVICE  
CORPS OF ENGINEERS, CIVIL  
UNFUNDED CONTRACT AUTHORITY  
ACCOUNTS RECEIVABLE  
FUND EQUITIES:  
UNOBLIGATED BALANCE  
ACCOUNTS PAYABLE  
UNDELIVERED ORDERS

HISTORIC PRESERVATION FUND, HERITAGE CONSERVATION AND RECREATION SERVICE FUND RESOURCES:  
UNDISBURSED FUNDS

FUND EQUITIES:  
UNOBLIGATED BALANCE  
ACCOUNTS PAYABLE  
UNDELIVERED ORDERS

1978 14 0700 12,581,352.73  
1977 605,739.30  
1976 123,541.19  
PRIOR YEARS 142,709.28

1978 14 0700 8 7,500.00  
SUBTOTAL 14 0700 12,581,352.73

NO YEAR 14 0740 78,564,845.78  
1978 4,010,454.85  
SUBTOTAL 14 0740 4,010,454.85

NO YEAR 14 5005 466,594,254.37  
NO YEAR 14 5005 121,253,730.06  
NO YEAR 14 5005 1,001,939.31

NO YEAR 14 5005 16 26,202,276.37  
NO YEAR 12 14 5005 54,845,614.28  
NO YEAR 96 14 5005 31,232,578.07  
NO YEAR 14 5005 20,000,000.00  
NO YEAR 14 5005 10,870,195.45

SUBTOTAL 14 5005 -128,413,436.64  
-54,474,467.56  
-549,195,834.26  
-0-

1978-79 14 5140 45,000,000.00  
SUBTOTAL 14 5140 45,000,000.00

6,065,600.66  
324,346.68  
78,000.00  
2,011.00

-7,500.00  
-12,107,155.81  
12,182,458.84  
7,500.00

4,469,286.91  
2,505,582.41

20,049,334.04  
45,863,334.06  
33,637,839.83

632,100,996.69  
11,290,821.31

6,417,704.18  
758.60  
323,156.26  
7,500.00  
711,069.25

86,542.24  
45,433.56  
-61,045.25  
-431,871.58  
650,809.00  
96,555.87  
5,559,630.04  
5,547,460.33

24,115,558.87  
1,476,840.95  
3,842,566.15  
-1,700,657.45  
511,235.63  
27,163,100.85  
25,820,431.31

47,026.54  
1,671,517,687.35  
34,358,050.28  
1,807,811.01

27,457,851.53  
99,188,480.20  
15,928,468.15  
20,000,000.00  
15,715,448.03  
-1,5,226,055.45  
-44,071,080.60  
-110,464,511.70

23,701,140.69  
5,079,204.65  
-245,880.64  
-2,555,554.39  
-36,213,478.20  
-0-



Appropriations, Outlays, and Balances - Continued

Appropriation or Fund Account		Account symbol				Balances beginning of fiscal year	Appropriations and other obligatory authority 1/	Transfers, borrowings, and investments (net) 2/	Outlays (net)	Balances withdrawn and other transactions 3/	Balances end of fiscal year 4/
Title	Period of availability	Dept. Reg.	Tr. From	Account No.	Sub. No.						
FISH AND WILDLIFE AND PARKS-CONTINUED											
HERITAGE CONSERVATION AND RECREATION SERVICE-CONTINUED											
INTRAGOVERNMENTAL FUNDS											
CONSOLIDATED WORKING FUND, INTERIOR											
OUTDOOR RECREATION											
FUND RESOURCES:											
UNDISBURSED FUNDS	NO YEAR 14			3907		\$95,270.81			\$33,260.59		\$62,010.22
	1978								-30,028.90		30,028.90
	1977					73,755.67			44,520.75		29,234.92
	1976					6,181.47					
	PRIOR YEARS					23,855.66		-6,181.47			30,037.13
						3,947.85		6,181.47		-43.50	3,991.35
ACCOUNTS RECEIVABLE											
FUND EQUITIES:											
UNOBLIGATED BALANCE						-67,389.51				-22,191.68	-45,197.83
ACCOUNTS PAYABLE						-94,970.96				-8,648.21	-86,322.75
UNDELIVERED ORDERS						-40,650.99				-16,869.05	-23,781.94
	SUBTOTAL 14			3907		-0-			47,752.44	-47,752.44	-0-
TRUST FUND ACCOUNTS											
DONATIONS, HERITAGE CONSERVATION AND RECREATION SERVICE											
FUND RESOURCES:											
UNDISBURSED FUNDS	NO YEAR 14			8058		2,167.28	\$4,916.07	70,498.39	36,247.77		41,333.97
ACCOUNTS RECEIVABLE										-4.52	4.52
FUND EQUITIES:											
UNOBLIGATED BALANCE						-2,167.28				169.56	-2,336.84
ACCOUNTS PAYABLE										32,028.44	-32,028.44
UNDELIVERED ORDERS										6,973.21	-6,973.21
	SUBTOTAL 14			8058		-0-	4,916.07	70,498.39	36,247.77	39,166.69	-0-
TOTAL, HERITAGE CONSERVATION AND RECREATION SERVICE . . . . .							896,596,723.65	54,130,647.20	656,967,912.96	294,359,457.89	
UNITED STATES FISH AND WILDLIFE SERVICE											
GENERAL FUND ACCOUNTS											
RESOURCE MANAGEMENT, UNITED STATES FISH AND WILDLIFE SERVICE											
FUND RESOURCES:											
UNDISBURSED FUNDS	NO YEAR 14			1611		2,871,961.11	4,000,000.00		846,896.47		6,025,064.64
	1978						173,082,000.00		140,979,414.60		31,716,746.90
	1977-78					3,934,004.12			1,180,796.94		2,761,165.96
	1977					26,213,659.99			21,260,477.16		4,409,830.64
	1976					3,918,337.67			2,740,001.36		
	PRIOR YEARS					668,794.87		-892,546.77			
						6,058,157.92		892,546.77		214,540.65	1,094,402.43
						2,745,672.16				252,392.56	6,746,133.70
ACCOUNTS RECEIVABLE										-687,975.78	3,207,224.67
UNFILLED CUSTOMER ORDERS										-461,552.51	
FUND EQUITIES:											
UNOBLIGATED BALANCE						-5,321,893.97				-2,015,787.71	-3,306,106.26
ACCOUNTS PAYABLE						-12,414,375.16				3,710,355.03	-16,124,730.19
UNDELIVERED ORDERS						-28,674,318.71				7,755,353.78	-36,469,672.49
	SUBTOTAL 14			1611		-0-	177,082,000.00		167,250,993.16	9,831,006.82	-0-
CONSTRUCTION AND ANADROMOUS FISH, UNITED STATES FISH AND WILDLIFE SERVICE											
FUND RESOURCES:											
UNDISBURSED FUNDS	NO YEAR 14			1612		37,462,597.96	68,660,000.00		33,585,026.83		72,537,971.13
ACCOUNTS RECEIVABLE						32,201.02				9,369.22	22,831.80
FUND EQUITIES:											
UNOBLIGATED BALANCE						-16,138,708.15				17,773,020.27	-33,911,728.42
ACCOUNTS PAYABLE						-1,812,347.18				1,534,256.13	-3,346,605.31
UNDELIVERED ORDERS						-19,544,143.65				15,758,325.55	-35,302,469.20
	SUBTOTAL 14			1612		-0-	68,660,000.00		33,585,026.83	35,074,973.17	-0-

	NO YEAR 14	1614		10,000,000.00	-10,000,000.00				
<b>SPECIAL FUND ACCOUNTS</b>									
<b>MIGRATORY BIRD CONSERVATION ACCOUNT, UNITED STATES FISH AND WILDLIFE SERVICE</b>									
FUND RESOURCES:									
UNDISBURSED FUNDS									
UNDISBURSED FUNDS									
ACCOUNTS RECEIVABLE									
FUND EQUITIES:									
UNOBLIGATED BALANCE									
ACCOUNTS PAYABLE									
UNDELIVERED ORDERS									
NO YEAR 14	5137			11,218,953.27			21,060,379.52		12,577,548.21
SUBTOTAL 14	5137			11,218,953.27			21,060,379.52		12,577,548.21
<b>DEVELOPMENT AND OPERATION OF RECREATION FACILITIES, UNITED STATES FISH AND WILDLIFE SERVICE</b>									
FUND RESOURCES:									
UNDISBURSED FUNDS									
UNDISBURSED FUNDS									
UNOBLIGATED BALANCE									
ACCOUNTS PAYABLE									
UNDELIVERED ORDERS									
NO YEAR 14	5028			150,000.00			39,217.07		110,782.93
SUBTOTAL 14	5028			150,000.00			39,217.07		110,782.93
<b>FEDERAL AID IN WILDLIFE RESTORATION, UNITED STATES FISH AND WILDLIFE SERVICE</b>									
FUND RESOURCES:									
UNDISBURSED FUNDS									
UNDISBURSED FUNDS									
ACCOUNTS RECEIVABLE									
FUND EQUITIES:									
UNOBLIGATED BALANCE									
ACCOUNTS PAYABLE									
UNDELIVERED ORDERS									
NO YEAR 14	5029			67,789,316.00			66,015,454.01		103,655,051.12
SUBTOTAL 14	5029			67,789,316.00			66,015,454.01		103,655,051.12
<b>PROCEEDS FROM SALES, WATER RESOURCE DEVELOPMENT PROJECTS, UNITED STATES FISH AND WILDLIFE SERVICE</b>									
FUND RESOURCES:									
UNDISBURSED FUNDS									
UNDISBURSED FUNDS									
UNOBLIGATED BALANCE									
ACCOUNTS PAYABLE									
UNDELIVERED ORDERS									
NO YEAR 14	5092			192,935.53			70,708.42		290,553.08
SUBTOTAL 14	5092			192,935.53			70,708.42		290,553.08
<b>FEDERAL AID IN FISH RESTORATION AND MANAGEMENT, UNITED STATES FISH AND WILDLIFE SERVICE</b>									
FUND RESOURCES:									
UNDISBURSED FUNDS									
UNDISBURSED FUNDS									
ACCOUNTS RECEIVABLE									
FUND EQUITIES:									
UNOBLIGATED BALANCE									
ACCOUNTS PAYABLE									
UNDELIVERED ORDERS									
NO YEAR 14	5138			26,331,887.00			21,497,910.79		38,816,623.56
SUBTOTAL 14	5138			26,331,887.00			21,497,910.79		38,816,623.56
<b>NATIONAL WILDLIFE REFUGE FUND, UNITED STATES FISH AND WILDLIFE SERVICE</b>									
FUND RESOURCES:									
UNDISBURSED FUNDS									
UNDISBURSED FUNDS									
ACCOUNTS RECEIVABLE									
FUND EQUITIES:									
UNOBLIGATED BALANCE									
ACCOUNTS PAYABLE									
UNDELIVERED ORDERS									
NO YEAR 14	5091			4,087,507.29			5,394,843.87		3,143,661.96
SUBTOTAL 14	5091			4,087,507.29			5,394,843.87		3,143,661.96

Appropriations, Outlays, and Balances - Continued

Appropriation or Fund Account Title	Period of availability		Account symbol		Balances beginning of fiscal year	Appropriations and other obligational authority	Transfers, borrowings, and investments (net)	Outlays (net)	Balances withdrawn and other transactions	Balances end of fiscal year
	Reg.	Tr.	Dept. Account No.	Sub. No.						
FISH AND WILDLIFE AND PARKS-CONTINUED										
UNITED STATES FISH AND WILDLIFE SERVICE-CONTINUED										
INTRAGOVERNMENTAL FUNDS										
CONSOLIDATED WORKING FUND, INTERIOR, UNITED STATES FISH AND WILDLIFE SERVICE FUND RESOURCES:										
UNDISBURSED FUNDS	NO YEAR	14	3916		\$4,917,127.04	-	-	-	-	\$7,083,848.17
	1977				870,579.46	-	-	-	-	920,415.58
	1976				132,925.91	-	-	-	-	137,010.25
	1976				2,074.93	-	-	-	-	4,748.23
PRIOR YEARS					131,745.00	-	-	-	-	164,363.74
ACCOUNTS RECEIVABLE UNFUNDED CUSTOMER ORDERS FUND EQUITIES:					5,384,008.83	-	-	-	-	6,918,355.12
UNOBLIGATED BALANCE					-1,956,690.48	-	-	-	-	-4,135,160.84
ACCOUNTS PAYABLE					-6,003,852.34	-	-	-	-	-8,330,386.01
UNDELIVERED ORDERS					-3,427,318.35	-	-	-	-	-2,783,234.28
SUBTOTAL	NO YEAR	14	3916		-0-	-	-	-	-	-0-
TRUST FUND ACCOUNTS										
CONTRIBUTED FUNDS, UNITED STATES FISH AND WILDLIFE SERVICE										
FUND RESOURCES:										
UNDISBURSED FUNDS	NO YEAR	14	8716		542,777.50	\$2,323,693.31	-	-	-	483,525.49
ACCOUNTS RECEIVABLE					-	-	-	-	-	30.08
FUND EQUITIES:										
UNOBLIGATED BALANCE					-135,504.15	-	-	-	-	-113,944.92
ACCOUNTS PAYABLE					-232,895.09	-	-	-	-	-152,982.30
UNDELIVERED ORDERS					-174,338.76	-	-	-	-	-217,028.35
SUBTOTAL	NO YEAR	14	3216		-0-	2,323,893.31	-	-	-	-0-
TOTAL, UNITED STATES FISH AND WILDLIFE SERVICE						367,831,492.40	-	-	52,227,988.32	-
NATIONAL PARK SERVICE										
GENERAL FUND ACCOUNTS										
OPERATION OF THE NATIONAL PARK SYSTEM, NATIONAL PARK SERVICE FUND RESOURCES:										
UNDISBURSED FUNDS										
1978	NO YEAR	14	1036							
1977					45,706,156.10	340,556,647.27	-	-	-	54,630,211.95
1976					5,574,986.65	-	-	-	-	5,965,549.16
PRIOR YEARS					1,555,269.55	-	-	-	-	2,955,247.28
TRANSFER TO: TRANSPORTATION, FEDERAL HIGHWAY ADMINISTRATION										
1978	NO YEAR	69	14	1036	5	1,110,684.00	-	-	-	743,960.68
1977					208,335.42	-	-	-	-	24,665.01
1976					274.89	-	-	-	-	365.08
PRIOR YEARS					4,051,546.00	-	-	-	-	247.27
ACCOUNTS RECEIVABLE					-	-	-	-	-	8.10
ACCOUNTS PAYABLE					-12,564,336.49	-	-	-	-	-726,036.98
UNDELIVERED ORDERS					-44,532,236.10	-	-	-	-	3,819,092.11
SUBTOTAL	NO YEAR	14	1036		-0-	340,556,647.27	-	-	-	8,381,460.46
CONSTRUCTION, NATIONAL PARK SERVICE PARK SERVICE FUND RESOURCES:										
UNDISBURSED FUNDS										
NO YEAR	NO YEAR	14	1039		51,612,161.15	161,442,000.00	-	-	-	150,978,363.51
NO YEAR	69	14	1039	5	41,545,944.20	-	-	-	-	61,754,653.72
NO YEAR	96	14	1039		68,116.75	-	-	-	-	29,508.92
PRIOR YEARS					13,799,254.92	-	-	-	-	16,963,216.89
TRANSFER TO: TRANSPORTATION, FEDERAL HIGHWAY ADMINISTRATION										
CORP. OF ENGINEERS, CIVIL										
ACCOUNTS RECEIVABLE					-	-	-	-	-	-3,163,961.97
UNOBLIGATED BALANCE					-50,520,011.10	-	-	-	-	45,856,744.93
ACCOUNTS PAYABLE					-6,793,158.59	-	-	-	-	59,166.95
UNDELIVERED ORDERS					-89,712,307.33	-	-	-	-	36,274,534.40
SUBTOTAL	NO YEAR	14	1039		-0-	161,442,000.00	-	-	-	-125,586,841.43

SERVICE									
FUND RESOURCES:									
UNDISBURSED FUNDS	NO YEAR 14	1037	11,253,295.09	30,198,271.00	-6,531,701.29	8,163,426.55	-	-	26,356,438.25
TRANSFER TO:									
INDIAN AFFAIRS	NO YEAR 14	1037 20	69,294.71	-	-68,293.71	-	-	-	-
TRANSPORTATION, FEDERAL									
HIGHWAY ADMINISTRATION	NO YEAR 69 14	1037 5	3,799,589.82	-	7,000,000.00	8,748,520.44	-	2,050,069.38	
UNFUNDED CONTRACT AUTHORITY	NO YEAR 14	1037	30,167,516.79	6/-30,198,271.00	-	-	7,754.21	-	-
ACCOUNTS RECEIVABLE			29,471.15	-	-	-	-35,203.86	-	64,674.99
FUND EQUITIES:									
UNOBLIGATED BALANCE			-17,995,156.81	-	-	-	-4,360,551.02	-	-13,634,605.79
ACCOUNTS PAYABLE			-1,854,492.90	-	-	-	-1,074,990.55	-	-779,502.35
UNDELIVERED ORDERS			-25,497,521.83	-	-	-	-11,440,447.35	-	-14,057,074.48
SUBTOTAL 14		1037	-0-	-	-	16,911,946.99	-16,911,946.99	-	-0-
PRESERVATION OF HISTORIC PROPERTIES,									
NATIONAL PARK SERVICE									
FUND RESOURCES:									
UNDISBURSED FUNDS	NO YEAR 14	1040	36,761,572.85	-	-28,584,845.78	8,170,721.07	-	-	-
	1978		-	1,869,545.15	-	1,869,545.15	-	-	-
ACCOUNTS RECEIVABLE			2,545,687.34	-	-	-	2,545,687.34	-	-
FUND EQUITIES:									
UNOBLIGATED BALANCE			-2,306,547.11	-	-	-	-2,306,997.11	-	-
ACCOUNTS PAYABLE			-275,211.49	-	-	-	-275,111.49	-	-
UNDELIVERED ORDERS			-36,725,152.09	-	-	-	-36,725,152.09	-	-
SUBTOTAL 14		1040	-0-	1,869,545.15	-28,584,845.78	10,046,272.22	-36,761,572.85	-	-0-
JOHN F. KENNEDY CENTER FOR THE PERFORMING									
ARTS, NATIONAL PARK SERVICE									
FUND RESOURCES:									
UNDISBURSED FUNDS	NO YEAR 14	1038	4,396,767.53	-	-	826,751.65	-	3,570,009.88	
	1978		-	3,855,000.00	-	2,910,505.39	8,248.91	936,245.70	
	1977		381,111.83	-	-	200,578.94	71,874.10	108,658.79	
	1976		110,501.36	-	-102,581.97	-	7,919.39	-	-
PRIOK YEARS			-	-	102,581.97	-	-	102,581.97	
ACCOUNTS RECEIVABLE			186,426.98	-	-	-	79,064.38	107,362.60	
FUND EQUITIES:									
UNOBLIGATED BALANCE			-4,262,864.62	-	-	-	-4,148,110.56	-114,754.06	
ACCOUNTS PAYABLE			-257,034.35	-	-	-	-45,419.89	-211,614.46	
UNDELIVERED ORDERS			-554,908.73	-	-	-	3,943,581.69	-4,498,450.42	
SUBTOTAL 14		1038	-0-	3,855,000.00	-	3,937,841.98	-82,841.98	-0-	
SPECIAL FUND ACCOUNTS									
PLANNING, DEVELOPMENT AND OPERATION									
OF RECREATION FACILITIES, NATIONAL									
PARK SERVICE									
FUND RESOURCES:									
UNDISBURSED FUNDS	NO YEAR 14	5006	9,588,133.73	14,468,000.00	-	15,367,963.51	-	8,688,170.22	
ACCOUNTS RECEIVABLE			12,719.32	-	-	-	3,021.71	9,697.61	
FUND EQUITIES:									
UNOBLIGATED BALANCE			-4,015,273.45	-	-	-	544,657.24	-4,609,930.69	
ACCOUNTS PAYABLE			-585,162.96	-	-	-	41,477.13	-626,640.09	
UNDELIVERED ORDERS			-5,000,416.64	-	-	-	-1,539,119.59	-3,461,291.05	
SUBTOTAL 14		5006	-0-	14,468,000.00	-	15,367,963.51	-859,963.51	-0-	
COMMEMORATIVE ACTIVITIES FUND,									
NATIONAL PARK SERVICE, INTERIOR									
FUND RESOURCES:									
UNDISBURSED FUNDS	NO YEAR 14	5077	-	251,778.58	3,280,870.61	1,750,399.66	-	1,782,249.53	
ACCOUNTS RECEIVABLE			-	-	-	-	-843.59	843.59	
FUND EQUITIES:									
UNOBLIGATED BALANCE			-	-	-	-	925,639.41	-925,639.41	
ACCOUNTS PAYABLE			-	-	-	-	13.05	-13.05	
UNDELIVERED ORDERS			-	-	-	-	857,440.66	-857,440.66	
SUBTOTAL 14		5077	-0-	251,778.58	3,280,870.61	1,750,399.66	1,782,249.53	-0-	
COMMEMORATIVE ACTIVITIES FUND,									
NATIONAL PARK SERVICE <sup>18/</sup>									
FUND RESOURCES:									
UNDISBURSED FUNDS	NO YEAR 76	5077	2,124,707.40	-	-3,280,870.61	-1,156,163.21	-	-	
TRANSFER TO:									
HOUSING AND URBAN DEVELOPMENT	NO YEAR 86 14	5077	-	-	34,925.00	16,407.20	-	18,517.80	
HOUSING AND URBAN DEVELOPMENT	NO YEAR 86 76	5077	34,925.00	-	-34,925.00	-	-	-	
ACCOUNTS RECEIVABLE			843.59	-	-	-	843.59	-	
FUND EQUITIES:									
UNOBLIGATED BALANCE			-1,029,884.12	-	-	-	-1,011,366.32	-18,517.80	
ACCOUNTS PAYABLE			-52,209.60	-	-	-	-52,209.60	-	
UNDELIVERED ORDERS			-1,078,382.27	-	-	-	-1,078,382.27	-	
SUBTOTAL 76		5077	-0-	-	-3,280,870.61	-1,139,756.01	-2,141,114.60	-0-	

FOOTNOTES AT END OF CHAPTER

Appropriations, Outlays, and Balances - Continued

Appropriation or Fund Account		Account symbol			Balances beginning of fiscal year	Appropriations and other obligational authority <u>1/</u>	Transfers, borrowings, and investments (net) <u>2/</u>	Outlays (net)	Balances withdrawn and other transactions <u>3/</u>	Balances end of fiscal year <u>4/</u>
Title	Period of availability	Dept. Reg	Account No.	Sub. No.						
FISH AND WILDLIFE AND PARKS-CONTINUED										
NATIONAL PARK SERVICE-CONTINUED										
SPECIAL FUND ACCOUNTS-CONTINUED										
EDUCATIONAL EXPENSES, CHILDREN OF EMPLOYEES, YELLOWSTONE NATIONAL PARK										
FUND RESOURCES:										
UNDISBURSED FUNDS	NO YEAR 14		5663		\$580,522.25	\$410,028.00	-	\$292,779.51	-	\$657,710.74
FUND EQUITIES:										
UNOBLIGATED BALANCE					-570,873.59	-	-	-	-\$24,173.97	-546,699.62
ACCOUNTS PAYABLE					-1,613.79	-	-	-	5,015.80	-6,634.59
UNDELIVERED ORDERS					-8,029.87	-	-	-	136,406.66	-144,436.53
	SUBTOTAL 14		5663		-0-	410,028.00	-	292,779.51	117,248.49	-0-
PAYMENT FOR TAX LOSSES ON LAND ACQUIRED FOR GRAND TETON NATIONAL PARK, NATIONAL PARK SERVICE										
FUND RESOURCES:										
UNDISBURSED FUNDS	NO YEAR 14		5666		79,246.51	22,630.00	-	23,512.68	-	28,363.83
FUND EQUITIES:										
UNOBLIGATED BALANCE					-29,246.51	-	-	-	-942.68	-28,303.83
	SUBTOTAL 14		5666		-0-	22,630.00	-	23,512.68	-942.68	-0-
OPERATION, MANAGEMENT, MAINTENANCE, AND DEMOLITION OF FEDERALLY ACQUIRED PROPERTIES, INDEPENDENCE NATIONAL HISTORICAL PARK, NATIONAL PARK SERVICE										
FUND RESOURCES:										
UNDISBURSED FUNDS	NO YEAR 14		5667		27,469.96	13,836.57	-	9,040.14	-	32,266.79
FUND EQUITIES:										
UNOBLIGATED BALANCE					-11,269.96	-	-	-	10,796.83	-22,066.79
UNDELIVERED ORDERS					-16,200.00	-	-	-	-6,000.00	-10,200.00
	SUBTOTAL 14		5667		-0-	13,836.57	-	9,040.14	4,796.83	-0-
INTRAGOVERNMENTAL FUNDS										
CONSOLIDATED WORKING FUND, INTERIOR, NATIONAL PARK SERVICE										
FUND RESOURCES:										
UNDISBURSED FUNDS	NO YEAR 14		3910		7,590,812.61	-	-	913,590.22	-	1,677,217.39
	1978				-	-	-	-190,260.28	-	150,260.28
	1977				549,229.15	-	-	487,419.24	-	66,749.91
ACCOUNTS RECEIVABLE										
FUND EQUITIES:										
UNOBLIGATED BALANCE					-2,349,008.50	-	-	-	55,090.44	3,356.37
ACCOUNTS PAYABLE					-88,302.69	-	-	-	-1,783,405.03	19/565,603.41
UNDELIVERED ORDERS					-741,177.38	-	-	-	-57,456.24	-30,846.45
	SUBTOTAL 14		3910		-0-	-	-	1,245,811.18	559,959.65	-1,301,137.03
									-1,245,811.18	-0-
TRUST FUND ACCOUNTS										
NATIONAL PARK SERVICE, DONATIONS										
FUND RESOURCES:										
UNDISBURSED FUNDS	NO YEAR 14		8037		1,334,772.13	799,806.38	-370,498.39	942,994.34	-	1,121,085.78
ACCOUNTS RECEIVABLE					53,348.46	-	-	-	52,672.75	675.71
FUND EQUITIES:										
UNOBLIGATED BALANCE					-984,416.46	-	-	-	-106,155.49	-878,260.97
ACCOUNTS PAYABLE					-37,173.53	-	-	-	9,241.52	-40,414.85
UNDELIVERED ORDERS					-366,530.80	-	-	-	-169,445.13	-197,085.67
	SUBTOTAL 14		8037		-0-	799,806.38	-70,498.39	942,994.34	-213,666.35	-0-
ADVANCES FROM DISTRICT OF COLUMBIA, NATIONAL PARK SERVICE										
FUND RESOURCES:										
UNDISBURSED FUNDS	NO YEAR 14		8038		143.10	-	-	143.10	-	-
FUND EQUITIES:										
ACCOUNTS PAYABLE					-143.10	-	-	-	-143.10	-
	SUBTOTAL 14		8038		-0-	-	-	143.10	-143.10	-0-
PRESERVATION, BIRTHPLACE OF ABRAHAM LINCOLN, NATIONAL PARK SERVICE										
FUND RESOURCES:										
UNDISBURSED FUNDS	NO YEAR 14		8052		17,700.21	2,540.00	-	600.44	-	19,148.77
INVESTMENTS IN PUBLIC DEBT SECURITIES					63,500.00	-	-	-	-	63,500.00
FUND EQUITIES:										
UNOBLIGATED BALANCE					-80,709.21	-	-	-	1,939.56	-82,648.77
	SUBTOTAL 14		8052		-0-	2,540.00	-	600.44	1,939.56	-0-



Appropriations, Outlays, and Balances - Continued

Appropriation or Fund Account Title	Period of availability		Account symbol		Balances beginning of fiscal year	Appropriations and other obligation authority 1/	Transfers, borrowings, and investments net 2/	Outlays (net)	Balances withdrawn and other transactions 3/	Balances end of fiscal year 4/
	Reg	From	Dept.	Sub. No.						
ENERGY AND MINERALS--CONTINUED										
GEOLOGICAL SURVEY--CONTINUED										
INTRAGOVERNMENTAL FUNDS										
CONSOLIDATED MCKINLEY FUND, INTERIOR, GEOLOGICAL SURVEY	NU YEAR 14	3908								
FUND RESOURCES:	1978-79				\$5,572,622.40					\$6,649,423.45
UNDISBURSED FUNDS	1978									1,540,689.93
	1977-78				1,314,305.99				\$28,978.89	3,604,127.16
	1977				7,895,769.87		3,607,906.34			426,506.38
ACCOUNTS RECEIVABLE										
FUND EQUITIES:										
ACCOUNTS PAYABLE					-18,460,366.60				9,419,363.85	-7,879,730.45
					-0-				1,685,161.08	-0-
						\$585,443,119.70		501,794,740.44	83,648,329.20	
TOTAL, GEOLOGICAL SURVEY . . . . .										
OFFICE OF SURFACE MINING RECLAMATION AND ENFORCEMENT										
GENERAL FUND ACCOUNTS										
ENFORCEMENT AND RESEARCH, OFFICE OF SURFACE MINING RECLAMATION AND ENFORCEMENT 20/	1978 14	1801								
FUND RESOURCES:	1977				984,354.97					20,749,447.83
UNDISBURSED FUNDS										26,190.88
ACCOUNTS RECEIVABLE										1,321,453.47
FUND EQUITIES:										
ACCOUNTS PAYABLE					-440,818.99				6,655,983.84	
UNDELIVERED ORDERS					-543,535.98				35,015.33	
ABANDONED MINE RECLAMATION, OFFICE OF SURFACE MINING RECLAMATION AND ENFORCEMENT					-0-				-1,321,493.47	
FUND RESOURCES:										
UNDISBURSED FUNDS										
TRANSFER TO: AGRICULTURE, SOIL CONSERVATION SERVICE										
ACCOUNTS RECEIVABLE										
FUND EQUITIES:										
UNOBLIGATED BALANCE										
ACCOUNTS PAYABLE										
UNDELIVERED ORDERS										
TOTAL, OFFICE OF SURFACE MINING RECLAMATION AND ENFORCEMENT . . . . .										
						67,527,000.00		5,411,790.21	62,115,209.79	
MINING ENFORCEMENT AND SAFETY ADMINISTRATION										
GENERAL FUND ACCOUNTS										
SALARIES AND EXPENSES, MINING ENFORCEMENT AND SAFETY ADMINISTRATION	1978 14	1200								
FUND RESOURCES:	1977				12,212,520.74					39,261,766.86
UNDISBURSED FUNDS	1976				363,529.61					8,772,557.87
	1975				134,446.26					182,698.93
										127,304,446.26
										30,638.17
PRIOR YEARS										





Appropriations, Outlays, and Balances - Continued

Appropriation or Fund Account Title	Period of availability	Account symbol		Balances beginning of fiscal year	Appropriations and other obligations authority 2/	Transfers, borrowings, and investments (net) 2/	Outlays (net)	Balances withdrawn and other transactions 3/	Balances end of fiscal year 4/
		Dept. Reg.	Account Tr. No. Sub. No.						
<b>ENERGY AND MINERALS-CONTINUED</b>									
<b>BUREAU OF MINES-CONTINUED</b>									
<b>GENERAL FUND ACCOUNTS-CONTINUED</b>									
DRAINAGE OF ANTHRACITE MINES, BUREAU OF MINES FUND RESOURCES:									
UNDISBURSED FUNDS	NO YEAR 14		0956	\$3,803,966.80	-	-	\$51,220.98	-	\$3,756,745.82
FUND EQUITIES:									
UNOBLIGATED BALANCE				-3,695,966.80	-	-	-	-413,100.00	-3,266,866.80
UNDELIVERED ORDERS				-11,000.00	-	-	-	361,879.02	-41,879.02
				-0-	-	-	51,220.98	-51,220.98	-0-
SUBTOTAL 14 0956									
<b>PUBLIC ENTERPRISE FUNDS</b>									
HELIUM FUND, BUREAU OF MINES FUND RESOURCES:									
UNDISBURSED FUNDS	NO YEAR 14		4053	7,708,546.90	-	-	-57,686.78	15/1,600,000.00	7,262,233.68
UNFUNDED CONTRACT AUTHORITY	NO YEAR 14		4053	29,402,729.00	-	-	-	-	29,402,729.00
AUTHORITY TO BORROW FROM THE TREASURY	NO YEAR 14			3,127,000.00	-	-	-	-	3,127,000.00
ACCOUNTS RECEIVABLE				2,944,718.06	-	-	-	1,821,366.91	1,123,351.15
FUND EQUITIES:									
UNOBLIGATED BALANCE				-11,673,322.26	-	-	-	-2,549,142.60	-5,324,179.66
ACCOUNTS PAYABLE				-30,636,603.20	-	-	-	331,001.50	-30,607,064.17
UNDELIVERED ORDERS				-673,068.50	-	-	-573,686.78	-	-1,004,130.00
				-0-	-	-	-	-	-0-
SUBTOTAL 14 4053									
<b>INTRAGOVERNMENTAL FUNDS</b>									
<b>CONSOLIDATED WORKING FUND, INTERIOR, MINES</b>									
FUND RESOURCES:									
UNDISBURSED FUNDS	NO YEAR 14		3909	1,068,769.04	-	-84,337.57	1,240,659.24	-	1,404,722.23
	1977			-	-	-	-2,917,082.54	332,656.31	1,844,044.23
	1976			372,507.47	-	-31,979.11	306,821.12	-70,603.68	36,510.92
				74,852.81	-	-31,222.76	31,036.87	-3.86	-
				26,472.24	-	31,222.76	10,304.49	-	53,215.41
				600,715.43	-	-	-	-	1,138,543.99
				3,571,289.81	-	-	-	-	2,869,062.11
ACCOUNTS RECEIVABLE				-932,204.56	-	-	-	-669,647.86	-442,556.70
UNFULFILLED CUSTOMER ORDERS				-4,160,244.84	-	-	-	639,217.85	-4,759,462.69
FUND EQUITIES:									
UNOBLIGATED BALANCE				-2,622,156.45	-	-461,366.68	-573,686.82	-	-2,300,259.50
ACCOUNTS PAYABLE				-0-	-	-	-	-	-0-
UNDELIVERED ORDERS				-	-	-	-	-	-
SUBTOTAL 14 3909									
<b>TRUST FUND ACCOUNTS</b>									
<b>CONTRIBUTED FUNDS, BUREAU OF MINES</b>									
FUND RESOURCES:									
UNDISBURSED FUNDS	NO YEAR 14		8287	406,196.88	\$730,538.30	-	721,957.07	-	414,778.11
ACCOUNTS RECEIVABLE				299,645.55	-	-	-	-198,717.35	198,717.35
UNFULFILLED CUSTOMER ORDERS				-27,420.37	-	-	-	-	606,220.10
FUND EQUITIES:									
UNOBLIGATED BALANCE				-406,196.88	-	-	-	103,302.49	-400,722.86
ACCOUNTS PAYABLE				-2,225.18	-	-	-	207,298.58	-613,524.66
UNDELIVERED ORDERS				-0-	-	-	-	203,252.06	-2,059,772.24
				-0-	-	-	121,957.07	-	-0-
SUBTOTAL 14 8287									
TOTAL, BUREAU OF MINES . . . . .									
				138,930,538.30	-66,376,570.96	-	121,412,001.05	-42,852,059.51	-
<b>ALASKA POWER ADMINISTRATION 21/</b>									
<b>BONNEVILLE POWER ADMINISTRATION 21/</b>									
<b>SOUTHEASTERN POWER ADMINISTRATION 21/</b>									
<b>SOUTHWESTERN POWER ADMINISTRATION 21/</b>									
TOTAL, ENERGY AND MINERALS . . . . .									
				831,162,422.86	-65,538,517.00	-	677,106,518.71	86,517,327.15	-

BUREAU OF INDIAN AFFAIRS  
GENERAL FUND ACCOUNTS  
OPERATION OF INDIAN PROGRAMS,  
BUREAU OF INDIAN AFFAIRS  
FUND RESOURCES:  
UNDISBURSED FUNDS

NO YEAR 14	2100	4,455,785.04	5,402,500.00	4,904,900.00	1,447,582.93
1978-79			74,662,000.00	1,620,410.00	1,742,155.34
1978			685,594,000.00	505,494,904.98	1,785,500,647.50
1977-78		12,357,475.70		31,909,320.52	3,458,762.75
1977		102,852,223.31	77,408,150.61	7,901,015.26	3,521,912.59
1976-77		4,627,561.87	-27,408,750.01	2,905,000.00	2,045,449.82
1976		14,420,067.17	-1,853,093.01	8,731,700.98	
1975-76		-2,075.53	1,533,126.81	4,900,000.00	
PKIJK YEARS		2,456,798.70	-28.20	52,900,711.59	2,047,158.21
1975, OCTUBER 1, 1975 14	2100 51	85,711,167.52		4,900,000.00	1,442,580,215.11
ACCOUNTS RECEIVABLE					
FUND EQUITIES:					
UNOBLIGATED BALANCE					
ACCOUNTS PAYABLE					
UNDELIVERED ORDERS					
PAYMENT TO INDIANS, STATES, COUNTIES, ETC., ACT JUNE 11, 1940, BUREAU OF INDIAN AFFAIRS					
NO YEAR 14	2127				52.84
1978					-82.84
1977					-0-
1976-77					
1976					
PKIJK YEARS					
1975, OCTUBER 1, 1975 14	2100 51				142,516,239
GENERAL ADMINISTRATIVE EXPENSES, BUREAU OF INDIAN AFFAIRS					
FUND RESOURCES:		13,552.50		1,754.36	134,162.39
UNDISBURSED FUNDS		119,758.21			115,257.21
ACCOUNTS RECEIVABLE					
FUND EQUITIES:					
ACCOUNTS PAYABLE		-5,667.1			-7,146.20
UNDELIVERED ORDERS		-246,253.40			-246,253.40
RESOURCES MANAGEMENT, BUREAU OF INDIAN AFFAIRS					
FUND RESOURCES:		7,709.05		64,531.51	528,307.14
UNDISBURSED FUNDS		543,378.11			494,563.52
ACCOUNTS RECEIVABLE					
FUND EQUITIES:					
ACCOUNTS PAYABLE		-1,368,856.58			-50,552.53
UNDELIVERED ORDERS		-1,173,575.58			-932,850.13
EDUCATION AND WELFARE SERVICES, BUREAU OF INDIAN AFFAIRS					
FUND RESOURCES:		1,335,632.75		10,440.44	742,967.06
UNDISBURSED FUNDS		1,874,431.92			1,820,417.51
ACCOUNTS RECEIVABLE					
FUND EQUITIES:					
ACCOUNTS PAYABLE		-132,730.04			-107,623.68
UNDELIVERED ORDERS		-3,077,354.63			-2,455,200.89
CONSTRUCTION, BUREAU OF INDIAN AFFAIRS					
FUND RESOURCES:		92,454,036.44	67,144,000.00	73,904,831.57	61,131,765.27
UNDISBURSED FUNDS		5,375,631.73		15,658,550.80	14,121,640.51
TRANSFER TO:					
BUREAU OF RECLAMATION				53,956.01	0,447.39
TRANSPORTATION, FEDERAL HIGHWAY ADMINISTRATION		62,400.00			538.76
HEALTH, EDUCATION, AND WELFARE, HEALTH SERVICES ADMINISTRATION		538.76			186.02
CORPS OF ENGINEERS, CIVIL		7,151,134.22			47,545,619.25
ACCOUNTS RECEIVABLE					
FUND EQUITIES:					
UNOBLIGATED BALANCE		-40,351,031.32		11,330,754.07	-24,161,785.19
ACCOUNTS PAYABLE		-5,402,718.03			-6,645,014.14
UNDELIVERED ORDERS		-59,105,316.32			-64,442,150.17
		-0-		85,658,924.50	-0-
SUBTOTAL 14	2301		67,144,000.00		

FOOTNOTES AT END OF CHAPTER

Appropriations, Outlays, and Balances - Continued

Appropriation or Fund Account		Account symbol			Balances beginning of fiscal year	Appropriations and other obligations authority 1/	Transfers, borrowings, and investments (net) 2/	Outlays (net)	Balances withdrawn and other transactions 3/	Balances end of fiscal year 4/
Title	Period of availability	Dept. Reg.	Account Tr. No. From	Sub. No.						
INDIAN AFFAIRS-CONTINUED										
BUREAU OF INDIAN AFFAIRS-CONTINUED										
GENERAL FUND ACCOUNTS-CONTINUED										
ROAD CONSTRUCTION, BUREAU OF INDIAN AFFAIRS										
FUND RESOURCES:										
UNDISBURSED FUNDS	NO YEAR 14		2364		5422,333,486.65	98,247,000.00	-3,724,000.00	\$70,168,507.50	-	\$46,687,979.15
TRANSFER TO:										
TRANSPORTATION, FEDERAL HIGHWAY ADMINISTRATION	NO YEAR 69 14		2364	5	511,009,094.00	-	3,724,000.00	6,017,352.04	7,471.00	8,715,741.96
UNFUNDED CONTRACT AUTHORITY	NO YEAR 14		2364		22,912,071.00	-22,912,000.00	-	-	314,393.03	1,986,632.07
ACCOUNTS RECEIVABLE					272,301,025.10	-	-	-	-	-
FUND EQUITIES:										
UNOBLIGATED BALANCE					371,786,675.48	-	-	-	4,380,104.27	-6,166,779.75
ACCOUNTS PAYABLE					374,685,602.80	-	-	-	-297,693.94	-4,387,908.86
UNDELIVERED ORDERS					2752,083,398.47	-	-	-	-5,247,733.90	-46,835,664.57
					-0-	75,335,000.00	-	76,185,859.54	-850,859.54	-0-
SUBTOTAL 14 2364										
CLAIMS AND TREATY OBLIGATIONS, BUREAU OF INDIAN AFFAIRS										
FUND RESOURCES:										
UNDISBURSED FUNDS	NO YEAR 14		2623		30,325.15	787,279.94	-	781,066.61	-2,486.67	36,538.48
ACCOUNTS RECEIVABLE					-	-	-	-	-	2,486.67
FUND EQUITIES:										
ACCOUNTS PAYABLE					-18.87	-	-	-	-	-18.87
UNDELIVERED ORDERS					-30,306.28	-	-	-	8,700.00	-39,006.28
					-0-	787,279.94	-	781,066.61	6,213.33	-0-
SUBTOTAL 14 2623										
ALASKA NATIVE FUND, BUREAU OF INDIAN AFFAIRS										
FUND RESOURCES:										
UNDISBURSED FUNDS	1978 14		2626		-	30,000,000.00	-	30,000,000.00	-	-
SPECIAL FUND ACCOUNTS										
INDIAN ARTS AND CRAFTS FUND										
FUND RESOURCES:										
UNDISBURSED FUNDS	NO YEAR 14		5130		9,153.11	905.00	-	-	-	10,058.11
FUND EQUITIES:										
UNOBLIGATED BALANCE					-9,153.11	-	-	-	905.00	-10,058.11
					-0-	905.00	-	905.00	-	-0-
SUBTOTAL 14 5130										
ACQUISITION OF LANDS AND LOANS TO INDIANS IN OKLAHOMA, ACT JUNE 26, 1936										
FUND RESOURCES:										
UNDISBURSED FUNDS	NO YEAR 14		5235		141,508.15	10,001.94	-	146,247.98	-	5,262.11
FUND EQUITIES:										
UNOBLIGATED BALANCE					-141,508.15	-	-	-	-141,508.15	-
ACCOUNTS PAYABLE					-	-	-	-	5,262.11	-5,262.11
					-0-	10,001.94	-	146,247.98	-136,246.04	-0-
SUBTOTAL 14 5235										
OPERATION AND MAINTENANCE, INDIAN IRRIGATION SYSTEMS (T) 22/										
FUND RESOURCES:										
UNDISBURSED FUNDS	NO YEAR 14		5240		6,272,996.66	9,883,755.51	-	8,923,381.59	-	7,233,370.58
ACCOUNTS RECEIVABLE					57,817.94	-	-	-	-1,735.98	59,553.92
FUND EQUITIES:										
UNOBLIGATED BALANCE					-5,337,312.75	-	-	-	672,612.81	-6,009,925.56
ACCOUNTS PAYABLE					-366,564.85	-	-	-	211,015.35	-577,580.20
UNDELIVERED ORDERS					-626,937.00	-	-	-	78,481.74	-705,418.74
					-0-	9,883,755.51	-	8,923,381.59	960,373.92	-0-
SUBTOTAL 14 5240										
POWER SYSTEMS, INDIAN IRRIGATION PROJECTS, BUREAU OF INDIAN AFFAIRS										
FUND RESOURCES:										
UNDISBURSED FUNDS	NO YEAR 14		5648		1,903,260.53	11,086,507.34	-	9,970,769.55	-	3,018,958.32
ACCOUNTS RECEIVABLE					3,616.62	-	-	-	-8.08	3,624.70
FUND EQUITIES:										
UNOBLIGATED BALANCE					-53,258.70	-	-	-	2,097,938.93	-2,161,157.63
ACCOUNTS PAYABLE					-244,918.02	-	-	-	77,549.13	-322,467.15
UNDELIVERED ORDERS					-1,598,700.43	-	-	-	-1,059,742.19	-538,958.24
					-0-	11,086,507.34	-	9,970,769.55	1,115,737.79	-0-
SUBTOTAL 14 5648										



Appropriations, Outlays, and Balances - Continued

Appropriation or Fund Account Title	Period of availability	Account symbol			Balances beginning of fiscal year	Appropriations and other obligational authority 1/	Transfers, borrowings, and investments (net) 2/	Outlays (net)	Balances withdrawn and other transactions 3/	Balances end of fiscal year 4/
		Dept. Reg.	Account Tr. From No.	Sub. No.						
INDIAN AFFAIRS-CONTINUED										
BUREAU OF INDIAN AFFAIRS-CONTINUED										
TRUST FUND ACCOUNTS-CONTINUED										
INDIAN MONEYS, PROCEEDS OF LABOR, AGENCIES, SCHOOLS, ETC.										
FUND RESOURCES:										
UNDISBURSED FUNDS	NO YEAR 14		8500	\$14,442,410.04	\$6,830,233.99	\$400,000.00	\$5,472,315.60			\$16,200,328.37
INVESTMENT IN PUBLIC DEBT SECURITIES				400,000.00		-400,000.00				218,541.59
ACCOUNTS RECEIVABLE				268,402.59						
FUND EQUITIES:										
UNOBLIGATED BALANCE				-13,031,486.60				1,210,562.31		-14,242,048.91
ACCOUNTS PAYABLE				-374,424.64				89,358.45		-463,783.09
UNDELIVERED ORDERS				-1,704,901.39				68,536.37		-1,773,437.76
SUBTOTAL 14			8500	-0-	6,830,233.99		5,472,315.60	1,357,918.33		-0-
FUNDS CONTRIBUTED FOR THE ADVANCEMENT OF THE INDIAN RACE, BUREAU OF INDIAN AFFAIRS										
FUND RESOURCES:										
UNDISBURSED FUNDS	NO YEAR 14		8563	912,625.29	722,661.97		245,078.60			1,352,208.60
INVESTMENTS IN PUBLIC DEBT SECURITIES				20,000.00						20,000.00
ACCOUNTS RECEIVABLE				9,288.51						364.21
FUND EQUITIES:										
UNOBLIGATED BALANCE				-708,155.53				492,480.45		-1,200,635.98
ACCOUNTS PAYABLE				-75,126.22				-21,649.46		-53,476.76
UNDELIVERED ORDERS				-158,032.05				-151.98		-158,480.07
SUBTOTAL 14			8563	-0-	722,661.97		245,078.60	479,583.31		-0-
TOTAL, BUREAU OF INDIAN AFFAIRS					1,230,685,143.17		1,135,382,786.05	95,302,357.12		
TOTAL, INDIAN AFFAIRS					1,230,685,143.17		1,135,382,786.05	95,302,357.12		
TERRITORIAL AFFAIRS										
OFFICE OF TERRITORIAL AFFAIRS										
GENERAL FUND ACCOUNTS										
ADMINISTRATION OF TERRITORIES, OFFICE OF TERRITORIAL AFFAIRS										
FUND RESOURCES:										
UNDISBURSED FUNDS	NO YEAR 14		0412	29,527,567.33	86,568,000.00		68,815,165.49			47,680,401.84
ACCOUNTS RECEIVABLE				140,132.39						4,584,542.08
FUND EQUITIES:										
UNOBLIGATED BALANCE				-25,008,060.96				27,244,404.06		-52,252,465.02
ACCOUNTS PAYABLE				-314,741.49				-527,655.08		-287,080.41
UNDELIVERED ORDERS				-3,844,897.27				-3,719,504.78		-125,352.49
SUBTOTAL 14			0412	-0-	86,568,000.00		68,815,165.49	18,152,834.51		-0-
TRUST TERRITORY OF THE PACIFIC ISLANDS, OFFICE OF TERRITORIAL AFFAIRS										
FUND RESOURCES:										
UNDISBURSED FUNDS	NO YEAR 14		0414	47,250,388.67	121,666,000.00		85,453,592.49			63,462,796.18
FUND EQUITIES:										
UNOBLIGATED BALANCE				-6,687,343.00				20,654,659.00		-27,342,022.00
UNDELIVERED ORDERS				-40,563,045.67				15,557,748.51		-56,120,794.18
SUBTOTAL 14			0414	-0-	121,666,000.00		85,453,592.49	36,212,407.51		-0-
MICRONESIAN CLAIMS FUND, TRUST TERRITORY OF THE PACIFIC ISLANDS, OFFICE OF TERRITORIAL AFFAIRS										
FUND RESOURCES:										
UNDISBURSED FUNDS	NO YEAR 14		0416	1,858,475.01			169,603.00			1,688,876.01
FUND EQUITIES:										
ACCOUNTS PAYABLE				-1,858,479.01				-1,858,479.01		-1,688,876.01
UNDELIVERED ORDERS				-0-				-169,603.00		-0-
SUBTOTAL 14			0416	-0-			169,603.00	-169,603.00		-0-



Appropriations, Outlays, and Balances - Continued

Appropriation or Fund Account		Account symbol			Balances beginning of fiscal year	Appropriations and other obligational authority 1/	Transfers, borrowings, and investments (net) 2/	Outlays (net)	Balances withdrawn and other transactions 3/	Balances end of fiscal year 4/
Title	Period of availability	Dept. Reg.	Account Tr. No. From	Sub. No.						
SECRETARIAL OFFICES-CONTINUED										
OFFICE OF THE SOLICITOR AND OFFICE OF THE SECRETARY-CONTINUED										
GENERAL FUND ACCOUNTS-CONTINUED										
DEPARTMENTAL OPERATIONS, OFFICE OF THE SECRETARY, INTERIOR-CONTINUED										
FUND EQUITIES--CONTINUED										
ACCOUNTS PAYABLE					-510,700.61	-	-	-	\$2,214,652.47	-\$2,725,353.08
UNDELIVERED ORDERS					-3,209,957.00	-	-	-	741,317.68	-3,951,274.68
					-0-				5,079,251.05	-0-
	SUBTOTAL 14		0108			\$15,703,879.61	\$1,685,791.06	\$12,314,419.62		
SALARIES AND EXPENSES, SPECIAL FOREIGN CURRENCY PROGRAM, OFFICE OF THE SECRETARY, INTERIOR										
FUND RESOURCES:										
UNDISBURSED FUNDS	NO YEAR 14		0105		1,410,633.94	1,000,000.00	-	295,495.44	-	2,115,138.50
FUND EQUITIES:										
UNOBLIGATED BALANCE					-854,481.00	-	-	-	951,646.04	-1,806,127.04
ACCOUNTS PAYABLE					-82,144.80	-	-	-	-4,173.34	-77,971.46
UNDELIVERED ORDERS					-474,008.14	-	-	-	-242,968.14	-231,040.00
					-0-				704,504.56	-0-
	SUBTOTAL 14		0105			1,000,000.00		295,495.44		
SPECIAL FUND ACCOUNTS										
JOHNNY HORIZON PROGRAM, INTERIOR, OFFICE OF THE SECRETARY										
FUND RESOURCES:										
UNDISBURSED FUNDS	NO YEAR 14		5031		15,027.91	-	-	-	15,027.91	-
FUND EQUITIES:										
UNOBLIGATED BALANCE					-15,027.91	-	-	-	-15,027.91	-
					-0-					-0-
	SUBTOTAL 14		5031							
INTRAGOVERNMENTAL FUNDS										
WORKING CAPITAL FUND, DEPARTMENT OF THE INTERIOR										
FUND RESOURCES:										
UNDISBURSED FUNDS	NO YEAR 14		4523		669,568.07	-	-	-9,982,458.46	-	10,652,426.53
ACCOUNTS RECEIVABLE					16,819,322.45	-	-	-	3,491,627.03	13,327,655.42
UNFILLED CUSTOMER ORDERS					5,610,331.97	-	-	-	5,209,655.38	400,676.59
FUND EQUITIES:										
UNOBLIGATED BALANCE					-450,642.07	-	-	-	5,095,618.17	-5,546,260.24
ACCOUNTS PAYABLE					-18,661,941.49	-	-	-	-3,353,445.55	-15,308,455.54
UNDELIVERED ORDERS					-3,987,038.93	-	-	-	-460,996.57	-3,526,042.36
					-0-				9,562,458.46	-0-
	SUBTOTAL 14		4523					-9,982,458.46		
CONSOLIDATED WORKING FUND, INTERIOR, OFFICE OF SECRETARY										
FUND RESOURCES:										
UNDISBURSED FUNDS	NO YEAR 14		3901		82,198.83	-	-	-22,296.21	-	104,455.04
	1978				-	-	-	-236,689.72	-	231,451.14
	1977				585,350.85	-	-	490,059.14	5,198.58	68,072.44
	1976				24,456.25	-	-	2.00	19,219.27	-
	PRIOR YEARS				274.32	-	-24,496.25	-	-2.00	-
ACCOUNTS RECEIVABLE					67,270.00	-	24,496.25	-	274.32	24,496.25
FUND EQUITIES:										
UNOBLIGATED BALANCE					-112,696.08	-	-	-	10,175.06	-122,871.14
ACCOUNTS PAYABLE					-50,037.92	-	-	-	-34,640.58	-15,397.34
UNDELIVERED ORDERS					-596,856.25	-	-	-	-284,073.86	-312,782.39
					-0-				-239,075.21	-0-
	SUBTOTAL 14		3901					239,075.21		
TOTAL, OFFICE OF THE SOLICITOR AND OFFICE OF THE SECRETARY . . . . .										
						54,421,879.61	1,685,791.06	38,736,380.48	17,373,290.19	
TOTAL, SECRETARIAL OFFICES . . . . .										
						54,421,879.61	1,685,791.06	38,736,380.48	17,373,290.19	
DEDUCTIONS FOR OFFSETTING RECEIPTS 25/										
PROPRIETARY RECEIPTS FROM THE PUBLIC										
						-1,138,024,232.57	-	-1,138,024,232.57	-	-
INTRABUDGETARY TRANSACTIONS										
						-69,609,737.76	-	-69,609,737.76	-	-
TOTAL . . . . .						-1,207,633,970.33	-	-1,207,633,970.33	-	-

- 1 The amounts in this column, unless otherwise footnoted, represent appropriations, increases in borrowing authority or new contract authority. Appropriation accounts with appropriation transfer activity are presented in Table 1 (Appropriations and appropriation transfers) at the end of the chapter. For further detail on appropriations, increases in borrowing authority and new contract authority; see Tables 1, 2 and 6 respectively in Part Four - Information Tables.
- 2 For detail of transfer activity by account see Table 2 (Transfers - Other than Appropriation Transfers) at end of chapter. Amounts not appearing in Table 2, unless otherwise footnoted, represent transfers of obligated balances from lapsed appropriations to merged prior-year accounts pursuant to 31 U.S.C. 701, borrowings (net) or investments (net).
- 3 The amounts in this column, unless otherwise footnoted, represent unobligated balances withdrawn or restored pursuant to 31 U.S.C. 701 and changes in unfilled customer orders, accounts receivable, accounts payable, undelivered orders and unobligated balances.
- 4 Unobligated balance represents no-year or unexpired multiple-year account unless otherwise footnoted.
- 5 Opening balance has been adjusted during the current fiscal year and does not agree with last year's closing balance.
- 6 Represents appropriations to liquidate.
- 7 For further detail see Table 6 - Part Four - Information Tables.

- 8 Subject to disposition by the administrative agency.
- 9 Includes \$16,386.86 readjustment of prior-year receipts.
- 10 Represents readjustment of prior-year receipts.
- 11 Transfer of obligated balance from lapsed appropriation to merged prior-year account pursuant to 31 U.S.C. 701.

<u>Account</u>	<u>Amount</u>
1465064	\$117,324.57
1460959	1,620,895.22
1460108	197,457.53

- 12 Transfer of obligated balance to merged prior-year account from lapsed appropriation pursuant to 31 U.S.C. 701.
- | <u>Account</u> | <u>Amount</u> |
|----------------|---------------|
| 14M5064        | \$117,324.57  |
| 14M0700        | 107,155.81    |
| 14M1036        | 2,026,851.72  |
| 14M1200        | 134,446.26    |
| 14M0959        | 1,620,895.22  |
- 13 Unobligated balance to be restored or lapsed to Reclamation Fund, General Fund.
  - 14 Unobligated balance to be returned to Reclamation Fund.
  - 15 Represents capital transfer to miscellaneous receipts.
  - 16 Includes \$1,664,172.05 that is unobligated-unavailable.

- 17 Public Law 95-74, July 26, 1977 provided \$5,000,000.00 to remain available until September 30, 1979 for conversion of railroad rights-of-way to recreation use.
- 18 Activity transferred from American Revolution Bicentennial Administration, of Historical and Memorial Commissions, Independent Agencies.
- 19 Includes \$83,816.99 that is unobligated-unavailable.
- 20 Account symbol 14-0116 was amended to 14-1801 during the current fiscal year.
- 21 Activity transferred to Power Marketing Administration, Department of Energy.
- 22 The letter (T) denotes that the account by law is a trust account, but for reporting purposes is treated as other than trust.
- 23 This account was not certified to Treasury in accordance with Treasury certification requirements which require a statement that "I hereby certify that the amounts in this report are correct. All known transactions meeting the criteria of 31 U.S.C. 200(A) have been obligated and are so reported."
- 24 Includes -\$3,049.46 which is subject to disposition by the administrative agency.
- 25 For detail by account see Table B - "Receipts by Organizational Unit."



**TABLE 1 - APPROPRIATIONS AND APPROPRIATION TRANSFERS**

Account Symbol	Net Appropriations and Appropriation Transfers	Appropriation Amount *	Net Appropriation Transfers	Detail of Appropriation Transfers		
				Accounts Involved	Amount From, Or To (-)	Citation of Law
14X5061	\$236,990,000.00	\$245,000,000.00	-\$8,010,000.00	89X5068	-\$8,010,000.00	91 STAT. 578
1485064	59,318,000.00	138,327,000.00	-79,009,000.00	8985068	-79,009,000.00	91 STAT. 578
1485065	24,845,000.00	25,625,000.00	-780,000.00	8985068	-780,000.00	91 STAT. 578
14X4081	63,253,000.00	67,051,000.00	-3,798,000.00	89X4452	-3,798,000.00	91 STAT. 578
1480700	12,581,352.73	11,903,000.00	678,352.73	1481036	678,352.73	64 STAT. 1262
1480740	4,010,454.85	213,000.00	3,797,454.85	1481040	3,797,454.85	64 STAT. 1262
14X8058	4,916.07		4,916.07	14X8037	4,916.07	64 STAT. 1262
14X1611	4,000,000.00		4,000,000.00	1481611	4,000,000.00	91 STAT. 288
1481611	3,803,000.00	7,803,000.00	-4,000,000.00	14X1611	-4,000,000.00	91 STAT. 288
1481036	340,556,647.27	341,235,000.00	-678,352.73	1480700	-678,352.73	64 STAT. 1262
1481040	1,869,545.15	5,667,000.00	-3,797,454.85	1480740	-3,797,454.85	64 STAT. 1262
14X8037	-4,916.07		-4,916.07	14X8058	-4,916.07	64 STAT. 1262
1481200	39,261,764.86	107,656,000.00	-68,394,235.14	1480108	-3,127,879.61	91 STAT. 1321
				1681200	-65,266,355.53	91 STAT. 1317
14X0959	55,838,000.00	120,858,000.00	-65,020,000.00	89X0203	-65,020,000.00	91 STAT. 579
1480959	82,362,000.00	85,112,000.00	-2,750,000.00	8980203	-2,750,000.00	91 STAT. 579
148/92100	34,642,000.00		34,642,000.00	1482100	34,642,000.00	91 STAT. 292
1482100	13,438,000.00	48,080,000.00	-34,642,000.00	148/92100	-34,642,000.00	91 STAT. 292
1480107	14,407,000.00	15,708,000.00	-1,301,000.00	1680165	-766,000.00	91 STAT. 1317
				8980203	-535,000.00	91 STAT. 578
1480102	23,311,000.00	24,135,000.00	-824,000.00	1680165	-146,000.00	91 STAT. 1317
				8980203	-678,000.00	91 STAT. 578
1480108	15,703,879.61	14,360,000.00	1,343,879.61	1481200	3,127,879.61	91 STAT. 1321
				1680165	-46,000.00	91 STAT. 1317
				8980203	-746,000.00	91 STAT. 578
				9582800	-992,000.00	91 STAT. 1319
<b>TOTAL</b>	<b>\$1,030,190,644.47</b>	<b>\$1,258,733,000.00</b>	<b>-\$228,542,355.53</b>		<b>-\$228,542,355.53</b>	

\*Appropriations to accounts which did not have appropriation transfer activity during the fiscal year are not included in this table.



Appropriations, Outlays, and Balances - Continued

Appropriation or Fund Account Title	Period of availability	Account symbol			Balances beginning of fiscal year	Appropriations and other obligatory authority 1/	Transfers, borrowings, and investments (net) 2/	Outlays (net)	Balances withdrawn and other transactions 3/	Balances end of fiscal year 4/
		Dept. Reg.	Account No.	Sub. No.						
DEPARTMENT OF JUSTICE										
GENERAL ADMINISTRATION										
GENERAL FUND ACCOUNTS										
SALARIES AND EXPENSES, GENERAL* ADMINISTRATION, JUSTICE										
FUND RESOURCES:										
UNDISBURSED FUNDS	NO YEAR 15		0129	---	\$2,000,000.00	---	\$235,313.22	---	\$1,766,680.78	
	1978			---	25,582,000.00	---	23,344,587.54	\$673,991.16	1,563,421.30	
	1977			\$2,444,182.73	---	---	7,098,003.90	53,680.15	292,498.63	
	1976-77			12,355.46	---	---	4,245.42	3,050.04	---	
	1976			434,575.90	---	---	---	-178,525.24	---	
	PRIOR YEARS			471,665.40	---	---	---	405,831.35	657,231.93	
				2,275,842.07	---	---	-24,829.15	1,509,859.85	765,982.22	
ACCOUNTS RECEIVABLE				---	---	---	---	---	---	
FUND EQUITIES:				---	---	---	---	---	---	
UNOBLIGATED BALANCE				---	---	---	---	369,213.91	-369,213.91	
ACCOUNTS PAYABLE				-4,177,962.87	---	---	---	-121,504.95	-4,046,457.92	
UNDELIVERED ORDERS				-1,460,658.69	---	---	---	-830,515.61	-630,143.08	
	SUBTOTAL 15		0129	-0-	27,582,000.00	---	25,701,859.34	1,980,140.66	-0-	
INTRAGOVERNMENTAL FUNDS										
CONSOLIDATED WORKING FUND, JUSTICE										
FUND RESOURCES:										
UNDISBURSED FUNDS	1978 15		3900	---	---	---	-961,564.37	---	961,564.37	
	1977			1,698,543.00	---	---	866,599.10	---	831,943.90	
	1976			48,501.11	---	---	482.97	---	---	
	PRIOR YEARS			-237,189.73	---	-48,018.14	---	---	---	
				318,871.59	---	-8,018.14	-312,974.13	---	123,802.54	
ACCOUNTS RECEIVABLE				---	---	---	---	---	---	
FUND EQUITIES:				---	---	---	---	---	---	
ACCOUNTS PAYABLE				-1,259,108.93	---	---	---	-772,002.01	-487,106.92	
UNDELIVERED ORDERS				-569,617.04	---	---	---	1,294,648.73	-1,864,265.77	
	SUBTOTAL 15		3900	-0-	---	---	-407,456.43	407,456.43	-0-	
WORKING CAPITAL FUND, DEPARTMENT OF JUSTICE										
FUND RESOURCES:										
UNDISBURSED FUNDS	NO YEAR 15		4526	2,281,553.70	---	---	-1,850,643.49	---	4,132,197.19	
ACCOUNTS RECEIVABLE				368,780.69	---	---	---	---	2,127,346.21	
FUND EQUITIES:				---	---	---	---	---	---	
UNOBLIGATED BALANCE				-2,227,810.88	---	---	---	-571,452.97	-1,656,357.91	
ACCOUNTS PAYABLE				-377,863.66	---	---	---	3,581,934.22	-3,959,857.88	
UNDELIVERED ORDERS				-44,659.85	---	---	---	598,667.76	-643,327.61	
	SUBTOTAL 15		4526	-0-	---	---	-1,850,643.49	1,850,643.49	-0-	
TOTAL, GENERAL ADMINISTRATION . . . . .					---	27,582,000.00	---	23,443,759.42	4,138,240.58	---

LEGAL ACTIVITIES										
GENERAL FUND ACCOUNTS										
SALARIES AND EXPENSES, GENERAL LEGAL ACTIVITIES, JUSTICE										
FUND RESOURCES:										
UNDISBURSED FUNDS	1978 15		0128	---	81,653,000.00	---	73,692,270.23	1,165,389.57	6,795,340.20	
	1977			7,433,973.09	---	---	5,768,806.57	456,163.71	1,209,002.81	
	1976			263,657.95	---	---	99,784.06	-182,099.59	---	
	PRIOR YEARS			893,330.93	---	-345,973.48	---	313,367.80	913,851.69	
				832,737.59	---	345,973.48	12,084.92	-130,233.57	962,971.16	
ACCOUNTS RECEIVABLE				---	---	---	---	---	---	
FUND EQUITIES:				---	---	---	---	---	---	
ACCOUNTS PAYABLE				-7,752,696.41	---	---	---	-648,445.97	-7,104,250.44	
UNDELIVERED ORDERS				-1,671,003.15	---	---	---	1,105,912.27	-2,776,915.42	
	SUBTOTAL 15		0128	-0-	81,653,000.00	---	79,572,945.78	2,080,054.22	-0-	
SALARIES AND EXPENSES, ANTITRUST DIVISION, JUSTICE										
FUND RESOURCES:										
UNDISBURSED FUNDS	1978 15		0319	---	42,371,000.00	---	33,101,761.49	195,918.84	9,073,319.67	
	1977			3,791,779.82	---	---	2,615,697.33	660,345.35	515,697.14	
	1976			372,582.95	---	---	---	-70,460.95	---	
	PRIOR YEARS			234,693.74	---	-352,800.10	30,243.80	48,769.24	537,354.97	
				295,271.40	---	357,800.10	1,369.63	-704,076.02	999,347.42	
ACCOUNTS RECEIVABLE				---	---	---	---	---	---	
FUND EQUITIES:				---	---	---	---	---	---	
ACCOUNTS PAYABLE				-2,275,263.37	---	---	---	402,936.08	-2,678,199.45	
UNDELIVERED ORDERS				-2,419,064.54	---	---	---	---	---	
	SUBTOTAL 15		0319	-0-	---	---	---	---	---	



Appropriations, Outlays, and Balances - Continued

Appropriation or Fund Account		Account symbol			Balances beginning of fiscal year	Appropriations and other obligational authority 1/	Transfers, borrowings, and investments (net) 2/	Outlays (net)	Balances withdrawn and other transactions 3/	Balances end of fiscal year 4/
Title	Period of availability	Dept. Reg.	Account No.	Sub. No.						
IMMIGRATION AND NATURALIZATION SERVICE										
GENERAL FUND ACCOUNTS										
SALARIES AND EXPENSES, IMMIGRATION AND NATURALIZATION SERVICE										
FUND RESOURCES:										
UNDISBURSED FUNDS	NO YEAR 15		1217		\$644,372.15	\$200,000.00		\$754,167.25		\$590,204.90
	1978					282,887,000.00		249,210,033.43	\$148,176.73	33,578,789.84
	1977				27,480,573.60			21,868,197.47	640,540.12	4,971,836.01
	1976				3,862,959.17			3,403,594.01	-209,631.39	
	PRIOR YEARS							569,046.54	35,277.34	588,828.18
					4,456,406.54			-55,058.98	936,193.22	3,518,213.32
ACCOUNTS RECEIVABLE										
FUND EQUITIES:										
UNOBLIGATED BALANCE					-578,182.03				-347,659.25	-230,522.78
ACCOUNTS PAYABLE					-18,357,781.39				3,343,112.50	-21,700,893.89
UNDELIVERED ORDERS					-17,508,348.04				3,858,107.54	-21,366,455.58
	SUBTOTAL 15		1217		-0-	283,087,000.00		274,680,933.18	8,406,066.82	-0-
TOTAL, IMMIGRATION AND NATURALIZATION SERVICE . . . . .						283,087,000.00		274,680,933.18	8,406,066.82	-0-
DRUG ENFORCEMENT ADMINISTRATION										
GENERAL FUND ACCOUNTS										
SALARIES AND EXPENSES, DRUG ENFORCEMENT ADMINISTRATION										
FUND RESOURCES:										
UNDISBURSED FUNDS	NO YEAR 15		1100		2,012,731.30	2,300,000.00	1,534,000.00	480,771.33		5,365,959.97
	1978					185,995,000.00		160,675,126.84	2,956,385.55	22,363,487.61
	1977				22,265,214.09		-1,321,000.00	15,471,153.43	441,161.00	5,031,899.66
	1976				7,194,979.17		5/-6,051,126.85	1,143,852.32		
	PRIOR YEARS				3,538,762.99			5,867,549.76		3,402,467.01
					7,197,633.32			111,873.07	-456,125.18	7,653,758.50
ACCOUNTS RECEIVABLE										
FUND EQUITIES:										
UNOBLIGATED BALANCE					-983,290.02				3,251,709.98	-4,235,000.00
ACCOUNTS PAYABLE					-7,759,552.33				-1,409,148.27	-6,350,404.06
UNDELIVERED ORDERS					-33,466,478.52				-234,309.83	-33,232,168.69
	SUBTOTAL 15		1100		-0-	188,295,000.00		177,882,776.99	10,412,223.01	-0-
TRUST FUND ACCOUNTS										
DRUG ABUSE PREVENTION AND CONTROL GIFT										
FUND RESOURCES:										
UNDISBURSED FUNDS	NO YEAR 15		8906		151.52					151.52
FUND EQUITIES:										
UNOBLIGATED BALANCE					-151.52					-151.52
	SUBTOTAL 15		8906		-0-					-0-
TOTAL, DRUG ENFORCEMENT ADMINISTRATION . . . . .						188,295,000.00		177,882,776.99	10,412,223.01	-0-
FEDERAL PRISON SYSTEM										
GENERAL FUND ACCOUNTS										
SALARIES AND EXPENSES, BUREAU OF PRISONS										
FUND RESOURCES:										
UNDISBURSED FUNDS	1978 15		1060			269,576,000.00	-2,525,900.00	239,689,768.94	899,932.82	26,461,398.24
	1977				21,875,945.92			20,722,255.70	302,658.90	851,001.32
	1976				477,417.46		-58,599.19	346,487.35	70,330.92	
	1975				71,848.14		-71,848.14			
	PRIOR YEARS				28,203.72		130,447.33	-10,891.26	232.36	175,309.95

HEALTH, EDUCATION, AND WELFARE.

HEALTH SERVICES ADMINISTRATION	1978 75 15 1060	3						2,393,241.87	121,696.52	10,961.61
	1977							3,883,391	1,568.64	6,697.73
PRIOR YEARS	1976							-3,441,999	10,880.89	
								-61,006	762.28	19,576.79
									105,775.83	1,608,755.66
ACCOUNTS RECEIVABLE										
FUND EQUITIES:										
UNOBLIGATED BALANCE										
ACCOUNTS PAYABLE										
UNDELIVERED ORDERS										
NATIONAL INSTITUTE OF CORRECTIONS, FEDERAL PRISON SYSTEM, JUSTICE										
FUND RESOURCES:										
UNDISBURSED FUNDS										
ACCOUNTS RECEIVABLE										
FUND EQUITIES:										
UNOBLIGATED BALANCE										
ACCOUNTS PAYABLE										
UNDELIVERED ORDERS										
BUILDINGS AND FACILITIES, FEDERAL PRISON SYSTEM										
FUND RESOURCES:										
TRANSFER TO:										
COMMERCE, ECONOMIC DEVELOPMENT										
ADMINISTRATION										
GENERAL SERVICES ADMINISTRATION										
ACCOUNTS RECEIVABLE										
FUND EQUITIES:										
UNOBLIGATED BALANCE										
ACCOUNTS PAYABLE										
UNDELIVERED ORDERS										

INTRAGOVERNMENTAL FUNDS

PRISON INDUSTRIES FUND, DEPARTMENT OF JUSTICE	NO YEAR 15 1003							17,578,840.18		67,793,219.81
FUND RESOURCES:										
UNDISBURSED FUNDS										
ACCOUNTS RECEIVABLE										
UNFILLED CUSTOMER ORDERS										
FUND EQUITIES:										
UNOBLIGATED BALANCE										
ACCOUNTS PAYABLE										
UNDELIVERED ORDERS										
COMMISSARY FUNDS, FEDERAL PRISONS	NO YEAR 15 4500									
FUND RESOURCES:										
UNDISBURSED FUNDS										
ACCOUNTS RECEIVABLE										
UNFILLED CUSTOMER ORDERS										
FUND EQUITIES:										
UNOBLIGATED BALANCE										
ACCOUNTS PAYABLE										
UNDELIVERED ORDERS										

TOTAL, FEDERAL PRISON SYSTEM

TOTAL, FEDERAL PRISON SYSTEM	NO YEAR 15 1060	3	31,326,000.00				312,025,084.41	6,300,915.59		
------------------------------	-----------------	---	---------------	--	--	--	----------------	--------------	--	--

LAW ENFORCEMENT ASSISTANCE ADMINISTRATION

GENERAL FUND ACCOUNTS	NO YEAR 15 0400									
SALARIES AND EXPENSES, LAW ENFORCEMENT ASSISTANCE ADMINISTRATION, JUSTICE	NO YEAR 15 0400	91								
FUND RESOURCES:										
UNDISBURSED FUNDS										
ACCOUNTS RECEIVABLE										
UNOBLIGATED BALANCE										
ACCOUNTS PAYABLE										
UNDELIVERED ORDERS										
PRIOR YEARS	1975-AUGUST 31, 1975 15	91								
	1975-DECEMBER 31, 1975 15	92								

Appropriations, Outlays, and Balances - Continued

Appropriation or Fund Account		Account symbol			Balances beginning of fiscal year	Appropriations and other obligational authority <sup>1/</sup>	Transfers, borrowings, and investments (net) <sup>2/</sup>	Outlays (net)	Balances withdrawn and other transactions <sup>3/</sup>	Balances end of fiscal year <sup>4/</sup>
Title	Period of availability	Dept. Reg.	Account No.	Sub. No.						
LAW ENFORCEMENT ASSISTANCE ADMINISTRATION-CONTINUED										
GENERAL FUND ACCOUNTS-CONTINUED										
SALARIES AND EXPENSES, LAW ENFORCEMENT ASSISTANCE ADMINISTRATION, JUSTICE-CONTINUED										
FUND RESOURCES:-CONTINUED										
UNDISBURSED FUNDS-CONTINUED										
TRANSFER TO:										
DRUG ENFORCEMENT ADMINISTRATION	NO YEAR 15		0400	11	\$351,635.31	-----	-\$332,005.29	\$19,630.02	-----	-----
NATIONAL COMMISSION ON INTERNATIONAL YEAR OF THE CHILD, 1979	NO YEAR 48	15	0400	20	-----	-----	118,000.00	-----	-----	\$118,000.00
ACCOUNTS RECEIVABLE					250,951,852.98	-----	-----	-----	-----	850,973,129.86
FUND EQUITIES:										
UNOBLIGATED BALANCE					-165,178,908.07	-----	-----	-----	-----	-74,835,320.21
ACCOUNTS PAYABLE					-17,489,799.13	-----	-----	-----	-----	-450,733,696.02
UNDELIVERED ORDERS					-1,041,771,576.26	-----	-----	-----	-----	-1,219,232,719.54
	SUBTOTAL 15		0400		-0-	\$644,582,000.00		724,075,960.56		-79,493,960.56
PUBLIC ENTERPRISE FUNDS										
OPERATION STING, LAW ENFORCEMENT ASSISTANCE ADMINISTRATION, JUSTICE										
FUND RESOURCES:										
UNDISBURSED FUNDS										
	NO YEAR 15		4169		1,860.00	-----	-----	-7,702.79	-----	9,562.79
FUND EQUITIES:										
UNOBLIGATED BALANCE					-1,860.00	-----	-----	-----	-----	-511.04
UNDELIVERED ORDERS					-----	-----	-----	-----	-----	-9,051.75
	SUBTOTAL 15		4169		-0-	-----	-----	-7,702.79	-----	7,702.79
TOTAL, LAW ENFORCEMENT ASSISTANCE ADMINISTRATION . . . . .					-----	644,582,000.00	-----	724,068,257.77	-----	-79,486,257.77
DEDUCTIONS FOR OFFSETTING RECEIPTS <sup>6/</sup>										
PROPRIETARY RECEIPTS FROM THE PUBLIC										
					-----	-7,074,013.61	-----	-7,074,013.61	-----	-----
TOTAL . . . . .					-----	-7,074,013.61	-----	-7,074,013.61	-----	-----
TOTAL, DEPARTMENT OF JUSTICE . . . . .					-----	2,369,587,986.39	-----	2,397,372,436.31	-----	-27,784,449.92





Appropriations, Outlays, and Balances - Continued

Appropriation or Fund Account		Account symbol				Balances beginning of fiscal year	Appropriations and other obligations authority 1/	Transfers, borrowings, and investments (net) 2/	Outlays (net)	Balances withdrawn and other transactions 3/	Balances end of fiscal year 4/
Title	Period of availability	Dept. Reg.	Tr. From	Account No.	Sub. No.						
DEPARTMENT OF LABOR											
EMPLOYMENT AND TRAINING ADMINISTRATION											
GENERAL FUND ACCOUNTS											
PROGRAM ADMINISTRATION, EMPLOYMENT AND TRAINING ADMINISTRATION											
FUND RESOURCES:											
UNDISBURSED FUNDS	1978-79	16		0172		- - - - -	\$90,832,000.00	- - - - -	\$83,726,023.70	\$69,724.44	\$7,036,251.86
	1977					\$6,517,807.15	- - - - -	- - - - -	4,900,476.53	273,896.64	1,337,433.98
	1976					2,982,307.80	- - - - -	- - - - -	642,291.97	308,698.32	- - - - -
	PRIOR YEARS					826,029.12	- - - - -	- - - - -	19,198.95	168,744.42	2,729,358.26
TRANSFER TO:											
HEALTH, EDUCATION, AND WELFARE	PRIOR YEARS	75	16	0172		225,770.02	- - - - -	- - - - -	4,821.02	12,096.19	268,846.81
ACCOUNTS RECEIVABLE						2,382,295.09	- - - - -	- - - - -	- - - - -	484,266.72	1,898,028.37
FUND EQUITIES:											
ACCOUNTS PAYABLE						-4,729,619.72	- - - - -	- - - - -	- - - - -	853,222.11	-5,582,841.83
UNDELIVERED ORDERS						-8,204,584.46	- - - - -	- - - - -	- - - - -	-577,467.01	-7,627,117.45
	SUBTOTAL	16		0172		-0-	90,832,000.00	- - - - -	85,296,618.17	1,533,161.83	-0-
MANPOWER TRAINING ACTIVITIES, EMPLOYMENT AND TRAINING ADMINISTRATION											
FUND RESOURCES:											
UNDISBURSED FUNDS	PRIOR YEARS	16		0171		39,469,824.16	- - - - -	- - - - -	262,971.72	1,838,327.00	37,368,525.44
TRANSFER TO:											
AGRICULTURE	PRIOR YEARS	12	16	0171		116.86	- - - - -	- - - - -	116.86	- - - - -	- - - - -
ENVIRONMENTAL PROTECTION AGENCY	PRIOR YEARS	68	16	0171		30,875.60	- - - - -	- - - - -	- - - - -	- - - - -	30,875.60
HEALTH, EDUCATION, AND WELFARE	PRIOR YEARS	75	16	0171		12,076,682.57	- - - - -	- - - - -	83,435.03	921,410.03	11,071,837.51
HEALTH, EDUCATION, AND WELFARE, HEALTH SERVICES ADMINISTRATION	PRIOR YEARS	75	16	0171	3	52.54	- - - - -	- - - - -	- - - - -	- - - - -	52.54
HOUSING AND URBAN DEVELOPMENT	PRIOR YEARS	86	16	0171		59,583.13	- - - - -	- - - - -	- - - - -	- - - - -	59,583.13
ACCOUNTS RECEIVABLE						356,269.44	- - - - -	- - - - -	- - - - -	356,269.44	- - - - -
FUND EQUITIES:											
ACCOUNTS PAYABLE						-6,221,571.34	- - - - -	- - - - -	- - - - -	-1,241,368.90	-4,980,202.44
UNDELIVERED ORDERS						-45,771,832.96	- - - - -	- - - - -	- - - - -	-2,221,161.18	-43,550,671.78
	SUBTOTAL	16		0171		-0-	- - - - -	- - - - -	346,523.61	-346,523.61	-0-
EMPLOYMENT AND TRAINING ASSISTANCE, EMPLOYMENT AND TRAINING ADMINISTRATION											
FUND RESOURCES:											
UNDISBURSED FUNDS	1978-79	16		0174		- - - - -	3,440,530,000.00	-63,665,000.00	2,265,430,607.95	- - - - -	1,108,434,332.05
	1977-79					- - - - -	- - - - -	120,000,000.00	8,445,183.67	- - - - -	111,554,816.33
	1977-78					3,189,659,243.06	- - - - -	- - - - -	2,221,450,215.85	1,533,226.50	763,344,300.71
	1976-77					97,264,852.72	- - - - -	- - - - -	67,131,598.42	3,197,503.21	26,935,751.39
	1976					3,870,453.39	- - - - -	- - - - -	261,477.18	111,622.00	- - - - -
	1975-76					4,854,077.85	- - - - -	- - - - -	3,143,582.75	283,811.67	- - - - -
	PRIOR YEARS					42,081,535.81	- - - - -	- - - - -	7,095,463.95	15,084,106.60	41,618,563.73
	1975-SEPTEMBER 30, 1975	16		0174	91	1,529,981.52	- - - - -	- - - - -	-2,177,426.51	-808,757.99	- - - - -
TRANSFER TO:											
AGRICULTURE	1978-79	12	16	0174		- - - - -	- - - - -	36,666,000.00	29,279,124.61	- - - - -	7,686,875.39
	1977-78					94,142,284.27	- - - - -	- - - - -	69,190,865.38	3,310,539.09	20,787,879.80
	1976-77					1,173,280.19	- - - - -	- - - - -	1,018,260.56	-9,701.26	164,720.87
	1975-76					203.20	- - - - -	- - - - -	-22.01	277.72	- - - - -
	PRIOR YEARS					- - - - -	- - - - -	- - - - -	87.55	-96.53	- - - - -
INTERIOR, OFFICE OF THE SECRETARY	1978-79	14	16	0174	1	- - - - -	- - - - -	1,359,000.00	1,613,654.36	- - - - -	5/-254,654.38
	1977-78					-21,000.47	- - - - -	-40,000.00	-77,735.07	13,471.77	3,251.83
	1976-77					24,389.17	- - - - -	- - - - -	19,505.70	2,735.00	2,148.47
	1975-76					-19,506.97	- - - - -	- - - - -	-19,506.97	- - - - -	- - - - -
	PRIOR YEARS					- - - - -	- - - - -	- - - - -	- - - - -	- - - - -	- - - - -
INTERIOR, RECLAMATION	1978-79	14	16	0174	6	- - - - -	- - - - -	23,740,000.00	16,061,834.20	- - - - -	7,678,165.80
	1977-78					87,320,070.24	- - - - -	- - - - -	80,275,831.15	494,412.12	72,120,320.97
	1976-77					141,825.84	- - - - -	- - - - -	65,576,500.00	8,917.98	9,079.40
	PRIOR YEARS					- - - - -	- - - - -	- - - - -	123,828.46	60,000.00	- - - - -
						- - - - -	- - - - -	- - - - -	-60,000.00	60,000.00	- - - - -



Appropriations, Outlays, and Balances - Continued

Appropriation or Fund Account Title	Period of availability	Account symbol		Balances beginning of fiscal year	Appropriations and other obligational authority	Transfers, borrowings, and investments (net)	Outlays (net)	Balances withdrawn and other transactions	Balances end of fiscal year
		Dept. No.	Sub. No.						
EMPLOYMENT AND TRAINING ADMINISTRATION-CONTINUED									
GENERAL FUND ACCOUNTS-CONTINUED									
GRANTS TO STATES FOR UNEMPLOYMENT INSURANCE AND EMPLOYMENT SERVICES, EMPLOYMENT AND TRAINING ADMINISTRATION									
FUND RESOURCES:									
UNDISBURSED FUNDS									
	1978 16	0179			\$53,600,000.00		\$20,566,471.90	\$5,664,582.00	\$27,368,546.10
	1977			\$30,964,345.09			21,490,238.80	2,991,443.79	6,482,622.50
	1976-77			7,553,170.06			-1,274,773.93	1,970,653.00	6,857,250.99
	1976			14,473,160.30			3,008,900.13	1,831,365.00	
	1975-76			1,449,629.23			-908,660.66	-121,424.79	
	PRIOR YEARS			8,248,690.53			3,473,939.50	-2,014,951.67	18,902,712.55
				45,691,825.55				-19,881,356.85	65,573,182.40
ACCOUNTS RECEIVABLE								4,504,585.78	-9,812,835.54
FUND EQUITIES:								12,299,388.00	-115,371,959.00
ACCOUNTS PAYABLE				-5,308,249.76				7,244,284.26	-0-
UNDELIVERED ORDERS				-1,030,072,571.00	53,600,000.00		46,355,715.74		
SUBTOTAL 16		0179							
ADVANCES TO THE UNEMPLOYMENT TRUST FUND AND OTHER FUNDS, EMPLOYMENT AND TRAINING ADMINISTRATION									
FUND RESOURCES:									
UNDISBURSED FUNDS									
ACCOUNTS RECEIVABLE	1977-78 16	0327		1,980,114,000.00			1,109,907,150.55	870,206,849.45	-204,724,637.99
FUND EQUITIES:									
UNOBLIGATED BALANCE				-1,980,114,000.00				-1,975,389,362.01	674,724,637.99
UNDELIVERED ORDERS				-0-				200,000,000.00	-200,000,000.00
SUBTOTAL 16		0327							
INTRAGOVERNMENTAL FUNDS									
CONSOLIDATED WORKING FUND, LABOR, EMPLOYMENT AND TRAINING ADMINISTRATION									
FUND RESOURCES:									
UNDISBURSED FUNDS									
	NO YEAR 16	3912							
	1978			3,951,671.74			-774,188.28		4,725,860.02
	1977			2,025,399.09			-2,200,311.45	8,690.78	2,200,311.45
	1976-77						1,902,532.60		114,175.71
	1976			1,153,373.65					
	1975-76			35,871.29			3,739.65	828.53	
	PRIOR YEARS			5,169,045.64				-120,722.11	256,108.32
								4,995,475.20	173,570.44
ACCOUNTS RECEIVABLE									
FUND EQUITIES:									
UNOBLIGATED BALANCE				-3,764,968.00				-3,154,884.00	-610,084.00
ACCOUNTS PAYABLE				-386,080.62				1,240,985.78	-1,627,066.40
UNDELIVERED ORDERS				-7,146,262.79				-1,913,387.25	-5,232,875.54
				-0-				1,056,986.93	-0-
SUBTOTAL 16		3912							
TRUST FUND ACCOUNTS									
GIFTS AND BEQUESTS, NATIONAL COMMISSION FOR MANPOWER POLICY									
FUND RESOURCES:									
UNDISBURSED FUNDS									
ACCOUNTS RECEIVABLE					30,000.00		70,563.46		35,658.39
FUND EQUITIES:									
UNOBLIGATED BALANCE									49,824.20
ACCOUNTS PAYABLE									
UNDELIVERED ORDERS									
SUBTOTAL 16		8131							
TRUST FUND ACCOUNTS									
GIFTS AND BEQUESTS, NATIONAL COMMISSION FOR MANPOWER POLICY									
FUND RESOURCES:									
UNDISBURSED FUNDS									
ACCOUNTS RECEIVABLE									
FUND EQUITIES:									
UNOBLIGATED BALANCE									
ACCOUNTS PAYABLE									
UNDELIVERED ORDERS									
SUBTOTAL 16		8131							
SUBTOTAL, EMPLOYMENT AND TRAINING ADMINISTRATION					4,997,092,000.00		12,077,345,346.33	-7,080,253,346.33	

UNEMPLOYMENT TRUST FUND		8042	473,151,473.26	Z/ 15,160,883,750.45	8/3,747,146,762.53	Z/ 10,943,405,908.43	923,428,487.75
TRUST FUND ACCOUNTS							
UNEMPLOYMENT TRUST FUND							
FUND RESOURCES:							
UNDISBURSED FUNDS							
GRANTS TO STATES FOR UNEMPLOYMENT INSURANCE AND EMPLOYMENT SERVICES, TRUST FUND, LABOR, EMPLOYMENT AND TRAINING ADMINISTRATION	1974 16 20	8042 31	-797,550.79 8,912,607.53		-52,449.50 -4,683,787.97		
PRIOR YEARS							
SALARIES AND EXPENSES, TRUST FUND, LABOR, BUREAU OF EMPLOYMENT SECURITY, EMPLOYMENT AND TRAINING ADMINISTRATION	16 20	8042 32	-5,514.17				5/-5,514.17
RAILROAD UNEMPLOYMENT BENEFITS AND REFUNDS, TRUST FUND, RAILROADS RETIREMENT BOARD	60 20	8042 1	5,296,198.81		192,635,000.00		560,985.17
RAILROAD UNEMPLOYMENT ADMINISTRATIVE EXPENSES, TRUST FUND, RAILROAD RETIREMENT BOARD	60 20	8042 2	-150,905.83 5,987,165,000.00 23,035,509.20		9,400,000.00 3,530,142,000.00		5/-1,401,160.86 9,517,307,000.00 23,719,132.19
INVESTMENTS IN PUBLIC DEBT SECURITIES ACCOUNTS RECEIVABLE							
FUND EQUITIES:							
UNOBLIGATED BALANCE			-6,418,622.07				
ACCOUNTS PAYABLE			-63,898,484.40				
UNDELIVERED ORDERS			-14,036,256.49				
SUBTOTAL 20	20	8042	-19,706,883,750.45		11,165,812,711.53		9/-10,416,314,666.41
TOTAL, UNEMPLOYMENT TRUST FUND			15,160,883,750.45		15,706,000.00		3,972,056,038.92
TOTAL, EMPLOYMENT AND TRAINING ADMINISTRATION			20,157,975,750.45		19,706,000.00		3,108,157,307.41

LABOR-MANAGEMENT SERVICES ADMINISTRATION		0104	8,165,218.99	57,061,000.00		46,936,394.88	6,808,517.66
GENERAL FUND ACCOUNTS							
SALARIES AND EXPENSES, LABOR-MANAGEMENT SERVICES ADMINISTRATION	1978 16	0104	4,337,855.96			4,838,909.21	4,386,126.69
FUND RESOURCES:			1,182,244.72		-1,323,770.37	2,461,243.50	
UNDISBURSED FUNDS	1976		11,644.07		1,323,770.37	155,440.07	2,201,745.48
PRIOR YEARS						-808,856.31	820,500.38
ACCOUNTS RECEIVABLE							
FUND EQUITIES:							
ACCOUNTS PAYABLE			-1,538,482.03				-1,460,266.60
UNDELIVERED ORDERS			-12,158,481.71				-12,756,127.61
SUBTOTAL 16	16	0104	-1,538,482.03			54,911,877.21	-0-
TOTAL, LABOR-MANAGEMENT SERVICES ADMINISTRATION			57,061,000.00		57,061,000.00	54,911,877.21	2,669,122.79

FOOTNOTES AT END OF CHAPTER

Appropriations, Outlays, and Balances - Continued

Appropriation or Fund Account		Account symbol			Balances beginning of fiscal year	Appropriations and other obligatory authority 1/	Transfers, borrowings, and investments (net) 2/	Outlays (net)	Balances withdrawn and other transactions 3/	Balances end of fiscal year 4/
Title	Period of availability	Dept. Reg	Account No.	Sub. No.						
EMPLOYMENT STANDARDS ADMINISTRATION										
GENERAL FUND ACCOUNTS										
SALARIES AND EXPENSES, EMPLOYMENT STANDARDS ADMINISTRATION										
FUND RESOURCES:										
UNDISBURSED FUNDS	1978 16		0105		---	\$119,632,000.00	---	\$99,595,210.59	\$5,624,836.87	\$14,613,552.54
	1977				\$9,090,140.59	---	---	7,620,140.99	400.62	1,409,598.98
	1976				600,787.26	---	---	---	146,944.85	---
	PRIOR YEARS				783,999.80	---	---	209,901.92	249,786.02	775,057.17
					639,458.31	---	---	9,052.10	---	1,605,482.61
FUND EQUITIES:										
ACCOUNTS RECEIVABLE					---	---	---	---	---	---
ACCOUNTS PAYABLE					-2,856,419.83	---	---	---	1,332,639.86	-4,185,059.09
UNDELIVERED ORDERS					-3,257,961.13	---	---	---	6,017,110.48	-14,275,071.61
					-0-	---	---	---	---	-0-
SUBTOTAL 16			0105		---	119,632,000.00	---	107,220,305.60	12,405,694.40	-0-
SPECIAL BENEFITS, EMPLOYMENT STANDARDS ADMINISTRATION										
FUND RESOURCES:										
UNDISBURSED FUNDS	1978 16		1521		---	319,360,000.00	---	202,387,523.62	115,231,861.85	1,740,614.53
	1977				1,403,511.36	---	---	-11,070,096.34	12,420,443.69	53,106.01
	1976				309,217.54	---	---	151,690.31	40,858.25	---
	PRIOR YEARS				---	---	---	---	---	116,660.98
FUND EQUITIES:										
ACCOUNTS PAYABLE					-1,662,190.39	---	---	---	247,712.62	-1,909,903.01
UNDELIVERED ORDERS					-50,538.51	---	---	---	-50,000.00	-538.51
					-0-	---	---	---	---	-0-
SUBTOTAL 16			1521		---	319,360,000.00	---	151,469,123.59	127,890,876.41	-0-
TRUST FUND ACCOUNTS										
RELIEF AND REHABILITATION, LONGSHOREMEN'S AND HARBOR WORKERS' COMPENSATION ACT, AS AMENDED, DEPARTMENT OF LABOR										
FUND RESOURCES:										
UNDISBURSED FUNDS	NO YEAR 16		8130		565,430.86	4,401,601.04	38,000.00	3,813,796.16	---	1,191,235.74
INVESTMENTS IN PUBLIC DEBT SECURITIES					3,838,000.00	---	-38,000.00	---	---	3,800,000.00
ACCOUNTS RECEIVABLE					3,621.80	---	---	---	3,621.80	---
FUND EQUITIES:										
UNOBLIGATED BALANCE					-2,468,799.03	---	---	---	720,922.00	1043,189,721.03
ACCOUNTS PAYABLE					-1,938,253.63	---	---	---	-136,738.92	-1,801,514.71
					-0-	---	---	---	587,804.88	-0-
SUBTOTAL 16			8130		---	4,401,601.04	---	3,813,796.16	---	---
RELIEF AND REHABILITATION, WORKMEN'S COMPENSATION ACT, WITHIN THE DISTRICT OF COLUMBIA, DEPARTMENT OF LABOR										
FUND RESOURCES:										
UNDISBURSED FUNDS	NO YEAR 16		8134		264,636.22	1,118,535.93	8,000.00	1,183,872.35	---	207,259.80
INVESTMENTS IN PUBLIC DEBT SECURITIES					869,000.00	---	-8,000.00	---	---	861,000.00
ACCOUNTS RECEIVABLE					5,119.99	---	---	---	5,119.99	---
FUND EQUITIES:										
UNOBLIGATED BALANCE					-684,717.31	---	---	---	65,259.89	117,749,977.20
ACCOUNTS PAYABLE					-454,038.90	---	---	---	-135,716.30	-318,322.60
					-0-	---	---	---	-65,336.42	-0-
SUBTOTAL 16			8134		---	1,118,535.93	---	1,183,872.35	---	---
BLACK LUNG DISABILITY TRUST FUND										
FUND RESOURCES:										
UNDISBURSED FUNDS	NO YEAR 20		8144		---	112,166,850.35	-3,550,000.00	108,616,850.35	---	---
TRANSFER TO:					---	---	---	---	---	---
LABOR, EMPLOYMENT STANDARDS ADMINISTRATION	NO YEAR 16 20		8144 15		---	---	3,550,000.00	3,526,105.52	---	23,854.48
FUND EQUITIES:										
UNOBLIGATED BALANCE					---	---	---	---	485.19	-485.19
ACCOUNTS PAYABLE					---	---	---	---	23,409.29	-23,409.29
					-0-	---	---	---	23,854.48	-0-
SUBTOTAL 20			8144		---	112,166,850.35	---	112,142,955.87	---	---
TOTAL, EMPLOYMENT STANDARDS ADMINISTRATION										
					---	556,678,987.32	---	415,836,053.57	140,842,933.75	---



Appropriations, Outlays, and Balances - Continued

Appropriation or Fund Account		Account symbol			Balances beginning of fiscal year	Appropriations and other obligatory authority 1/	Transfers, borrowings, and investments (net) 2/	Outlays (net)	Balances withdrawn and other transactions 3/	Balances end of fiscal year 4/
Title	Period of availability	Dept. Reg.	Account No.	Sub. No.						
MINE SAFETY AND HEALTH ADMINISTRATION-CONTINUED										
TRUST FUND ACCOUNTS										
CONTRIBUTED FUNDS, MINE SAFETY AND HEALTH ADMINISTRATION										
FUND RESOURCES:										
UNDISBURSED FUNDS	NO YEAR 16		8288		---	---	\$18,859.26	---	---	\$18,859.26
FUND EQUITIES:										
ACCOUNTS PAYABLE					---	---	---	\$18,859.26	---	-18,859.26
								18,859.26		-0-
	SUBTOTAL 16		8298		-0-					
TOTAL, MINE SAFETY AND HEALTH ADMINISTRATION . . . . .										
						\$73,266,355.53	3,478,154.98	\$60,688,141.85	16,056,368.66	---
BUREAU OF LABOR STATISTICS										
GENERAL FUND ACCOUNTS										
SALARIES AND EXPENSES, BUREAU OF LABOR STATISTICS										
FUND RESOURCES:										
UNDISBURSED FUNDS	1978 16		0200		---	84,015,000.00	---	73,764,182.50	1,739,705.41	8,511,112.09
	1977				\$6,686,581.06	---	---	4,581,194.55	455,867.45	1,649,519.06
	1976				1,871,768.94	---	-832,285.09	655,500.37	383,983.48	---
	PRIOR YEARS				486,306.29	---	832,285.09	23,708.87	154,671.65	1,140,210.86
					1,134,416.60	---	---	---	763,118.76	371,257.84
FUND EQUITIES:										
ACCOUNTS RECEIVABLE					---	---	---	---	-31,090.38	-2,208,780.23
ACCOUNTS PAYABLE					-2,239,870.61	---	---	---	1,524,157.34	-9,463,359.62
UNDELIVERED ORDERS					-7,939,202.28	---	---	---	4,990,413.71	-0-
	SUBTOTAL 16		0200		-0-	84,015,000.00	---	79,024,586.29		
INTRAGOVERNMENTAL FUNDS										
CONSOLIDATED WORKING FUND, LABOR, LABOR STATISTICS										
FUND RESOURCES:										
UNDISBURSED FUNDS	NO YEAR 16		3902		439,644.95	---	---	-22,098.97	---	461,743.92
	1978-79				---	---	---	-107,926.23	---	107,926.23
	1978				---	---	---	-903,642.11	615,181.21	288,460.90
	1977-78				1,133,461.78	---	---	687,125.15	431,933.51	14,403.12
	1977				1,079,529.02	---	---	1,143,116.99	-87,472.21	23,884.24
	1976-77				37,037.89	---	---	17,017.59	5,692.17	14,328.13
	1976				---	---	-10,206.24	-32,126.70	21,920.46	---
	1975-76				932.13	---	---	81.60	850.53	---
	PRIOR YEARS				38,295.34	---	10,206.24	2,680.01	25,451.42	20,360.15
					50,061.74	---	---	---	-138,163.30	188,225.04
FUND EQUITIES:										
UNOBLIGATED BALANCE					---	---	---	---	-643,419.34	-348,837.89
ACCOUNTS PAYABLE					-992,257.23	---	---	---	-1,014,236.47	-455,209.62
UNDELIVERED ORDERS					-1,469,446.09	---	---	---	-1,965.31	-315,284.22
	SUBTOTAL 16		3902		-317,249.53	---	---	784,227.33	-784,227.33	-0-
					-0-	---	---	---	---	---
TRUST FUND ACCOUNTS										
SPECIAL STATISTICAL WORK, BUREAU OF LABOR STATISTICS										
FUND RESOURCES:										
UNDISBURSED FUNDS	NO YEAR 16		8675		44,540.39	---	---	---	---	44,540.39
FUND EQUITIES:										
UNOBLIGATED BALANCE					---	---	---	---	463.65	-44,540.39
ACCOUNTS PAYABLE					-44,076.74	---	---	---	-463.65	---
	SUBTOTAL 16		8675		-0-	---	---	---	---	-0-
TOTAL, BUREAU OF LABOR STATISTICS . . . . .										
						84,015,000.00	---	79,808,813.62	4,206,186.38	---

GENERAL FUND ACCOUNTS		1978 16	0165																	
SALARIES AND EXPENSES, DEPARTMENTAL MANAGEMENT		1978 16	0165																	
FUND RESOURCES:																				
UNDISBURSED FUNDS		1977																		
PRIOR YEARS																				
ACCOUNTS RECEIVABLE																				
FUND EQUITIES:																				
ACCOUNTS PAYABLE																				
UNDELIVERED ORDERS																				
SUBTOTAL 16																				
SPECIAL FUND IN CURRENCY PROGRAM, DEPARTMENTAL MANAGEMENT																				
FUND RESOURCES:																				
UNDISBURSED FUNDS																				
FUND EQUITIES:																				
UNOBLIGATED BALANCE																				
ACCOUNTS PAYABLE																				
SUBTOTAL 16																				
INTRAGOVERNMENTAL FUNDS																				
WORKING CAPITAL FUND, DEPARTMENT OF LABOR																				
FUND RESOURCES:																				
UNDISBURSED FUNDS																				
ACCOUNTS RECEIVABLE																				
FUND EQUITIES:																				
UNOBLIGATED BALANCE																				
ACCOUNTS PAYABLE																				
UNDELIVERED ORDERS																				
SUBTOTAL 16																				
CONSOLIDATED WORKING FUND, LABOR, INTERNATIONAL LABOR AFFAIRS																				
FUND RESOURCES:																				
UNDISBURSED FUNDS																				
FUND EQUITIES:																				
UNOBLIGATED BALANCE																				
ACCOUNTS PAYABLE																				
UNDELIVERED ORDERS																				
SUBTOTAL 16																				
PRIOR YEARS 16																				
SUBTOTAL 16																				
CONSOLIDATED WORKING FUND, LABOR, DEPARTMENTAL MANAGEMENT																				
FUND RESOURCES:																				
UNDISBURSED FUNDS																				
FUND EQUITIES:																				
UNOBLIGATED BALANCE																				
ACCOUNTS PAYABLE																				
UNDELIVERED ORDERS																				
SUBTOTAL 16																				
PRIOR YEARS 16																				
SUBTOTAL 16																				
TOTAL, DEPARTMENTAL MANAGEMENT																				
DEDUCTIONS FOR OFFSETTING RECEIPTS 14/																				
PROPRIETARY RECEIPTS FROM THE PUBLIC																				
INTRABUDGETARY TRANSACTIONS																				
TOTAL																				
TOTAL, DEPARTMENT OF LABOR																				

FOOTNOTES AT END OF CHAPTER



### Appropriations, Outlays, and Balances – Continued

1 The amounts in this column, unless otherwise footnoted, represent appropriations, increases in borrowing authority or new contract authority. Appropriation accounts with appropriation transfer activity are presented in Table 1 (Appropriations and appropriation transfers) at the end of the chapter. For further detail on appropriations, increases in borrowing authority and new contract authority; see Tables 1, 2 and 6 respectively in Part Four – Information Tables.

2 For detail of transfer activity by account see Table 2 (Transfers – Other than Appropriation Transfers) at end of chapter. Amounts not appearing in Table 2, unless otherwise footnoted, represent transfers of obligated balances from lapsed appropriations to merged prior-year accounts pursuant to 31 U.S.C. 701, borrowings (net) or investments (net).

3 The amounts in this column, unless otherwise footnoted, represent unobligated balances withdrawn or restored pursuant to 31 U.S.C. 701 and changes in unfilled customer orders, accounts receivable, accounts payable, undelivered orders and unobligated balances.

4 Unobligated balance represents no-year or unexpired multiple-year account unless otherwise footnoted.

5 Subject to disposition by the administrative agency.

6 Excess of receivables over gross unpaid obligations.

7 Excludes \$42,089,733.12 refunds of taxes.

8 Includes net investment in U.S. public debt securities of \$3,530,142,000.00.

9 Includes \$27,503,772.27 that is subject to the disposition of the administrative agency.

10 Includes \$610,278.97 that is subject to the disposition of the administrative agency.

11 Includes \$749,977.20 that is subject to the disposition of the administrative agency.

12 Transfer of obligated balance from lapsed appropriation to merged prior-year account pursuant to 31 U.S.C. 701.

Account	Amount
1661200	\$103,936.78

13 Transfer of obligated balance to merged prior-year account from lapsed appropriation pursuant to 31 U.S.C. 701.

Account	Amount
16M1200	\$103,936.78

14 For detail by account see Table B – "Receipts by Organizational Unit."

**TABLE 1 - APPROPRIATIONS AND APPROPRIATION TRANSFERS**

Account Symbol	Net Appropriations and Appropriation Transfers	Appropriation Amount *	Net Appropriation Transfers	Detail of Appropriation Transfers		
				Accounts Involved	Amount From, Or To (-)	Citation of Law
1681200 1680165	\$73,266,355.53 66,428,000.00	\$ 8,000,000.00 65,470,000.00	\$65,266,355.53 958,000.00	1481200 1480102 1480107 1480108	\$65,266,355.53 146,000.00 766,000.00 46,000.00	91 STAT. 1317 91 STAT. 1317 91 STAT. 1317 91 STAT. 1317
TOTAL	\$139,694,355.53	\$73,470,000.00	\$66,224,355.53		\$66,224,355.53	

\*Appropriations to accounts which did not have appropriation transfer activity during the fiscal year are not included in this table.

TABLE 2 - TRANSFERS (OTHER THAN APPROPRIATION TRANSFERS - TABLE 1)

Account Symbol	Net Transfers	Details of Transfers		
		Accounts Involved	Amount From Or To (-)	Citation of Law
168/90174	-663,065,000.00	12-168/90174	-636,966,000.00	29 USC 801 note
167/90174	120,000,000.00	14-168/90174	-25,099,000.00	29 USC 801 note
167/80174	-203,331,500.00	81-168/90174	-1,000,000.00	29 USC 801 note
		167/80174	120,000,000.00	92 STAT., 23, 29
		167/90174	-120,000,000.00	91 STAT., 528, 529
		12-167/80174	853,000.00	91 STAT., 627, 631
		14-167/80174	-65,530,500.00	29 USC 801 note
		44-167/80174	-8,000,000.00	29 USC 801 note
		81-167/80174	-1,420,000.00	29 USC 811 note
		86-167/80174	-9,234,000.00	29 USC 801 note
		168/90174	36,966,000.00	29 USC 801 note
12-168/90174	36,966,000.00	168/90174	-553,000.00	91 STAT., 627, 631
12-157/90174	-853,000.00	168/90174	25,099,000.00	29 USC 801 note
14-167/80174		14-168/90174(01)	-1,359,000.00	29 USC 801 note
		14-168/90174(06)	-23,740,000.00	29 USC 801 note
		167/80174	65,530,500.00	29 USC 801 note
		14-167/80174(06)	-65,530,500.00	29 USC 801 note
		14-163/90174	1,359,000.00	29 USC 801 note
		14-167/80174(01)	-40,000.00	29 USC 801 note
		14-168/90174	23,740,000.00	29 USC 801 note
		14-167/80174	55,530,500.00	29 USC 801 note
		167/80174	40,000.00	29 USC 801 note
		168/90174	8,000,000.00	29 USC 801 note
		168/90174	1,000,000.00	29 USC 801 note
		167/80174	1,420,000.00	29 USC 801 note
44-167/80174	8,000,000.00			
1-168/90174	1,000,000.00			
51-167/80174	1,420,000.00			
16-167/80174	\$9,234,000.00	167/80174	\$9,234,000.00	29 USC 801 note
20X8042	-216,998,762.53	60X8011	-14,700,000.00	45 USC 360
		16-20X8042(031)	72,449.50	74 STAT., 973
		16-20X8042(031)	4,683,787.97	74 USC 701-708
		60-20X8042(01)	-197,635,000.00	74 STAT., 973
		60-20X8042(02)	-9,400,000.00	42 USC 1104
		20X8042	-9,400,000.00	42 USC 1104
		20X8042	-52,449.50	74 STAT., 973
		20X8042	-4,683,787.97	74 USC 701-708
		20X8042	192,635,000.00	31 USC 701-708
		20X8042	9,400,000.00	74 STAT., 973
		60X8011	-5,000,000.00	45 USC 360
		20X8144	9,400,000.00	42 USC 1104
		16-20X8144(15)	-3,550,000.00	30 USC 934
		20X8144	3,550,000.00	30 USC 934
		1471200	3,201,204.54	30 USC 934
		1661200	143,407.73	91 STAT., 1317
		16M1200	103,808.07	91 STAT., 1317
		16X3908	8,546.00	91 STAT., 1317
		1673908	2,269.38	91 STAT., 1317
		1663908	0.00	91 STAT., 1317
		16X8288	18,859.26	91 STAT., 1317
		TOTAL	\$-16,221,845.02	

Appropriations, Outlays, and Balances - Continued

Appropriation or Fund Account Title	Period of availability	Account symbol		Balances beginning of fiscal year	Appropriations and other obligations authority 1/	Transfers, borrowings, and investments (net) 2/	Outlays (net)	Balances withdrawn and other transactions 3/	Balances end of fiscal year 4/
		Dept. Acct. No.	Sub. No.						
DEPARTMENT OF STATE									
ADMINISTRATION OF FOREIGN AFFAIRS									
GENERAL FUND ACCOUNTS									
SALARIES AND EXPENSES, STATE									
FUND RESOURCES:									
UNDISBURSED FUNDS	1978 19	0113		\$94,640,221.36	\$621,037,000.00	-\$111,000.00	\$568,935,733.51	\$704,289.12	\$51,285,977.37
	1977			22,806,599.08			7,667,071.41	4,892,708.43	14,975,142.45
	1976						2,587,755.88	-2,587,755.88	
	PRIOR YEARS								6,115,178.12
TRANSFER TO:									
NATIONAL COMMISSION ON THE									
INTERNATIONAL YEAR OF THE CHILD,									
	1978 48 19	0113 20		59,906,977.06		111,000.00	96,542.39	212.55	14,245.06
	1977								117,031,937.20
	1976								
	PRIOR YEARS								
ACCOUNTS RECEIVABLE									
FUND RESOURCES:									
ACCOUNTS RECEIVABLE	1978 19	0545		332,257.28	2,500,000.00		2,187,081.91	1,523.02	305,389.07
	1977			1,526.50			325,963.15	6,294.13	
	1976						204.78	489.21	
	PRIOR YEARS								
REPRESENTATION ALLOWANCES, STATE									
FUND RESOURCES:									
UNDISBURSED FUNDS	1978 19	0545		3,083.11					
	1977								
	1976								
	PRIOR YEARS								
ACCOUNTS RECEIVABLE									
FUND RESOURCES:									
UNOBLIGATED BALANCE	1978 19	0545		336,866.89					
	1977								
	1976								
	PRIOR YEARS								
ACQUISITION, OPERATION, AND MAINTENANCE OF BUILDINGS ABROAD, STATE									
FUND RESOURCES:									
UNDISBURSED FUNDS	NO YEAR 19	0535		69,724,938.08	113,310,000.00		43,529,243.43		139,505,694.65
				12,918,929.64				6,064,654.38	6,854,275.26
FUND RESOURCES:									
ACCOUNTS RECEIVABLE	NO YEAR 19	0535		38,413,130.39					
				14,265,789.60					
				29,964,947.73					
ACQUISITION, OPERATION AND MAINTENANCE OF BUILDINGS ABROAD, SPECIAL FOREIGN CURRENCY PROGRAM, STATE									
FUND RESOURCES:									
UNDISBURSED FUNDS	NO YEAR 19	0538		37,280,235.82	7,520,000.00		13,754,110.02		31,046,125.80
				26,762,282.15					
				10,517,953.67					
FUND RESOURCES:									
UNOBLIGATED BALANCE	NO YEAR 19	0538		622,737.69					
				180,995.90					
				15,003.00					
EMERGENCIES IN THE DIPLOMATIC AND CONSULAR SERVICE, STATE									
FUND RESOURCES:									
UNDISBURSED FUNDS	1978 19	0522		818,736.59	2,350,000.00		1,647,583.59		702,416.41
	1977						117,975.25	398,367.84	106,354.60
	1976								
	PRIOR YEARS								
FUND RESOURCES:									
ACCOUNTS RECEIVABLE	1978 19	0522		818,736.59					
PAYMENT TO THE FOREIGN SERVICE RETIREMENT AND DISABILITY FUND, STATE									
FUND RESOURCES:									
UNDISBURSED FUNDS	1978 19	0540			1,074,070,000.00		1,074,070,000.00		



Appropriations, Outlays, and Balances - Continued

Appropriation or Fund Account Title	Period of availability	Account symbol			Balances beginning of fiscal year	Appropriations and other obligations authority	Transfers, borrowings, and investments (net)	Outlays (net)	Balances withdrawn and other transactions	Balances end of fiscal year
		Dept. Reg.	Tr. No.	Sub No.						
INTERNATIONAL ORGANIZATIONS AND CONFERENCES										
GENERAL FUND ACCOUNTS										
CONTRIBUTIONS TO INTERNATIONAL ORGANIZATIONS, STATE FUND RESOURCES:	1978-1977	19	1126		\$390,106,000.00		\$274,732,782.93	\$1,393,635.04	\$115,373,217.07	
UNDISBURSED FUNDS	1977						56,796,973.81	251.35	402,900.00	
	1976						55,436.65	-504.46	504.46	
ACCOUNTS RECEIVABLE FUND EQUITIES:										
ACCOUNTS PAYABLE		19	1125		390,106,000.00		331,585,193.39	57,127,424.68	-115,776,621.53	
								58,520,806.61	-0-	
SUBTOTAL		19	1126							
CONTRIBUTIONS FOR INTERNATIONAL PEACEKEEPING ACTIVITIES, STATE FUND RESOURCES:	1978-1975	19	1124		47,400,000.00		27,003,073.76		20,396,926.24	
UNDISBURSED FUNDS	1975						-105.79			
							105.79			
SUBTOTAL		19	1124							
ACCOUNTS RECEIVABLE FUND EQUITIES:										
ACCOUNTS PAYABLE UNDELIVERED ORDERS								10,396,926.24	-10,396,926.24	
								10,000,000.00	-10,000,000.00	
								20,397,032.03	-0-	
MISSIONS TO INTERNATIONAL ORGANIZATIONS, STATE FUND RESOURCES:	1973-1977	19	1127		11,118,000.00		9,823,396.98	46,356.59	1,243,246.43	
UNDISBURSED FUNDS	1977						35,206.97	99,841.71	92,367.70	
	1976						155,242.47	92,750.00		
							2,407.99	2,407.99	176.54	
								-14,543.53	1,325,673.32	
ACCOUNTS RECEIVABLE FUND EQUITIES:										
UNOBLIGATED BALANCE ACCOUNTS PAYABLE UNDELIVERED ORDERS								83,163.67	81,831.63	
								219,737.10	-1,573,987.89	
								569,887.54	-1,000,431.24	
								1,099,451.07	-0-	
SUBTOTAL		19	1127							
INTERNATIONAL CONFERENCES AND CONFERENCES, STATE FUND RESOURCES:	NO YEAR 1977	19	1125		8,000,000.00		6,078,984.13		3,544,824.74	
UNDISBURSED FUNDS	1977						2,975,678.58	183,820.43	865,515.69	
	1976						-3,027.07	10,821.68	7,128.32	
							5,624.60	77,584.09		
								-201.00		
								400,035.55	833,540.50	
								-184,339.96	703,276.29	
ACCOUNTS RECEIVABLE FUND EQUITIES:										
UNOBLIGATED BALANCE ACCOUNTS PAYABLE UNDELIVERED ORDERS								-459,018.50	-1,164,764.37	
								1,465,481.93	-3,362,935.48	
								1,376,106.86	-1,446,585.69	
								-461,259.88	-0-	
SUBTOTAL		19	1125							
INTERNATIONAL TRADE NEGOTIATIONS, STATE FUND RESOURCES:	1978-1977	19	1147		4,297,000.00		3,790,037.07		506,962.93	
UNDISBURSED FUNDS	1977						730,442.02	2,164.60	173,352.18	
	1976						48,135.17	15,235.61		
							7,364.87	87,260.99	90,412.75	
								-86,945.02	122,414.45	
ACCOUNTS RECEIVABLE FUND EQUITIES:										
ACCOUNTS PAYABLE UNDELIVERED ORDERS								-507,754.14	-594,533.77	
								214,059.04	-298,608.58	
								-278,979.13	-0-	
SUBTOTAL		19	1147							

NO YEAR 19	8812	26,591.89	45,000.00	26,305.71	45,286.18
SUBTOTAL 19 8812					
TOTAL, INTERNATIONAL ORGANIZATIONS AND CONFERENCES . . . . .					
GENERAL FUND ACCOUNTS					
SALARIES AND EXPENSES, INTERNATIONAL BOUNDARY AND WATER COMMISSION UNITED STATES AND MEXICO, STATE FUND RESOURCES:					
UNDISBURSED FUNDS					
1978 19	1069	713,172.80	6,620,000.00	5,906,828.88	761,469.29
1977		38,015.98		34,873.87	40,075.23
1976		10,414.13		7,353.97	
PRIOR YEARS					
		12,655.96		10,144.84	2,774.23
ACCOUNTS RECEIVABLE					
FUND EQUITIES:					
ACCOUNTS PAYABLE					
UNDELIVERED ORDERS					
SUBTOTAL 19 1069					
CONSTRUCTION, INTERNATIONAL BOUNDARY AND WATER COMMISSION, UNITED STATES AND MEXICO, STATE FUND RESOURCES:					
UNDISBURSED FUNDS					
NO YEAR 10	1078	12,198,209.89	17,000,000.00	6,848,991.05	22,169,218.83
NO YEAR 96 19	1078	214,255.71		425,993.50	358,262.21
		1,629.72			651.66
TRANSFER TO:					
CORPS OF ENGINEERS, CIVIL					
ACCOUNTS RECEIVABLE					
UNOBLIGATED BALANCE					
ACCOUNTS PAYABLE					
UNDELIVERED ORDERS					
SUBTOTAL 19 1078					
AMERICAN SECTIONS, INTERNATIONAL COMMISSIONS, STATE FUND RESOURCES:					
UNDISBURSED FUNDS					
1978 19	1082	301,175.32	2,288,000.00	1,221,242.81	480,840.31
1977		65,777.32		208,774.75	9,340.43
1976				69,635.79	
TRANSFER TO:					
INTERIOR, GEOLOGICAL SURVEY					
ACCOUNTS RECEIVABLE					
FUND EQUITIES:					
ACCOUNTS PAYABLE					
UNDELIVERED ORDERS					
SUBTOTAL 19 1082					
INTERNATIONAL FISHERIES COMMISSIONS, STATE FUND RESOURCES:					
UNDISBURSED FUNDS					
1978 19	1087	5,112.75	6,245,000.00	5,036,064.47	1,449.70
1977				4,975.35	91.60
ACCOUNTS RECEIVABLE					
FUND EQUITIES:					
ACCOUNTS PAYABLE					
SUBTOTAL 19 1087					
TOTAL, INTERNATIONAL COMMISSIONS . . . . .					
TOTAL, INTERNATIONAL COMMISSIONS . . . . .					
TOTAL, INTERNATIONAL COMMISSIONS . . . . .					

FOOTNOTES AT END OF CHAPTER

Appropriations, Outlays, and Balances - Continued

Appropriation or Fund Account		Account symbol				Balances beginning of fiscal year	Appropriations and other obligational authority <sup>1/</sup>	Transfers, borrowings, and investments (net) <sup>2/</sup>	Outlays (net)	Balances withdrawn and other transactions <sup>3/</sup>	Balances end of fiscal year <sup>4/</sup>
Title	Period of availability	Dept. Reg.	Account No.	Sub. No.							
EDUCATIONAL EXCHANGE <sup>2/</sup>											
OTHER											
GENERAL FUND ACCOUNTS											
MIGRATION AND REFUGEE ASSISTANCE, STATE											
FUND RESOURCES:											
UNDISBURSED FUNDS	1978 <sup>10</sup>		1143			\$66,869,000.00		\$53,847,841.92	\$203,450.94	\$12,817,707.14	
1977-DECEMBER 31, 1977					\$8,434,153.18			8,272,285.02	6,813.85	205,049.33	
1976-DECEMBER 31, 1977					135,142.55			95,000.13	11,504.39	25,578.03	
1975-DECEMBER 31, 1976					1,079,913.08			1,588,111.11	82,164.31	11,761.66	
PRIOR YEARS					1,578.06			713.37	755.53		
					1,331.28			-13,057.73	18,057.73		
					399,631.72			720.63	66.73	623.08	
ACCOUNTS RECEIVABLE									-3,420,529.81	5,822,211.53	
FUND EQUITIES:											
UNOBLIGATED BALANCE					-2,077,553.03				-2,023,076.47	8,455,476.56	
ACCOUNTS PAYABLE					-1,494,957.02				3,683,155.95	-10,183,127.98	
UNDELIVERED ORDERS					-5,567,189.82				1,026,141.41	-6,653,331.23	
					-0-				4,656,549.55	-0-	
						66,869,000.00		67,212,450.45			
UNITED STATES EMERGENCY REFUGEE AND MIGRATION ASSISTANCE FUND, FUNDS APPROPRIATED TO THE PRESIDENT <sup>2/</sup>											
FUND RESOURCES:											
UNDISBURSED FUNDS	NO YEAR 11		0040		2,000,000.00	12,500,000.00	-1,750,000.00			2,750,000.00	
TRANSFER TO: STATE	NO YEAR 19 11		0040		3,728,325.89		11,750,000.00	13,063,289.85		2,395,036.04	
ACCOUNTS RECEIVABLE					500,000.00				405,044.42	94,955.58	
FUND EQUITIES:											
UNOBLIGATED BALANCE					-5,000,000.00				-1,440,330.14	-3,559,669.86	
ACCOUNTS PAYABLE					-1,228,325.89				-220,132.83	-1,008,193.06	
UNDELIVERED ORDERS									672,128.70	-672,128.70	
					-0-	12,500,000.00		13,683,289.85	-583,289.85	-0-	
ASSISTANCE TO REFUGEES FROM THE SOVIET UNION AND OTHER COMMUNIST COUNTRIES IN EASTERN EUROPE, STATE											
FUND RESOURCES:											
UNDISBURSED FUNDS	PRIOR YEARS 19		1146						-8.89	3.89	
SPECIAL ASSISTANCE TO REFUGEES FROM CAMBODIA AND VIETNAM, STATE											
FUND RESOURCES:											
UNDISBURSED FUNDS	1975-76 19		1144		1,034,153.60		-1,506,806.46	-4,607,520.08	4,134,872.22		
PRIOR YEARS							1,506,806.46			1,506,806.46	
TRANSFER TO: HEALTH, EDUCATION, AND WELFARE, DEPARTMENTAL MANAGEMENT	1975-76 75 19		1144		342,470.36		-144,897.27	125,755.31	71,516.68		
PRIOR YEARS					90,272.90		144,307.37		15,854.15	344,857.37	
ACCOUNTS RECEIVABLE										74,418.71	
FUND EQUITIES:											
UNOBLIGATED BALANCE					-1,104,090.27				300,503.99	-1,454,609.26	
ACCOUNTS PAYABLE					-362,811.59				-151,297.81	-237,513.78	
UNDELIVERED ORDERS					-0-					-0-	
									4,491,742.27		
									4,491,742.27		
PAYMENT TO THE REPUBLIC OF PANAMA, STATE											
FUND RESOURCES:											
UNDISBURSED FUNDS	1978 19		2026			2,326,200.00		2,323,200.00			
EIGHTH PAN AMERICAN GAMES, STATE											
FUND RESOURCES:											
UNDISBURSED FUNDS	NO YEAR 19		1150		10,000,000.00			3,310,575.45		6,689,424.55	
FUND EQUITIES:											
UNOBLIGATED BALANCE					-4,000,000.00				2,689,424.55	-6,669,424.55	
ACCOUNTS PAYABLE					-6,000,000.00				-8,000,000.00		
UNDELIVERED ORDERS					-0-				-3,310,575.45	-0-	

816 O . . .

STATE  
 FUND RESOURCES:  
 UNDISBURSED FUNDS  
 TRANSFER TO:  
 GENERAL SERVICES ADMINISTRATION  
 FUND EQUITIES:  
 UNOBLIGATED BALANCE  
 ACCOUNTS PAYABLE  
 UNDELIVERED ORDERS

NO YEAR 19 5151  
 NO YEAR 47 19 5151  
 SUBTOTAL 19 5151

344,774.43	---	---	---	---	---	---
866,855.44	---	---	---	---	---	---
-505,779.98	---	---	---	---	---	---
-132,579.21	---	---	---	---	---	---
-523,270.63	---	---	---	---	---	---
-0-	---	---	---	---	---	---
TOTAL, OTHER . . . . .		81,657,200.00	---	---	---	---
DEDUCTIONS FOR OFFSETTING RECEIPTS <sup>10/</sup>						
PROPRIETARY RECEIPTS FROM THE PUBLIC		-14,025,659.76	---	---	---	---
INTRABUDGETARY TRANSACTIONS		-132,598,737.96	---	---	---	---
TOTAL . . . . .		-146,624,397.72	---	---	---	---
TOTAL, DEPARTMENT OF STATE . . . . .		1,483,059,300.66	---	---	---	---

FOOTNOTES AT END OF CHAPTER



### Appropriations, Outlays, and Balances - Continued

1 The amounts in this column, unless otherwise footnoted, represent appropriations, increases in borrowing authority or new contract authority. Appropriation accounts with appropriation transfer activity are presented in Table 1 (Appropriations and appropriation transfers) at the end of the chapter. For further detail on appropriations, increases in borrowing authority and new contract authority; see Tables 1, 2 and 6 respectively in Part Four - Information Tables.

accounts pursuant to 31 U.S.C. 701, borrowings (net) or investments (net).

7 Activity transferred to International Communication Agency, in Independent Agencies.

3 The amounts in this column, unless otherwise footnoted, represent unobligated balances withdrawn or restored pursuant to 31 U.S.C. 701 and changes in unfilled customer orders, accounts receivable, accounts payable, undelivered orders and unobligated balances.

8 Includes \$48,853.48 that is the excess of receivables over gross unpaid obligations.

9 Activity transferred from Emergency Refugee and Migration Assistance, Funds Appropriated to the President.

4 Unobligated balance represents no-year or unexpired multiple-year account unless otherwise footnoted.

10 For detail by account see Table B - "Receipts by Organizational Unit."

5 Excess of receivables over gross unpaid obligations.

6 Includes \$82,987.13 excess of receivables over gross unpaid obligations.

2 For detail of transfer activity by account see Table 2 (Transfers - Other than Appropriation Transfers) at end of chapter. Amounts not appearing in Table 2, unless otherwise footnoted, represent transfers of obligated balances from lapsed appropriations to merged prior-year

**TABLE 1 - APPROPRIATIONS AND APPROPRIATION TRANSFERS**

Account Symbol	Net Appropriations and Appropriation Transfers	Appropriation Amount*	Net Appropriation Transfers	Detail of Appropriation Transfers		
				Accounts Involved	Amount From, Or To (-)	Citation of Law
1980113	\$621,037,000.00	\$621,432,000.00	-\$395,000.00	6780201	-\$395,000.00	31 USC 581c
TOTAL	\$621,037,000.00	\$621,432,000.00	-\$395,000.00		-\$395,000.00	

\*Appropriations to accounts which did not have appropriation transfer activity during the fiscal year are not included in this table.

**TABLE 2 - TRANSFERS (OTHER THAN APPROPRIATION TRANSFERS - TABLE 1)**

Account Symbol	Net Transfers	Details of Transfers		
		Accounts Involved	Amount From Or To (-)	Citation of Law
1980113	-\$111,000.00	48-1980113(20)	-\$111,000.00	22 USC 2675
19X1078	-570,000.00	96-19X1078	-570,000.00	31 USC 686,686-1
6-19X1078	570,000.00	19X1078	570,000.00	31 USC 686,686-1
1981082	-392,000.00	14-1981082(08)	-392,000.00	91 STAT. 423
4-1981082(08)	392,000.00	1981082	392,000.00	91 STAT. 423
11X0040	-11,750,000.00	19-11X0040	-11,750,000.00	22 USC 2601
9-11X0040	11,750,000.00	11X0040	11,750,000.00	91 STAT. 1230 22 USC 2601 91 STAT. 1230

Account Symbol	Net Transfers	Details of Transfers		
		Accounts Involved	Amount From Or To (-)	Citation of Law
19X5151	-\$75,000.00	47-19X5151	-\$75,000.00	82 STAT. 958 87 STAT. 74,640
47-19X5151	75,000.00	19X5151	75,000.00	82 STAT. 958 87 STAT. 74,640
48-1980113(20)	111,000.00	1980113	111,000.00	22 USC 2675
TOTAL	\$0		\$0	

FOOTNOTES



Appropriations, Outlays, and Balances - Continued

Appropriation or Fund Account Title	Period of availability	Account symbol		Balances beginning of fiscal year	Appropriations and other obligations authority	Outlays (net)	Balances withdrawn and other transactions	Balances end of fiscal year
		Dept. Reg. Tr. From	Account No. Sub. No.					
<b>DEPARTMENT OF TRANSPORTATION</b>								
<b>OFFICE OF THE SECRETARY</b>								
<b>GENERAL FUND ACCOUNTS</b>								
SALARIES AND EXPENSES, OFFICE OF THE SECRETARY, DEPARTMENT OF TRANSPORTATION								
FUND RESOURCES:								
UNDISBURSED FUNDS	NO YEAR 69	0102		\$54,642.34				5/- \$43,953.62
	1978				\$34,904,000.00		\$684,486.01	3,688,334.55
	1977			2,904,515.44			433,851.74	186,651.03
	1976			1,051,140.15			28,872.71	
	PRIOR YEARS			206,644.51			-79,133.47	975,266.05
TRANSFER TO:								
FEDERAL RAILROAD ADMINISTRATION	NO YEAR 69	0102	7	113,664.15				29,164.37
PRIOR YEARS				11,211.30			11,211.30	
				1,709,012.78			442,193.49	1,266,819.29
				189,237.03			-169,683.46	358,520.49
ACCOUNTS RECEIVABLE								
UNFILLED CUSTOMER ORDERS								
FUND EQUITIES:								
UNOBLIGATED BALANCE				-71,429.64				-71,429.64
ACCOUNTS PAYABLE				-1,556,976.51				-1,418,269.69
UNDELIVERED ORDERS				-4,608,648.55				-4,572,269.87
				-0-	249,740.00			-0-
SUBTOTAL 69 0102								
TRANSPORTATION PLANNING, RESEARCH AND DEVELOPMENT, OFFICE OF THE SECRETARY								
DEPARTMENT OF TRANSPORTATION								
FUND RESOURCES:								
UNDISBURSED FUNDS	NO YEAR 69	0142		19,009,549.25	16,000,000.00			17,658,332.16
TRANSFER TO:								
NATIONAL HIGHWAY TRAFFIC SAFETY	NO YEAR 69	0142	6					
ADMINISTRATION	NO YEAR 69	0142	13	300.00				300.00
FEDERAL AVIATION ADMINISTRATION					3,000,000.00			2,891,689.50
ACCOUNTS RECEIVABLE				9,440,330.36				3,908,635.27
UNFILLED CUSTOMER ORDERS				1,214,713.80				1,133,701.69
FUND EQUITIES:								
UNOBLIGATED BALANCE				-12,152,447.89				-1,646,584.81
ACCOUNTS PAYABLE				-1,243,539.15				-3,421,085.44
UNDELIVERED ORDERS				-16,308,906.37				-20,518,988.37
				-0-	16,000,000.00			-0-
SUBTOTAL 69 0142								
TRANSPORTATION RESEARCH ACTIVITIES OVERSEAS, SPECIAL FOREIGN CURRENCY PROGRAM, OFFICE OF THE SECRETARY, DEPARTMENT OF TRANSPORTATION								
FUND RESOURCES:								
UNDISBURSED FUNDS	NO YEAR 69	0105		159,326.16				100,894.75
FUND EQUITIES:								
UNOBLIGATED BALANCE				-66,677.54				-63,331.70
UNDELIVERED ORDERS				-52,648.62				-37,563.05
				-0-				-0-
SUBTOTAL 69 0105								
INTRAGOVERNMENTAL FUNDS								
WORKING CAPITAL FUND, TRANSPORTATION								
FUND RESOURCES:								
UNDISBURSED FUNDS	NO YEAR 69	4520		-4,785,676.99	9,000,000.00			10,457,478.36
ACCOUNTS RECEIVABLE				8,179,993.52				2,894,460.10
UNFILLED CUSTOMER ORDERS				5,159,904.61				5,870,966.68
FUND EQUITIES:								
UNOBLIGATED BALANCE				-1,358,733.39				-1,647,054.46
ACCOUNTS PAYABLE				-2,035,582.95				-2,881,329.00
UNDELIVERED ORDERS				-5,159,904.61				-5,870,966.68
				-0-	9,000,000.00			-0-
SUBTOTAL 69 4520								
TOTAL, OFFICE OF THE SECRETARY . . . . .								
					245,740.00		18,258,906.17	
					59,504,000.00			
						41,854,833.83		





NO YEAR 69 8420 2 143,644.50 - - - - - - - - - - - - 211,800.21  
NO YEAR 69 8420 2 143,644.50 - - - - - - - - - - - - -207,912.40  
FUND RESOURCES: UNDISBURSED FUNDS 109,754.69 - - - - - - - - - - - - -3,865.81  
FUND EQUITIES: UNOBLIGATED BALANCE -3,865.81 - - - - - - - - - - - - - - - - -  
ACCOUNTS PAYABLE -  
TOTAL, COAST GUARD . . . . . 1,433,842,645.36 - - - - - - - - - - - - -149,780,436.12

FEDERAL AVIATION ADMINISTRATION  
GENERAL FUND ACCOUNTS

OPERATIONS, FEDERAL AVIATION ADMINISTRATION  
FUND RESOURCES: UNDISBURSED FUNDS  
NO YEAR 69 1301 1978 458,667.83 - - - - - - - - - - - - -200,637.85  
1977 132,870,656.86 - - - - - - - - - - - - -131,903,900.74  
1976 12,894,753.32 - - - - - - - - - - - - -15,443,935.61  
PRIOR YEARS 2,601,358.53 - - - - - - - - - - - - -2,500,780.75  
TRANSFER TO: DEFENSE AGENCIES  
1978 97 69 1301 278,079.22 - - - - - - - - - - - - -783,329.61  
1977 351,031.17 - - - - - - - - - - - - -8,251.95  
1976 86,708.31 - - - - - - - - - - - - -126,954.11  
PRIOR YEARS 18,560,638.24 - - - - - - - - - - - - -255,868.77  
520,276.76 - - - - - - - - - - - - -422,230.57  
ACCOUNTS RECEIVABLE  
UNDELIVERED CUSTOMER ORDERS  
UNOBLIGATED BALANCE  
ACCOUNTS PAYABLE  
UNDELIVERED ORDERS  
SUBTOTAL 69 1301 14,267,578.17 - - - - - - - - - - - - -104,814,882.74  
135,303.54 - - - - - - - - - - - - -60,402,089.81  
26,802.76 - - - - - - - - - - - - - - - - -  
TRANSFER TO: DEFENSE AGENCIES  
1978 69 1303 2,638,130.65 - - - - - - - - - - - - -16,100,875.65  
1976 73,424.94 - - - - - - - - - - - - -220,160.93  
1977 3,021.45 - - - - - - - - - - - - -129,911.49  
PRIOR YEARS 35,220.41 - - - - - - - - - - - - -34,897.39  
3,807.31 - - - - - - - - - - - - -16,881.27  
TRANSFER TO: DEFENSE AGENCIES  
1978 69 1303 19,627,820.51 - - - - - - - - - - - - -34,444,665.57  
1976 2,400,076.04 - - - - - - - - - - - - -673,633.83  
1977 1,399,997.91 - - - - - - - - - - - - -12,415,845.07  
PRIOR YEARS 1,458,843 - - - - - - - - - - - - -3,444,415.65  
-21,671.63 - - - - - - - - - - - - -12,415,845.07  
87,873.97 - - - - - - - - - - - - - - - - -  
TRANSFER TO: DEFENSE AGENCIES  
1978 69 1332 22,293,000.00 - - - - - - - - - - - - -2,322,512.42  
1977 2,400,076.04 - - - - - - - - - - - - -167,012.25  
1976 1,399,997.91 - - - - - - - - - - - - - - - - -  
PRIOR YEARS 1,458,843 - - - - - - - - - - - - -34,444,665.57  
-21,671.63 - - - - - - - - - - - - -673,633.83  
87,873.97 - - - - - - - - - - - - -12,415,845.07

OPERATION AND MAINTENANCE, METROPOLITAN WASHINGTON AIRPORTS, FEDERAL AVIATION ADMINISTRATION

FUND RESOURCES: UNDISBURSED FUNDS  
NO YEAR 69 1333 1978 310,525.56 - - - - - - - - - - - - -60,717.29  
1977 47,505,224 - - - - - - - - - - - - -5,368,440.12  
1976 5,661,231.08 - - - - - - - - - - - - -4,444,555.06  
PRIOR YEARS 1,634,106.89 - - - - - - - - - - - - -8,557,202.10  
13,870,798 - - - - - - - - - - - - -2,619,011.69  
TRANSFER TO: FEDERAL HIGHWAY ADMINISTRATION  
NO YEAR 69 1333 118,536.32 - - - - - - - - - - - - -28,768.28  
1977 79 118,736.39 - - - - - - - - - - - - -119,964.25  
1976 78 28,876.58 - - - - - - - - - - - - -4,444,555.06  
1975 77 420,332.26 - - - - - - - - - - - - -3,444,415.65

OPERATION AND MAINTENANCE, METROPOLITAN WASHINGTON AIRPORTS, FEDERAL AVIATION ADMINISTRATION

FUND RESOURCES: UNDISBURSED FUNDS  
NO YEAR 69 1333 1978 310,525.56 - - - - - - - - - - - - -60,717.29  
1977 47,505,224 - - - - - - - - - - - - -5,368,440.12  
1976 5,661,231.08 - - - - - - - - - - - - -4,444,555.06  
PRIOR YEARS 1,634,106.89 - - - - - - - - - - - - -8,557,202.10  
13,870,798 - - - - - - - - - - - - -2,619,011.69  
TRANSFER TO: FEDERAL HIGHWAY ADMINISTRATION  
NO YEAR 69 1333 118,536.32 - - - - - - - - - - - - -28,768.28  
1977 79 118,736.39 - - - - - - - - - - - - -119,964.25  
1976 78 28,876.58 - - - - - - - - - - - - -4,444,555.06  
1975 77 420,332.26 - - - - - - - - - - - - -3,444,415.65

FOOTNOTES AT END OF CHAPTER

Appropriations, Outlays, and Balances - Continued

Appropriation or Fund Account Title	Period of availability	Account symbol		Balances beginning of fiscal year	Appropriations and other obligational authority 1/	Transfers, borrowings, and investments (net) 2/	Outlays (net)	Balances withdrawn and other transactions 3/	Balances end of fiscal year 4/
		Dept. Tr. No.	Account Sub. No.						
FEDERAL AVIATION ADMINISTRATION-CONTINUED									
GENERAL FUND ACCOUNTS-CONTINUED									
CONSTRUCTION, METROPOLITAN WASHINGTON AIRPORTS, FEDERAL AVIATION ADMINISTRATION - CONTINUED									
FUND RESOURCES:- CONTINUED									
UNFILLED CUSTOMER ORDERS									
FUND EQUITIES:									
UNOBLIGATED BALANCE									
ACCOUNTS PAYABLE									
UNDELIVERED ORDERS									
SUBTOTAL	69	1333							
CIVIL SUPERSONIC AIRCRAFT DEVELOPMENT TERMINATION, FEDERAL AVIATION ADMINISTRATION									
FUND RESOURCES:									
UNDISBURSED FUNDS									
FUND EQUITIES:									
UNOBLIGATED BALANCE									
ACCOUNTS PAYABLE									
UNDELIVERED ORDERS									
SUBTOTAL	69	0106							
RESEARCH AND DEVELOPMENT, FEDERAL AVIATION ADMINISTRATION									
FUND RESOURCES:									
UNDISBURSED FUNDS									
FUND EQUITIES:									
UNOBLIGATED BALANCE									
ACCOUNTS PAYABLE									
UNDELIVERED ORDERS									
SUBTOTAL	69	1300							
CIVIL SUPERSONIC AIRCRAFT DEVELOPMENT, FEDERAL AVIATION ADMINISTRATION									
FUND RESOURCES:									
UNDISBURSED FUNDS									
FUND EQUITIES:									
UNOBLIGATED BALANCE									
UNDELIVERED ORDERS									
SUBTOTAL	69	1358							
SAFETY REGULATION, FEDERAL AVIATION ADMINISTRATION									
FUND RESOURCES:									
UNDISBURSED FUNDS									
FUND EQUITIES:									
UNOBLIGATED BALANCE									
UNDELIVERED ORDERS									
SUBTOTAL	69	1307							
UNITED STATES INTERNATIONAL AERONAUTICAL EXPOSITION, FEDERAL AVIATION ADMINISTRATION									
FUND RESOURCES:									
UNDISBURSED FUNDS									
FUND EQUITIES:									
UNOBLIGATED BALANCE									
UNDELIVERED ORDERS									
SUBTOTAL	69	1302							
PUBLIC ENTERPRISE FUNDS									
AVIATION INSURANCE REVOLVING FUND									
FUND RESOURCES:									
UNDISBURSED FUNDS									
INVESTMENTS IN PUBLIC DEBT SECURITIES									
ACCOUNTS RECEIVABLE									
FUND EQUITIES:									
UNOBLIGATED BALANCE									
ACCOUNTS PAYABLE									
UNDELIVERED ORDERS									
SUBTOTAL	69	4120							

TRUST FUND ACCOUNTS									
GRANTS-IN-AID FOR AIRPORTS, LIQUIDATION OF CONTRACT AUTHORIZATION, AIRPORT AND AIRWAY TRUST FUND, FEDERAL AVIATION ADMINISTRATION									
FUND RESOURCES:									
UNDISBURSED FUNDS									
UNFUNDED CONTRACT AUTHORITY									
ACCOUNTS RECEIVABLE									
FUND EQUITIES:									
UNOBLIGATED BALANCE									
ACCOUNTS PAYABLE									
UNDELIVERED ORDERS									
NO YEAR 69	8106								
NO YEAR 69	8106								
SUBTOTAL 69	8106								
FACILITIES AND EQUIPMENT, AIRPORT AND AIRWAY TRUST FUND, FEDERAL AVIATION ADMINISTRATION									
FUND RESOURCES:									
UNDISBURSED FUNDS									
UNFUNDED CONTRACT AUTHORITY									
ACCOUNTS RECEIVABLE									
FUND EQUITIES:									
UNOBLIGATED BALANCE									
ACCOUNTS PAYABLE									
UNDELIVERED ORDERS									
NO YEAR 69	8107								
NO YEAR 69	8107								
SUBTOTAL 69	8107								
PERIOD YEARS									
NO YEAR 69	8107								
NO YEAR 69	8107								
SUBTOTAL 69	8107								
RESEARCH, ENGINEERING AND DEVELOPMENT, AIRPORT AND AIRWAY TRUST FUND, FEDERAL AVIATION ADMINISTRATION									
FUND RESOURCES:									
UNDISBURSED FUNDS									
UNFUNDED CONTRACT AUTHORITY									
ACCOUNTS RECEIVABLE									
FUND EQUITIES:									
UNOBLIGATED BALANCE									
ACCOUNTS PAYABLE									
UNDELIVERED ORDERS									
NO YEAR 69	8108								
NO YEAR 69	8108								
SUBTOTAL 69	8108								
AIRPORT AND AIRWAY TRUST FUND									
FUND RESOURCES:									
UNDISBURSED FUNDS									
UNFUNDED CONTRACT AUTHORITY									
ACCOUNTS RECEIVABLE									
FUND EQUITIES:									
UNOBLIGATED BALANCE									
ACCOUNTS PAYABLE									
UNDELIVERED ORDERS									
NO YEAR 20	8103								
NO YEAR 20	8103								
SUBTOTAL 20	8103								
OPERATIONS, AIRPORT AND AIRWAY TRUST FUND, FEDERAL AVIATION ADMINISTRATION									
FUND RESOURCES:									
UNDISBURSED FUNDS									
UNFUNDED CONTRACT AUTHORITY									
ACCOUNTS RECEIVABLE									
FUND EQUITIES:									
UNOBLIGATED BALANCE									
ACCOUNTS PAYABLE									
UNDELIVERED ORDERS									
NO YEAR 69	8104								
NO YEAR 69	8104								
SUBTOTAL 69	8104								
TOTAL FEDERAL AVIATION ADMINISTRATION									
NO YEAR 69	8106								
NO YEAR 69	8106								
SUBTOTAL 69	8106								
NO YEAR 20	8103								
NO YEAR 20	8103								
SUBTOTAL 20	8103								
NO YEAR 69	8104								
NO YEAR 69	8104								
SUBTOTAL 69	8104								
TOTAL FEDERAL AVIATION ADMINISTRATION									
NO YEAR 69	8106								
NO YEAR 69	8106								
SUBTOTAL 69	8106								
NO YEAR 20	8103								
NO YEAR 20	8103								
SUBTOTAL 20	8103								
NO YEAR 69	8104								
NO YEAR 69	8104								
SUBTOTAL 69	8104								
TOTAL FEDERAL AVIATION ADMINISTRATION									
NO YEAR 69	8106								
NO YEAR 69	8106								
SUBTOTAL 69	8106								
NO YEAR 20	8103								
NO YEAR 20	8103								
SUBTOTAL 20	8103								
NO YEAR 69	8104								
NO YEAR 69	8104								
SUBTOTAL 69	8104								
TOTAL FEDERAL AVIATION ADMINISTRATION									
NO YEAR 69	8106								
NO YEAR 69	8106								
SUBTOTAL 69	8106								
NO YEAR 20	8103								
NO YEAR 20	8103								
SUBTOTAL 20	8103								
NO YEAR 69	8104								
NO YEAR 69	8104								
SUBTOTAL 69	8104								
TOTAL FEDERAL AVIATION ADMINISTRATION									
NO YEAR 69	8106								
NO YEAR 69	8106								
SUBTOTAL 69	8106								
NO YEAR 20	8103								
NO YEAR 20	8103								
SUBTOTAL 20	8103								
NO YEAR 69	8104								
NO YEAR 69	8104								
SUBTOTAL 69	8104								

541,522.92	2,089,417,038.48	541,522.92	2,089,417,038.48
327,950.92	169,641.91	327,950.92	169,641.91
114,127,150,563.85	114,127,150,563.85	114,127,150,563.85	114,127,150,563.85
127,335,164.57	41,233,013.19	127,335,164.57	41,233,013.19
686,199,583.90	327,125,558.72	686,199,583.90	327,125,558.72
-0-	-0-	-0-	-0-
897,942.93	5,836,060.65	897,942.93	5,836,060.65
5,836,060.65	20,534,332.66	5,836,060.65	20,534,332.66
1,758,574.55	2,901,025.55	1,758,574.55	2,901,025.55
2,901,025.55	54,448,751.49	2,901,025.55	54,448,751.49
589,044.48	30,369,812.99	589,044.48	30,369,812.99
858,819.31	18,809,489.81	858,819.31	18,809,489.81
4,320,477.70	836,819.31	4,320,477.70	836,819.31
28,269,438.91	-286,131.76	28,269,438.91	-286,131.76
12,201,364,246.58	33,501,683.16	12,201,364,246.58	33,501,683.16
11,553,766.06	4,162,581.52	11,553,766.06	4,162,581.52
-225,374,124.31	-25,823,826.15	-225,374,124.31	-25,823,826.15
-0-	-10,340,584.93	-0-	-10,340,584.93
3,801,363.28	-	3,801,363.28	-
450,622.20	-313,604.74	450,622.20	-313,604.74
705,555.82	-485,553.99	705,555.82	-485,553.99
23,352,639.10	-8,731,192.02	23,352,639.10	-8,731,192.02
-2,647,972.54	1,317,244.94	-2,647,972.54	1,317,244.94
-25,762,247.86	10,392,846.31	-25,762,247.86	10,392,846.31
-0-	2,179,740.50	-0-	2,179,740.50
1,340.12	-	1,340.12	-
3,666,537,000.00	3,666,537,000.00	3,666,537,000.00	3,666,537,000.00
-3,666,536,340.12	-3,666,536,340.12	-3,666,536,340.12	-3,666,536,340.12
5,722.52	39,991.06	5,722.52	39,991.06
222,726.29	-	222,726.29	-
241,993.57	241,993.57	241,993.57	241,993.57
-36,965.17	-36,965.17	-36,965.17	-36,965.17
-20,993.04	-20,993.04	-20,993.04	-20,993.04
-0-	224,026.42	-0-	224,026.42
107,072,107.88	107,072,107.88	107,072,107.88	107,072,107.88
2,777,941,356.06	2,777,941,356.06	2,777,941,356.06	2,777,941,356.06



Appropriations, Outlays, and Balances - Continued

Appropriation or Fund Account Title	Period of availability	Account symbol		Balances beginning of fiscal year	Appropriations and other obligations authority 1/	Transfers, borrowings, and investments (net) 2/	Outlays (net)	Balances withdrawn and other transactions 3/	Balances end of fiscal year 4/
		Dept. Reg. Tr. From	Account No.						
<b>FEDERAL HIGHWAY ADMINISTRATION</b>									
<b>GENERAL FUND ACCOUNTS</b>									
MOTOR CARRIER SAFETY, FEDERAL HIGHWAY ADMINISTRATION									
FUND RESOURCES:									
UNDISBURSED FUNDS	NO YEAR 69	0552		\$628,668.35	\$630,000.00		\$464,833.56		\$793,834.79
	1 578				7,740,000.00		6,863,419.64		508,357.79
	1 977			413,147.36			409,772.32		6,807.49
	1 976			3,080.05			6,405.79		
				23,435.13					9,375.99
ACCOUNTS RECEIVABLE									
FUND EQUITIES:									
UNOBLIGATED BALANCE				-2,410.99					-27,144.05
ACCOUNTS PAYABLE				-404,554.06					-477,235.48
UNDELIVERED ORDERS				-661,365.84					-813,956.53
				-0-					-0-
SUBTOTAL	NO YEAR 69	0552			8,370,000.00		7,740,431.31		
<b>HIGHWAY BEAUTIFICATION, FEDERAL HIGHWAY ADMINISTRATION</b>									
FUND RESOURCES:									
UNDISBURSED FUNDS	NO YEAR 69	0540		45,813,727.26	24,150,000.00		29,563,091.72		40,400,635.54
	PRIOR YEARS	0540		111,618.36			1,029.47		190,207.53
	NO YEAR 69	0540		48,400,234.82	2/-5,000,000.00		10,799,618.64		43,282,567.09
UNFUNDED CONTRACT AUTHORITY									
FUND EQUITIES:									
UNOBLIGATED BALANCE				-6,094,538.77					-69
ACCOUNTS PAYABLE				-3,572,929.00					-5,519,359.51
UNDELIVERED ORDERS				-84,658,112.67					-78,334,030.16
				-0-					-0-
SUBTOTAL	NO YEAR 69	0540			19,150,000.00		29,564,121.19		
<b>DARIEN GAP HIGHWAY, FEDERAL HIGHWAY ADMINISTRATION</b>									
FUND RESOURCES:									
UNDISBURSED FUNDS	NO YEAR 69	0553		13,101,894.61			3,919,961.37		9,181,933.24
FUND EQUITIES:									
UNOBLIGATED BALANCE				-1,273,154.84					-720,840.05
ACCOUNTS PAYABLE				-70,649.86					-34,131.17
UNDELIVERED ORDERS				-11,758,089.91					-8,466,962.02
				-0-					-0-
SUBTOTAL	NO YEAR 69	0553					3,919,961.37		
<b>TERRITORIAL HIGHWAYS, FEDERAL HIGHWAY ADMINISTRATION</b>									
FUND RESOURCES:									
UNDISBURSED FUNDS	NO YEAR 69	0556		1,429,515.64	5,890,000.00		2,929,340.45		3,890,175.19
TRANSFER TO:									
NATIONAL HIGHWAY TRAFFIC SAFETY ADMINISTRATION	NO YEAR 69	0556	6	320,479.11			211,161.61		609,317.50
UNFUNDED CONTRACT AUTHORITY	NO YEAR 69	0556		9,562,473.83	2/-290,000.00				9,667,806.79
ACCOUNTS RECEIVABLE				180,556.07					525,589.00
FUND EQUITIES:									
UNOBLIGATED BALANCE				-277,290.00					-91,617.84
ACCOUNTS PAYABLE				-11,615,734.65					-156,709.10
UNDELIVERED ORDERS				-0-					-14,408,561.54
									-0-
SUBTOTAL	NO YEAR 69	0556			5,600,000.00		3,140,502.06		
<b>RATL ROAD-HIGHWAY CROSSINGS DEMONSTRATION PROJECTS, FEDERAL HIGHWAY ADMINISTRATION</b>									
FUND RESOURCES:									
UNDISBURSED FUNDS	NO YEAR 69	0557		9,416,736.97	1,766,667.00		737,617.48		10,445,786.49
ACCOUNTS RECEIVABLE				174,303.80					501,189.74
UNFILLED CUSTOMER ORDERS				7,535,814.71					14,644,455.52
FUND EQUITIES:									
UNOBLIGATED BALANCE				-9,105,184.59					-7,844,447.76
ACCOUNTS PAYABLE				-151,037.00					-3,189.00
UNDELIVERED ORDERS				-7,870,633.89					-17,743,755.39
				-0-					-0-
SUBTOTAL	NO YEAR 69	0557			1,766,667.00		737,617.48		
<b>RATL CROSSINGS--DEMONSTRATION PROJECTS, FEDERAL HIGHWAY ADMINISTRATION</b>									
FUND RESOURCES:									
UNDISBURSED FUNDS	NO YEAR 69	0555		13,560,202.52			2,223,998.71		11,336,203.81
ACCOUNTS RECEIVABLE				63,403.22					209,719.86
UNFILLED CUSTOMER ORDERS				3,122,738.54					4,220,507.23
FUND EQUITIES:									
UNOBLIGATED BALANCE				-7,472,903.27					-3,233,000.24
ACCOUNTS PAYABLE				-95,546.00					-62,806.00
UNDELIVERED ORDERS				-9,173,895.01					-11,906,626.66
				-0-					-0-
SUBTOTAL	NO YEAR 69	0555					2,223,998.71		

1978-81 69	0513	75,600,000.00	68,422,158.10	75,600,000.00	68,422,158.10	75,600,000.00	68,422,158.10
<b>FUND RESOURCES: ADMINISTRATION</b>							
<b>FUND RESOURCES:</b>							
<b>UNDISBURSED FUNDS</b>							
<b>FUND EQUITIES:</b>							
UNOBLIGATED BALANCE							
ACCOUNTS PAYABLE							
UNDELIVERED ORDERS							
SAFER OFF-SYSTEM ROADS, FEDERAL HIGHWAY ADMINISTRATION							
<b>FUND RESOURCES:</b>							
<b>UNDISBURSED FUNDS</b>							
<b>FUND EQUITIES:</b>							
UNOBLIGATED BALANCE							
ACCOUNTS PAYABLE							
UNDELIVERED ORDERS							
NATIONAL SCENIC AND RECREATIONAL HIGHWAY, LIQUIDATION OF CONTRACT AUTHORIZATION, FEDERAL HIGHWAY ADMINISTRATION							
<b>FUND RESOURCES:</b>							
<b>UNDISBURSED FUNDS</b>							
<b>FUND EQUITIES:</b>							
UNFUNDED CONTRACT AUTHORITY							
ACCOUNTS RECEIVABLE							
UNFILLED CUSTOMER ORDERS							
<b>FUND EQUITIES:</b>							
UNOBLIGATED BALANCE							
ACCOUNTS PAYABLE							
UNDELIVERED ORDERS							
ALASKA HIGHWAY, FEDERAL HIGHWAY ADMINISTRATION							
<b>FUND RESOURCES:</b>							
<b>UNDISBURSED FUNDS</b>							
<b>FUND EQUITIES:</b>							
UNOBLIGATED BALANCE							
ACCOUNTS PAYABLE							
UNDELIVERED ORDERS							
OFF-SYSTEMS ROADS, LIQUIDATION OF CONTRACT AUTHORIZATION, FEDERAL HIGHWAY ADMINISTRATION							
<b>FUND RESOURCES:</b>							
<b>UNDISBURSED FUNDS</b>							
<b>FUND EQUITIES:</b>							
UNFUNDED CONTRACT AUTHORITY							
UNOBLIGATED BALANCE							
ACCOUNTS PAYABLE							
UNDELIVERED ORDERS							
ACCESS HIGHWAYS TO PUBLIC RECREATION AREAS ON CERTAIN LAKES, FEDERAL HIGHWAY ADMINISTRATION							
<b>FUND RESOURCES:</b>							
<b>UNDISBURSED FUNDS</b>							
<b>FUND EQUITIES:</b>							
UNOBLIGATED BALANCE							
ACCOUNTS PAYABLE							
UNDELIVERED ORDERS							
ALASKA ROADS STUDY, FEDERAL HIGHWAY ADMINISTRATION							
<b>FUND RESOURCES:</b>							
<b>UNDISBURSED FUNDS</b>							
<b>FUND EQUITIES:</b>							
UNOBLIGATED BALANCE							
UNDELIVERED ORDERS							

1978-81 69	0513	75,600,000.00	68,422,158.10	75,600,000.00	68,422,158.10	75,600,000.00	68,422,158.10
1977-80							
SUBTOTAL 69	0513	75,600,000.00	68,422,158.10	75,600,000.00	68,422,158.10	75,600,000.00	68,422,158.10
1978-81 69	0514	90,000,000.00	180,668,559.22	90,000,000.00	180,668,559.22	90,000,000.00	180,668,559.22
1977-80							
SUBTOTAL 69	0514	90,000,000.00	180,668,559.22	90,000,000.00	180,668,559.22	90,000,000.00	180,668,559.22
NO YEAR 69	0544	2,700,000.00	5,566,251.20	2,700,000.00	5,566,251.20	2,700,000.00	5,566,251.20
NO YEAR 69	0544	2,700,000.00	5,566,251.20	2,700,000.00	5,566,251.20	2,700,000.00	5,566,251.20
SUBTOTAL 69	0544	2,700,000.00	5,566,251.20	2,700,000.00	5,566,251.20	2,700,000.00	5,566,251.20
NO YEAR 69	0537	1,135,337.88	1,135,337.88	1,135,337.88	1,135,337.88	1,135,337.88	1,135,337.88
NO YEAR 69	0537	1,135,337.88	1,135,337.88	1,135,337.88	1,135,337.88	1,135,337.88	1,135,337.88
SUBTOTAL 69	0537	1,135,337.88	1,135,337.88	1,135,337.88	1,135,337.88	1,135,337.88	1,135,337.88
NO YEAR 69	0502	45,000,000.00	841,951.61	45,000,000.00	841,951.61	45,000,000.00	841,951.61
NO YEAR 69	0502	45,000,000.00	841,951.61	45,000,000.00	841,951.61	45,000,000.00	841,951.61
SUBTOTAL 69	0502	45,000,000.00	841,951.61	45,000,000.00	841,951.61	45,000,000.00	841,951.61
1978-80 69	0503	8,650,000.00	8,650,000.00	8,650,000.00	8,650,000.00	8,650,000.00	8,650,000.00
1977-79							
1976-78							
SUBTOTAL 69	0503	8,650,000.00	8,650,000.00	8,650,000.00	8,650,000.00	8,650,000.00	8,650,000.00
NO YEAR 69	0511	200,000.00	200,000.00	200,000.00	200,000.00	200,000.00	200,000.00
NO YEAR 69	0511	200,000.00	200,000.00	200,000.00	200,000.00	200,000.00	200,000.00
SUBTOTAL 69	0511	200,000.00	200,000.00	200,000.00	200,000.00	200,000.00	200,000.00

Appropriations, Outlays, and Balances - Continued

Appropriation or Fund Account		Account symbol			Balances beginning of fiscal year	Appropriations and other obligatory authority 1/	Transfers, borrowings, and investments (net) 2/	Outlays (net)	Balances withdrawn and other transactions 3/	Balances end of fiscal year 4/
Title	Period of availability	Dept. Reg.	Account No.	Sub. No.						
FEDERAL HIGHWAY ADMINISTRATION-CONTINUED										
GENERAL FUND ACCOUNTS-CONTINUED										
HIGHWAYS CROSSING FEDERAL PROJECTS, FEDERAL HIGHWAY ADMINISTRATION										
FUND RESOURCES:										
UNDISBURSED FUNDS	1978-80 69		0510		- - - - -	\$20,000,000.00	- - - - -	- - - - -	- - - - -	\$20,000,000.00
FUND EQUITIES:	1977-79				\$48,013,704.18	- - - - -	\$16,222,707.01	- - - - -	- - - - -	31,790,997.17
UNOBLIGATED BALANCE					-454,467.00	- - - - -	- - - - -	\$6,581,250.00	- - - - -	-7,035,717.00
ACCOUNTS PAYABLE					-504,349.09	- - - - -	- - - - -	889,000.52	- - - - -	-1,393,349.52
UNDELIVERED ORDERS					-47,054,888.18	- - - - -	- - - - -	-3,692,957.53	- - - - -	-43,361,930.65
					-0-	20,000,000.00	- - - - -	3,777,292.99	- - - - -	-0-
SUBTOTAL 69			0510				16,222,707.01			
SALARIES AND EXPENSES, FEDERAL HIGHWAY ADMINISTRATION										
FUND RESOURCES:										
UNDISBURSED FUNDS	PRIOR YEARS 69		0500		987,981.00	- - - - -	962,847.00	- - - - -	- - - - -	25,134.00
ACCOUNTS RECEIVABLE					1,116.00	- - - - -	- - - - -	-5,750.00	- - - - -	6,866.00
FUND EQUITIES:										
UNOBLIGATED BALANCE					-853,900.00	- - - - -	- - - - -	-853,900.00	- - - - -	- - - - -
ACCOUNTS PAYABLE					-135,197.00	- - - - -	- - - - -	-103,197.00	- - - - -	-32,000.00
UNDELIVERED ORDERS					-0-	- - - - -	- - - - -	-962,847.00	- - - - -	-0-
SUBTOTAL 69			0500				962,847.00			
INTER-AMERICAN HIGHWAY, FEDERAL HIGHWAY ADMINISTRATION										
FUND RESOURCES:										
UNDISBURSED FUNDS	NO YEAR 69		0506		1,810,705.31	- - - - -	- - - - -	273.44	- - - - -	1,810,431.87
FUND EQUITIES:										
UNOBLIGATED BALANCE					-1,019,552.82	- - - - -	- - - - -	-273.44	- - - - -	-1,019,279.38
ACCOUNTS PAYABLE					-791,152.49	- - - - -	- - - - -	- - - - -	- - - - -	-791,152.49
UNDELIVERED ORDERS					-0-	- - - - -	- - - - -	-273.44	- - - - -	-0-
SUBTOTAL 69			0506				273.44			
BIKEWAY PROGRAM, FEDERAL HIGHWAY ADMINISTRATION										
FUND RESOURCES:										
UNDISBURSED FUNDS	NO YEAR 69		0507		5,887,749.13	- - - - -	- - - - -	1,410,285.80	- - - - -	4,477,463.33
FUND EQUITIES:										
UNOBLIGATED BALANCE					-2,393,765.00	- - - - -	- - - - -	-1,693,165.41	- - - - -	-700,559.59
ACCOUNTS PAYABLE					-12,357.00	- - - - -	- - - - -	247,551.79	- - - - -	-259,908.79
UNDELIVERED ORDERS					-3,481,627.13	- - - - -	- - - - -	35,327.82	- - - - -	-3,516,954.95
					-0-	- - - - -	- - - - -	-1,410,285.80	- - - - -	-0-
SUBTOTAL 69			0507				1,410,285.80			
PUBLIC LANDS HIGHWAYS, LIQUIDATION OF CONTRACT AUTHORIZATION, FEDERAL HIGHWAY ADMINISTRATION										
FUND RESOURCES:										
UNDISBURSED FUNDS	NO YEAR 69		0526		577,110.65	- - - - -	- - - - -	317,185.19	40,727.21	219,198.25
FUND EQUITIES:										
UNOBLIGATED BALANCE					-167,301.64	- - - - -	- - - - -	-149,078.03	- - - - -	-18,223.61
ACCOUNTS PAYABLE					-409,809.01	- - - - -	- - - - -	-208,834.37	- - - - -	-200,974.64
UNDELIVERED ORDERS					-0-	- - - - -	- - - - -	-317,185.19	- - - - -	-0-
SUBTOTAL 69			0526				317,185.19			
FOREST HIGHWAYS, LIQUIDATION OF CONTRACT AUTHORIZATION, FEDERAL HIGHWAY ADMINISTRATION										
FUND RESOURCES:										
UNDISBURSED FUNDS	NO YEAR 69		0531		306,721.00	- - - - -	- - - - -	76,322.58	61,864.30	168,534.12
FUND EQUITIES:										
UNOBLIGATED BALANCE					-21,545.65	- - - - -	- - - - -	-15,292.28	- - - - -	-6,253.37
ACCOUNTS PAYABLE					-285,175.35	- - - - -	- - - - -	-122,894.60	- - - - -	-162,260.75
UNDELIVERED ORDERS					-0-	- - - - -	- - - - -	-76,322.58	- - - - -	-0-
SUBTOTAL 69			0531				76,322.58			
LANDSCAPING AND SCENIC ENHANCEMENT, FEDERAL HIGHWAY ADMINISTRATION										
FUND RESOURCES:										
UNDISBURSED FUNDS	PRIOR YEARS 69		0539		99,646.33	- - - - -	- - - - -	21,313.92	- - - - -	78,332.41
FUND EQUITIES:										
UNOBLIGATED BALANCE					-32,261.00	- - - - -	- - - - -	-22,988.00	- - - - -	-9,273.00
ACCOUNTS PAYABLE					-67,385.33	- - - - -	- - - - -	1,674.08	- - - - -	-69,059.41
UNDELIVERED ORDERS					-0-	- - - - -	- - - - -	-21,313.92	- - - - -	-0-
SUBTOTAL 69			0539				21,313.92			
RURAL HIGHWAY PUBLIC TRANSPORTATION DEMONSTRATION PROGRAM, FEDERAL HIGHWAY ADMINISTRATION										
FUND RESOURCES:										
UNDISBURSED FUNDS	NO YEAR 69		0541		7,089,037.47	- - - - -	- - - - -	2,731,059.96	92.00	4,357,885.51
ACCOUNTS RECEIVABLE					1,560.36	- - - - -	- - - - -	- - - - -	-585,947.23	587,507.59
UNFILLED CUSTOMER ORDERS					10,508,075.76	- - - - -	- - - - -	3,020,167.02	- - - - -	7,487,908.74
FUND EQUITIES:										
UNOBLIGATED BALANCE					-4,300,022.18	- - - - -	- - - - -	- - - - -	-4,300,022.18	- - - - -



Appropriations, Outlays, and Balances - Continued

Appropriation or Fund Account		Account symbol			Balances beginning of fiscal year	Appropriations and other obligatory authority <u>1/</u>	Transfers, borrowings, and investments (net) <u>2/</u>	Outlays (net)	Balances withdrawn and other transactions <u>3/</u>	Balances end of fiscal year <u>4/</u>
Title	Period of availability	Dept. Reg.	Account No. Tr. From	Sub. No.						
FEDERAL HIGHWAY ADMINISTRATION-CONTINUED										
TRUST FUND ACCOUNTS-CONTINUED										
HIGHWAY TRUST FUND										
FUND RESOURCES:										
UNDISBURSED FUNDS	NO YEAR 20		8102		\$698.57	<u>17/</u> \$7,566,594,392.83	<u>18/</u> -\$7,566,555,000.00	<u>17/</u> - - - - -	- - - - -	\$81.40
TRANSFER TO:										
FEDERAL-AID HIGHWAYS, TRUST FUND, AGRICULTURE, FOREST SERVICE	NO YEAR 12 20	8102	11		2,092,036.50	- - - - -	3,000,000.00	\$5,072,585.16	- - - - -	19,451.34
FEDERAL-AID HIGHWAYS, TRUST FUND, INTERIOR, NATIONAL PARK SERVICE	NO YEAR 14 20	8102	10		121,055.58	- - - - -	856,135.00	623,607.88	- - - - -	355,582.70
FEDERAL-AID HIGHWAYS, TRUST FUND, INTERIOR, BUREAU OF LAND MANAGEMENT	NO YEAR 14 20	8102	11		- - - - -	- - - - -	92,095.00	9,996.99	- - - - -	82,058.01
FEDERAL-AID HIGHWAYS, TRUST FUND, INTERIOR, INDIAN AFFAIRS	NO YEAR 14 20	8102	20		195,104.63	- - - - -	667,000.00	737,694.24	- - - - -	124,410.39
FEDERAL-AID HIGHWAYS, LIQUIDATION OF CONTRACT AUTHORIZATION, TRUST FUND, FEDERAL HIGHWAY ADMINISTRATION	NO YEAR 69 20	8102	5		19,801,135.36	- - - - -	5,852,116,770.00	5,848,456,756.00	- - - - -	23,461,149.36
FEDERAL-AID HIGHWAYS, LIQUIDATION OF CONTRACT AUTHORIZATION, TRUST FUND, NATIONAL HIGHWAY TRAFFIC SAFETY ADMINISTRATION	NO YEAR 69 20	8102	6		- - - - -	- - - - -	106,000.00	- - - - -	- - - - -	106,000.00
FEDERAL-AID HIGHWAYS, LIQUIDATION OF CONTRACT AUTHORIZATION, TRUST FUND, URBAN MASS TRANSPORTATION ADMINISTRATION	NO YEAR 69 20	8102	8		-23,402.96	- - - - -	10,100,000.00	10,098,910.69	- - - - -	<u>5/</u> -22,313.65
FEDERAL-AID HIGHWAYS, TRUST FUND, CORPS OF ENGINEERS	NO YEAR 96 20	8102			872,128.28	- - - - -	1,060,000.00	1,612,354.66	- - - - -	319,773.62
INVESTMENTS IN PUBLIC DEBT SECURITIES					10,078,687,000.00	- - - - -	1,499,395,000.00	- - - - -	- - - - -	11,578,082,000.00
UNFUNDED CONTRACT AUTHORITY	NO YEAR 69 20	8102			14,485,034,334.28	<u>19/</u> 992,778,124.00	- - - - -	- - - - -	<u>10/</u> -\$796,756,864.95	16,274,565,323.23
ACCOUNTS RECEIVABLE					5,817,961.75	- - - - -	- - - - -	- - - - -	-9,069,539.51	14,887,501.26
UNFILLED CUSTOMER ORDERS					16,692,163.02	- - - - -	- - - - -	- - - - -	-434,652.72	17,126,815.74
FUND EQUITIES:										
UNOBLIGATED BALANCE					-15,316,937,621.07	- - - - -	- - - - -	- - - - -	1,319,916,690.41	<u>20/</u> -16,636,854,211.46
ACCOUNTS PAYABLE					-640,341,272.14	- - - - -	- - - - -	- - - - -	-12,592,054.76	-627,749,217.38
UNDELIVERED ORDERS					-8,652,011,311.80	- - - - -	- - - - -	- - - - -	1,992,497,032.74	-10,644,568,344.54
SUBTOTAL 20		8102			-0-	8,559,372,516.83	-199,200,000.00	5,866,611,905.62	2,493,560,611.21	-0-
BALTIMORE-WASHINGTON PARKWAY TRUST FUND, FEDERAL HIGHWAY ADMINISTRATION										
FUND RESOURCES:										
UNDISBURSED FUNDS	NO YEAR 69	8014			468,950.00	- - - - -	- - - - -	124,411.22	- - - - -	344,538.78
FUND EQUITIES:										
UNOBLIGATED BALANCE					2,450,000.00	- - - - -	- - - - -	- - - - -	-300,000.00	<u>21/</u> 2,750,000.00
ACCOUNTS PAYABLE					-6,419.00	- - - - -	- - - - -	- - - - -	-5,458.00	-561.00
UNDELIVERED ORDERS					-2,912,531.00	- - - - -	- - - - -	- - - - -	181,046.78	-3,053,577.78
SUBTOTAL 69		8014			-0-	- - - - -	- - - - -	124,411.22	-124,411.22	-0-
PROJECT ACCELERATION DEMONSTRATION PROGRAM, FEDERAL HIGHWAY ADMINISTRATION										
FUND RESOURCES:										
UNDISBURSED FUNDS	NO YEAR 69	8026			1,492,385.30	- - - - -	8,000,000.00	5,613,466.44	- - - - -	3,878,918.86
FUND EQUITIES:										
UNOBLIGATED BALANCE					2,800,433.00	- - - - -	- - - - -	- - - - -	-2,170,706.00	<u>22/</u> 4,971,129.00
UNDELIVERED ORDERS					-4,292,818.30	- - - - -	- - - - -	- - - - -	4,557,239.56	-8,850,057.86
SUBTOTAL 69		8026			-0-	8,000,000.00	- - - - -	5,613,466.44	2,386,333.56	-0-
TRUST FUND SHARE OF OTHER HIGHWAY PROGRAMS, FEDERAL HIGHWAY ADMINISTRATION										
FUND RESOURCES:										
UNDISBURSED FUNDS	NO YEAR 69	8009			17,516,963.89	- <u>19/</u> - - - - -	12,000,000.00	14,034,897.85	- - - - -	15,482,066.04
UNFUNDED CONTRACT AUTHORITY	NO YEAR 69	8009			163,421,193.33	<u>19/</u> 17,700,000.00	- - - - -	- - - - -	<u>10/</u> 86,471,195.33	94,650,000.00
ACCOUNTS RECEIVABLE					4,597,217.17	- - - - -	- - - - -	- - - - -	4,597,217.17	- - - - -
FUND EQUITIES:										
UNOBLIGATED BALANCE					-123,789,292.64	- - - - -	- - - - -	- - - - -	-72,142,037.88	<u>23/</u> -51,647,254.76
ACCOUNTS PAYABLE					-806,897.16	- - - - -	- - - - -	- - - - -	1,103,213.41	-1,910,110.57
UNDELIVERED ORDERS					-60,939,186.59	- - - - -	- - - - -	- - - - -	-4,364,485.88	-56,574,700.71
SUBTOTAL 69		8009			-0-	17,700,000.00	12,000,000.00	14,034,897.85	15,665,102.15	-0-

FEDERAL HIGHWAY ADMINISTRATION FUND RESOURCES: UNDISBURSED FUNDS FUND EQUITIES: UNOBLIGATED BALANCE ACCOUNTS PAYABLE UNDELIVERED ORDERS	NO YEAR 69 8017 SUBTOTAL 69	4,138,229.01 11,030,426.88 -921,701.68 -1,429,966,954.21 -0-	6,000,000.00 - - 6,000,000.00	8,876,744.58 - - 8,876,744.58	1,311,484.43 24/13,516,469.85 -619,287.74 -14,608,606.54 -0-
HIGHWAY-RELATED SAFETY GRANTS, LIQUIDATION OF CONTRACT AUTHORITY ADMINISTRATION, TRUST FUND, FEDERAL HIGHWAY ADMINISTRATION FUND RESOURCES: UNDISBURSED FUNDS FUND EQUITIES: UNOBLIGATED BALANCE ACCOUNTS PAYABLE UNDELIVERED ORDERS	NO YEAR 69 8019 SUBTOTAL 69	- - - - -0-	1,400,000.00 - - 1,400,000.00	5,033,000.00 - - 5,033,000.00	4,367,000.00 - - - -
NATIONAL HIGHWAY TRAFFIC SAFETY ADMINISTRATION UNDISBURSED FUNDS FUND EQUITIES: UNOBLIGATED BALANCE ACCOUNTS PAYABLE UNDELIVERED ORDERS	NO YEAR 69 8019 SUBTOTAL 69	- - - - -	0,000,000.00 - - 0,000,000.00	5,896,834.13 - - 5,896,834.13	103,165.87 51,426,821.33 2,341,263.14 -59,528,778.31 -20,207.14 -38,089,264.89 9,225,791.87
OVERSEAS HIGHWAY, FEDERAL HIGHWAY ADMINISTRATION FUND RESOURCES: UNDISBURSED FUNDS FUND EQUITIES: UNOBLIGATED BALANCE ACCOUNTS PAYABLE UNDELIVERED ORDERS	NO YEAR 69 8021 SUBTOTAL 69	1,170,338.00 3,520,839.00 -4,091,177.00 -0-	4,000,000.00 - - 4,000,000.00	3,205,875.00 - - 3,205,875.00	1,500,463.00 25/21,948,811.00 -23,905,264.00 - -
CONTRIBUTIONS FOR HIGHWAY RESEARCH PROGRAM, FEDERAL HIGHWAY ADMINISTRATION FUND RESOURCES: UNDISBURSED FUNDS FUND EQUITIES: UNOBLIGATED BALANCE ACCOUNTS PAYABLE UNDELIVERED ORDERS	NO YEAR 69 8264 SUBTOTAL 69	2,156,588.78 15,000.00 -77,216.60 -9,300.39 -2,085,071.75 -0-	- - - - 480,550.25	2,277,354.57 - - - 2,277,354.57	359,764.46 15,000.00 -23,152.12 -16,731.03 -128,881.51 -0-
COOPERATIVE WORK, FOREST HIGHWAYS, FEDERAL HIGHWAY ADMINISTRATION FUND RESOURCES: UNDISBURSED FUNDS FUND EQUITIES: UNOBLIGATED BALANCE ACCOUNTS PAYABLE UNDELIVERED ORDERS	NO YEAR 69 8265 SUBTOTAL 69	11,024.50 5,779.52 -103,720.78 -7,695.91 -1,987.33 -0-	- - - - 639,510.56	33,047.14 - - - 33,047.14	717,087.82 5,779.52 -108,564.12 -35 -614,302.97 -0-
EQUIPMENT, SUPPLIES, ETC., FOR COOPERATING COUNTRIES, FEDERAL HIGHWAY ADMINISTRATION FUND RESOURCES: UNDISBURSED FUNDS FUND EQUITIES: UNOBLIGATED BALANCE ACCOUNTS PAYABLE UNDELIVERED ORDERS	NO YEAR 69 8632 SUBTOTAL 69	1,134,407.42 571,016.74 -1,705,424.17 -0-	- - - - 311,623.41	311,623.41 - - - 311,623.41	822,784.02 511,016.74 -1,393,000.76 -0-
TECHNICAL ASSISTANCE, UNITED STATES MOLLARS, ADVANCED FROM FOREIGN GOVERNMENTS, FEDERAL HIGHWAY ADMINISTRATION FUND RESOURCES: UNDISBURSED FUNDS FUND EQUITIES: UNOBLIGATED BALANCE ACCOUNTS PAYABLE UNDELIVERED ORDERS	NO YEAR 69 8502 SUBTOTAL 69	405,719.56 1,376.40 -402,085.17 -2,930.79 -2,080.00 -0-	- - - - 2,183,299.05	1,562,644.50 - - - 1,562,644.50	1,026,277.05 7,017.99 26/-854,424.43 -68,048.11 -10,522.50 -0-

Appropriations, Outlays, and Balances - Continued

Appropriation or Fund Account		Account symbol			Balances beginning of fiscal year	Appropriations and other obligatory authority 1/	Transfers, borrowings, and investments (net) 2/	Outlays (net)	Balances withdrawn and other transactions 3/	Balances end of fiscal year 4/
Title	Period of availability	Dept. Reg.	Tr. from	Account No.						
FEDERAL HIGHWAY ADMINISTRATION-CONTINUED										
TRUST FUND ACCOUNTS-CONTINUED										
ADVANCES FROM STATE COOPERATING AGENCIES, FEDERAL HIGHWAY ADMINISTRATION										
FUND RESOURCES:										
UNDISBURSED FUNDS	NO YEAR 69			8054	\$11,689.25	\$26,129.66	-	\$36,200.22	-	\$1,618.69
FUND EQUITIES:										
UNOBLIGATED BALANCE					-2,828.62	-	-	-3,202.85	-	-964.51
ACCOUNTS PAYABLE					-4,167.36	-	-	-4,039.09	-	-654.18
UNDELIVERED ORDERS					-4,693.27	-	-	-	-	-0-
	SUBTOTAL 69			8054	-0-	26,129.66	-	36,200.22	-10,070.56	-0-
RIGHT-OF-WAY REVOLVING FUND, LIQUIDATION OF CONTRACT AUTHORIZATION, TRUST FUND, FEDERAL HIGHWAY ADMINISTRATION										
FUND RESOURCES:										
UNDISBURSED FUNDS	NO YEAR 69			8402	13,217,702.50	-	-	-16,884,100.29	-	30,101,862.79
UNFUNDED CONTRACT AUTHORITY	NO YEAR 69			8402	85,000,000.00	2/20,000,000.00	-	-	-	65,000,000.00
FUND EQUITIES:										
UNOBLIGATED BALANCE					-1,377,670.91	-	-	-	-4,199,276.15	27/2,821,665.24
UNDELIVERED ORDERS					-96,840,031.59	-	-	-	1,083,376.44	-57,923,468.03
	SUBTOTAL 69			8402	-0-	-70,000,000.00	-	-16,884,100.29	-3,115,899.71	-0-
TRAFFIC CONTROL SIGNALIZATION DEMONSTRATION PROJECTS, FEDERAL HIGHWAY ADMINISTRATION										
FUND RESOURCES:										
UNDISBURSED FUNDS	1978-81 69			8030	-	-	\$4,000,000.00	1,510,633.83	-	2,989,366.17
	1977-80				500,000.00	-	-	-	-	-
FUND EQUITIES:										
UNOBLIGATED BALANCE					7,370,991.29	-	-	-	-12,492,382.71	28/19,863,374.00
ACCOUNTS PAYABLE					-	-	-	-	218,283.90	-218,283.90
UNDELIVERED ORDERS					-7,870,991.29	-	-	-	14,763,464.98	-22,634,456.27
	SUBTOTAL 69			8030	-0-	-	4,000,000.00	1,510,633.83	2,489,366.17	-0-
TOTAL, FEDERAL HIGHWAY ADMINISTRATION . . . . .					-	8,793,694,275.35	-145,200,000.00	6,075,898,090.93	2,572,596,182.42	-
NATIONAL HIGHWAY TRAFFIC SAFETY ADMINISTRATION										
GENERAL FUND ACCOUNTS										
TRAFFIC AND HIGHWAY SAFETY, NATIONAL HIGHWAY TRAFFIC SAFETY ADMINISTRATION										
FUND RESOURCES:										
UNDISBURSED FUNDS	NO YEAR 69			0650	29,813,523.55	25,086,000.00	-	52,830,768.41	-	22,068,755.14
	1978				-	27,502,000.00	-	23,128,002.50	834,989.39	3,539,008.11
	1977				0,556,938.56	-	-	6,185,350.43	-501,040.14	872,628.27
	1976				93,001.76	-	-212,383.60	-455,708.07	326,326.23	-
	PRIOR YEARS				1,960,478.26	-	212,383.60	-132,610.85	271,357.04	2,034,115.67
ACCOUNTS RECEIVABLE					6,383,009.77	-	-	-	-4,758,249.31	11,141,319.08
UNFILLED CUSTOMER ORDERS					22,936,627.19	-	-	-	-6,351,832.95	29,288,460.14
FUND EQUITIES:										
UNOBLIGATED BALANCE					-5,752,526.72	-	-	-	-567,993.59	-4,794,533.13
ACCOUNTS PAYABLE					-2,200,735.97	-	-	-	339,698.23	-2,540,484.20
UNDELIVERED ORDERS					-59,770,326.40	-	-	-	1,838,942.68	-61,609,269.08
	SUBTOTAL 69			0650	-0-	52,588,000.00	-	61,555,802.42	-8,567,802.42	-0-
TRAFFIC AND HIGHWAY SAFETY, FEDERAL HIGHWAY ADMINISTRATION										
FUND RESOURCES:										
UNDISBURSED FUNDS	PRIOR YEARS 69			0550	427,190.99	-	-	-3,370.70	13,643.00	416,908.69
ACCOUNTS RECEIVABLE					16,657.02	-	-	-	-	16,657.02
FUND EQUITIES:										
UNOBLIGATED BALANCE					-12,848.51	-	-	-	-10,272.30	-2,576.21
ACCOUNTS PAYABLE					-430,939.50	-	-	-	-	-430,939.50
UNDELIVERED ORDERS					-0-	-	-	-	-	-0-
	SUBTOTAL 69			0550	-0-	-	-	-3,370.70	3,370.70	-0-





Appropriations, Outlays, and Balances - Continued

Appropriation or Fund Account		Account symbol			Balances beginning of fiscal year	Appropriations and other obligatory authority 1/	Transfers, borrowings, and investments (net) 2/	Outlays (net)	Balances withdrawn and other transactions 3/	Balances end of fiscal year 4/
Title	Period of availability	Dept. Reg.	Account Tr. No.	Sub. No.						
FEDERAL RAILROAD ADMINISTRATION-CONTINUED										
GENERAL FUND ACCOUNTS-CONTINUED										
RAILROAD SAFETY, FEDERAL RAILROAD ADMINISTRATION										
FUND RESOURCES:										
UNDISBURSED FUNDS	NO YEAR 69		0702		\$4,611,810.10	\$5,000,000.00	\$2,720,308.86	\$3,322,892.90	-	\$9,009,226.00
	1978				-	14,500,000.00	1,000,000.00	12,799,615.46	\$15,911.90	2,684,472.64
	1977				1,733,401.47	-	-	1,131,991.70	116,974.86	484,434.91
	1976				585,752.29	-	-	20,153.74	-	-
	PRIOR YEARS				83,219.55	-	-	1,260.00	354,604.10	292,954.00
					1,161.73	-	-	-	-149,090.99	150,252.72
					258,020.90	-	-	-	258,020.90	-
ACCOUNTS RECEIVABLE UNFILLED CUSTOMER ORDERS										
FUND EQUITIES:										
UNOBLIGATED BALANCE					-1,971,426.10	-	-	-	1,505,952.56	-3,427,378.66
ACCOUNTS PAYABLE					-619,452.25	-	-	-	13,496.87	-632,949.12
UNDELIVERED ORDERS					-4,732,487.69	-	-	-	3,628,524.80	-8,561,012.49
					-0-	-	-	-	5,944,395.00	-0-
SUBTOTAL 69			0702		-0-	19,500,000.00	3,720,308.86	17,275,913.86	-	-0-
GRANTS-IN-AID FOR RAILROAD SAFETY, FEDERAL RAILROAD ADMINISTRATION										
FUND RESOURCES:										
UNDISBURSED FUNDS	NO YEAR 69		0706		4,702,583.92	-	-3,720,308.86	339,953.37	-	642,321.69
FUND EQUITIES:										
UNOBLIGATED BALANCE					-3,720,308.86	-	-	-	-3,077,987.17	-642,321.69
UNDELIVERED ORDERS					-982,275.06	-	-	-	-982,275.06	-
					-0-	-	-3,720,308.86	339,953.37	-4,060,262.23	-0-
SUBTOTAL 69			0706		-0-	-	-	-	-	-
RAILROAD RESEARCH AND DEVELOPMENT, FEDERAL RAILROAD ADMINISTRATION										
FUND RESOURCES:										
UNDISBURSED FUNDS	NO YEAR 69		0745		58,843,235.67	53,600,000.00	-1,615,000.00	59,768,043.16	-	51,060,192.51
TRANSFER TO:										
TRANSPORTATION, OFFICE OF THE SECRETARY	NO YEAR 69		0745	1	530,000.00	-	-	-	-	530,000.00
TRANSPORTATION, FEDERAL HIGHWAY ADMINISTRATION	NO YEAR 69		0745	5	2,061,020.90	-	1,615,000.00	2,444,741.76	-	1,231,279.14
ACCOUNTS RECEIVABLE					1,042,091.78	-	-	-	-33,272,934.75	34,315,026.53
UNFILLED CUSTOMER ORDERS					19,198,319.34	-	-	-	19,198,319.34	-
FUND EQUITIES:										
UNOBLIGATED BALANCE					-22,280,947.57	-	-	-	-12,066,589.07	-10,214,358.50
ACCOUNTS PAYABLE					-1,262,593.10	-	-	-	-84,095.11	-378,457.99
UNDELIVERED ORDERS					-58,131,127.02	-	-	-	18,412,514.67	-76,543,641.69
					-0-	-	-	-	-8,612,784.92	-0-
SUBTOTAL 69			0745		-0-	53,600,000.00	-	62,212,784.92	-	-0-
RAILROAD RESEARCH, FEDERAL RAILROAD ADMINISTRATION										
FUND RESOURCES:										
UNDISBURSED FUNDS	NO YEAR 69		0703		619,162.41	-	-	168,618.62	-	450,543.79
	PRIOR YEARS				11,236.15	-	-	-	-	11,236.15
ACCOUNTS RECEIVABLE					-	-	-	-	-289,358.64	289,358.64
UNFILLED CUSTOMER ORDERS					289,358.64	-	-	-	289,358.64	-
FUND EQUITIES:										
UNOBLIGATED BALANCE					-101,342.91	-	-	-	-	-101,342.91
ACCOUNTS PAYABLE					-100,912.00	-	-	-	-912.00	-100,000.00
UNDELIVERED ORDERS					-717,502.29	-	-	-	-167,706.62	-549,755.67
					-0-	-	-	-	-168,618.62	-0-
SUBTOTAL 69			0703		-0-	-	-	168,618.62	-	-0-
RAIL SERVICE ASSISTANCE, FEDERAL RAILROAD ADMINISTRATION										
FUND RESOURCES:										
UNDISBURSED FUNDS	NO YEAR 69		0122		110,715,593.91	83,000,000.00	30/-52,051,015.73	-6,175,464.23	-	147,840,042.41
TRANSFER TO:										
FEDERAL HIGHWAY ADMINISTRATION	NO YEAR 69		0122	5	76,154.42	-	2,700,000.00	1,574,837.58	-	1,201,316.84
AUTHORITY TO BORROW FROM THE TREASURY					-	-49,351,015.73	49,351,015.73	-	-	-
ACCOUNTS RECEIVABLE					7,253.20	-	-	-	-159,510.17	166,763.37
UNFILLED CUSTOMER ORDERS					14,627.32	-	-	-	14,627.32	-
FUND EQUITIES:										
UNOBLIGATED BALANCE					-60,510,773.25	-	-	-	-27,026,546.97	-33,484,226.28
ACCOUNTS PAYABLE					-91,571.46	-	-	-	261,934.98	-353,506.44
UNDELIVERED ORDERS					-50,211,284.14	-	-	-	65,159,105.70	-115,376,385.90
					-0-	-	-	-	38,249,610.92	-0-
SUBTOTAL 69			0122		-0-	33,648,584.27	-	-4,600,626.65	-	-0-

NORTHEAST CORRIDOR IMPROVEMENT PROGRAM, FEDERAL RAILROAD ADMINISTRATION										
FUND RESOURCES:										
UNDISBURSED FUNDS	NO YEAR 69	0123	66,501,072.95	400,000,000.00	-16,672,000.00	203,750,004.03				346,070,238.92
TRANSFER TO TRANSPORTATION, FEDERAL HIGHWAY ADMINISTRATION										
ACCOUNTS RECEIVABLE	NO YEAR 69	0123 5	1,000,000.00		16,672,000.00	71,301.04				17,600,696.36
FUND EQUITIES:										13,550.85
UNOBLIGATED BALANCE			-26,002,428.93							79,466,884.95
ACCOUNTS PAYABLE										-105,469,313.88
UNDELIVERED ORDERS			-141,478,644.02							-386,678.07
			-0-	400,000,000.00		203,830,130.07				116,329,652.16
										190,169,864.33
										-0-
SUBTOTAL 69 0123										
GRANTS TO THE NATIONAL RAILROAD PASSENGER CORPORATION, FEDERAL RAILROAD ADMINISTRATION										
FUND RESOURCES:										
UNDISBURSED FUNDS	NO YEAR 69	0704		716,000,000.00		716,000,000.00				
EMERGENCY RAIL FACILITIES RESTORATION, FEDERAL RAILROAD ADMINISTRATION										
FUND RESOURCES:										
UNDISBURSED FUNDS	1973-75 69	0705	1,387,346.65							1,387,346.65
FUND EQUITIES:										
UNDELIVERED ORDERS			-1,387,346.65							-1,387,346.65
			-0-							-0-
SUBTOTAL 69 0705										
PUBLIC ENTERPRISE FUNDS										
ALASKA RAILROAD REVOLVING FUND										
FUND RESOURCES:										
UNDISBURSED FUNDS	NO YEAR 69	4400	10,207,567.50	3,000,000.00		7,493,166.67				5,714,400.83
ACCOUNTS RECEIVABLE			9,062,211.54							9,723,676.78
FUND EQUITIES:										
UNOBLIGATED BALANCE			-5,864,178.72							-1,867,681.37
ACCOUNTS PAYABLE			-5,205,677.95							211,733.03
UNDELIVERED ORDERS			-8,199,927.37							-2,175,753.09
			-0-	3,000,000.00		7,493,166.67				-4,453,166.67
SUBTOTAL 69 4400										
FINANCING FUNDS, RAILROAD REHABILITATION AND IMPROVEMENT, FEDERAL RAILROAD ADMINISTRATION										
FUND RESOURCES:										
UNDISBURSED FUNDS	NO YEAR 69	4411	21,746,470.74		31/174,688,895.00	66,246,807.45				130,166,556.29
INVESTMENTS IN PUBLIC DEBT SECURITIES			160,000.00		740,000.00					900,000.00
ACCOUNTS RECEIVABLE										-110,643,105.00
FUND EQUITIES:										
UNOBLIGATED BALANCE			-21,906,470.74							-20,273,702.45
UNDELIVERED ORDERS			-0-							240,076,895.00
										109,160,081.55
SUBTOTAL 69 4411										
TOTAL, FEDERAL RAILROAD ADMINISTRATION . . . . .										
				1,233,188,984.27	175,406,895.00	1,075,484,819.93				333,111,059.34
URBAN MASS TRANSPORTATION ADMINISTRATION										
GENERAL FUND ACCOUNTS										
ADMINISTRATIVE EXPENSES, URBAN MASS TRANSPORTATION ADMINISTRATION										
FUND RESOURCES:										
UNDISBURSED FUNDS	1978 69	0800		20,000,000.00	-20,000,000.00					

FOOTNOTES AT END OF CHAPTER

Appropriations, Outlays, and Balances - Continued

Appropriation or Fund Account Title	Period of availability	Account Symbol		Balances beginning of fiscal year	Appropriations and other obligational authority 1/	Transfers, borrowings, and investments (net) 2/	Outlays (net)	Balances withdrawn and other transactions 3/	Balances end of fiscal year 4/
		Dept. Reg.	Account Tr. No.						
URBAN MASS TRANSPORTATION ADMINISTRATION-CONTINUED									
GENERAL FUND ACCOUNTS-CONTINUED									
URBAN MASS TRANSPORTATION FUND	NO YEAR 69	69	1119	\$907,387,712.51	\$2,310,600,000.00	-\$6,395,940.42	\$2,020,751,063.68		\$1,190,240,708.41
UNDERSBURSED FUNDS									
TRANSFER TO:									
FEDERAL HIGHWAY ADMINISTRATION	NO YEAR 69	69	1119	687,982.24		26,315,940.42	6,691,774.92		20,386,149.74
FEDERAL RAILROAD ADMINISTRATION	NO YEAR 69	69	1119	225,572.02			80,662.22		144,909.80
UNFUNDED CONTRACT AUTHORITY	NO YEAR 69	69	1119	11,722,507,753.00	9/-1,756,000,000.00			10	9,866,415,059.00
ACCOUNTS RECEIVABLE				4,695,489.19				-1,360,231.62	6,055,720.81
FUND EQUITIES:									
UNOBLIGATED BALANCE				-9,623,344,908.41				-3,896,235,093.41	-5,724,109,815.00
ACCOUNTS PAYABLE				-471,236,891.66				-8,669,788.39	-462,567,103.57
UNDELIVERED ORDERS				-2,540,922,508.59				2,353,378,120.60	-4,694,300,629.19
				-0-	554,000,000.00	20,000,000.00	2,027,529,298.82	-1,453,529,298.82	-0-
SUBTOTAL 69			1119		574,000,000.00		2,027,529,298.82		
TOTAL URBAN MASS TRANSPORTATION ADMINISTRATION					574,000,000.00		2,027,529,298.82		
SAINT LAWRENCE SEAWAY DEVELOPMENT CORPORATION									
PUBLIC ENTERPRISE FUNDS									
SAINT LAWRENCE SEAWAY DEVELOPMENT CORPORATION FUND	NO YEAR 69	69	4089	4,686,144.94		-1,000,000.00	-2,827,215.66		6,513,360.60
UNDERSBURSED FUNDS				6,200,000.00		1,000,000.00		1,000,000.00	6,200,000.00
AUTHORITY TO BORROW FROM THE TREASURY				709,088.82				-370,591.05	1,079,679.87
ACCOUNTS RECEIVABLE									
FUND EQUITIES:									
UNOBLIGATED BALANCE				-9,179,284.19				1,907,739.91	-11,087,024.10
ACCOUNTS PAYABLE				-1,172,384.16				280,284.69	-1,452,668.85
UNDELIVERED ORDERS				-1,243,565.41				9,782.11	-1,253,347.52
				-0-				2,827,215.66	-0-
SUBTOTAL 69			4089				-2,827,215.66		
TOTAL SAINT LAWRENCE SEAWAY DEVELOPMENT CORPORATION							-2,827,215.66		
RESEARCH AND SPECIAL PROGRAMS DIRECTORATE									
GENERAL FUND ACCOUNTS									
MATERIALS TRANSPORTATION PROGRAM, MATERIALS TRANSPORTATION BUREAU	NO YEAR 69	69	0104	1,736,690.83	3,300,000.00		1,762,588.11		3,274,102.72
UNDERSBURSED FUNDS					4,990,000.00		3,696,033.74		1,118,124.26
ACCOUNTS RECEIVABLE								-766,014.74	766,014.74
FUND EQUITIES:									
UNOBLIGATED BALANCE				-45,524.83				53,272.00	-58,796.83
ACCOUNTS PAYABLE				-1,691,166.00				1,257,020.19	-1,297,020.19
UNDELIVERED ORDERS				-0-				2,071,258.70	-3,762,424.70
				-0-	8,290,000.00		5,458,621.85	2,831,378.15	-0-
SUBTOTAL 69			0104		8,290,000.00		5,458,621.85		

CONSOLIDATED WORKING FUND  
TRANSPORTATION, OFFICE OF THE  
SECRETARY

FUND RESOURCES:									
UNDISBURSED FUNDS	NU YEAR 69	3900	34,329,268.12	-----	-----	-----	-----	-----	38,799,120.87
FUND EQUITIES:									
UNOBLIGATED BALANCE			-6,956,846.11	-----	-----	-----	-----	526,342.08	-7,883,188.19
ACCOUNTS PAYABLE			-7,609,413.81	-----	-----	-----	-----	1,344,352.83	-8,553,766.04
UNDELIVERED ORDERS			-19,753,008.20	-----	-----	-----	-----	2,199,157.84	-21,562,166.04
			-0-	-----	-----	-----	-----	4,469,852.75	-0-
	SUBTOTAL 69	3900							
TOTAL, RESEARCH AND SPECIAL PROGRAMS DIRECTORATE . . . . .				8,290,000.00	-----	986,709.10	7,301,230.90	-----	-----
DEDUCTIONS FOR OFFSETTING RECEIPTS <sup>32/</sup>									
PROPRIETARY RECEIPTS FROM THE PUBLIC				-39,493,065.83	-----	-39,493,065.83	-----	-----	-----
TOTAL . . . . .				-39,493,065.83	-----	-39,493,065.83	-----	-----	-----
TOTAL, DEPARTMENT OF TRANSPORTATION . . . . .				15,041,550,015.09	174,156,635.00	13,451,791,922.50	1,763,914,727.59	-----	-----

FOOTNOTES AT END OF CHAPTER

### Appropriations, Outlays, and Balances - Continued

- 1 The amounts in this column, unless otherwise footnoted, represent appropriations, increases in borrowing authority or new contract authority. Appropriation accounts with appropriation transfer activity are presented in Table 1 (Appropriations and appropriation transfers) at the end of the chapter. For further detail on appropriations, increases in borrowing authority and new contract authority; see Tables 1, 2 and 6 respectively in Part Four - Information Tables.
- 2 For detail of transfer activity by account see Table 2 (Transfers - Other than Appropriation Transfers) at end of chapter. Amounts not appearing in Table 2, unless otherwise footnoted, represent transfers of obligated balances from lapsed appropriations to merged prior-year accounts pursuant to 31 U.S.C. 701 borrowings (net) or investments (net).
- 3 The amounts in this column, unless otherwise footnoted, represent unobligated balances withdrawn or restored pursuant to 31 U.S.C. 701 and changes in unfilled customer orders, accounts receivable, accounts payable, undelivered orders and unobligated balances.
- 4 Unobligated balance represents no-year or unexpired multiple-year account unless otherwise footnoted.
- 5 Subject to disposition by the administrative agency.
- 6 Transfer of obligated balance from lapsed appropriation to merged prior-year account pursuant to 31 U.S.C. 701.

<u>Account</u>	<u>Amount</u>
6960102	\$868,751.31
694/68107	898,819.31

- 7 Represents:
 

Transfer of obligated balance from lapsed appropriation to merged prior-year account pursuant to 31 U.S.C. 701-----	\$4,491,421.64
Redemption of Government agency securities-----	205,977.46
- 8 Excess of receivables over gross unpaid obligations.
- 9 Represents appropriations to liquidate.
- 10 For further detail see Table 6 - Part Four - Information Tables.

11 Excludes unrequisioned appropriations of \$161,568,000.00 from 20X8103 "Airport and Airway Trust Fund."

- 12 Excludes unrequisioned appropriation of \$518,701,300.00 from 20X8103 "Airport and Airway Trust Fund." (Unobligated balances of \$243,504.81 for lapsed account 69M8107 and \$373,217.24 for expired multiple-year account 695/78107, to be withdrawn subsequently by non-expenditure transfer authorization and transferred to 20X8103 "Airport and Airway Trust Fund." Unobligated balance of \$55,327,720.47 for expired multiple-year account 696/88107 will be partially transferred to 20X8103 "Airport and Airway Trust Fund" and the balance of \$54,363,000.00 will be transferred to FAA Facility and Equipment (Airport and Airway Trust Fund) account 699/18107 in accordance with P.L. 95-335 dated August 4, 1978).
- 13 Excludes unrequisioned appropriations of \$32,300,000.00 from 20X8103 "Airport and Airway Trust Fund."
- 14 Excludes \$2,008,343.09 refunds of taxes.
- 15 Includes:
 

Net investment in U.S. Public Debt securities-----	\$440,556,000.00
--	------------------
- 16 The amount of \$5,722.52 to be restored subsequently by non-expenditure transfer authorization and transferred from "Airport and Airway Trust Fund." Unobligated balance of \$210,359.46 is excess of receivables over gross unpaid obligations.
- 17 Excludes \$171,447,286.01 refund of taxes.
- 18 Includes:
 

Net investment in U.S. Public Debt securities-----	\$1,499,395,000.00
--	--------------------
- 19 Represents:
 

	<u>New Contract Authority</u>	<u>Appropriation To Liquidate</u>
69X8009	\$25,000,000.00	\$7,300,000.00
69X8016	150,860,000.00	112,000,000.00
69X8019	24,755,626.00	20,000,000.00
69-20X8102	6,842,778,124.00	5,850,000,000.00
- 20 Excludes unrequisioned appropriation in the amount of \$649,000,000.00 (Public Law 95-85, August 2, 1977) resulting in an unobligated balance available for obligation in the amount of \$5,707,772,230.08.
- 21 Excludes unrequisioned appropriation in the amount of \$4,544,000.00 (Public Law 95-85, August 2, 1977) resulting in an unobligated balance available for obligation in the amount of \$1,794,000.00.

- 22 Excludes unrequisioned appropriation in the amount of \$5,000,000.00 (Public Law 95-85, August 2, 1977) resulting in an unobligated balance available for obligation in the amount of \$28,861.00.
- 23 Excludes unrequisioned appropriation in the amount of \$44,651,667.00 (Public Law 95-85, August 2, 1977) resulting in an unobligated balance available for obligation in the amount of \$96,298,921.76.
- 24 Excludes unrequisioned appropriation in the amount of \$14,250,000.00 (Public Law 95-85, August 2, 1977) resulting in an unobligated balance available for obligation in the amount of \$333,510.15.
- 25 Excludes unrequisioned appropriation in the amount of \$23,500,000.00 (Public Law 95-85, August 2, 1977) resulting in a unobligated balance available for obligation in the amount of \$1,551,199.00.
- 26 Excludes unrequisioned appropriation in the amount of \$2,250,000.00 (Public Law 95-85, August 2, 1977) resulting in an unobligated balance available for obligation in the amount of \$2,250,000.00.
- 27 Excludes unrequisioned appropriation in the amount of \$43,480,362.69 (Public Law 95-85, August 2, 1977) resulting in unobligated balance available for obligation in the amount of \$40,658,757.45.
- 28 Excludes unrequisioned appropriation in the amount of \$25,500,000.00 (Public Law 95-85, August 2, 1977) resulting in a unobligated balance available for obligation in the amount of \$5,636,626.00.
- 29 Excludes unrequisioned appropriation in the amount of \$26,041,182.64 (Public Law 94-387, August 14, 1976, and 95-85, August 2, 1977) resulting in an unobligated balance available for obligation in the amount of \$447,297.00.
- 30 Includes:
 

Net repayment of borrowing from U.S. Treasury-----	\$49,351,015.73
--	-----------------
- 31 Includes:
 

Net investment in U.S. Public Debt securities-----	\$740,000.00
--	--------------
- 32 For detail by account see Table B - "Receipts by Organizational Unit."

TABLE 1 - APPROPRIATIONS AND APPROPRIATION TRANSFERS

Account Symbol	Net Appropriations and Appropriation Transfers	Appropriation Amount *	Net Appropriation Transfers	Detail of Appropriation Transfers		
				Accounts Involved	Amount From, Or To (-)	Citation of Law
69X0142	\$16,000,000.00	\$25,000,000.00	-\$9,000,000.00	69X4520	-\$9,000,000.00	92 STAT. 542
69X4520	9,000,000.00		9,000,000.00	69X0142	9,000,000.00	92 STAT. 542
69X0552	630,000.00		630,000.00	6980552	630,000.00	91 STAT. 406
6980552	7,740,000.00	8,370,000.00	-630,000.00	69X0552	-630,000.00	91 STAT. 406
69X0650	25,086,000.00		25,086,000.00	6980650	25,086,000.00	91 STAT. 409
6980650	27,502,000.00	52,588,000.00	-25,086,000.00	69X0650	-25,086,000.00	91 STAT. 409
69X0104	3,300,000.00		3,300,000.00	6980104	3,300,000.00	91 STAT. 412
6980104	4,990,000.00	8,290,000.00	-3,300,000.00	69X0104	-3,300,000.00	91 STAT. 412
TOTAL	\$94,248,000.00	\$94,248,000.00	\$0		\$0	

\*Appropriations to accounts which did not have appropriation transfer activity during the fiscal year are not included in this table.

TABLE 2 - TRANSFERS (OTHER THAN APPROPRIATION TRANSFERS - TABLE 1)

Account Symbol	Net Transfers	Details of Transfers			Account Symbol	Net Transfers	Details of Transfers		
		Accounts Involved	Amount From Or To (-)	Citation of Law			Accounts Involved	Amount From Or To (-)	Citation of Law
6960102	\$249,740.00	9261500	\$249,740.00	91 STAT. 582	12-20X8102(11)	\$3,000,000.00	69-20X8102(05)	31 USC 686, 686-1	
69X0142	-3,000,000.00	69X0142(13)	-3,000,000.00	31 USC 686, 686-1	14-20X8102(10)	858,135.00	69-20X8102(05)	31 USC 686, 686-1	
69X0142(13)	3,000,000.00	69X0142	3,000,000.00	31 USC 686, 686-1	14-20X8102(11)	92,095.00	69-20X8102(05)	31 USC 686, 686-1	
69X0245	-10,000,000.00	69X5168	-10,000,000.00	91 STAT. 92,1566	14-20X8102(20)	667,000.00	69-20X8102(05)	31 USC 686, 686-1	
69X5168	10,000,000.00	69X0245	10,000,000.00	91 STAT. 92,1566	69-20X8102(05)	5,852,116,770.00	20X8102	23 USC 308	
6981301	-53,900,000.00	69X0106	700,000.00	91 STAT. 404				91 STAT. 408	
		69X1358	4,900,000.00	91 STAT. 404	12-20X8102(11)	-3,000,000.00	12-20X8102(11)	31 USC 686, 686-1	
		97-6981301	99,500,000.00	31 USC 686, 686-1	14-20X8102(10)	-858,135.00	14-20X8102(10)	31 USC 686, 686-1	
97-6981301	99,500,000.00	6981301	99,500,000.00	31 USC 686, 686-1	14-20X8102(11)	-92,095.00	14-20X8102(11)	31 USC 686, 686-1	
69X1303	2,350,000.00	69X1358	2,350,000.00	91 STAT. 404	14-20X8102(20)	-667,000.00	14-20X8102(20)	31 USC 686, 686-1	
69X0106	-700,000.00	69X81301	-700,000.00	91 STAT. 404	69-20X8102(06)	-106,000.00	69-20X8102(06)	31 USC 686, 686-1	
69X1358	-7,250,000.00	6981301	-4,900,000.00	91 STAT. 404	69-20X8102(08)	-10,100,000.00	69-20X8102(08)	31 USC 686, 686-1	
		69X1303	-2,350,000.00	91 STAT. 404	69-20X8102(05)	106,000.00	69-20X8102(05)	31 USC 686, 686-1	
69X8106	599,432,000.00	20X8103	599,432,000.00	91 STAT. 405	99-20X8102(05)	10,100,000.00	99-20X8102(05)	31 USC 686, 686-1	
69X8107	4,500,000.00	20X8103	4,500,000.00	86 STAT. 583	69-20X8102(05)	1,060,000.00	69-20X8102(05)	31 USC 686, 686-1	
698708107	20,000,000.00	20X8103	11,000,000.00	91 STAT. 404	20X8102	8,000,000.00	20X8102	23 USC 308	
		695778107	9,000,000.00	91 STAT. 404				90 STAT. 1177	
697798107	39,500,000.00	20X8103	39,500,000.00	90 STAT. 1173	12X8209	-1,500,000.00	12X8209	23 USC 308	
696788107	90,000,000.00	20X8103	90,000,000.00	89 STAT. 839	20X8102	1,500,000.00	20X8102	23 USC 308	
695778107	27,812,998.22	20X8103	36,812,998.22	88 STAT. 771				91 STAT. 407	
		698708107	18,848,900.00	91 STAT. 404				91 STAT. 407	
694768107	18,848,900.00	20X8103	18,848,900.00	87 STAT. 332				91 STAT. 407	
69X8017	6,000,000.00	20X8102	6,000,000.00	90 STAT. 1175				87 STAT. 274	
69X8108	69,307,000.00	20X8103	69,307,000.00	89 STAT. 699				91 STAT. 406	
20X8103	-1,104,665,647.16	6988104	-275,000,000.00	91 STAT. 404				23 USC 402	
		69M8104	-264,748.94	31 USC 701-708				91 STAT. 406	
		69X8106	-599,432,000.00	89 STAT. 699				91 STAT. 406	
				91 STAT. 405				91 STAT. 406	
		69X8107	-4,500,000.00	86 STAT. 583				91 STAT. 2288	
		698708107	-11,000,000.00	91 STAT. 404				90 STAT. 1177	
		697798107	-39,500,000.00	90 STAT. 1173				91 STAT. 124	
		696788107	-90,000,000.00	89 STAT. 839				88 STAT. 775	
		695778107	-36,812,998.22	88 STAT. 771				91 STAT. 409	
		694768107	-18,848,900.00	87 STAT. 332				91 STAT. 409	
		69X8108	-69,307,000.00	89 STAT. 699				91 STAT. 409	
6988104	275,000,000.00	20X8103	275,000,000.00	91 STAT. 404				91 STAT. 409	
69M8104	264,748.94	20X8103	264,748.94	31 USC 701-708				91 STAT. 409	
69X0556(06)	-500,000.00	69X0556(06)	-500,000.00	91 STAT. 407				91 STAT. 409	
69X0554	500,000.00	69X0556	500,000.00	91 STAT. 407				91 STAT. 409	
	-12,000,000.00	69X0554(06)	-12,000,000.00	23 USC 402				91 STAT. 409	
				84 STAT. 1740				91 STAT. 409	
69X0554(06)	12,000,000.00	69X0554	12,000,000.00	23 USC 204				91 STAT. 409	
20X8102	-6,067,200,000.00	69X8009	-12,000,000.00	23 USC 108				91 STAT. 409	
		69X8013	-1,500,000.00	87 STAT. 274				91 STAT. 409	
		69X8016	-143,700,000.00	88 STAT. 775				91 STAT. 409	
		69X8017	-6,000,000.00	90 STAT. 1175				91 STAT. 409	
		69X8019	-20,000,000.00	91 STAT. 406				91 STAT. 409	
		69X8021	-4,000,000.00	88 STAT. 2288				91 STAT. 409	
		69X8026	-8,000,000.00	90 STAT. 1177				91 STAT. 409	
697798030	-4,000,000.00	697798030	-4,000,000.00	91 STAT. 1177				91 STAT. 411	
69-20X8102(05)	5,868,000,000.00	69-20X8102(05)	5,868,000,000.00	23 USC 308				91 STAT. 411	





Appropriations, Outlays, and Balances - Continued

Appropriation or Fund Account Title	Period of availability	Account symbol		Balances beginning of fiscal year	Appropriations and other obligatory authority	Transfers, borrowings, and investments (net)	Outlays (net)	Balances withdrawn and other transactions	Balances end of fiscal year
		Dept. Reg.	Sub. No.						
<b>THE DEPARTMENT OF THE TREASURY</b>									
<b>OFFICE OF THE SECRETARY</b>									
<b>GENERAL FUND ACCOUNTS</b>									
SALARIES AND EXPENSES, OFFICE OF THE SECRETARY, TREASURY									
FUND RESOURCES:									
UNDISBURSED FUNDS	NO YEAR 20	0101		\$1,613,573.51	\$1,500,000.00		\$571,658.75		\$2,535,874.76
	1978				28,861,000.00		26,246,030.96	\$563,689.14	2,902,279.90
	1977			1,416,806.96			430,150.08	337,202.85	649,454.03
	1976			224,272.59			-119,254.48	255,401.44	
	PRIOR YEARS			588,491.38			125,833.96	17,037.43	
				5,502,388.41				-278,889.25	5,781,277.66
ACCOUNTS RECEIVABLE									
FUND EQUITIES:									
UNOBLIGATED BALANCE				-1,081,309.07				-63,684.31	-1,017,824.76
ACCOUNTS PAYABLE				-2,614,781.84				206,055.62	-2,820,837.46
UNDELIVERED ORDERS				-5,649,441.94				2,037,027.81	-7,686,469.75
				-0-			27,239,959.27	3,074,040.73	-0-
	SUBTOTAL 20	0101			30,314,000.00				
INVESTMENT IN FUND ANTICIPATION NOTES, OFFICE OF THE SECRETARY, TREASURY									
FUND RESOURCES:									
UNDISBURSED FUNDS	1978 20	1865			200,000,000.00			26,643,105.00	5,173,356,655.00
	1977-78			86,050,000.00				-89,356,895.00	89,356,895.00
ACCOUNTS RECEIVABLE									
FUND EQUITIES:									
UNOBLIGATED BALANCE				-86,050,000.00				-86,050,000.00	
UNDELIVERED ORDERS								173,356,895.00	
				-0-				24,553,105.00	
	SUBTOTAL 20	1865			200,000,000.00				-173,356,895.00
<b>TRUST FUND ACCOUNTS</b>									
PERSHING HALL MEMORIAL FUND (PERMANENT APPROPRIATION)									
FUND RESOURCES:									
UNDISBURSED FUNDS	NO YEAR 20	8053		7,571.78	7,385.00		7,385.00		7,571.78
				211,000.00					211,000.00
INVESTMENTS IN PUBLIC DEBT SECURITIES									
FUND EQUITIES:									
UNOBLIGATED BALANCE				-211,186.78					-211,186.78
ACCOUNTS PAYABLE				-7,385.00					-7,385.00
				-0-					-0-
	SUBTOTAL 20	8053			7,385.00		7,385.00		
					230,321,385.00		27,247,344.27	27,667,145.73	
<b>MISCELLANEOUS ACCOUNTS</b>									
<b>OFFICE OF THE SECRETARY</b>									
<b>SPECIAL FUND ACCOUNTS</b>									
PRESIDENTIAL ELECTION CAMPAIGN FUND									
FUND RESOURCES:									
UNDISBURSED FUNDS	NO YEAR 20	5081		60,251,649.40	39,077,131.00		-768,867.30		100,097,647.70
FUND EQUITIES:									
UNOBLIGATED BALANCE				-60,251,649.40					-100,097,647.70
				-0-					-0-
	SUBTOTAL 20	5081			39,077,131.00		-768,867.30	39,845,998.30	
								39,845,998.30	
EXPENSES OF ADMINISTRATION OF SETTLEMENT OF WAR CLAIMS, ACT OF 1928, OFFICE OF THE SECRETARY OF THE TREASURY									
FUND RESOURCES:									
UNDISBURSED FUNDS	NO YEAR 20	5810		7,243.81	25,000.00		23,819.81		3,424.00
FUND EQUITIES:									
UNOBLIGATED BALANCE				-1,203.33					-2,000.98
ACCOUNTS PAYABLE				-1,040.48					-1,423.02
				-0-					-0-
	SUBTOTAL 20	5810			25,000.00		23,819.81	1,180.19	
FEDERAL CONTROL OF TRANSPORTATION SYSTEMS									
FUND RESOURCES:									
UNDISBURSED FUNDS	NO YEAR 20	5815		21,547.61					21,547.61
FUND EQUITIES:									
UNOBLIGATED BALANCE				-21,547.61					-21,547.61
				-0-					-0-
	SUBTOTAL 20	5815							

RECONSTRUCTION FINANCE CORPORATION									
LIQUIDATION FUND, TREASURY									
FUND RESOURCES:									
UNDISBURSED FUNDS									
ACCOUNTS RECEIVABLE									
FUND EQUITIES:									
UNOBLIGATED BALANCE									
INTRAGOVERNMENTAL FUNDS									
SUBTOTAL 20									
WORKING CAPITAL FUND, DEPARTMENT OF THE TREASURY									
FUND RESOURCES:									
UNDISBURSED FUNDS									
ACCOUNTS RECEIVABLE									
FUND EQUITIES:									
UNOBLIGATED BALANCE									
ACCOUNTS PAYABLE									
UNDELIVERED ORDERS									
SUBTOTAL 20									
SUBTOTAL . . . . .									
TOTAL, OFFICE OF THE SECRETARY . . . . .									
	NO YEAR 20	4170	425,640.41				-400,140.40	880,780.81	
			14,239.73					-4,960.37	19,200.10
			-439,880.14					-420,680.04	-19,200.10
			-0-				-400,140.40	403,140.40	-0-
	NO YEAR 20	4501	850,904.66				-26,013.48	99,070.34	777,847.80
			33,443.29					-92,110.09	125,553.38
			-396,113.76					-79,862.50	-316,251.20
			-485,270.17					84,905.84	-570,255.97
			-2,954.06					13,929.95	-16,094.01
			-0-				-20,013.48	20,013.48	-0-
				39,102,131.00			-1,234,201.37	40,336,332.37	
				269,423,516.00		-175,406,895.00	20,013,142.90	68,003,478.10	

OFFICE OF REVENUE SHARING									
GENERAL FUND ACCOUNTS									
SALARIES AND EXPENSES, OFFICE OF REVENUE SHARING									
FUND RESOURCES:									
UNDISBURSED FUNDS									
ACCOUNTS RECEIVABLE									
FUND EQUITIES:									
ACCOUNTS PAYABLE									
UNDELIVERED ORDERS									
SUBTOTAL 20									
ANTIRECESSION FINANCIAL ASSISTANCE FUND, TREASURY									
FUND RESOURCES:									
UNDISBURSED FUNDS									
FUND EQUITIES:									
UNOBLIGATED BALANCE									
ACCOUNTS PAYABLE									
SUBTOTAL 20									
PAYMENTS TO STATE AND LOCAL GOVERNMENT FISCAL ASSISTANCE TRUST FUND, DEPARTMENT OF THE TREASURY									
FUND RESOURCES:									
UNDISBURSED FUNDS									
TRUST FUND ACCOUNTS									
STATE AND LOCAL GOVERNMENT FISCAL ASSISTANCE TRUST FUND, DEPARTMENT OF THE TREASURY									
FUND RESOURCES:									
UNDISBURSED FUNDS									
FUND EQUITIES:									
UNOBLIGATED BALANCE									
ACCOUNTS PAYABLE									
SUBTOTAL 20									
	1978 20	0107		7,500,000.00			5,157,570.93	673,513.73	1,068,909.34
	1977		1,461,296.54				1,054,471.99	44,072.22	382,732.33
	1976		58,809.17			-11,726.00	9,793.89	37,379.28	
	PRIOR YEARS					11,726.00			11,726.00
			206,920.26					-17,212.85	224,133.11
			-385,412.72					55,928.61	-441,341.33
			-1,341,703.25					-95,543.80	-1,246,159.45
			-0-	7,500,000.00			6,801,042.81	698,157.19	-0-
	1978-79 20	0108		1,400,000,000.00			1,145,799,905.00		254,200,095.00
	1977-78		183,676,386.00				183,670,386.00		
			-183,312,771.00					70,715,462.00	84,254,028,233.00
			-363,615.00					-191,753.00	-171,862.00
			-0-	1,400,000,000.00			1,325,476,291.00	70,523,709.00	-0-
	1978 20	2111		6,854,924,000.00			6,854,924,000.00		
	NO YEAR 20	8111	1,756,618,182.00	6,854,924,000.00			6,822,957,000.00		1,788,505,182.00
			-46,346,867.00					33,807,517.00	-80,154,384.00
			-1,710,271,315.00					-1,840,517.00	-1,708,430,758.00
			-0-	6,854,924,000.00			6,822,957,000.00	31,567,000.00	-0-

FOOTNOTES AT END OF CHAPTER

Appropriations, Outlays, and Balances - Continued

Appropriation or Fund Account Title	Period of availability	Account symbol		Balances beginning of fiscal year	Appropriations and other obligatory authority	Transfers, borrowings, and investments (net)	Outlays (net)	Balances withdrawn and other transactions	Balances end of fiscal year
		Dept. No.	Account No.						
OFFICE OF REVENUE SHARING- CONTINUED									
TRUST FUND ACCOUNTS-CONTINUED									
DEDUCTIONS FOR OFFSETTING RECEIPTS 2/									
INTRABUDGETARY TRANSACTIONS									
TOTAL, OFFICE OF REVENUE SHARING									
FEDERAL LAW ENFORCEMENT TRAINING CENTER									
GENERAL FUND ACCOUNTS									
SALARIES AND EXPENSES, FEDERAL LAW ENFORCEMENT TRAINING CENTER									
FUND RESOURCES:									
UNDISBURSED FUNDS	1978 20	0104			13,453,000.00		10,644,127.93	54,369.01	82,754,503.06
	1977			\$1,815,056.80			1,441,047.17	25,848.30	348,163.33
	1976			430,744.11			35,316.49	354,638.53	
	PRIOR YEARS			92,645.28		-871.09	2,9510.82	90,134.46	
				253,264.98				-238,165.85	491,430.83
ACCOUNTS RECEIVABLE									
FUND EQUITIES:									
ACCOUNTS PAYABLE				-1,297,861.56				1,295,232.41	-2,593,093.97
UNDELIVERED ORDERS				-1,293,851.61				-292,057.27	-1,001,794.34
				-0-	13,453,000.00		12,123,000.41	1,329,999.59	-0-
SUBTOTAL 20		0104							
CONSTRUCTION, FEDERAL LAW ENFORCEMENT TRAINING CENTER									
FUND RESOURCES:									
UNDISBURSED FUNDS	NO YEAR 20	0103		12,007,273.50					12,007,273.50
TRANSFER TO:									
GENERAL SERVICES ADMINISTRATION	NO YEAR 47 20	0103		21,819,891.24			5,327,583.70		16,492,307.54
ACCOUNTS RECEIVABLE				3,055.06				-568.70	3,623.76
FUND EQUITIES:									
UNOBLIGATED BALANCE				-32,283,705.62				-15,274,184.03	-17,009,521.59
ACCOUNTS PAYABLE				-81,556.13				1,309,899.46	-1,371,455.59
UNDELIVERED ORDERS				-1,484,958.05				8,637,269.57	-10,122,227.62
				-0-				-5,827,583.70	-0-
SUBTOTAL 20		0103							
TOTAL, FEDERAL LAW ENFORCEMENT TRAINING CENTER					13,453,000.00		17,450,584.11	-3,997,584.11	
BUREAU OF GOVERNMENT FINANCIAL OPERATIONS									
GENERAL FUND ACCOUNTS									
SALARIES AND EXPENSES, BUREAU OF GOVERNMENT FINANCIAL OPERATIONS, TREASURY									
FUND RESOURCES:									
UNDISBURSED FUNDS	1978 20	1801			156,087,000.00		133,303,944.50	4,936,722.25	17,846,333.25
	1977			8,741,299.33			7,403,218.51	129,806.71	55,274.11
	1976			410,479.53			64,718.92	143,469.01	
	PRIOR YEARS			776,341.47		-202,591.60	279,208.51	39,935.61	
				597,355.77		202,591.60		-1,735,325.13	659,789.15
ACCOUNTS RECEIVABLE									
FUND EQUITIES:									
ACCOUNTS PAYABLE				-6,678,231.91				7,901,888.15	-14,580,120.06
UNDELIVERED ORDERS				-3,247,244.19				3,565,713.16	-6,812,957.35
				-0-	156,087,000.00		141,050,790.44	15,036,209.56	-0-
SUBTOTAL 20		1801							
SALARIES AND EXPENSES, NATIONAL INSTITUTE OF BUILDING SCIENCES, TREASURY									
FUND RESOURCES:									
UNDISBURSED FUNDS	1978 20	1806			1,000,000.00		1,000,000.00		

	1978 20	1977	1976	1975	1974	1973	1823		1978 20	1977	1976	1975	1974	1973	1823
<b>NEW YORK CITY SEASONAL FINANCING FUND,</b>															
<b>ADMINISTRATIVE EXPENSES, TREASURY</b>															
<b>FUND RESOURCES:</b>															
<b>UNDISBURSED FUNDS</b>															
1978 20	1,150,000.00														
1977		741,617.94													
1976		76,507.37													
<b>PRIOR YEARS</b>															
1975															
1974															
1973															
<b>SUBTOTAL 20</b>															
<b>FUND EQUITIES:</b>															
<b>ACCOUNTS PAYABLE</b>															
<b>UNDELIVERED ORDERS</b>															
<b>RELIEF OF INDIVIDUALS AND OTHERS</b>															
<b>BY PRIVATE AND PUBLIC LAWS</b>															
<b>FUND RESOURCES:</b>															
<b>UNDISBURSED FUNDS</b>															
<b>FUND EQUITIES:</b>															
<b>ACCOUNTS PAYABLE</b>															
<b>JUDGMENTS, COURT OF CLAIMS</b>															
<b>FUND RESOURCES:</b>															
<b>UNDISBURSED FUNDS</b>															
<b>FUND EQUITIES:</b>															
<b>ACCOUNTS PAYABLE</b>															
<b>JUDGMENTS, UNITED STATES COURTS</b>															
<b>FUND RESOURCES:</b>															
<b>UNDISBURSED FUNDS</b>															
<b>FUND EQUITIES:</b>															
<b>ACCOUNTS PAYABLE</b>															
<b>CLAIMS FOR DAMAGES</b>															
<b>FUND RESOURCES:</b>															
<b>UNDISBURSED FUNDS</b>															
<b>FUND EQUITIES:</b>															
<b>ACCOUNTS PAYABLE</b>															
<b>AWARDS OF INDIAN CLAIMS COMMISSION</b>															
<b>FUND RESOURCES:</b>															
<b>UNDISBURSED FUNDS</b>															
<b>FUND EQUITIES:</b>															
<b>ACCOUNTS PAYABLE</b>															
<b>CLAIMS FOR FIRE FIGHTING SERVICES</b>															
<b>FUND RESOURCES:</b>															
<b>UNDISBURSED FUNDS</b>															
<b>FUND EQUITIES:</b>															
<b>ACCOUNTS PAYABLE</b>															
<b>CLAIMS OF JAPANESE-AMERICANS EVACUATED</b>															
<b>FROM MILITARY ZONE</b>															
<b>FUND RESOURCES:</b>															
<b>UNDISBURSED FUNDS</b>															
<b>FUND EQUITIES:</b>															
<b>ACCOUNTS PAYABLE</b>															
<b>PAYMENTS TO THE GOVERNMENT OF GUAM,</b>															
<b>DEPARTMENT OF THE TREASURY</b>															
<b>FUND RESOURCES:</b>															
<b>UNDISBURSED FUNDS</b>															
<b>FUND EQUITIES:</b>															
<b>UNOBLIGATED BALANCE</b>															
<b>PAYMENT TO CLAIMANTS, EXPLOSION</b>															
<b>AT NAVAL AMMUNITION DEPOT,</b>															
<b>PORT CHICAGO, CALIF., TREASURY</b>															
<b>FUND RESOURCES:</b>															
<b>UNDISBURSED FUNDS</b>															
<b>FUND EQUITIES:</b>															
<b>ACCOUNTS PAYABLE</b>															

FOOTNOTES AT END OF CHAPTER

Appropriations, Outlays, and Balances - Continued

Appropriation or Fund Account Title	Period of availability	Account symbol			Balances beginning of fiscal year	Appropriations and other obligatory authority <sup>1/</sup>	Transfers, borrowings, and investments (net) <sup>2/</sup>	Outlays (net)	Balances withdrawn and other transactions <sup>3/</sup>	Balances end of fiscal year <sup>4/</sup>
		Dept. Reg.	Account No.	Sub. No.						
BUREAU OF GOVERNMENT FINANCIAL OPERATIONS-CONTINUED										
GENERAL FUND ACCOUNTS-CONTINUED										
INTEREST ON UNINVESTED FUNDS, TREASURY DEPARTMENT										
FUND RESOURCES:										
UNDISBURSED FUNDS	NO YEAR 20		1860		\$2,536,162.77	\$7,523,288.81		\$7,591,760.25		\$2,467,651.33
FUND EQUITIES:										
ACCOUNTS PAYABLE					-2,536,162.77			-68,471.44		-2,467,651.33
	SUBTOTAL 20		1860		-0-	7,523,288.81		7,591,760.25	-68,471.44	-0-
PAYMENT OF GOVERNMENT LOSSES IN SHIPMENT										
FUND RESOURCES:										
UNDISBURSED FUNDS	NO YEAR 20		1710		1,108,948.35			230,076.87		878,871.48
FUND EQUITIES:										
UNOBLIGATED BALANCE								878,871.48		-878,871.48
ACCOUNTS PAYABLE					-1,108,948.35			-1,108,948.35		
	SUBTOTAL 20		1710		-0-			230,076.87	-230,076.87	-0-
GRANTS TO HOOVER INSTITUTION ON WAR, REVOLUTION, AND PEACE										
FUND RESOURCES:										
UNDISBURSED FUNDS	1976-JANUARY 2, 1980 20		1830		2,508,866.00			2,508,866.00		
FUND EQUITIES:										
UNOBLIGATED BALANCE					-744,589.02			-744,589.02		
ACCOUNTS PAYABLE					-1,764,276.98			-1,764,276.98		
	SUBTOTAL 20		1830		-0-			2,508,866.00	-2,508,866.00	-0-
PUBLIC ENTERPRISE FUNDS										
UNITED STATES TREASURY CHECK FORGERY INSURANCE FUND										
FUND RESOURCES:										
UNDISBURSED FUNDS	NO YEAR 20		4109		1,892,672.04			42,080.32		1,850,591.72
FUND EQUITIES:										
UNOBLIGATED BALANCE					-1,892,672.04			-42,080.32		-1,850,591.72
	SUBTOTAL 20		4109		-0-			42,080.32	-42,080.32	-0-
NEW YORK SEASONAL FINANCING FUND, TREASURY										
FUND RESOURCES:										
UNDISBURSED FUNDS	NO YEAR 20		4069		2,300,000,000.00				2,300,000,000.00	
FUND EQUITIES:										
UNOBLIGATED BALANCE					-2,300,000,000.00				-2,300,000,000.00	
	SUBTOTAL 20		4069		-0-					-0-
INTRAGOVERNMENTAL FUNDS										
FISHERMEN'S PROTECTIVE FUND, TREASURY										
FUND RESOURCES:										
UNDISBURSED FUNDS	NO YEAR 20		4507		2,843,260.39			318,202.10		2,525,058.29
ACCOUNTS RECEIVABLE					4,156,739.61				-318,202.10	4,474,541.71
FUND EQUITIES:										
UNOBLIGATED BALANCE					-7,000,000.00					-7,000,000.00
	SUBTOTAL 20		4507		-0-			318,202.10	-318,202.10	-0-
TRUST FUND ACCOUNTS										
NATIONAL DEFENSE CONDITIONAL GIFT FUND, TREASURY										
FUND RESOURCES:										
UNDISBURSED FUNDS	NO YEAR 20		8886		942.00	676.50		105.00		1,514.50
FUND EQUITIES:										
ACCOUNTS PAYABLE					-943.00				571.50	-1,514.50
	SUBTOTAL 20		8886		-0-	676.50		105.00	571.50	-0-
ESTHER CATTELL SCHMITT GIFT FUND, TREASURY										
FUND RESOURCES:										
UNDISBURSED FUNDS	NO YEAR 20		8902		99.07	17,595.00		17,595.00		99.07
INVESTMENTS IN PUBLIC DEBT SECURITIES					414,000.00					414,000.00
ACCOUNTS RECEIVABLE					6,598.12					6,598.12
FUND EQUITIES:										
UNOBLIGATED BALANCE					-414,099.07					-414,099.07
ACCOUNTS PAYABLE					-6,598.12					-6,598.12
	SUBTOTAL 20		8902		-0-	17,595.00		17,595.00		-0-
TOTAL, BUREAU OF GOVERNMENT FINANCIAL OPERATIONS . . . . .						452,478,165.58		352,662,484.46	95,814,281.12	

TOBACCO AND FIREARMS

GENERAL FUND ACCOUNTS

SALARIES AND EXPENSES, BUREAU OF ALCOHOL,  
TOBACCO AND FIREARMS

FUND RESOURCES:		1978 20	1000						
UNDISBURSED FUNDS		1978		- - - - -	128,632,000.00	- - - - -	116,910,750.20	1,008,041.53	10,713,208.27
		1977		11,366,673.61	- - - - -	- - - - -	249,943.11		460,369.29
		1976		1,124,035.09	- - - - -	-747,150.29	10,650,361.21		
PRIOR YEARS				11,557.02	- - - - -	747,150.29	514,680.37	-137,795.57	- - - - -
ACCOUNTS RECEIVABLE				2,193,306.72	- - - - -	- - - - -	28,000.79	-17,059.93	748,083.45
FUND EQUITIES:					- - - - -	- - - - -		449,151.34	1,744,158.38
ACCOUNTS PAYABLE				-10,910,334.72	- - - - -	- - - - -	- - - - -	-374,113.77	-10,546,720.95
UNDELIVERED ORDERS				-3,775,145.72	- - - - -	- - - - -	- - - - -	-656,047.28	-3,117,098.44
SUBTOTAL 20			1000	-0-	128,632,000.00	- - - - -	128,109,880.57	522,119.43	-0-
TOTAL, BUREAU OF ALCOHOL, TOBACCO AND FIREARMS . . . . .				- - - - -	128,632,000.00	- - - - -	128,109,880.57	522,119.43	- - - - -

UNITED STATES CUSTOMS SERVICE

GENERAL FUND ACCOUNTS

SALARIES AND EXPENSES, UNITED  
STATES CUSTOMS SERVICE

FUND RESOURCES:		1978 20	0602						
UNDISBURSED FUNDS		1978		- - - - -	405,474,000.00	- - - - -	366,390,904.65	4,882,740.83	34,200,354.52
		1977		29,656,246.13	- - - - -	- - - - -	21,400,740.27	1,246,739.38	7,006,758.48
		1976		5,327,547.80	- - - - -	-3,335,744.78	1,507,780.75	484,022.27	- - - - -
PRIOR YEARS				3,509,453.16	- - - - -	3,235,744.78	1,889,557.00	-543,397.37	5,889,037.95
ACCOUNTS RECEIVABLE				11,704,111.80	- - - - -	- - - - -	- - - - -	3,378,820.40	8,325,285.40
FUND EQUITIES:					- - - - -	- - - - -	- - - - -		
ACCOUNTS PAYABLE				-21,746,773.93	- - - - -	- - - - -	- - - - -	1,608,914.96	-23,355,688.89
UNDELIVERED ORDERS				-28,450,584.96	- - - - -	- - - - -	- - - - -	3,617,162.50	-32,067,747.46
SUBTOTAL 20			0602	-0-	405,474,000.00	- - - - -	391,198,991.03	14,275,008.97	-0-

SPECIAL FUND ACCOUNTS

REFUNDS, TRANSFERS AND EXPENSES OF  
OPERATION, PUERTO RICO, UNITED  
STATES CUSTOMS SERVICE

FUND RESOURCES:		NO YEAR 20	5687						
UNDISBURSED FUNDS				9,167,921.68	76,369,245.44	- - - - -	78,814,703.48	- - - - -	6,722,403.64
ACCOUNTS RECEIVABLE				165,407.55	- - - - -	- - - - -	- - - - -	40,602.73	124,804.82
FUND EQUITIES:					- - - - -	- - - - -	- - - - -		
UNOBLIGATED BALANCE				-8,791,848.95	- - - - -	- - - - -	- - - - -	-3,161,634.32	-5,630,214.03
ACCOUNTS PAYABLE				-542,956.08	- - - - -	- - - - -	- - - - -	485,786.95	-1,028,745.03
UNDELIVERED ORDERS				1,477.80	- - - - -	- - - - -	- - - - -	109,726.60	-188,248.80
SUBTOTAL 20			5687	-0-	76,369,245.44	- - - - -	78,814,703.48	-2,445,518.04	-0-

REFUNDS, TRANSFERS AND EXPENSES OF  
OPERATION, VIRGIN ISLANDS, UNITED  
STATES CUSTOMS SERVICE

FUND RESOURCES:		NO YEAR 20	5692						
UNDISBURSED FUNDS				8,263,130.72	157,534,665.62	- - - - -	157,807,080.69	- - - - -	7,990,761.85
ACCOUNTS RECEIVABLE				29,443.53	- - - - -	- - - - -	- - - - -	-30,253.20	59,736.78
FUND EQUITIES:					- - - - -	- - - - -	- - - - -		
UNOBLIGATED BALANCE				-7,996,088.52	- - - - -	- - - - -	- - - - -	-445,524.77	-7,550,563.75
ACCOUNTS PAYABLE				-294,373.57	- - - - -	- - - - -	- - - - -	173,325.31	-467,658.88
UNDELIVERED ORDERS				-2,162.41	- - - - -	- - - - -	- - - - -	30,073.61	-32,236.02
SUBTOTAL 20			5692	-0-	157,534,665.62	- - - - -	157,807,080.69	-272,419.07	-0-

INTRAGOVERNMENTAL FUNDS

CONSOLIDATED WORKING FUND, TREASURY,  
UNITED STATES CUSTOMS SERVICE

FUND RESOURCES:		1977 20	3906						
UNDISBURSED FUNDS				4,095,000.00	- - - - -	- - - - -	4,095,000.00	- - - - -	- - - - -
FUND EQUITIES:					- - - - -	- - - - -	- - - - -		
ACCOUNTS PAYABLE				-4,095,000.00	- - - - -	- - - - -	- - - - -	-4,095,000.00	- - - - -
SUBTOTAL 20			3906	-0-	- - - - -	- - - - -	4,095,000.00	-4,095,000.00	-0-

Appropriations, Outlays, and Balances - Continued

Appropriation or Fund Account		Account symbol			Balances beginning of fiscal year	Appropriations and other obligational authority <sup>1/</sup>	Transfers, borrowings, and investments (net) <sup>2/</sup>	Outlays (net)	Balances withdrawn and other transactions <sup>3/</sup>	Balances end of fiscal year <sup>4/</sup>
Title	Period of availability	Dept. Reg.	Account Tr. From No.	Sub. No.						
UNITED STATES CUSTOMS SERVICE-CONTINUED										
TRUST FUND ACCOUNTS										
REFUNDS, TRANSFERS AND EXPENSES, UNCLAIMED ABANDONED, AND SEIZED GOODS, UNITED STATES CUSTOMS SERVICE										
FUND RESOURCES:										
UNDISBURSED FUNDS	NO YEAR 20		8789		\$2,207,140.57	\$3,453,331.08	-----	\$2,462,730.08	-----	\$3,197,741.57
FUND EQUITIES:										
UNOBLIGATED BALANCE					-2,207,140.57	-----	-----	\$990,601.00	-----	-3,197,741.57
	SUBTOTAL 20		8789		-0-	3,453,331.08	-----	2,462,730.08	990,601.00	-0-
TOTAL, UNITED STATES CUSTOMS SERVICE . . . . .					-----	642,831,246.14	-----	634,378,573.28	8,452,672.86	-----
BUREAU OF ENGRAVING AND PRINTING										
INTRAGOVERNMENTAL FUNDS										
BUREAU OF ENGRAVING AND PRINTING										
FUND RESOURCES:										
UNDISBURSED FUNDS	NO YEAR 20		4502		11,446,640.11	5,000,000.00	-----	-3,361,498.79	-----	19,806,138.90
TRANSFER TO:										
GENERAL SERVICES ADMINISTRATION	NO YEAR 47 20		4502		14,934.06	-----	-----	-----	-----	14,934.06
ACCOUNTS RECEIVABLE					11,768,366.50	-----	-----	-2,184,075.93	-----	13,952,442.43
UNFILLED CUSTOMER ORDERS					24,153,750.00	-----	-----	717,402.00	-----	25,436,348.00
FUND EQUITIES:										
UNOBLIGATED BALANCE					-5,905,421.78	-----	-----	6,183,009.14	-----	-12,088,430.92
ACCOUNTS PAYABLE					-35,108,116.60	-----	-----	-840,350.37	-----	-34,267,766.23
UNDELIVERED ORDERS					-6,370,152.29	-----	-----	4,485,513.95	-----	-10,855,666.24
	SUBTOTAL 20		4502		-0-	5,000,000.00	-----	-3,361,498.79	8,361,498.79	-0-
TOTAL, BUREAU OF ENGRAVING AND PRINTING . . . . .					-----	5,000,000.00	-----	-3,361,498.79	8,361,498.79	-----
BUREAU OF THE MINT										
GENERAL FUND ACCOUNTS										
SALARIES AND EXPENSES, BUREAU OF THE MINT										
FUND RESOURCES:										
UNDISBURSED FUNDS	1978 20		1616		-----	41,000,000.00	-----	34,761,636.27	257,468.95	5,980,854.78
	1977				5,337,037.64	-----	-----	4,824,791.13	130,428.21	381,818.30
	1976				749,560.99	-----	-----	-815,558.48	184,534.74	-----
	PRIOR YEARS				572,971.06	-----	-----	145,558.48	312,059.69	410,631.37
ACCOUNTS RECEIVABLE					1,027,659.71	-----	-----	-1,180,378.22	-----	2,208,037.93
FUND EQUITIES:										
ACCOUNTS PAYABLE					-4,520,698.49	-----	-----	-----	115,702.77	-4,636,401.26
UNDELIVERED ORDERS					-3,166,530.91	-----	-----	-----	1,178,450.21	-4,344,981.12
	SUBTOTAL 20		1616		-0-	41,000,000.00	-----	40,001,733.65	998,266.35	-0-
CONSTRUCTION OF MINT FACILITIES, BUREAU OF THE MINT										
FUND RESOURCES:										
UNDISBURSED FUNDS	NO YEAR 20		1617		3,782,375.24	-----	-----	-----	-----	3,782,375.24
TRANSFER TO:										
GENERAL SERVICES ADMINISTRATION	NO YEAR 47 20		1617		1,947,208.02	-----	-----	-----	-----	1,947,208.02
FUND EQUITIES:										
UNOBLIGATED BALANCE					-5,729,583.26	-----	-----	-----	-----	-5,729,583.26
	SUBTOTAL 20		1617		-0-	-----	-----	-----	-----	-0-





Appropriations, Outlays, and Balances - Continued

Appropriation or Fund Account		Account symbol			Balances beginning of fiscal year	Appropriations and other obligatory authority 1/	Transfers, borrowings, and investments (net) 2/	Outlays (net)	Balances withdrawn and other transactions 3/	Balances end of fiscal year 4/
Title	Period of availability	Dept. Reg.	Account No.	Sub. No.						
INTERNAL REVENUE SERVICE-CONTINUED										
GENERAL FUND ACCOUNTS-CONTINUED										
REFUNDS MADE WHERE EARNED INCOME CREDIT EXCEEDS LIABILITY FOR TAX										
FUND RESOURCES:										
UNDISBURSED FUNDS	NO YEAR 20		0903		-----	\$880,889,565.69	-----	\$880,889,969.69	-----	-----
REFUNDING INTERNAL REVENUE COLLECTIONS, INTEREST										
FUND RESOURCES:										
UNDISBURSED FUNDS	NO YEAR 20		0904		-----	316,936,801.40	-----	316,936,801.40	-----	-----
SPECIAL FUND ACCOUNTS										
INTERNAL REVENUE, COLLECTIONS FOR PUERTO RICO										
FUND RESOURCES:										
UNDISBURSED FUNDS	NO YEAR 20		5737		\$18,935,212.92	186,271,422.41	-----	187,568,386.21	-----	\$17,638,249.12
FUND EQUITIES:										
ACCOUNTS PAYABLE					-18,935,212.92	-----	-----	-1,296,963.80	-----	-17,638,249.12
	SUBTOTAL 20		5737		-0-	186,271,422.41	-----	187,568,386.21	-----	-0-
PUBLIC ENTERPRISE FUNDS										
FEDERAL TAX LIEN REVOLVING FUND, INTERNAL REVENUE SERVICE										
FUND RESOURCES:										
UNDISBURSED FUNDS	NO YEAR 20		4413		798,559.95	-----	-----	68,245.51	-----	730,314.44
FUND EQUITIES:										
UNOBLIGATED BALANCE					-798,559.95	-----	-----	-68,245.51	-----	-730,314.44
	SUBTOTAL 20		4413		-0-	-----	-----	68,245.51	-----	-0-
TOTAL, INTERNAL REVENUE SERVICE . . . . .					-----	3,351,382,193.50	-----	3,325,766,600.58	25,615,592.92	-----
UNITED STATES SECRET SERVICE										
GENERAL FUND ACCOUNTS										
SALARIES AND EXPENSES, UNITED STATES SECRET SERVICE										
FUND RESOURCES:										
UNDISBURSED FUNDS	NO YEAR 20		1408		1,781,260.84	-----	-----	-1,934,633.69	-----	3,715,894.53
	1978				-----	133,890,000.00	-----	114,157,464.69	1,117,977.09	18,614,558.22
	1977				12,492,543.62	-----	-----	9,277,920.78	1,674,439.18	1,540,183.66
	1976				3,853,668.04	-----	-----	2,454,531.50	234,037.25	-----
	PRIOR YEARS				395,811.20	-----	-----	1,165,099.29	161,966.70	1,244,832.77
					1,981,023.34	-----	-----	134,111.02	137,582.85	1,843,440.49
FUND EQUITIES:										
UNOBLIGATED BALANCE					-1,781,260.84	-----	-----	-----	1,934,633.69	-3,715,894.53
ACCOUNTS PAYABLE					-11,075,430.07	-----	-----	-----	668,008.41	-11,743,438.48
UNDELIVERED ORDERS					-7,647,616.13	-----	-----	-----	3,851,960.53	-11,499,576.66
	SUBTOTAL 20		1408		-0-	133,890,000.00	-----	124,089,394.30	9,800,605.70	-0-
CONTRIBUTION FOR ANNUITY BENEFITS, UNITED STATES SECRET SERVICE										
FUND RESOURCES:										
UNDISBURSED FUNDS	NO YEAR 20		1407		-----	5,011,043.15	-----	5,011,043.15	-----	-----
TOTAL, UNITED STATES SECRET SERVICE . . . . .					-----	138,901,043.15	-----	129,100,437.45	9,800,605.70	-----

COMPTROLLER OF THE CURRENCY

TRUST FUND ACCOUNTS

ASSESSMENT FUNDS, OFFICE OF THE COMPTROLLER OF THE CURRENCY

FUND RESOURCES:									
UNDISBURSED FUNDS	NO YEAR 20	8413	102,872.50	-----	-4,450,000.00	-4,420,287.67	-----		79,160.17
INVESTMENTS IN PUBLIC DEBT SECURITIES			52,245,000.00	-----	4,450,000.00	-----	535,005.31		56,695,000.00
ACCOUNTS RECEIVABLE			1,785,966.21	-----	-----	-----	-----		1,250,960.90
FUND EQUITIES:									
UNOBLIGATED BALANCE			-23,877,687.45	-----	-----	-----	2,379,347.65		-26,257,035.10
ACCOUNTS PAYABLE			-30,256,151.26	-----	-----	-----	1,511,934.71		-31,768,085.97
			-0-	-----	-----	-----	4,426,287.67		-0-
	SUBTOTAL 20	8413							
TOTAL, COMPTROLLER OF THE CURRENCY . . . . .						-4,426,287.67	4,426,287.67		

INTEREST ON THE PUBLIC DEBT

GENERAL FUND ACCOUNTS

INTEREST ON THE PUBLIC DEBT (PERMANENT APPROPRIATION)

FUND RESOURCES:									
UNDISBURSED FUNDS	NO YEAR 20	0550	-----	48,694,855,508.78	-----	48,694,855,508.78	-----		
TOTAL, INTEREST ON THE PUBLIC DEBT. . . . .				48,694,855,508.78		48,694,855,508.78			

DEDUCTIONS FOR OFFSETTING RECEIPTS <sup>2/</sup>

PROPRIETARY RECEIPTS FROM THE PUBLIC

RECEIPTS FROM OFF-BUDGET FEDERAL AGENCIES

INTRABUDGETARY TRANSACTIONS

TOTAL . . . . .

TOTAL, THE DEPARTMENT OF THE TREASURY . . . . .

			-----	-897,030,999.00	-----	-897,030,999.00	-----		
			-----	-2,767,670,182.83	-----	-2,767,670,182.83	-----		
			-----	-1,649,914,795.40	-----	-1,649,914,795.40	-----		
TOTAL . . . . .				-5,314,615,977.23		-5,314,615,977.23			
TOTAL, THE DEPARTMENT OF THE TREASURY . . . . .				56,805,523,669.93	-175,406,895.00	56,309,144,830.00	320,971,944.93		

MEMORANDUM

PUBLIC DEBT RETIREMENT

GENERAL FUND ACCOUNTS

SINKING FUND (PERMANENT APPROPRIATION)

FUND RESOURCES:									
UNDISBURSED FUNDS	NO YEAR 20	0575	23,242,000,086.42	680,849,085.47	-----	-----	-----		23,922,849,171.89
FUND EQUITIES:									
UNOBLIGATED BALANCE	SUBTOTAL 20	0575	-23,242,000,086.42	-----	-----	-----	680,849,085.47		-23,922,849,171.89
			-0-	680,849,085.47	-----	-----	680,849,085.47		-0-

PUBLIC DEBT PRINCIPAL (PERMANENT APPROPRIATION)

FUND RESOURCES:									
UNDISBURSED FUNDS	NO YEAR 20	0500	-----	1,237,288,157,957.35	1,237,288,157,957.35	-----	-----		

FOOTNOTES AT END OF CHAPTER

Appropriations, Outlays, and Balances - Continued

Appropriation or Fund Account		Account symbol			Balances beginning of fiscal year	Appropriations and other obligations authority 1/	Transfers, borrowings, and investments (net) 2/	Outlays (net)	Balances withdrawn and other transactions 3/	Balances end of fiscal year 4/
Title	Period of availability	Dept. Reg.	Tr. From	Account No.						
MEMORANDUM-CONTINUED										
PUBLIC DEBT RETIREMENT-CONTINUED										
SPECIAL FUND ACCOUNT										
GIFTS TO THE UNITED STATES FOR REDUCTION OF THE PUBLIC DEBT, BUREAU OF GOVERNMENT FINANCIAL OPERATIONS										
FUND RESOURCES:										
UNDISBURSED FUNDS	NO YEAR 20			5080		---	\$341,566.90	10/ -\$337,000.81	---	\$4,566.09
FUND EQUITIES:						---				
ACCOUNTS PAYABLE						---				
	SUBTOTAL 20			5080		-0-	341,566.90	-337,000.81	\$4,566.09	-4,566.09
									4,566.09	-0-
TOTAL, PUBLIC DEBT RETIREMENT. . . . .						---	1,237,969,348,609.72	-1,237,288,494,558.16	680,853,651.56	---
REFUNDS OF RECEIPTS										
GENERAL FUND ACCOUNTS										
REFUNDING INTERNAL REVENUE COLLECTIONS										
FUND RESOURCES:										
UNDISBURSED FUNDS	NO YEAR 20			0903		---	11/ 59,324,935,206.14	---	11/ 38,764,401,397.12	560,533,809.02
REFUND OF MONEYS ERRONEOUSLY RECEIVED AND COVERED										
FUND RESOURCES:										
UNDISBURSED FUNDS	NO YEAR 20			1807		---	622,061.19	---	622,061.19	---
REFUNDS AND DRAWBACKS, UNITED STATES CUSTOMS SERVICE										
FUND RESOURCES:										
UNDISBURSED FUNDS	NO YEAR 20			0603		---	155,894,040.06	---	155,894,040.06	---
TOTAL, REFUNDS OF RECEIPTS . . . . .						---	39,481,451,307.39	---	38,920,917,498.37	560,533,809.02

**Appropriations, Outlays, and Balances - Continued**

- 1 The amounts in this column, unless otherwise footnoted, represent appropriations, increases in borrowing authority or new contract authority. Appropriation accounts with appropriation transfer activity are presented in Table 1 (Appropriations and appropriation transfers) at the end of the chapter. For further detail on appropriations, increases in borrowing authority and new contract authority; see Tables 1, 2 and 6 respectively in Part Four - Information Tables.
- 2 For detail of transfer activity by account see Table 2 (Transfers - Other than Appropriation Transfers) at end of chapter. Amounts not appearing in Table 2, unless otherwise footnoted, represent transfers of obligated balances from lapsed appropriations to merged prior-year accounts pursuant to 31 U.S.C. 701, borrowings (net) or investments (net).
- 3 The amounts in this column, unless otherwise footnoted, represent unobligated balances withdrawn or restored pursuant to 31 U.S.C. 701 and changes in unfilled customer orders, accounts receivable, accounts payable, undelivered orders and unobligated balances.
- 4 Unobligated balance represents no-year or unexpired multiple-year account unless otherwise footnoted.

- 5 Subject to disposition by the administrative agency.
- 6 Includes \$97,527,000.00 that is unobligated-unavailable pursuant to P.L. 94-369.
- 7 For detail by account see Table B - "Receipts by Organizational Unit."
- 8 Represents:
- | P.L. No. | Approved | Beneficiary                                   | Amount     |
|----------|----------|---|------------|
| 95-10    | 10-25-77 | Vivian L. Smith                               | \$ 272.18  |
| 95-10    | 10-25-77 | Wayne Simms                                   | 412.62     |
| 95-10    | 10-25-77 | Charles A. Boggs                              | 1,687.50   |
| 95-10    | 10-25-77 | Joe Silotto                                   | 366.13     |
| 95-10    | 10-25-77 | Lawrence D. Wolf                              | 511.67     |
| 95-10    | 10-25-77 | Gordon Stockdale                              | 177.22     |
| 95-38    | 5-16-78  | The First Baptist Church of Paducah, Kentucky | 171,990.00 |
| 93-96    | 10-17-74 | Thomas C. Johnson                             | 1,424.63   |
| 95-53    | 9-17-78  | Master Sergeant William E. Boone              | 1,410.00   |
| 95-51    | 9-08-78  | Frankie M. James                              | 1,950.00   |

- 9 Represents:
- |   |                        |
|---|------------------------|
| Public debt expenditures per September 30, 1978-----  | \$1,237,288,494,958.16 |
| Less: Amount of gifts to the United States applied to the reduction of the public debt----- | 337,000.81             |
- 10 Represents amount transferred to public debt principal account and applied to the reduction of the public debt.
- 11 Includes \$880,889,969.69 refunds made where earned income credit exceeds liability for tax.

**TABLE 1 - APPROPRIATIONS AND APPROPRIATION TRANSFERS**

Account Symbol	Net Appropriations and Appropriation Transfers	Appropriation Amount *	Net Appropriation Transfers	Detail of Appropriation Transfers		
				Accounts Involved	Amount From, Or To (-)	Citation of Law
2081801	\$156,087,000.00	\$156,576,000.00	-\$489,000.00	2080560	\$1,951,000.00	31 USC 1001 note
2080560	118,380,000.00	120,331,000.00	-1,951,000.00	2080912	-2,440,000.00	31 USC 1001 note
2080912	922,709,000.00	920,269,000.00	2,440,000.00	2081801	-1,951,000.00	31 USC 1001 note
				2081801	2,440,000.00	31 USC 1001 note
<b>TOTAL</b>	<b>\$1,197,176,000.00</b>	<b>\$1,197,176,000.00</b>	<b>\$0</b>		<b>\$0</b>	

\*Appropriations to accounts which did not have appropriation transfer activity during the fiscal year are not included in this table.

**TABLE 2 - TRANSFERS (OTHER THAN APPROPRIATION TRANSFERS - TABLE 1)**

Account Symbol	Net Transfers	Details of Transfers		
		Accounts Involved	Amount From Or To (-)	Citation of Law
207/ <del>61045</del>	-\$175,406,895.00	69X4411	-\$175,406,895.00	90 STAT. 76
<b>TOTAL</b>	<b>-\$175,406,895.00</b>		<b>-\$175,406,895.00</b>	





Appropriations, Outlays, and Balances - Continued

Appropriation or Fund Account		Account symbol			Balances beginning of fiscal year	Appropriations and other obligational authority <u>1/</u>	Transfers, borrowings, and investments (net) <u>2/</u>	Outlays (net)	Balances withdrawn and other transactions <u>3/</u>	Balances end of fiscal year <u>4/</u>
Title	Period of availability	Dept. Reg.	Account No.	Sub. No.						
TRUST FUND ACCOUNTS										
CITIZENS FUND FOR POLLUTION CONTROL ACTIVITIES, ENVIRONMENTAL PROTECTION AGENCY										
FUND RESOURCES:										
UNDISBURSED FUNDS	NO YEAR 68		8220		\$12,681.83	-----	-----	-----	-----	\$12,681.83
FUND EQUITIES:										
UNOBLIGATED BALANCE					-12,681.83	-----	-----	-----	-----	-12,681.83
	SUBTOTAL 68		8220		-0-	-----	-----	-----	-----	-0-
MISCELLANEOUS CONTRIBUTED FUNDS, ENVIRONMENTAL PROTECTION AGENCY										
FUND RESOURCES:										
UNDISBURSED FUNDS	NO YEAR 68		8741		69,325.58	\$32,000.00	-----	\$18,711.27	-----	82,614.31
FUND EQUITIES:										
UNOBLIGATED BALANCE					-52,929.08	-----	-----	-----	\$5,983.16	-58,892.24
ACCOUNTS PAYABLE					-2,233.16	-----	-----	-----	295.04	-2,528.20
UNDELIVERED ORDERS					-14,163.34	-----	-----	-----	7,030.53	-21,193.87
	SUBTOTAL 68		8741		-0-	32,000.00	-----	18,711.27	13,288.73	-0-
DEDUCTIONS FOR OFFSETTING RECEIPTS <u>6/</u>										
PROPRIETARY RECEIPTS FROM THE PUBLIC					-----	-508,769.23	-----	-508,769.23	-----	-----
TOTAL, ENVIRONMENTAL PROTECTION AGENCY . . . . .					-----	5,498,126,230.77	-----	4,071,472,055.59	1,426,654,175.18	-----

1 The amounts in this column, unless otherwise footnoted, represent appropriations, increases in borrowing authority or new contract authority. Appropriation accounts with appropriation transfer activity are presented in Table 1 (Appropriations and appropriation transfers) at the end of the chapter. For further detail on appropriations, increases in borrowing authority and new contract authority; see Tables 1, 2 and 6 respectively in Part Four - Information Tables.

2 For detail of transfer activity by account see Table 2 (Transfers - Other than Appropriation Transfers) at end of chapter. Amounts not appearing in Table 2, unless otherwise footnoted, represent transfers of obligated balances from lapsed appropriations to merged prior-year accounts pursuant to 31 U.S.C. 701, borrowings (net) or investments (net).

3 The amounts in this column, unless otherwise footnoted, represent unobligated balances withdrawn or restored

pursuant to 31 U.S.C. 701 and changes in unfilled customer orders, accounts receivable, accounts payable, undelivered orders and unobligated balances.

4 Unobligated balance represents no-year or unexpired multiple-year account unless otherwise footnoted.

5 Represents appropriation to liquidate.

6 For detail by account see Table B - "Receipts by Organizational Unit."

**TABLE 1 - APPROPRIATIONS AND APPROPRIATION TRANSFERS**

Account Symbol	Net Appropriations and Appropriation Transfers	Appropriation Amount *	Net Appropriation Transfers	Detail of Appropriation Transfers		
				Accounts Involved	Amount From, Or To (-)	Citation of Law
6880105	\$82,749,500.00	\$76,046,000.00	\$6,703,500.00	6880106	\$598,200.00	91 STAT. 1079
				688/90107	818,300.00	91 STAT. 1079
688/90107	317,246,100.00	319,547,000.00	-2,300,900.00	688/90108	5,287,000.00	91 STAT. 1079
				6880105	-818,300.00	91 STAT. 1079
688/90108	520,877,500.00	526,173,000.00	-5,295,500.00	6880106	-2,041,000.00	91 STAT. 1079
				688/90108	558,400.00	91 STAT. 1079
6880106	73,729,900.00	72,837,000.00	892,900.00	6880105	-5,287,000.00	91 STAT. 1079
				6880106	549,900.00	91 STAT. 1079
				688/90107	-558,400.00	91 STAT. 1079
				6880105	-598,200.00	91 STAT. 1079
				688/90107	2,041,000.00	91 STAT. 1079
				688/90108	-549,900.00	91 STAT. 1079
TOTAL	\$994,603,000.00	\$994,603,000.00	\$0		\$0	

\*Appropriations to accounts which did not have appropriation transfer activity during the fiscal year are not included in this table.

**TABLE 2 - TRANSFERS (OTHER THAN APPROPRIATION TRANSFERS - TABLE 1 )**

Account Symbol	Net Transfers	Details of Transfers		
		Accounts Involved	Amount From Or To (-)	Citation of Law
68X0107	-\$500,000.00	68X0108	-\$500,000.00	89 STAT. 590
688/90107	-4,600,000.00	12-688/90107(15)	-550,000.00	31 USC 686, 686-1
		75-688/90107(06)	-4,050,000.00	31 USC 686, 686-1
12-688/90107(15)	550,000.00	688/90107	550,000.00	31 USC 686, 686-1
75-688/90107(06)	4,050,000.00	688/90107	4,050,000.00	31 USC 686, 686-1
68X0109	-1,200,000.00	68X0108	-1,200,000.00	89 STAT. 590
68X0108	1,700,000.00	68X0107	500,000.00	89 STAT. 590
		68X0109	1,200,000.00	89 STAT. 590

Account Symbol	Net Transfers	Details of Transfers		
		Accounts Involved	Amount From Or To (-)	Citation of Law
688/90108	-\$1,000,000.00	12-688/90108(05)	-\$1,000,000.00	86 STAT. 996-997
12-688/90108(05)	1,000,000.00	688/90108	1,000,000.00	86 STAT. 996-997
TOTAL	\$0		\$0	

FOOTNOTES





FEDERAL BUILDINGS FUND, UNDISTRIBUTED									
SIBAC CHARGEBACKS, GENERAL SERVICES									
ADMINISTRATION									
FUND RESOURCES:									
UNDISBURSED FUNDS									
REIMBURSABLE WORK AUTHORIZATIONS:									
FORT WORTH, TEXAS									
NO YEAR 47	4542	187						-233,336.11	233,336.11
SLUC:									
WASHINGTON, D.C.									
NO YEAR 47	4542	193						-250.00	250.00
FUND EQUITIES:									
ACCOUNTS PAYABLE									
SUBTOTAL 47	4542			-0-				-233,586.11	233,586.11
CONSTRUCTION SERVICE FUND, GENERAL									
SERVICES ADMINISTRATION									
FUND RESOURCES:									
UNDISBURSED FUNDS									
NO YEAR 47	4602		23,678,829.42					-4,197,388.37	27,876,217.79
ACCOUNTS RECEIVABLE									
UNFILLED CUSTOMER ORDERS									
FUND EQUITIES:									
UNOBLIGATED BALANCE									
ACCOUNTS PAYABLE									
UNDELIVERED ORDERS									
SUBTOTAL 47	4602			-0-				-4,197,388.37	27,876,217.79
CONSOLIDATED WORKING FUND, GENERAL									
SERVICES ADMINISTRATION, REAL									
PROPERTY ACTIVITIES									
FUND RESOURCES:									
UNDISBURSED FUNDS									
NO YEAR 47	3918		1,926,866.27					687,942.73	1,238,923.54
ACCOUNTS RECEIVABLE									
UNFILLED CUSTOMER ORDERS									
FUND EQUITIES:									
UNOBLIGATED BALANCE									
ACCOUNTS PAYABLE									
UNDELIVERED ORDERS									
SUBTOTAL 47	3918			-0-				687,942.73	1,238,923.54
TRUST FUND ACCOUNTS									
UNCONDITIONAL GIFTS OF REAL, PERSONAL, OR									
OTHER PROPERTY, GENERAL SERVICES									
ADMINISTRATION									
FUND RESOURCES:									
UNDISBURSED FUNDS									
NO YEAR 47	8198							-10,695.00	10,695.00
FUND EQUITIES:									
UNOBLIGATED BALANCE									
SUBTOTAL 47	8198			-0-				-10,695.00	10,695.00
TOTAL, REAL PROPERTY ACTIVITIES . . . . .									
			8,935,000.00					-160,740,640.76	169,675,640.76

PERSONAL PROPERTY ACTIVITIES

GENERAL FUND ACCOUNTS

OPERATING EXPENSES, FEDERAL									
SUPPLY SERVICE, GENERAL									
SERVICES ADMINISTRATION									
FUND RESOURCES:									
UNDISBURSED FUNDS									
1978 47	0500				168,144,000.00			156,060,824.99	2,960,735.13
1977			10,040,842.16					8,327,132.39	91,769.17
1976			1,841,280.93					-975,153.12	619,800.35
PRIOR YEARS			4,130,390.10					975,153.12	201,827.21
ACCOUNTS RECEIVABLE									
FUND EQUITIES:									
ACCOUNTS PAYABLE									
UNDELIVERED ORDERS									
SUBTOTAL 47	0500			-0-	168,144,000.00			1,65,209,592.94	2,934,407.06

FOOTNOTES AT END OF CHAPTER



WORKING CAPITAL FUND, GENERAL SERVICES ADMINISTRATION									
FUND RESOURCES:									
UNDISBURSED FUNDS	NO YEAR 47	4540	1	1,173,196.00	-	-	192,466.05	-	980,729.95
ACCOUNTS RECEIVABLE				1,721,689.25	-	-	-694,970.27	-	2,416,659.52
UNFILLED CUSTOMER ORDERS				100,926.24	-	-	-66,394.21	-	167,320.45
FUND EQUITIES:									
UNOBLIGATED BALANCE				-743,448.34	-	-	-	411,722.90	-1,155,171.24
ACCOUNTS PAYABLE				-2,161,069.89	-	-	-	201,227.47	-2,362,297.36
UNDELIVERED ORDERS				-91,293.26	-	-	-	-44,051.94	-47,241.32
	SUBTOTAL 47	4540		-0-	-	-	192,466.05	-192,466.05	-0-
TOTAL, PERSONAL PROPERTY ACTIVITIES . . . . .									
					\$169,144,000.00		196,530,836.47	-28,386,836.47	
RECORDS ACTIVITIES									
GENERAL FUND ACCOUNTS									
OPERATING EXPENSES, NATIONAL ARCHIVES AND RECORDS SERVICE, GENERAL SERVICES ADMINISTRATION									
FUND RESOURCES:									
UNDISBURSED FUNDS	NO YEAR 47	0300		87,123.92	3,500,000.00	\$243,699.48	3,629,049.60	87,123.92	115,649.88
	1978			-	66,374,000.00	-	56,445,118.06	1,398,521.88	5,536,360.06
	1977			6,486,447.19	-	-	6,050,882.21	-87,845.45	543,410.43
	1976			366,073.12	-	-	175,508.41	140,509.29	46,055.42
	PR IJK YEARS			249,527.61	-	-	2,443,294.23	-	5,193,766.62
				1,157,954.40	-	-	-	-4,017,807.25	5,175,761.65
ACCOUNTS RECEIVABLE									
FUND EQUITIES:									
UNOBLIGATED BALANCE				-87,099.77	-	-	-	149,901.42	1/-237,001.19
ACCOUNTS PAYABLE				-4,650,341.04	-	-	-	340,348.10	-4,990,689.14
UNDELIVERED ORDERS				-3,609,685.43	-	-	-	386,095.06	-3,995,780.49
	SUBTOTAL 47	0300		-0-	69,874,000.00	243,699.48	71,730,852.51	-1,613,153.03	-0-
RECORDS DECLASSIFICATION, NATIONAL ARCHIVES AND RECORDS SERVICE, GENERAL SERVICES ADMINISTRATION									
FUND RESOURCES:									
UNDISBURSED FUNDS	1978 47	0301		-	1,565,000.00	-	1,396,781.46	45,715.11	122,503.43
	1977			113,980.05	-	-	116,303.85	-3,923.80	1,595.00
	1976			55,628.75	-	-	-	4,530.00	-
	PR IJK YEARS			24,581.05	-	-51,098.75	-	14,562.05	61,117.75
				210.00	-	-	-	-473.98	683.98
ACCOUNTS RECEIVABLE									
FUND EQUITIES:									
ACCOUNTS PAYABLE				-87,042.65	-	-	-	2,816.54	-89,859.19
UNDELIVERED ORDERS				-107,357.20	-	-	-	-11,316.23	-96,040.97
	SUBTOTAL 47	0301		-0-	1,565,000.00	-	1,513,050.31	51,909.69	-0-
NATIONAL HISTORICAL PUBLICATIONS GRANTS, NATIONAL ARCHIVES AND RECORDS SERVICE, GENERAL SERVICES ADMINISTRATION									
FUND RESOURCES:									
UNDISBURSED FUNDS	NO YEAR 47	0302		243,699.48	-	-243,699.48	-	-	-
FUND EQUITIES:									
UNOBLIGATED BALANCE				-141,289.48	-	-	-	-141,239.48	-
ACCOUNTS PAYABLE				-28,665.00	-	-	-	-28,665.00	-
UNDELIVERED ORDERS				-73,745.00	-	-	-	-73,745.00	-
	SUBTOTAL 47	0302		-0-	-	-243,699.48	-	-243,699.48	-0-
TRUST FUND ACCOUNTS									
NATIONAL ARCHIVES GIFT FUND, GENERAL SERVICES ADMINISTRATION									
FUND RESOURCES:									
UNDISBURSED FUNDS	NO YEAR 47	8197		74,126.17	160,348.41	40,000.00	246,681.30	-	27,793.28
INVESTMENTS IN PUBLIC DEBT SECURITIES				420,000.00	-	-40,000.00	-	-	380,000.00
ACCOUNTS RECEIVABLE				6,208.35	-	-	-	4,773.28	1,435.07
FUND EQUITIES:									
UNOBLIGATED BALANCE				-484,377.38	-	-	-	-91,752.47	-392,624.91
ACCOUNTS PAYABLE				-15,957.14	-	-	-	646.30	-16,603.44
	SUBTOTAL 47	8197		-0-	160,348.41	-	246,681.30	-86,332.89	-0-

FOOTNOTES AT END OF CHAPTER

Appropriations, Outlays, and Balances - Continued

Appropriation or Fund Account		Account symbol			Balances beginning of fiscal year	Appropriations and other obligatory authority <sup>1/</sup>	Transfers, borrowings, and investments (net) <sup>2/</sup>	Outlays (net)	Balances withdrawn and other transactions <sup>3/</sup>	Balances end of fiscal year <sup>4/</sup>
Title	Period of availability	Dept. Reg. Tr. From	Account No.	Sub. No.						
RECORDS ACTIVITIES-CONTINUED										
TRUST FUND ACCOUNTS-CONTINUED										
NATIONAL ARCHIVES TRUST FUND, GENERAL SERVICES ADMINISTRATION										
FUND RESOURCES:										
UNDISBURSED FUNDS	NO YEAR 47		8431		\$552,324.05	- - - - -	-\$300,000.00	- - - - -	- - - - -	\$1,058,633.05
INVESTMENTS IN PUBLIC DEBT SECURITIES					3,410,000.00	- - - - -	300,000.00	- - - - -	- - - - -	3,710,000.00
ACCOUNTS RECEIVABLE					1,770,420.62	- - - - -	- - - - -	- - - - -	\$774,116.72	996,303.90
UNFILLED CUSTOMER ORDERS					375,641.00	- - - - -	- - - - -	- - - - -	-7,293.50	382,934.50
FUND EQUITIES:										
UNOBLIGATED BALANCE					-2,715,530.03	- - - - -	- - - - -	- - - - -	767,771.35	-3,483,301.38
ACCOUNTS PAYABLE					-2,939,932.76	- - - - -	- - - - -	- - - - -	-549,760.16	-2,390,172.60
UNDELIVERED ORDERS					-452,922.88	- - - - -	- - - - -	- - - - -	-178,525.41	-274,397.47
	SUBTOTAL 47		8431		-0-	- - - - -	- - - - -	-806,309.00	806,309.00	-0-
TOTAL, RECORDS ACTIVITIES. . . . .					- - - - -	\$71,599,348.41	- - - - -	72,684,315.12	-1,084,966.71	- - - - -
AUTOMATED DATA AND TELECOMMUNICATIONS ACTIVITIES										
GENERAL FUND ACCOUNTS										
OPERATING EXPENSES, AUTOMATED DATA AND TELECOMMUNICATIONS SERVICE, GENERAL SERVICES ADMINISTRATION										
FUND RESOURCES:										
UNDISBURSED FUNDS	1978 47		0900		- - - - -	8,490,000.00	- - - - -	7,787,730.66	81,728.62	620,540.72
	1977				658,433.80	- - - - -	- - - - -	636,461.84	-6,293.47	28,265.43
	1976				82,061.11	- - - - -	-36,564.97	48,381.26	-2,885.12	- - - - -
	PRIOR YEARS				37,847.86	- - - - -	36,564.97	23.22	8,952.34	65,437.27
ACCOUNTS RECEIVABLE					9,371.44	- - - - -	- - - - -	- - - - -	-7,055.12	16,426.56
FUND EQUITIES:										
UNOBLIGATED BALANCE					-458,460.50	- - - - -	- - - - -	- - - - -	43,009.19	-501,469.69
ACCOUNTS PAYABLE					-329,253.71	- - - - -	- - - - -	- - - - -	-100,053.42	-229,200.29
UNDELIVERED ORDERS					-0-	- - - - -	- - - - -	- - - - -	17,403.02	-0-
	SUBTOTAL 47		0900		-0-	8,490,000.00	- - - - -	8,472,596.98	-100,053.42	-229,200.29
INTRAGOVERNMENTAL FUNDS										
FEDERAL TELECOMMUNICATIONS FUND, GENERAL SERVICES ADMINISTRATION										
FUND RESOURCES:										
UNDISBURSED FUNDS	NO YEAR 47		4533	1	35,586,595.46	- - - - -	- - - - -	-642,534.16	\$4,731,419.84	31,497,709.78
(ARS) UNDISTRIBUTED SIBAC CHARGEBACKS, WASHINGTON, D.C.	NO YEAR 47		4533	143	- - - - -	- - - - -	- - - - -	-209.36	- - - - -	209.36
ACCOUNTS RECEIVABLE					44,595,046.68	- - - - -	- - - - -	- - - - -	-6,018,661.04	50,613,707.72
FUND EQUITIES:										
UNOBLIGATED BALANCE					-31,076,169.14	- - - - -	- - - - -	- - - - -	-10,585,962.64	-20,490,206.50
ACCOUNTS PAYABLE					-47,476,240.39	- - - - -	- - - - -	- - - - -	8,213,905.14	-55,690,145.53
UNDELIVERED ORDERS					-1,629,232.61	- - - - -	- - - - -	- - - - -	4,302,042.22	-5,931,274.83
	SUBTOTAL 47		4533		-0-	- - - - -	-642,743.52	- - - - -	642,743.52	-0-
AUTOMATIC DATA PROCESSING FUND, GENERAL SERVICES ADMINISTRATION										
FUND RESOURCES:										
UNDISBURSED FUNDS	NO YEAR 47		4541		22,263,268.43	- - - - -	- - - - -	6,880,871.39	\$4,228,584.24	15,153,812.80
ACCOUNTS RECEIVABLE					19,259,706.56	- - - - -	- - - - -	- - - - -	-2,645,663.71	21,905,370.27
UNFILLED CUSTOMER ORDERS					87,668.81	- - - - -	- - - - -	- - - - -	-1,137,103.63	1,224,772.44
FUND EQUITIES:										
UNOBLIGATED BALANCE					-26,985,029.56	- - - - -	- - - - -	- - - - -	-13,731,082.14	-13,253,947.42
ACCOUNTS PAYABLE					-11,511,080.31	- - - - -	- - - - -	- - - - -	10,238,158.65	-21,749,238.96
UNDELIVERED ORDERS					-3,114,533.93	- - - - -	- - - - -	- - - - -	166,235.20	-3,280,769.13
	SUBTOTAL 47		4541		-0-	- - - - -	- - - - -	6,880,871.39	-6,880,871.39	-0-
TOTAL, AUTOMATED DATA AND TELECOMMUNICATIONS ACTIVITIES. . . . .					- - - - -	8,490,000.00	- - - - -	14,710,724.85	-6,220,724.85	- - - - -

DISPOSAL ACTIVITIES

GENERAL FUND ACCOUNTS

OPERATING EXPENSES, PROPERTY MANAGEMENT AND DISPOSAL SERVICE, SALE OF RARE SILVER DOLLARS, GENERAL SERVICES ADMINISTRATION

FUND RESOURCES:

UNDISBURSED FUNDS  
ACCOUNTS RECEIVABLE  
FUND EQUITIES:  
UNOBLIGATED BALANCE  
ACCOUNTS PAYABLE  
UNDELIVERED ORDERS

NO YEAR 47 0701  
SUBTOTAL 47 0701

2,347,258.18  
1,807.60  
-2,107,682.17  
-3,495.81  
-237,887.80  
-0-

23,326.08  
23,326.08

213,986.05  
503.72  
-237,815.85  
-23,326.08

2,373,932.10  
1,807.60  
-2,321,668.22  
-3,999.53  
-71.95  
-0-

SPECIAL FUND ACCOUNTS

OPERATING EXPENSES, PROPERTY MANAGEMENT AND DISPOSAL SERVICE, GENERAL SERVICES ADMINISTRATION

FUND RESOURCES:

UNDISBURSED FUNDS  
ACCOUNTS RECEIVABLE  
FUND EQUITIES:  
UNOBLIGATED BALANCE  
ACCOUNTS PAYABLE  
UNDELIVERED ORDERS

PRIOR YEARS 47 5255  
SUBTOTAL 47 5255

86,905.08  
11,521.75  
-36,265.10  
-62,161.73  
-0-

5,893.15  
5,893.15

81,011.93  
10,725.50  
796.25  
-36,265.10  
-62,161.73  
-5,893.15

-  
796.25  
8/-796.25  
-  
-  
-0-

INTRAGOVERNMENTAL FUNDS

CONSOLIDATED WORKING FUND, GENERAL SERVICES ADMINISTRATION, EMERGENCY HEALTH ACTIVITIES

FUND RESOURCES:

UNDISBURSED FUNDS  
ACCOUNTS RECEIVABLE  
FUND EQUITIES:  
UNOBLIGATED BALANCE  
ACCOUNTS PAYABLE

NO YEAR 47 3913  
SUBTOTAL 47 3913

1,271,329.92  
165.13  
-1,271,395.05  
-100.00  
-0-

-  
-  
-  
-  
-

100.00  
-100.00

1,271,329.92  
165.13  
-1,271,495.05  
-0-

TOTAL, PROPERTY MANAGEMENT AND DISPOSAL ACTIVITIES . . . . .

24,219.23

-29,219.23

PREPAREDNESS ACTIVITIES

GENERAL FUND ACCOUNTS

SALARIES AND EXPENSES, FEDERAL PREPAREDNESS AGENCY, GENERAL SERVICES ADMINISTRATION

FUND RESOURCES:

UNDISBURSED FUNDS  
ACCOUNTS RECEIVABLE  
FUND EQUITIES:  
ACCOUNTS PAYABLE  
UNDELIVERED ORDERS

1978 47 0111  
1977  
1976  
PRIOR YEARS  
SUBTOTAL 47 0111

40,202,000.00  
2,588,798.53  
498,578.01  
174,705.03  
1,302,501.93  
-1,532,911.93  
-3,031,671.57  
-0-  
40,202,000.00

37,073,133.10  
1,250,667.09  
177,837.97  
305,766.93  
-3,405.37  
-  
-  
-  
34,464,232.64

892,283.10  
613,485.81  
14,973.11  
13,752.53  
-966,025.01  
3,950,773.25  
1,218,524.37  
5,737,767.16

6,236,583.80  
724,645.63  
-  
504,124.75  
2,268,526.94  
-5,483,685.18  
-4,250,195.94  
-0-

STATE AND LOCAL PREPAREDNESS, GENERAL SERVICES ADMINISTRATION

FUND RESOURCES:

UNDISBURSED FUNDS  
ACCOUNTS RECEIVABLE  
FUND EQUITIES:  
UNOBLIGATED BALANCE  
ACCOUNTS PAYABLE

NO YEAR 47 0618  
SUBTOTAL 47 0618

94,757.58  
5,000.00  
-79,683.75  
-20,073.83  
-0-

-17.50  
-17.50

17.50  
17.50

94,775.08  
5,000.00  
-79,683.75  
-20,091.33  
-0-

Appropriations, Outlays, and Balances - Continued

Appropriation or Fund Account		Account symbol			Balances beginning of fiscal year	Appropriations and other obligational authority 1/	Transfers, borrowings, and investments (net) 2/	Outlays (net)	Balances withdrawn and other transactions 3/	Balances end of fiscal year 4/
Title	Period of availability	Dept. Reg.	Account No.	Sub. No.						
PREPAREDNESS ACTIVITIES-CONTINUED										
PUBLIC ENTERPRISE FUNDS										
DEFENSE PRODUCTION ACT, LOAN GUARANTEES ACTIVITIES, GENERAL SERVICES ADMINISTRATION										
FUND RESOURCES:										
UNDISBURSED FUNDS	NJ YEAR 47		4080		\$236,128.32	-	-	\$236,128.32	-	-
ACCOUNTS RECEIVABLE					76.12	-	-	76.12	-	-
FUND EQUITIES:										
UNOBLIGATED BALANCE					-236,204.44	-	-	-236,204.44	-	-
	SUBTOTAL 47		4080		-0-	-	-	-	-	-0-
WILLIAM LANGER JEWEL BEARING PLANT REVOLVING FUND, GENERAL SERVICES ADMINISTRATION										
FUND RESOURCES:										
UNDISBURSED FUNDS	NO YEAR 47		4092		770,276.01	-	-	-	-	\$770,276.01
ACCOUNTS RECEIVABLE					686,874.02	-	-	177,799.70	-	509,074.32
UNFILLED CUSTOMER ORDERS					1,593,301.59	-	-	88,181.93	-	1,505,119.66
FUND EQUITIES:										
UNOBLIGATED BALANCE					-2,956,526.68	-	-	-438,428.49	-	-2,518,098.19
ACCOUNTS PAYABLE					-48,797.49	-	-	138,857.77	-	-187,655.26
UNDELIVERED ORDERS					-45,127.45	-	-	33,589.09	-	-78,716.54
	SUBTOTAL 47		4092		-0-	-	-	-	-	-0-
TOTAL, PREPAREDNESS ACTIVITIES . . . . .					-	\$40,202,000.00	-	\$34,464,215.34	5,737,784.66	-
GENERAL ACTIVITIES										
GENERAL FUND ACCOUNTS										
SALARIES AND EXPENSES, GENERAL MANAGEMENT AND AGENCY OPERATIONS, GENERAL SERVICES ADMINISTRATION										
FUND RESOURCES:										
UNDISBURSED FUNDS	1978 47		0110		-	13,654,400.00	-	11,658,761.74	1,052,054.95	943,583.31
	1977				534,263.87	-	-	548,250.38	-58,297.24	44,310.73
	1976				16,520.75	-	-66,661.68	3,930.15	5,928.92	-
	PRIOR YEARS				103,241.95	-	6,661.68	3,577.62	3,577.62	107,617.29
ACCOUNTS RECEIVABLE					43,755.98	-	-	-1,291.28	-63,595.82	107,351.80
FUND EQUITIES:										
ACCOUNTS PAYABLE					-569,788.83	-	-	-	373,004.20	-942,793.03
UNDELIVERED ORDERS					-127,993.72	-	-	-	132,076.38	-260,070.10
	SUBTOTAL 47		0110		-0-	13,654,400.00	-	12,209,650.99	1,444,749.01	-0-
INDIAN TRUST ACCOUNTING, GENERAL MANAGEMENT AND AGENCY OPERATIONS, GENERAL SERVICES ADMINISTRATION										
FUND RESOURCES:										
UNDISBURSED FUNDS	1978 47		0109		-	2,955,000.00	-	2,423,100.49	349,852.93	182,046.58
	1977				153,466.23	-	-	139,236.26	-1,399.71	15,629.68
	1976				6,077.68	-	-2,999.68	2,957.36	-879.36	-
	PRIOR YEARS				37,548.89	-	3,999.68	-8,440.85	8,152.75	41,836.67
ACCOUNTS RECEIVABLE					6,286.18	-	-	-	-39,655.51	45,941.69
FUND EQUITIES:										
ACCOUNTS PAYABLE					-145,684.63	-	-	-	68,426.70	-214,111.33
UNDELIVERED ORDERS					-57,694.35	-	-	-	13,648.94	-71,343.29
	SUBTOTAL 47		0109		-0-	2,955,000.00	-	2,556,853.26	398,146.74	-0-
ALLOWANCES AND OFFICE STAFF FOR FORMER PRESIDENTS, GENERAL SERVICES ADMINISTRATION										
FUND RESOURCES:										
UNDISBURSED FUNDS	1978 47		0105		-	671,000.00	-192,000.00	-30,966.61	19,035.13	490,931.48
	1977				66,541.18	-	-	65,898.79	-2,403.84	3,046.23
	1976				145.00	-	-	-	145.00	-
TRANSFER TO:										
TREASURY	1978 20 47		0105		-	-	192,000.00	192,000.00	-16,532.30	16,532.30
ACCOUNTS RECEIVABLE					-	-	-	-	-	-
FUND EQUITIES:										
ACCOUNTS PAYABLE					-11,510.40	-	-	-	489,182.87	-500,693.27
UNDELIVERED ORDERS					-55,175.78	-	-	-	-45,359.04	-9,816.74
	SUBTOTAL 47		0105		-0-	671,000.00	-	226,932.18	444,067.82	-0-

GENERAL SERVICES ADMINISTRATION									
FUND RESOURCES:									
UNDISBURSED FUNDS	1977 47	0107	196,101.25	-	-	-	398,105.34	-201,980.85	5/-23.24
ACCOUNTS RECEIVABLE			7,729.78	-	-	-	-	7,706.54	23.24
FUND EQUITIES:									
ACCOUNTS PAYABLE			-71,319.48	-	-	-	-	-71,319.48	-
UNDELIVERED ORDERS			-132,511.55	-	-	-	-	-132,511.55	-
			-0-	-	-	-	-	-398,105.34	-0-
SUBTOTAL 47 0107									
EXPENSES, DEFFNSE PRODUCTION ACT, GENERAL SERVICES ADMINISTRATION									
FUND RESOURCES:									
UNDISBURSED FUNDS	1978 47	0113	-	1,300,000.00	-	-	1,300,000.00	-	-
SALARIES AND EXPENSES, ADMINISTRATIVE AND STAFF SUPPORT SERVICES, GENERAL SERVICES ADMINISTRATION									
FUND RESOURCES:									
UNDISBURSED FUNDS	1978 47	0702	-	83,682,000.00	-	-	72,683,004.89	2,608,051.93	8,390,943.18
	1977		8,264,149.86	-	-	-	6,939,540.77	-193,787.96	1,518,391.05
	1976		-135,493.39	-	-	-224,102.39	-425,346.97	65,751.19	-
	1975		-329,025.84	-	-	-26,679.79	-355,705.63	-	-
PRIOR YEARS									
ACCOUNTS RECEIVABLE			1,956,875.19	-	-	250,782.19	-	-140,346.96	391,129.14
FUND EQUITIES:			-	-	-	-	-	-29,091.74	1,985,966.93
UNOBLIGATED BALANCE			-146,751.06	-	-	-	-	-146,751.06	-
ACCOUNTS PAYABLE			-5,216,511.32	-	-	-	-	1,858,991.46	-7,075,502.78
UNDELIVERED ORDERS			-4,393,243.44	-	-	-	-	817,684.08	-5,210,927.52
			-0-	83,682,000.00	-	-	78,841,499.06	4,840,500.94	-0-
SUBTOTAL 47 0702									
CONSUMER INFORMATION CENTER, GENERAL SERVICES ADMINISTRATION									
FUND RESOURCES:									
UNDISBURSED FUNDS	1978 47	0104	-	4,700,000.00	-	-	3,937,579.62	144,553.67	617,866.71
	1977		350,900.30	-	-	-	314,478.80	19,356.56	17,064.94
	1976		20,428.25	-	-	-197.95	11,482.30	8,748.00	-
	1975		9,724.47	-	-	197.95	-	-	9,922.42
PRIOR YEARS									
ACCOUNTS RECEIVABLE			565.64	-	-	-	-	-1,720.03	2,285.67
FUND EQUITIES:			-	-	-	-	-	-	-
ACCOUNTS PAYABLE			-106,140.21	-	-	-	-	148,031.70	-254,171.91
UNDELIVERED ORDERS			-275,478.45	-	-	-	-	117,489.38	-392,967.83
			-0-	4,700,000.00	-	-	4,263,540.72	436,459.28	-0-
SUBTOTAL 47 0104									
REFUNDS UNDER RENEGOTIATION ACT, GENERAL SERVICES ADMINISTRATION									
FUND RESOURCES:									
UNDISBURSED FUNDS	NO YEAR 47	0515	1,752,889.07	1,000,000.00	-	-	-	-	2/2,752,889.07
FUND EQUITIES:			-	-	-	-	-	-	-
UNOBLIGATED BALANCE			-1,752,889.07	-	-	-	-	1,000,000.00	-2,752,889.07
			-0-	1,000,000.00	-	-	-	1,000,000.00	-0-
SUBTOTAL 47 0515									
SALARIES AND EXPENSES, OFFICE OF ADMINISTRATOR, GENERAL SERVICES ADMINISTRATION									
FUND RESOURCES:									
UNDISBURSED FUNDS	PRIOR YEARS 47	0103	-	-	-	-	353.00	140.71	5/-493.71
ACCOUNTS RECEIVABLE			493.71	-	-	-	-	-	493.71
FUND EQUITIES:			-	-	-	-	-	-	-
UNOBLIGATED BALANCE			-493.71	-	-	-	-	-493.71	-
			-0-	-	-	-	353.00	-353.00	-0-
SUBTOTAL 47 0103									
PUBLIC ENTERPRISE FUNDS									
LIQUIDATION OF VIRGIN ISLANDS CORPORATION, GENERAL SERVICES ADMINISTRATION									
FUND RESOURCES:									
UNDISBURSED FUNDS	NO YEAR 47	4480	2,783,027.85	-	-	-	-751,611.05	2,300,000.00	1,234,638.90
ACCOUNTS RECEIVABLE			34,250.66	-	-	-	-	17,636.25	16,614.41
FUND EQUITIES:			-	-	-	-	-	-	-
UNOBLIGATED BALANCE			-2,817,278.51	-	-	-	-	-1,566,025.20	-1,251,253.31
			-0-	-	-	-	-751,611.05	751,611.05	-0-
SUBTOTAL 47 4480									



Appropriations, Outlays, and Balances - Continued

Appropriation or Fund Account		Account symbol				Balances beginning of fiscal year	Appropriations and other obligational authority <u>1/</u>	Transfers, borrowings, and investments (net) <u>2/</u>	Outlays (net)	Balances withdrawn and other transactions <u>3/</u>	Balances end of fiscal year <u>4/</u>
Title	Period of availability	Dept. Reg.	Account No.	Sub. No.							
GENERAL ACTIVITIES-CONTINUED											
INTRAGOVERNMENTAL FUNDS											
ADMINISTRATIVE OPERATIONS FUND,											
GENERAL SERVICES ADMINISTRATION											
FUND RESOURCES:											
UNDISBURSED FUNDS	PRIOR YEARS 47		3962		---	---	---	\$7,017.21	-\$5,017.54	<u>5/</u> -\$1,999.67	
ACCOUNTS RECEIVABLE					\$2,965.72	---	---	---	966.05	1,999.67	
FUND EQUITIES:											
UNOBLIGATED BALANCE					-1,965.72	---	---	---	-1,965.72	---	
ACCOUNTS PAYABLE					-1,000.00	---	---	---	-1,000.00	---	
	SUBTOTAL 47		3962		-0-	---	---	7,017.21	-7,017.21	-0-	
TOTAL, GENERAL ACTIVITIES . . . . .					---	\$107,962,400.00	---	99,052,340.71	8,910,059.29	---	
DEDUCTIONS FOR OFFSETTING RECEIPTS <u>10/</u>											
PROPRIETARY RECEIPTS FROM THE PUBLIC											
					---	-137,848,658.13	---	-137,848,658.13	---	---	
INTRABUDGETARY TRANSACTIONS											
					---	-1,839,360.25	---	-1,839,360.25	---	---	
TOTAL . . . . .					---	-139,688,018.38	---	-139,688,018.38	---	---	
TOTAL, GENERAL SERVICES ADMINISTRATION . . . . .					---	265,644,730.03	---	117,042,992.58	148,601,737.45	---	

- 1 The amounts in this column, unless otherwise footnoted, represent appropriations, increases in borrowing authority or new contract authority. Appropriation accounts with appropriation transfer activity are presented in Table 1 (Appropriations and appropriation transfers) at the end of the chapter. For further detail on appropriations, increases in borrowing authority and new contract authority; see Tables 1, 2 and 6 respectively in Part Four - Information Tables.
- 2 For detail of transfer activity by account see Table 2 (Transfers - Other than Appropriation Transfers) at end of chapter. Amounts not appearing in Table 2, unless

otherwise footnoted, represent transfers of obligated balances from lapsed appropriations to merged prior-year accounts pursuant to 31 U.S.C. 701, borrowings (net) or investments (net).

- 3 The amounts in this column, unless otherwise footnoted, represent unobligated balances withdrawn or restored pursuant to 31 U.S.C. 701 and changes in unfilled customer orders, accounts receivable, accounts payable, undelivered orders and unobligated balances.
- 4 Unobligated balance represents no-year or unexpired multiple-year account unless otherwise footnoted.

- 5 Subject to disposition by the administrative agency.
- 6 Represents capital transfer to miscellaneous receipts.
- 7 Includes \$121,351.31 which is unobligated-unavailable.
- 8 Includes \$796.25 excess of receivables over gross unpaid obligations.
- 9 Excludes \$1,409,160.19 of funds available for refunds and rebate payments.
- 10 For detail by account see Table B - "Receipts by Organizational Unit."

**TABLE 1 - APPROPRIATIONS AND APPROPRIATION TRANSFERS**

Account Symbol	Net Appropriations and Appropriation Transfers	Appropriation Amount *	Net Appropriation Transfers	Detail of Appropriation Transfers		
				Accounts Involved	Amount From, Or To (-)	Citation of Law
4780500	\$168,144,000.00	\$167,080,000.00	\$1,064,000.00	7580120 1180300	\$1,064,000.00 55,400.00	90 STAT. 2456 31 USC 581c
4780110	13,654,400.00	13,599,000.00	55,400.00			
<b>TOTAL</b>	<b>\$181,798,400.00</b>	<b>\$180,679,000.00</b>	<b>\$1,119,400.00</b>			

\*Appropriations to accounts which did not have appropriation transfer activity during the fiscal year are not included in this table.

**TABLE 2 - TRANSFERS (OTHER THAN APPROPRIATION TRANSFERS - TABLE 1 )**

Account Symbol	Net Transfers	Details of Transfers		
		Accounts Involved	Amount From Or To (-)	Citation of Law
47X0300	\$243,699.48	47X0302	\$243,699.48	90 STAT. 972
47X0302	-243,699.48	47X0300	-243,699.48	90 STAT. 972
4780105	-192,000.00	20-4780105	-192,000.00	91 STAT. 351

Account Symbol	Net Transfers	Details of Transfers		
		Accounts Involved	Amount From Or To (-)	Citation of Law
20-4780105	\$192,000.00	4780105	\$192,000.00	91 STAT. 351
<b>TOTAL</b>	<b>\$0</b>			

Appropriations, Outlays, and Balances - Continued

Appropriation or Fund Account	Title	Account symbol			Balances beginning of fiscal year	Appropriations and other obligational authority 1/	Transfers, borrowings, and investments (net) 2/	Outlays (net)	Balances withdrawn and other transactions 3/	Balances end of fiscal year 4/	
		Period of availability	Dept. Reg.	Account No.							Sub. No.
NATIONAL AERONAUTICS AND SPACE ADMINISTRATION											
GENERAL FUND ACCOUNTS											
RESEARCH AND DEVELOPMENT, NATIONAL AERONAUTICS AND SPACE ADMINISTRATION											
FUND RESOURCES:											
UNDISBURSED FUNDS		NO YEAR 80	0108		\$850,311,081.27		\$758,374,711.31		\$91,936,369.96		
		1978-79			373,149,767.14		2,230,322,729.86		781,277,270.14		
					183,337,464.40				397,087,045.62		
ACCOUNTS RECEIVABLE									228,575,068.13		
UNFILLED CUSTOMER ORDERS											
FUND EQUITIES:											
UNOBLIGATED BALANCE					-295,639,075.50				-357,348,585.57		
ACCOUNTS PAYABLE					-576,248,399.76				-565,791,128.39		
UNDELIVERED ORDERS					-534,910,837.55				-575,736,039.89		
					-0-				-0-		
		SUBTOTAL 80	0108		3,011,600,000.00		2,988,697,441.17		-357,348,585.57		
CONSTRUCTION OF FACILITIES, NATIONAL AERONAUTICS AND SPACE ADMINISTRATION											
FUND RESOURCES:											
UNDISBURSED FUNDS		NO YEAR 80	0107		56,330,876.55		41,115,026.52		58,931,792.54		
		1978-80					17,114,955.63		145,225,044.37		
		1977-79			107,515,130.42		51,970,700.01		11,928,487.90		
		1976-79			6,061,876.15		4,795,470.67		1,256,405.68		
		1976-78			10,452,451.74		6,621,286.37		3,598,238.00		
		1975-77			3,370,544.83		2,931,538.30		958,974.20		
		1974-76			614,128.30		347,147.18				
PRIOR YEARS					136,621.05		47,467.68		331,037.95		
					775,489.44				1,335,326.77		
					7,012,594.28				8,033,424.79		
ACCOUNTS RECEIVABLE											
UNFILLED CUSTOMER ORDERS											
FUND EQUITIES:											
UNOBLIGATED BALANCE					-87,295,034.20				-94,179,415.39		
ACCOUNTS PAYABLE					-24,895,682.44				-22,403,681.23		
UNDELIVERED ORDERS					-80,079,916.12				-115,085,685.58		
					-0-		124,257,522.16		-0-		
		SUBTOTAL 80	0107		162,340,000.00				6,884,381.19		
RESEARCH AND PROGRAM MANAGEMENT, NATIONAL AERONAUTICS AND SPACE ADMINISTRATION											
FUND RESOURCES:											
UNDISBURSED FUNDS		1978 80	0103				817,136,522.15		72,369,490.58		
		1977					53,339,970.05		964,290.21		
		1976					-39,550.46				
PRIOR YEARS							-276,821.27		485,459.10		
									617,063.51		
									15,842,378.69		
									1,734,651.42		
ACCOUNTS RECEIVABLE											
UNFILLED CUSTOMER ORDERS											
FUND EQUITIES:											
ACCOUNTS PAYABLE					-45,006,611.36				-50,911,411.70		
UNDELIVERED ORDERS					-31,312,993.80				-40,941,889.56		
					-0-		870,164,126.47		-0-		
		SUBTOTAL 80	0103		889,761,000.00				1,959,596,873.53		
TRUST FUND ACCOUNTS											
INTERNATIONAL COOPERATION, NATIONAL AERONAUTICS AND SPACE ADMINISTRATION											
FUND RESOURCES:											
UNDISBURSED FUNDS		NO YEAR 80	8979		2,028,388.54		557,985.39		1,491,679.83		
ACCOUNTS RECEIVABLE									1,535.00		
FUND EQUITIES:											
UNOBLIGATED BALANCE					-1,958,372.55				-297,108.01		
ACCOUNTS PAYABLE					-9,077.62				-11,840.82		
UNDELIVERED ORDERS					-60,938.37				-1,184,266.00		
					-0-		557,985.39		-0-		
		SUBTOTAL 80	8979		21,276.68				1,491,679.83		
GIFTS AND DONATIONS, NATIONAL AERONAUTICS AND SPACE ADMINISTRATION											
FUND RESOURCES:											
UNDISBURSED FUNDS		NO YEAR 80	8980		2,031.70		-260.00		14,985.96		
UNOBLIGATED BALANCE					-2,031.70				-14,985.96		
					-0-				-0-		
		SUBTOTAL 80	8980		12,694.26				12,954.26		
		SUBTOTAL 80	8990		12,694.26				12,954.26		

PROPRIETARY RECEIPTS FROM THE PUBLIC

TOTAL . . . . .  
TOTAL, NATIONAL AERONAUTICS  
AND SPACE ADMINISTRATION . . . . .

-3,654,592.48	-3,654,592.48	-3,654,592.48	-3,654,592.48
-3,654,592.48	-3,654,592.48	80,058,085.75	80,058,085.75
4,060,080,378.40	3,980,026,202.71	80,058,085.75	80,058,085.75

### Appropriations, Outlays, and Balances - Continued

1 The amounts in this column, unless otherwise footnoted, represent appropriations, increases in borrowing authority or new contract authority. Appropriation accounts with appropriation transfer activity are presented in Table 1 (Appropriations and appropriation transfers) at the end of the chapter. For further detail on appropriations, increases in borrowing authority and new contract authority; see Tables 1, 2 and 6 respectively in Part Four - Information Tables.

2 For detail of transfer activity by account see Table 2 (Transfers - Other than Appropriation Transfers) at end of chapter. Amounts not appearing in Table 2, unless otherwise footnoted, represent transfers of obligated balances from lapsed appropriations to merged prior-year accounts pursuant to 31 U.S.C. 701, borrowings (net) or investments (net).

3 The amounts in this column, unless otherwise footnoted, represent unobligated balances withdrawn or restored

pursuant to 31 U.S.C. 701 and changes in unfilled customer orders, accounts receivable, accounts payable, undelivered orders and unobligated balances.

4 Unobligated balance represents no-year or unexpired multiple-year account unless otherwise footnoted.

5 For detail by account see Table B - "Receipts by Organizational Unit."

#### TABLE 1 - APPROPRIATIONS AND APPROPRIATION TRANSFERS

Account Symbol	Net Appropriations and Appropriation Transfers	Appropriation Amount *	Net Appropriation Transfers	Detail of Appropriation Transfers		
				Accounts Involved	Amount From, Or To (-)	Citation of Law
808/90108	\$3,011,600,000.00	\$3,013,000,000.00	-\$1,400,000.00	808/00107 808/90108	-\$1,400,000.00 1,400,000.00 \$0	91 STAT. 314 91 STAT. 314
808/00107	162,340,000.00	160,940,000.00	1,400,000.00			
TOTAL	\$3,173,940,000.00	\$3,173,940,000.00	\$0			

\*Appropriations to accounts which did not have appropriation transfer activity during the fiscal year are not included in this table.

#### TABLE 2 - TRANSFERS (OTHER THAN APPROPRIATION TRANSFERS - TABLE 1 )

Account Symbol	Net Transfers	Details of Transfers		
		Accounts Involved	Amount From Or To (-)	Citation of Law
80X0107	\$43,715,942.51	807/90107 80X0107	\$43,715,942.51	90 STAT. 1102 90 STAT. 1102
807/90107	-43,715,942.51		-43,715,942.51	
TOTAL	\$0		\$0	



Appropriations, Outlays, and Balances - Continued

Appropriation or Fund Account Title	Period of availability		Account symbol			Balances beginning of fiscal year	Appropriations and other obligatory authority 2/	Transfers, borrowings, and investments (net) 2/	Outlays (net)	Balances withdrawn and other transactions 3/	Balances end of fiscal year 2/
	Reg.	Tr.	Dept.	Account No.	Sub. No.						
<b>VETERANS ADMINISTRATION</b>											
<b>GENERAL FUND ACCOUNTS</b>											
<b>COMPENSATION AND PENSIONS, VETERANS ADMINISTRATION</b>											
FUND RESOURCES:	NO YEAR	36	0102			\$709,742,304.78	\$9,636,400,000.00		\$9,577,816,784.65		\$773,325,520.13
UNDISBURSED FUNDS						-7,993,969.00			\$5,720,781.95		-13,714,750.95
FUND EQUITIES:						-701,748,335.78			57,862,633.40		-759,610,769.18
UNOBLIGATED BALANCE						-0-			63,583,215.35		-0-
ACCOUNTS PAYABLE	SUBTOTAL	36	0102				9,636,400,000.00		9,577,816,784.65		
<b>READJUSTMENT BENEFITS, VETERANS ADMINISTRATION</b>											
FUND RESOURCES:	NO YEAR	36	0137			1,193,580,019.39	2,617,778,500.00		3,361,715,884.41		449,642,634.98
UNDISBURSED FUNDS						26,542,674.37			4,546,192.47		21,996,481.90
ACCOUNTS RECEIVABLE						-1,005,562,161.95			-714,294,225.22		-291,267,936.73
FUND EQUITIES:						-188,017,857.44			-29,643,159.19		-158,376,698.25
UNOBLIGATED BALANCE						-26,542,674.37			-4,546,192.47		-21,996,481.90
ACCOUNTS PAYABLE						-0-			-743,937,384.41		-0-
UNDELIVERED ORDERS	SUBTOTAL	36	0137				2,617,778,500.00		3,361,715,884.41		
<b>VETERANS INSURANCE AND INDEMNITIES, VETERANS ADMINISTRATION</b>											
FUND RESOURCES:	NO YEAR	36	0120			692,723.70	3,711,500.00		3,459,031.64		945,192.06
UNDISBURSED FUNDS						27,621.97			1,053.76		76,568.21
ACCOUNTS RECEIVABLE						-538,783.03			202,742.57		-741,525.60
FUND EQUITIES:						-181,562.64			48,672.03		-230,234.67
UNOBLIGATED BALANCE						-0-			252,468.36		-0-
ACCOUNTS PAYABLE	SUBTOTAL	36	0120				3,711,500.00		3,459,031.64		
<b>MEDICAL CARE, VETERANS ADMINISTRATION</b>											
FUND RESOURCES:	1978	36	0160			502,877,067.05	4,924,649,000.00		4,324,743,836.92		590,378,037.99
UNDISBURSED FUNDS	1977					22,839,369.89			464,703,084.38		28,963,457.38
ACCOUNTS RECEIVABLE	1976					457,054.28			18,143,496.73		3,222,977.60
FUND EQUITIES:	PRIOR	YEARS				39,900,720.39			1,727,279.65		1,473,375.56
UNOBLIGATED BALANCE						-0-			-91,742.44		39,992,462.83
ACCOUNTS PAYABLE						-331,968,989.81			1,973,431.44		5/ -1,973,431.44
UNDELIVERED ORDERS						-234,105,221.80			44,541,524.74		-376,510,514.55
	SUBTOTAL	36	0160				4,924,649,000.00		4,809,317,697.68		-282,323,387.77
<b>MEDICAL AND PROSTHETIC RESEARCH, VETERANS ADMINISTRATION</b>											
FUND RESOURCES:	NO YEAR	36	0161			19,889,904.87	111,053,000.00		111,747,288.98		19,195,615.89
UNDISBURSED FUNDS						1,989,960.47			-1,864,005.06		3,833,965.53
ACCOUNTS RECEIVABLE						-1,775,459.62			-415,059.77		-1,360,399.85
FUND EQUITIES:						-10,174,625.33			1,868,093.67		-12,042,719.00
UNOBLIGATED BALANCE						-9,909,780.39			-283,317.82		-9,626,462.57
ACCOUNTS PAYABLE						-0-			-694,288.98		-0-
UNDELIVERED ORDERS	SUBTOTAL	36	0161				111,053,000.00		111,747,288.98		
<b>MEDICAL ADMINISTRATION AND MISCELLANEOUS OPERATING EXPENSES, VETERANS ADMINISTRATION</b>											
FUND RESOURCES:	1978	36	0152			7,098,410.65	43,316,000.00		34,350,539.82		7,900,401.68
UNDISBURSED FUNDS	1977					1,180,992.49			6,522,686.74		286,214.64
ACCOUNTS RECEIVABLE	1976					155,150.61			769,135.45		200,016.94
FUND EQUITIES:	PRIOR	YEARS				558,815.15			2,625.14		140,527.99
UNOBLIGATED BALANCE						-4,977,590.09			-127,796.25		223,837.58
ACCOUNTS PAYABLE						-4,015,778.81			266,452.52		686,611.40
UNDELIVERED ORDERS	SUBTOTAL	36	0152				43,316,000.00		41,644,987.15		-5,244,042.61
<b>GENERAL OPERATING EXPENSES, VETERANS ADMINISTRATION</b>											
FUND RESOURCES:	1978	36	0151			46,195,504.07	581,850,000.00		515,870,673.38		57,659,044.23
UNDISBURSED FUNDS	1977					1,120,385.06			2,958,146.57		1,888,987.04
ACCOUNTS RECEIVABLE	1976					136,161.74			445,908.89		1,888,987.04
FUND EQUITIES:	PRIOR	YEARS				-0-			58,476.91		-171,695.98
UNOBLIGATED BALANCE						-0-			1,145,367.74		-0-
UNDELIVERED ORDERS	SUBTOTAL	36	0151				581,850,000.00		515,870,673.38		57,659,044.23





Appropriations, Outlays, and Balances - Continued

Appropriation or Fund Account		Account symbol			Balances beginning of fiscal year	Appropriations and other obligational authority 1/	Transfers, borrowings, and investments (net) 2/	Outlays (net)	Balances withdrawn and other transactions 3/	Balances end of fiscal year 4/
Title	Period of availability	Dept. Reg. No.	Account Tr. No.	Sub. No.						
PUBLIC ENTERPRISE FUNDS										
LOAN GUARANTY REVOLVING FUND, VETERANS ADMINISTRATION										
FUND RESOURCES:										
UNDISBURSED FUNDS	NO YEAR 36	4025			\$264,003,126.73		\$46,597,621.78	\$80,235,766.35	\$145,295,292.00	\$230,364,982.16
AUTHORITY TO BORROW FROM THE PUBLIC					9,542,337.02		145,297,292.00		-7,751,109.48	17,293,446.50
ACCOUNTS RECEIVABLE										
FUND EQUITIES:										
UNOBLIGATED BALANCE					-227,452,256.35				-33,511,050.62	-193,941,205.73
ACCOUNTS PAYABLE					-46,093,207.40				7,624,015.53	-53,717,222.93
					-0-				111,658,147.43	-0-
	SUBTOTAL 36	4025					191,993,913.78	80,235,766.35		
DIRECT LOAN REVOLVING FUND, VETERANS ADMINISTRATION										
FUND RESOURCES:										
UNDISBURSED FUNDS	NO YEAR 36	4024			1,064,807,159.51		\$1,511,012,075.77	-38,989,911.81	\$89,113,708.00	952,784,995.55
AUTHORITY TO BORROW FROM THE PUBLIC							89,113,708.00		-9,491,383.90	89,603,371.78
ACCOUNTS RECEIVABLE					80,111,987.88					
FUND EQUITIES:										
UNOBLIGATED BALANCE					-1,111,214,686.51				-99,043,733.63	-1,012,170,952.88
ACCOUNTS PAYABLE					-21,714,648.37				-558,943.81	-21,155,704.56
UNDELIVERED ORDERS					-11,989,812.51				-2,928,102.62	-9,061,709.89
					-0-				-27,908,455.96	-0-
	SUBTOTAL 36	4024					-61,998,367.77	-38,989,911.81		
CANTEEN SERVICE REVOLVING FUND, VETERANS ADMINISTRATION										
FUND RESOURCES:										
UNDISBURSED FUNDS	NO YEAR 36	4014			11,038,092.47			-2,787,786.08		13,825,878.55
ACCOUNTS RECEIVABLE					760,600.16				760,600.16	
FUND EQUITIES:										
UNOBLIGATED BALANCE					-350,962.44				3,240,629.37	-3,591,591.81
ACCOUNTS PAYABLE					-7,151,396.84				-1,164,354.77	-5,987,042.07
UNDELIVERED ORDERS					-4,296,333.35				-49,088.68	-4,247,244.67
					-0-				2,787,786.08	-0-
	SUBTOTAL 36	4014						-2,787,786.08		
SERVICE-DISABLED VETERANS INSURANCE FUND										
FUND RESOURCES:										
UNDISBURSED FUNDS	NO YEAR 36	4012			9,199,035.29			2,119,189.41		7,079,845.88
ACCOUNTS RECEIVABLE					514,689.05				-46,588.07	561,277.12
FUND EQUITIES:										
UNOBLIGATED BALANCE					-6,501,962.57				-1,902,080.89	-4,599,881.68
ACCOUNTS PAYABLE					-3,211,761.77				-170,520.45	-3,041,241.32
					-0-				2,119,189.41	-0-
	SUBTOTAL 36	4012								
VETERANS REOPENED INSURANCE FUND										
FUND RESOURCES:										
UNDISBURSED FUNDS	NO YEAR 36	4010			97,799.15		-28,151,000.00	-28,623,905.11		570,704.26
INVESTMENTS IN PUBLIC DEBT SECURITIES					381,806,000.00		28,151,000.00			409,957,000.00
ACCOUNTS RECEIVABLE					7,404,500.12				-842,696.50	8,247,196.62
FUND EQUITIES:										
UNOBLIGATED BALANCE					-386,588,182.90				29,192,205.88	-415,780,388.78
ACCOUNTS PAYABLE					-2,720,116.37				274,395.73	-2,994,512.10
					-0-				-28,623,905.11	-0-
	SUBTOTAL 36	4010						-28,623,905.11		
VETERANS ADMINISTRATION EDUCATION LOAN FUND										
FUND RESOURCES:										
UNDISBURSED FUNDS	NO YEAR 36	4118			54,136,820.39	\$17,200,000.00		34,593,112.57		36,743,707.82
FUND EQUITIES:										
UNOBLIGATED BALANCE					-53,801,071.48				-17,124,682.13	-36,676,389.35
ACCOUNTS PAYABLE					-335,748.91				-268,430.44	-67,318.47
					-0-	17,200,000.00		34,593,112.57	-17,393,112.57	-0-
	SUBTOTAL 36	4118								
VOCATIONAL REHABILITATION REVOLVING FUND, VETERANS ADMINISTRATION										
FUND RESOURCES:										
UNDISBURSED FUNDS	NO YEAR 36	4114			144,225.68			-1,134.73		145,360.41
FUND EQUITIES:										
UNOBLIGATED BALANCE					-138,790.68				-2,955.27	-135,835.41
ACCOUNTS PAYABLE					-5,435.00				4,090.00	-9,525.00
					-0-				1,134.73	-0-
	SUBTOTAL 36	4114						-1,134.73		

ACTIVITIES FUND, VETERANS ADMINISTRATION									
FUND RESOURCES:									
UNDISBURSED FUNDS	NO YEAR 36	4048	75,618.89						
ACCOUNTS RECEIVABLE			26,651.30						
FUND EQUITIES:									
UNOBLIGATED BALANCE									
ACCOUNTS PAYABLE									
SUBTOTAL 36		4048							
SERVICEMEN'S GROUP LIFE INSURANCE FUND									
FUND RESOURCES:									
UNDISBURSED FUNDS	NO YEAR 36	4009							
FUND EQUITIES:									
UNOBLIGATED BALANCE									
ACCOUNTS PAYABLE									
SUBTOTAL 36		4009							
RENTAL, MAINTENANCE AND REPAIR OF									
QUARTERS, VETERANS ADMINISTRATION									
FUND RESOURCES:									
UNDISBURSED FUNDS	NO YEAR 36	4013	217.89						
FUND EQUITIES:									
UNOBLIGATED BALANCE									
SUBTOTAL 36		4013							
INTRAGOVERNMENTAL FUNDS									
SUPPLY FUND, VETERANS ADMINISTRATION									
FUND RESOURCES:									
UNDISBURSED FUNDS	NO YEAR 36	4537	74,510,735.09	20,000,000.00					
ACCOUNTS RECEIVABLE			19,284,642.91						
UNFILLED CUSTOMER ORDERS			50,896,884.56						
FUND EQUITIES:									
UNOBLIGATED BALANCE									
ACCOUNTS PAYABLE									
UNDELIVERED ORDERS									
SUBTOTAL 36		4537		20,000,000.00					
CONSOLIDATED WORKING FUND, VETERANS									
ADMINISTRATION									
FUND RESOURCES:									
UNDISBURSED FUNDS	NO YEAR 36	3901	1,121,893.35						
ACCOUNTS RECEIVABLE			700.00						
FUND EQUITIES:									
UNOBLIGATED BALANCE									
ACCOUNTS PAYABLE									
UNDELIVERED ORDERS									
SUBTOTAL 36		3901							
TRUST FUND ACCOUNTS									
POST-VIETNAM ERA, VETERANS EDUCATION									
ACCOUNT, VETERANS ADMINISTRATION									
FUND RESOURCES:									
UNDISBURSED FUNDS	NO YEAR 36	8133	3,320,590.00	31,735,678.22					
FUND EQUITIES:									
UNOBLIGATED BALANCE									
ACCOUNTS PAYABLE									
SUBTOTAL 36		8133		31,735,678.22					
GENERAL POST FUND, NATIONAL									
HOMES, VETERANS ADMINISTRATION									
FUND RESOURCES:									
UNDISBURSED FUNDS	NO YEAR 36	8180	6,129,632.63	6,305,051.22					
INVESTMENTS IN PUBLIC DEBT SECURITIES			1,475,000.00						
ACCOUNTS RECEIVABLE			13,612.49						
FUND EQUITIES:									
UNOBLIGATED BALANCE									
ACCOUNTS PAYABLE									
SUBTOTAL 36		8180		6,305,051.22					
NATIONAL SERVICE LIFE INSURANCE									
FUND, VETERANS ADMINISTRATION									
FUND RESOURCES:									
UNDISBURSED FUNDS	NO YEAR 36	8132	12,759,962.37	939,726,905.95	10/-267,752,000.00				
INVESTMENTS IN PUBLIC DEBT SECURITIES			7,250,289,000.00		367,752,000.00				
INVESTMENTS IN AGENCY SECURITIES			235,000,000.00		-100,000,000.00				
ACCOUNTS RECEIVABLE			21,941,300.05						
FUND EQUITIES:									
UNOBLIGATED BALANCE									
ACCOUNTS PAYABLE									
SUBTOTAL 36		8132		939,726,905.95					

FOOTNOTES AT END OF CHAPTER

Appropriations, Outlays, and Balances - Continued

Appropriation or Fund Account		Account symbol			Balances beginning of fiscal year	Appropriations and other obligations authority 1/	Transfers, borrowings, and investments (net) 2/	Outlays (net)	Balances withdrawn and other transactions 3/	Balances end of fiscal year 4/
Title	Period of availability	Dept. Reg.   Tr. From	Account No.	Sub. No.						
TRUST FUND ACCOUNTS-CONTINUED										
UNITED STATES GOVERNMENT LIFE INSURANCE FUND, VETERANS ADMINISTRATION										
FUND RESOURCES:										
UNDISBURSED FUNDS	NO YEAR 36		8150		\$1,823,561.51	\$36,152,604.27	\$30,230,000.00	\$66,973,234.66		\$1,232,931.12
INVESTMENTS IN PUBLIC DEBT SECURITIES					525,872,000.00		-30,230,000.00			495,642,000.00
ACCOUNTS RECEIVABLE					1,088,279.99				\$75,028.37	1,013,251.62
FUND EQUITIES:										
UNOBLIGATED BALANCE					-503,240,018.70				-31,689,600.56	-471,550,418.14
ACCOUNTS PAYABLE					-25,543,822.80				793,941.80	-26,337,764.60
					-0-				-30,820,630.39	-0-
	SUBTOTAL 36		8150			36,152,604.27		66,973,234.66		
VETERANS SPECIAL LIFE INSURANCE FUND, TRUST REVOLVING FUND, VETERANS ADMINISTRATION										
FUND RESOURCES:										
UNDISBURSED FUNDS	NO YEAR 36		8455		676,715.83		-55,011,000.00	-55,015,428.15		681,143.98
INVESTMENTS IN PUBLIC DEBT SECURITIES					11/ 528,399,000.00		55,011,000.00			583,400,000.00
ACCOUNTS RECEIVABLE					9,306,871.21				-1,316,635.05	10,623,506.26
FUND EQUITIES:										
UNOBLIGATED BALANCE					11/ -517,462,344.89				52,983,119.14	-570,445,464.03
ACCOUNTS PAYABLE					-20,910,242.15				3,348,944.06	-24,259,186.21
					-0-				55,015,428.15	-0-
	SUBTOTAL 36		8455					-55,015,428.15		
DEDUCTIONS FOR OFFSETTING RECEIPTS 12/										
PROPRIETARY RECEIPTS FROM THE PUBLIC						-516,098,189.94		-516,098,189.94		
INTRABUDGETARY TRANSACTIONS						-2,471,930.66		-2,471,930.66		
TOTAL, VETERANS ADMINISTRATION . . . . .						19,010,342,119.06	129,995,546.01	18,962,152,364.78	178,185,300.29	

1 The amounts in this column, unless otherwise footnoted, represent appropriations, increases in borrowing authority or new contract authority. Appropriation accounts with appropriation transfer activity are presented in Table 1 (Appropriations and appropriation transfers) at the end of the chapter. For further detail on appropriations, increases in borrowing authority and new contract authority; see Tables 1, 2 and 6 respectively in Part Four - Information Tables.

2 For detail of transfer activity by account see Table 2 (Transfers - Other than Appropriation Transfers) at end of chapter. Amounts not appearing in Table 2, unless otherwise footnoted, represent transfer of obligated balances from lapsed appropriations to merged prior-year accounts pursuant to 31 U.S.C. 701, borrowings (net) or investments (net).

3 The amounts in this column, unless otherwise footnoted, represent unobligated balances withdrawn or restored pursuant to 31 U.S.C. 701 and changes in unfilled customer orders, accounts receivable, accounts payable, undelivered orders and unobligated balances.

4 Unobligated balance represents no-year or unexpired multiple-year account unless otherwise footnoted.

5 Excess of receivable over gross unpaid obligations.

6 Includes:  
 Redemption of participation certificates----- -\$145,296,292.00  
 Net distribution of participation sales transactions----- 145,296,292.00

7 Represents lapsed borrowing authority.

8 Includes:  
 Redemption of participation certificates----- -\$89,113,708.00  
 Net distribution of participation sales transactions----- 89,113,708.00

9 Represents capital transfer to miscellaneous receipts.

10 Represents:  
 Net investments in U.S. public debt securities----- \$367,752,000.00  
 Redemption of participation sales certificates----- - 100,000.00

11 Opening balances have been changed during the current fiscal year and do not agree with last year's closing balances.

12 For detail by account see Table B - "Receipts by Organizational Unit."

**TABLE 1 - APPROPRIATIONS AND APPROPRIATION TRANSFERS**

Account Symbol	Net Appropriations and Appropriation Transfers	Appropriation Amount *	Net Appropriation Transfers	Detail of Appropriation Transfers		
				Accounts Involved	Amount From, Or To (-)	Citation of Law
36X0102	\$9,636,400,000.00	\$9,606,400,000.00	\$30,000,000.00	36X0137	\$30,000,000.00	91 STAT. 1085
36X0137	2,617,778,500.00	2,665,225,000.00	-47,446,500.00	36X0102	-30,000,000.00	91 STAT. 1085
				36X0120	-246,500.00	91 STAT. 1085
				36X4118	-17,200,000.00	88 STAT. 1591
36X0120	3,711,500.00	3,465,000.00	246,500.00	36X0137	246,500.00	91 STAT. 1085
36X4118	17,200,000.00		17,200,000.00	36X0137	17,200,000.00	88 STAT. 1591
TOTAL	\$12,275,090,000.00	\$12,275,090,000.00	\$0		\$0	

**TABLE 2 - TRANSFERS (OTHER THAN APPROPRIATION TRANSFERS - TABLE 1 )**

Account Symbol	Net Transfers	Details of Transfers		
		Accounts Involved	Amount From Or To (-)	Citation of Law
36X0111	\$73,203.22	96-36X0111	\$73,203.22	31 USC 686,686-1
96-36X0111	-73,203.22	36X0111	-73,203.22	31 USC 686,686-1
36X4025	46,597,621.78	36X4024	100,000,000.00	91 STAT. 1085
		86X4206	-53,402,378.22	12 USC 1717

Account Symbol	Net Transfers	Details of Transfers		
		Accounts Involved	Amount From Or To (-)	Citation of Law
36X4024	-\$151,012,075.77	36X4025	-\$100,000,000.00	91 STAT. 1085
		86X4206	-51,012,075.77	12 USC 1717
TOTAL	-\$104,414,453.99		-\$104,414,453.99	

Appropriations, Outlays, and Balances - Continued

Appropriation or Fund Account		Account symbol			Balances beginning of fiscal year	Appropriations and other obligation authority 1/	Transfers, borrowings, and investments (net) 2/	Outlays (net)	Balances withdrawn and other transactions 3/	Balances end of fiscal year 4/
Title	Period of availability	Dept. Reg.	Account No.	Sub. No.						
INDEPENDENT AGENCIES										
ACTION										
GENERAL FUND ACCOUNTS										
PEACE CORPS, INTERNATIONAL PROGRAMS, ACTION										
FUND RESOURCES:										
UNDISBURSED FUNDS	1978 44		0100		---	\$86,234,000.00	---	\$74,386,380.05	\$88,969.25	\$11,758,650.70
	1977				\$17,328,145.54	---	---	15,463,576.04	264,804.95	1,599,764.55
	1976				2,569,023.65	---	---	-17,698.88	---	---
	PRIOR YEARS				5,353,391.77	---	---	245,649.20	-2,577,990.49	10,272,455.59
					9,266,479.77	---	---	---	3,367,971.03	5,898,508.74
ACCOUNTS RECEIVABLE										
FUND EQUITIES:										
ACCOUNTS PAYABLE					-13,143,490.57	---	---	---	-2,232,831.91	-10,910,658.66
UNDELIVERED ORDERS					-21,373,550.16	---	---	---	-2,754,829.24	-18,618,720.92
					-0-	---	---	---	-3,843,906.41	-0-
	SUBTOTAL 44		0100			86,234,000.00	---	90,077,906.41	---	---
OPERATING EXPENSES, DOMESTIC PROGRAMS, ACTION										
FUND RESOURCES:										
UNDISBURSED FUNDS	NO YEAR 44		0103		1,905,648.94	---	---	1,462,065.31	---	443,582.63
	1978				---	118,377,000.00	---	72,741,162.42	777,661.93	44,858,175.65
	1977				42,538,907.87	---	---	35,526,696.76	1,206,100.46	5,806,110.65
	1976				6,796,181.85	---	---	2,976,635.82	984,905.49	2,834,640.54
	PRIOR YEARS				364,651.62	---	---	508,030.18	---	2,143,378.56
					53,165,282.22	---	---	---	7,671,579.30	45,493,702.92
ACCOUNTS RECEIVABLE										
FUND EQUITIES:										
UNOBLIGATED BALANCE					---	---	---	---	465,543.66	465,543.66
ACCOUNTS PAYABLE					-6,840,193.37	---	---	---	1,526,024.40	-8,366,217.77
UNDELIVERED ORDERS					-97,930,479.13	---	---	---	-7,469,406.73	-90,461,072.40
					-0-	---	---	---	5,162,408.51	-0-
	SUBTOTAL 44		0103			118,377,000.00	---	113,214,591.49	---	---
TRUST FUND ACCOUNTS										
GIFTS AND CONTRIBUTIONS, ACTION										
FUND RESOURCES:										
UNDISBURSED FUNDS	NO YEAR 44		8981		78,841.49	12,955.00	---	-6,516.29	---	98,312.78
ACCOUNTS RECEIVABLE					92,938.87	---	---	---	92,938.87	---
FUND EQUITIES:										
UNOBLIGATED BALANCE					-78,841.49	---	---	---	19,471.29	-98,312.78
ACCOUNTS PAYABLE					-1,697.60	---	---	---	-1,697.60	---
UNDELIVERED ORDERS					-91,241.27	---	---	---	-91,241.27	---
					-0-	---	---	---	19,471.29	-0-
	SUBTOTAL 44		8981			12,955.00	---	-6,516.29	---	---
ADVANCES FROM FOREIGN GOVERNMENTS, ACTION										
FUND RESOURCES:										
UNDISBURSED FUNDS	NO YEAR 44		8985		-135,070.08	---	---	43,302.79	---	3/ -178,372.87
FUND EQUITIES:										
UNOBLIGATED BALANCE					135,070.08	---	---	---	-43,302.79	3/ 178,372.87
					-0-	---	---	---	-43,302.79	-0-
	SUBTOTAL 44		8935			---	---	43,302.79	---	---
DEDUCTIONS FOR OFFSETTING RECEIPTS 2/										
PROPRIETARY RECEIPTS FROM THE PUBLIC										
					---	-165,613.20	---	-165,613.20	---	---
TOTAL, ACTION . . . . .					---	204,458,341.80	---	203,163,671.20	1,294,670.60	---

ADMINISTRATIVE CONFERENCE OF THE UNITED STATES

GENERAL FUND ACCOUNTS

SALARIES AND EXPENSES, ADMINISTRATIVE CONFERENCE OF THE UNITED STATES  
 FUND RESOURCES:  
 UNDISBURSED FUNDS 1978 95 1700  
 1977 1977  
 1976 1976

ACCOUNTS RECEIVABLE PAID IN YEARS  
 FUND EQUITIES:  
 ACCOUNTS PAYABLE  
 UNDELIVERED ORDERS  
 SUBTOTAL 95 1700

TOTAL, ADMINISTRATIVE CONFERENCE OF THE UNITED STATES . . . . .

104,636.54	535,000.00	744,846.70	9,505.86	130,647.44
70,180.76		84,833.90	870.42	18,932.21
18,057.78		29,826.35	2,817.45	45,976.96
42,447		2,318.00	7,239.78	1,940.00
			-1,807.53	
			-1,067.26	-40,707.99
			55,646.32	207,283.02
			73,175.05	0-
	535,000.00	861,824.95	73,175.05	

ADVISORY COMMITTEE ON FEDERAL PAY

GENERAL FUND ACCOUNTS

SALARIES AND EXPENSES, ADVISORY COMMITTEE ON FEDERAL PAY  
 FUND RESOURCES:  
 UNDISBURSED FUNDS 1978 95 1800  
 1977 1977  
 1976 1976

FUND EQUITIES:  
 ACCOUNTS PAYABLE  
 UNDELIVERED ORDERS  
 SUBTOTAL 95 1800

TOTAL, ADVISORY COMMITTEE ON FEDERAL PAY . . . . .

19,427.05	220,000.00	102,457.09	102,800.73	14,742.18
1,526.31		16,750.24	2,576.81	
		400.00	1,126.31	
			-2,198.87	-4,306.18
			-4,012.31	-10,426.00
			100,392.67	0-
			119,607.33	
	220,000.00	119,607.33	100,392.67	

ADVISORY COUNCIL ON HISTORIC PRESERVATION

GENERAL FUND ACCOUNTS

SALARIES AND EXPENSES, ADVISORY COUNCIL ON HISTORIC PRESERVATION  
 FUND RESOURCES:  
 UNDISBURSED FUNDS 1978 95 2300  
 1977 1977

ACCOUNTS RECEIVABLE  
 FUND EQUITIES:  
 ACCOUNTS PAYABLE  
 UNDELIVERED ORDERS  
 DEDUCTIONS FOR OFFSETTING RECEIPTS-7/  
 PROPRIETARY RECEIPTS FROM THE PUBLIC  
 SUBTOTAL 95 2300

TOTAL, ADVISORY COUNCIL ON HISTORIC PRESERVATION . . . . .

415,834.34	1,137,000.00	975,114.95	2,258.41	159,626.64
48,225.28		283,233.37	3,253.41	125,342.56
			-43,651.08	93,676.36
			102,649.34	-207,982.37
			-189,863.40	-174,163.19
			-121,353.32	0-
			1,259,353.32	
			-19,50	
	1,137,000.00	1,130,580.50	1,259,353.32	-121,353.32

Appropriations, Outlays, and Balances - Continued

Appropriation or Fund Account		Account symbol			Balances beginning of fiscal year	Appropriations and other obligational authority 1/	Transfers, borrowings, and investments (net) 2/	Outlays (net)	Balances withdrawn and other transactions 3/	Balances end of fiscal year 4/
Title	Period of availability	Dept. Reg.	Account No.	Sub. No.						
AMERICAN BATTLE MONUMENTS COMMISSION										
GENERAL FUND ACCOUNTS										
SALARIES AND EXPENSES, AMERICAN BATTLE MONUMENTS COMMISSION										
FUND RESOURCES:										
UNDISBURSED FUNDS	NO YEAR 74		0100		---	\$300,000.00	---	---	---	\$300,000.00
	1978				---	6,163,000.00	---	\$5,142,959.09	\$70.45	1,020,020.46
	1977				\$893,429.92	---	---	769,523.00	955.44	127,951.48
	1976				108,008.41	---	---	69,726.91	3,507.87	---
	PRIOR YEARS				210,311.95	---	---	34,773.63	7,712.33	---
FUND EQUITIES:					---	---	---	---	---	---
UNOBLIGATED BALANCE					---	---	---	---	300,000.00	-300,000.00
ACCOUNTS PAYABLE					-351,780.57	---	---	---	396,245.02	-748,025.59
UNDELIVERED ORDERS					-859,969.71	---	---	---	-239,285.02	-620,684.69
	SUBTOTAL 74		0100		-0-	6,463,000.00	---	5,993,843.91	469,156.09	-0-
TRUST FUND ACCOUNTS										
CONTRIBUTIONS, AMERICAN BATTLE MONUMENTS COMMISSION										
FUND RESOURCES:										
UNDISBURSED FUNDS	NO YEAR 74		8569		27,690.06	21,392.01	---	27,218.18	---	21,863.89
FUND EQUITIES:					---	---	---	---	---	---
UNOBLIGATED BALANCE					-27,126.92	---	---	---	-7,306.61	-19,820.31
ACCOUNTS PAYABLE					-73.14	---	---	---	1,294.94	-1,368.08
UNDELIVERED ORDERS					-490.00	---	---	---	185.50	-675.50
	SUBTOTAL 74		8569		-0-	21,392.01	---	27,213.18	-5,826.17	-0-
DEDUCTIONS FOR OFFSETTING RECEIPTS 2/										
PROPRIETARY RECEIPTS FROM THE PUBLIC					---	-9,974.00	---	-9,974.00	---	---
TOTAL, AMERICAN BATTLE MONUMENTS COMMISSION										
					---	6,474,418.01	---	6,011,088.09	463,329.92	---
ARMS CONTROL AND DISARMAMENT AGENCY										
GENERAL FUND ACCOUNTS										
ARMS CONTROL AND DISARMAMENT ACTIVITIES, ARMS CONTROL AND DISARMAMENT AGENCY										
FUND RESOURCES:										
UNDISBURSED FUNDS	1978 94		0100		---	16,320,000.00	-1,279,500.00	10,100,588.00	136,780.25	4,803,131.75
	1977				2,447,727.83	---	---	2,398,742.93	-201,525.83	250,510.73
	1976				378,099.66	---	---	209,388.04	54,287.91	---
	PRIOR YEARS				310,251.09	---	---	4,176.63	112,398.03	308,100.14
TRANSFER TO:					---	---	---	---	---	---
STATE	1978 19 94		0100		---	---	1,279,500.00	1,213,934.35	---	65,555.65
	1977				60,326.80	---	---	58,031.17	---	2,295.63
	1976				10,944.33	---	---	5,395.12	---	---
ACCOUNTS RECEIVABLE					---	---	---	---	5,549.21	---
FUND EQUITIES:					---	---	---	---	---	---
ACCOUNTS PAYABLE					---	---	---	---	-127,141.52	434,150.16
UNDELIVERED ORDERS					-1,155,390.22	---	---	---	---	-1,481,652.96
	SUBTOTAL 94		0100		-2,358,968.13	16,320,000.00	---	13,990,256.24	326,262.74	-4,387,101.10
					-0-	---	---	---	2,023,132.97	-0-
					---	---	---	---	2,329,743.76	---
TOTAL, ARMS CONTROL AND DISARMAMENT AGENCY										
					---	16,320,000.00	---	13,990,256.24	2,329,743.76	---

BROADCASTING		1978		1977		1976		SUBTOTAL 70		SUBTOTAL 71	
GENERAL FUND ACCOUNTS											
GRANTS AND EXPENSES: BOARD FOR INTERNATIONAL BROADCASTING											
FUND RESOURCES:											
UNDISBURSED FUNDS											
		NO YEAR 95	1145	499,000.00	5,500,000.00	533,000.00	64,833,837.64	58,108.35	5,466,000.00		
				194,802.15	709,400,000.00		16,172,86	3,622.29	5,463,054.01		
				70,762.39			52,655.75	18,107.64			
				1,355.35				-23,404.77			
ACCOUNTS RECEIVABLE											
FUND EQUITIES:											
UNOBLIGATED BALANCE											
ACCOUNTS PAYABLE											
UNDELIVERED ORDERS											
		SUBTOTAL 95	1145	-499,000.00				2,479,914.00			
				-38,993.10				2,483,095.89			
				-227,966.83				5,254,884.35			
				-0-	75,900,000.00	65,615,572.25		10,284,327.75			
DEDUCTIONS FOR OFFSETTING RECEIPTS											
PROPRIETARY RECEIPTS FROM THE PUBLIC											
					-164,055.00						
TOTAL, BOARD FOR INTERNATIONAL BROADCASTING											
					75,735,941.00	65,451,613.25		10,284,327.75			

CENTRAL INTELLIGENCE AGENCY		1978		1977		1976		SUBTOTAL 70		SUBTOTAL 71	
GENERAL FUND ACCOUNTS											
PAYMENT TO THE CENTRAL INTELLIGENCE AGENCY RETIREMENT AND DISABILITY FUND, CENTRAL INTELLIGENCE AGENCY FUND RESOURCES:											
UNDISBURSED FUNDS											
		NO YEAR 95	3400		35,100,000.00						
					35,100,000.00						
TOTAL, CENTRAL INTELLIGENCE AGENCY											
					35,100,000.00						

CIVIL AERONAUTICS BOARD		1978		1977		1976		SUBTOTAL 70		SUBTOTAL 71	
GENERAL FUND ACCOUNTS											
SALARIES AND EXPENSES, CIVIL AERONAUTICS BOARD FUND RESOURCES:											
UNDISBURSED FUNDS											
		NO YEAR 70	1226	1,020,567.87	23,806,914.87	23,974.04	20,117.53	23,974.04			
				21,406.75	884,040.14		7,280.07	7,280.07			
				7,908.62	9,671.01		49.30	49.30			
				46,389.09	-49.30			1,032.95			
ACCOUNTS RECEIVABLE											
FUND EQUITIES:											
ACCOUNTS PAYABLE											
UNDELIVERED ORDERS											
		NO YEAR 70	1226	-613,602.89				203,909.30			
				-503,027.93				310,050.09			
				-0-				566,423.28			
PAYMENTS TO AIR CARRIERS, CIVIL AERONAUTICS BOARD FUND RESOURCES:											
UNDISBURSED FUNDS											
		NO YEAR 70	1236	361,074.23	982,450,000.00						
				8,250,557.90	2,825,957.90						
				47,863.78				47,863.78			
ACCOUNTS RECEIVABLE											
FUND EQUITIES:											
UNOBLIGATED BALANCE											
ACCOUNTS PAYABLE											
		SUBTOTAL 70	1236	-8,650,085.91				266,280.66			
				-0-				-2,885,405.95			
					76,770,664.61			-2,571,262.51			
					74,159,462.10						

GENERAL FUND ACCOUNTS		1978		1977		1976		SUBTOTAL 70		SUBTOTAL 71	
TOTAL, BOARD FOR INTERNATIONAL BROADCASTING											
					75,735,941.00	65,451,613.25		10,284,327.75			
TOTAL, CENTRAL INTELLIGENCE AGENCY											
					35,100,000.00						
CIVIL AERONAUTICS BOARD											
GENERAL FUND ACCOUNTS											
SALARIES AND EXPENSES, CIVIL AERONAUTICS BOARD FUND RESOURCES:											
UNDISBURSED FUNDS											
		NO YEAR 70	1226	1,020,567.87	23,806,914.87	23,974.04	20,117.53	23,974.04			
				21,406.75	884,040.14		7,280.07	7,280.07			
				7,908.62	9,671.01		49.30	49.30			
				46,389.09	-49.30			1,032.95			
ACCOUNTS RECEIVABLE											
FUND EQUITIES:											
ACCOUNTS PAYABLE											
UNDELIVERED ORDERS											
		NO YEAR 70	1226	-613,602.89				203,909.30			
				-503,027.93				310,050.09			
				-0-				566,423.28			
PAYMENTS TO AIR CARRIERS, CIVIL AERONAUTICS BOARD FUND RESOURCES:											
UNDISBURSED FUNDS											
		NO YEAR 70	1236	361,074.23	982,450,000.00						
				8,250,557.90	2,825,957.90						
				47,863.78				47,863.78			
ACCOUNTS RECEIVABLE											
FUND EQUITIES:											
UNOBLIGATED BALANCE											
ACCOUNTS PAYABLE											
		SUBTOTAL 70	1236	-8,650,085.91				266,280.66			
				-0-				-2,885,405.95			
					76,770,664.61			-2,571,262.51			
					74,159,462.10						







Appropriations, Outlays, and Balances - Continued

Appropriation or Fund Account	Account symbol			Balances beginning of fiscal year	Appropriations and other obligatory authority <sup>1/</sup>	Transfers, borrowings, and investments (net) <sup>2/</sup>	Outlays (net)	Balances withdrawn and other transactions <sup>3/</sup>	Balances end of fiscal year <sup>4/</sup>		
	Title	Period of availability	Dept. Account Sub.								
			Reg.							Tr. From	No.
CIVIL SERVICE COMMISSION-CONTINUED											
TRUST REVOLVING FUNDS-CONTINUED											
RETIRED EMPLOYEES HEALTH BENEFITS											
FUND, CIVIL SERVICE COMMISSION											
FUND RESOURCES:											
UNDISBURSED FUNDS	NO YEAR	24	8445		\$1,730.39	-----	12/5,569,900.00	\$5,565,854.63	-----	\$5,675.76	
TRANSFER TO:											
THE JUDICIARY	NO YEAR	10	24	8445	67.00	-----	100.00	84.00	-----	83.00	
LABOR, EMPLOYEES' COMPENSATION	NO YEAR	16	24	8445	8,880.00	-----	20,000.00	26,632.17	-----	2,247.83	
STATE	NO YEAR	19	24	8445	1,777.43	-----	2,100.00	2,239.20	-----	1,639.23	
TRANSPORTATION, COAST GUARD	NO YEAR	69	24	8445	334.20	-----	8,000.00	4,414.90	-----	3,919.30	
INVESTMENTS IN PUBLIC DEBT SECURITIES					13,229,000.00	-----	-5,600,000.00	-----	-----	7,629,000.00	
ACCOUNTS RECEIVABLE					300,567.20	-----	-----	599,174.90	-----	201,452.30	
FUND EQUITIES:											
UNOBLIGATED BALANCE					-12,832,469.02	-----	-----	-----	-----	-6,900,052.82	
ACCOUNTS PAYABLE					-709,887.20	-----	-----	234,076.40	-----	-943,963.60	
DEDUCTIONS FOR OFFSETTING RECEIPTS <sup>2/</sup>	SUBTOTAL	24	8445		-0-	-----	-----	5,599,224.90	-----	-5,599,224.90	
PROPRIETARY RECEIPTS FROM THE PUBLIC					-----	-----	-\$1,604,592.45	-----	-----	-----	
INTRABUDGETARY TRANSACTIONS					-----	-----	-7,460,781,563.11	-----	-----	-----	
TOTAL, CIVIL SERVICE COMMISSION . . . . .					-----	-----	18,215,790,141.28	-----	10,962,658,258.61	-----	7,253,131,882.67
COMMISSION OF FINE ARTS											
GENERAL FUND ACCOUNTS											
SALARIES AND EXPENSES, COMMISSION OF FINE ARTS											
FUND RESOURCES:											
UNDISBURSED FUNDS	1978	95	2600		-----	-----	243,000.00	-----	-----	-----	
	1977				66,207.15	-----	-----	181,998.11	-----	3,030.53	
	1976				7,609.05	-----	-----	49,782.39	-----	7,469.09	
PRIOR YEARS					-----	-----	-----	5,595.00	-----	1,905.00	
ACCOUNTS RECEIVABLE					-----	-----	-----	-----	-----	109.09	
FUND EQUITIES:											
ACCOUNTS PAYABLE					-----	-----	-----	-----	-----	9,048.00	
UNDELIVERED ORDERS					-45,562.28	-----	-----	-----	-----	-10,276.87	
DEDUCTIONS FOR OFFSETTING RECEIPTS <sup>2/</sup>	SUBTOTAL	95	2600		-28,253.96	-----	-----	-----	-----	-12,544.75	
					-0-	-----	-----	237,375.50	-----	5,624.50	
PROPRIETARY RECEIPTS FROM THE PUBLIC					-----	-----	-2.22	-----	-----	-----	
TOTAL, COMMISSION OF FINE ARTS . . . . .					-----	-----	242,597.78	-----	237,373.28	-----	5,624.50
COMMISSION ON CIVIL RIGHTS											
GENERAL FUND ACCOUNTS											
SALARIES AND EXPENSES, COMMISSION ON CIVIL RIGHTS											
FUND RESOURCES:											
UNDISBURSED FUNDS	1978	95	1900		-----	-----	10,846,000.00	-----	-----	-----	
	1977				1,495,155.77	-----	-----	9,228,336.71	-----	453,638.37	
	1976				102,705.84	-----	-----	1,222,207.87	-----	85,401.01	
PRIOR YEARS					43,243.67	-----	-----	14,233.04	-----	66,117.86	
ACCOUNTS RECEIVABLE					47,200.63	-----	-----	22,354.94	-----	19,057.29	
FUND EQUITIES:											
ACCOUNTS PAYABLE					-----	-----	-----	-----	-----	-13,733.35	
UNDELIVERED ORDERS					-902,144.35	-----	-----	-----	-----	46,321.69	
DEDUCTIONS FOR OFFSETTING RECEIPTS <sup>2/</sup>	SUBTOTAL	95	1900		-786,161.52	-----	-----	-----	-----	60,933.98	
					-0-	-----	-----	-----	-----	-186,630.38	
					-----	-----	10,846,000.00	-----	-----	-47,848.05	
					-----	-----	-----	10,464,957.25	-----	-733,313.47	
					-----	-----	-----	-----	-----	381,042.75	
TOTAL, COMMISSION ON CIVIL RIGHTS . . . . .					-----	-----	10,846,000.00	-----	10,464,957.25	-----	-0-

GENERAL FUND ACCOUNTS		2000						
SALARIES AND EXPENSES, COMMITTEE FOR	PURCHASE FROM THE BLIND AND OTHER					278,911.36		36,593.60
SEVERELY HANDICAPPED	FUND RESOURCES:					43,857.30		43,857.30
UNDISBURSED FUNDS	UNDERSERVED FUNDS					260.00		3,224.19
	ACCOUNTS RECEIVABLE							-239.46
	FUND EQUITIES:							10,815.22
	ACCOUNTS PAYABLE							-17,465.95
	UNDELIVERED ORDERS					328,078.66		32,971.34
	UNDELIVERED ORDERS							-24,905.19
	UNDELIVERED ORDERS							-74,777.25
	UNDELIVERED ORDERS							-0-
TOTAL, COMMITTEE FOR PURCHASE		2000						
FROM THE BLIND AND OTHER		2000						
SEVERELY HANDICAPPED		2000						
		2000				328,078.66		32,971.34

COMMODITY FUTURES TRADING COMMISSION		1400						
GENERAL FUND ACCOUNTS	COMMISSION					13,086,179.11		7,360.17
COMMODITY FUTURES TRADING COMMISSION	COMMISSION					93,785.00		
FUND RESOURCES:	COMMISSION					289,896.60		
UNDISBURSED FUNDS	COMMISSION					3,046.21		
	COMMISSION							-77,371.34
	COMMISSION							73,298.51
	COMMISSION							-366,224.66
	COMMISSION					14,310,906.92		-360,906.92
	COMMISSION							-0-
DEDUCTIONS FOR OFFSETTING RECEIPTS		1400						
FROM THE PUBLIC		1400						
		1400						
		1400				-5,866.18		
TOTAL, COMMODITY FUTURES TRADING COMMISSION		1400						
		1400				14,305,040.74		-360,906.92

COMMUNITY SERVICES ADMINISTRATION		0500						
GENERAL FUND ACCOUNTS	ADMINISTRATION					457,286,275.95		1,640,119.91
COMMUNITY SERVICES PROGRAM, COMMUNITY	ADMINISTRATION					787,789,608.59		35,378.37
FUND RESOURCES:	ADMINISTRATION					17,416,737.31		217,880.54
UNDISBURSED FUNDS	ADMINISTRATION					3,004,133.09		-277,946.61
	ADMINISTRATION					1,634,473.32		
	ADMINISTRATION							1,640,119.91
	ADMINISTRATION							333,236,504.14
	ADMINISTRATION							42,376,306.42
TRANSFER TO:		0500 91						
AGRICULTURE	ADMINISTRATION							
COMMERCE	ADMINISTRATION							
LABOR	ADMINISTRATION							
	ADMINISTRATION							-891,701.43
	ADMINISTRATION							137.00
	ADMINISTRATION							1,905,100.00
	ADMINISTRATION							8,468,227.78



GENERAL FUND ACCOUNTS								
PUBLIC BROADCASTING FUND, CORPORATION FOR PUBLIC BROADCASTING FUND RESOURCES: UNDISBURSED FUNDS		1978 20	0151	-----	119,200,000.00	-----	119,200,000.00	-----
TOTAL, CORPORATION FOR PUBLIC BROADCASTING. . . . .				-----	119,200,000.00	-----	119,200,000.00	-----
DISTRICT OF COLUMBIA GENERAL FUND ACCOUNTS								
FEDERAL PAYMENT TO DISTRICT OF COLUMBIA FUND RESOURCES: UNDISBURSED FUNDS		1978 20	1700	-----	304,116,000.00	-----	304,116,000.00	-----
LOANS TO DISTRICT OF COLUMBIA FOR CAPITAL OUTLAY FUND RESOURCES: UNDISBURSED FUNDS		NO YEAR 20	0137	126,402,500.00	92,000,000.00	-----	90,000,000.00	-----
FUND EQUITIES: UNOBLIGATED BALANCE								128,402,500.00
ADVANCES TO STADIUM SINKING FUND, ARMORY BOARD, DISTRICT OF COLUMBIA FUND RESOURCES: UNDISBURSED FUNDS		SUBTOTAL 20	0137	-126,402,500.00	92,000,000.00	-----	90,000,000.00	2,000,000.00
AUTHORITY TO BORROW FROM THE TREASURY				-0-				2,000,000.00
REPAYABLE ADVANCES TO THE DISTRICT OF COLUMBIA GENERAL FUND, TREASURY FUND RESOURCES: UNDISBURSED FUNDS		NO YEAR 20	0145	-----	-----	231,600.00	831,600.00	-----
FUND EQUITIES: UNOBLIGATED BALANCE		SUBTOTAL 20	0145	-----	831,600.00	-231,600.00	831,600.00	-----
DEDUCTIONS FOR OFFSETTING RECEIPTS <sup>2/</sup>				-0-				-0-
PROPRIETARY RECEIPTS FROM THE PUBLIC				-----	-43,979,424.99	-----	-43,979,424.99	-----
TOTAL, DISTRICT OF COLUMBIA. . . . .				-----	392,568,175.01	-----	370,960,175.01	22,000,000.00

FOOTNOTES AT END OF CHAPTER

Appropriations, Outlays, and Balances - Continued

Appropriation or Fund Account		Account symbol			Balances beginning of fiscal year	Appropriations and other obligatory authority 1/	Transfers, borrowings, and investments (net) 2/	Outlays (net)	Balances withdrawn and other transactions 3/	Balances end of fiscal year 4/
Title	Period of availability	Dept. Reg.	Account No. Tr From	Sub. No.						
EMERGENCY LOAN GUARANTEE BOARD										
PUBLIC ENTERPRISE FUNDS										
EMERGENCY LOAN GUARANTEE FUND, EMERGENCY LOAN GUARANTEE BOARD										
FUND RESOURCES:										
UNDISBURSED FUNDS	NO YEAR 48		4057		\$730,649.74	- - - - -	\$31,510,000.00	\$1,204,781.40	12/ \$31,035,868.34	- - - - -
INVESTMENTS IN PUBLIC DEBT SECURITIES					31,510,000.00	- - - - -	-31,510,000.00	- - - - -	- - - - -	- - - - -
ACCOUNTS RECEIVABLE					-1,720,603.55	- - - - -	- - - - -	- - - - -	-1,720,603.55	- - - - -
FUND EQUITIES:										
UNOBLIGATED BALANCE					-30,471,732.33	- - - - -	- - - - -	- - - - -	-30,471,732.33	- - - - -
ACCOUNTS PAYABLE					-48,313.86	- - - - -	- - - - -	- - - - -	-48,313.86	- - - - -
	SUBTOTAL 48		4057		-0-	- - - - -	- - - - -	1,204,781.40	-1,204,781.40	-0-
TOTAL, EMERGENCY LOAN GUARANTEE BOARD . . . . .					- - - - -	- - - - -	- - - - -	1,204,781.40	-1,204,781.40	- - - - -
EQUAL EMPLOYMENT OPPORTUNITY COMMISSION										
GENERAL FUND ACCOUNTS										
SALARIES AND EXPENSES, EQUAL EMPLOYMENT OPPORTUNITY COMMISSION										
FUND RESOURCES:										
UNDISBURSED FUNDS	1978 45		0100		- - - - -	\$84,550,000.00	- - - - -	66,457,618.52	1,394,649.92	\$16,697,731.56
	1977				8,418,231.54	- - - - -	- - - - -	7,545,850.33	-354,585.00	1,226,966.21
	1976				1,624,192.83	- - - - -	-712,119.08	185,612.85	725,460.00	- - - - -
	PRIOR YEARS				191,029.55	- - - - -	713,119.98	25,005.37	-46,818.89	925,963.09
ACCOUNTS RECEIVABLE					473,908.09	- - - - -	- - - - -	- - - - -	-237,964.91	711,873.00
FUND EQUITIES:										
ACCOUNTS PAYABLE					-3,521,477.01	- - - - -	- - - - -	- - - - -	784,195.10	-4,305,672.11
UNDELIVERED ORDERS					-7,185,885.04	- - - - -	- - - - -	- - - - -	8,070,976.71	-15,256,861.75
	SUBTOTAL 45		0100		-0-	84,550,000.00	- - - - -	74,214,087.07	10,335,912.93	-0-
DEDUCTIONS FOR OFFSETTING RECEIPTS 2/										
PROPRIETARY RECEIPTS FROM THE PUBLIC					- - - - -	-53,545.30	- - - - -	-53,545.30	- - - - -	- - - - -
TOTAL, EQUAL EMPLOYMENT OPPORTUNITY COMMISSION . . . . .					- - - - -	84,496,454.70	- - - - -	74,160,541.77	10,335,912.93	- - - - -
EXPORT-IMPORT BANK OF THE UNITED STATES										
PUBLIC ENTERPRISE FUNDS										
EXPORT-IMPORT BANK OF THE UNITED STATES FUND										
FUND RESOURCES:										
UNDISBURSED FUNDS	NO YEAR 83		4027		310,507.21	- - - - -	16/ -71,192,364.69	-105,903,993.67	15/ 35,000,000.00	22,136.19
AUTHORITY TO BORROW FROM THE TREASURY					5,996,676,748.50	- - - - -	- - - - -	- - - - -	- - - - -	6,000,000,000.00
AUTHORITY TO BORROW FROM THE PUBLIC					1,269,550,718.64	- - - - -	72,749,113.19	- - - - -	17/ 1,269,550,718.64	72,769,113.19
INVESTMENTS IN PUBLIC DEBT SECURITIES					12,600,000.00	- - - - -	-4,900,000.00	- - - - -	- - - - -	7,700,000.00
ACCOUNTS RECEIVABLE					230,202,729.22	- - - - -	- - - - -	- - - - -	-18,443,795.44	248,646,524.66
FUND EQUITIES:										
UNOBLIGATED BALANCE					-1,604,423,461.94	- - - - -	- - - - -	- - - - -	1,627,546,276.16	-3,231,969,738.10
ACCOUNTS PAYABLE					-5,791,819,621.25	- - - - -	- - - - -	- - - - -	-7,803,803,271.13	-2,983,016,350.12
UNDELIVERED ORDERS					-113,097,620.38	- - - - -	- - - - -	- - - - -	-3,945,934.56	-109,151,685.82
	SUBTOTAL 83		4027		-0-	- - - - -	- - - - -	-105,903,993.67	105,903,993.67	-0-
TOTAL, EXPORT-IMPORT BANK OF THE UNITED STATES . . . . .					- - - - -	- - - - -	- - - - -	-105,903,993.67	105,903,993.67	- - - - -

PUBLIC ENTERPRISE FUNDS

REVOLVING FUND FOR ADMINISTRATIVE EXPENSES, FARM CREDIT ADMINISTRATION									
FUND RESOURCES:									
UNDISBURSED FUNDS	NO YEAR 78	4131	2,141,906.72						2,499,186.02
ACCOUNTS RECEIVABLE			1,449,951.81						1,997,693.25
FUND EQUITIES:									
UNOBLIGATED BALANCE			-2,738,466.09					824,053.31	10/-3,562,519.40
ACCOUNTS PAYABLE			-677,935.33					60,356.60	-738,291.93
UNDELIVERED ORDERS			-175,457.11					19,610.83	-195,067.94
	SUBTOTAL 78	4131	-0-					356,279.30	-0-
BANKS FOR COOPERATIVES INVESTMENT FUND, FARM CREDIT ADMINISTRATION									
FUND RESOURCES:									
UNDISBURSED FUNDS	NO YEAR 78	4136	148,091,211.00						148,091,211.00
FUND EQUITIES:									
UNOBLIGATED BALANCE			-148,091,211.00						-148,091,211.00
	SUBTOTAL 78	4136	-0-						-0-
SHORT TERM CREDIT INVESTMENT FUND, FARM CREDIT ADMINISTRATION									
FUND RESOURCES:									
UNDISBURSED FUNDS	NO YEAR 78	4139	111,707,505.00						111,707,505.00
FUND EQUITIES:									
UNOBLIGATED BALANCE			-111,707,505.00						-111,707,505.00
	SUBTOTAL 78	4139	-0-						-0-
DEDUCTIONS FOR OFFSETTING RECEIPTS <sup>2/</sup>									
PROPRIETARY RECEIPTS FROM THE PUBLIC									
TOTAL, FARM CREDIT ADMINISTRATION . . . . .									
FEDERAL COMMUNICATIONS COMMISSION									
GENERAL FUND ACCOUNTS									
SALARIES AND EXPENSES, FEDERAL COMMUNICATIONS COMMISSION									
FUND RESOURCES:									
UNDISBURSED FUNDS	1978-79 27	0100							
	1978								
	1977-78								
	1977								
	1976								
	1975-76								
	PRIOR YEARS								
ACCOUNTS RECEIVABLE									
FUND EQUITIES:									
UNOBLIGATED BALANCE									
ACCOUNTS PAYABLE									
UNDELIVERED ORDERS									
	SUBTOTAL 27	0100							
DEDUCTIONS FOR OFFSETTING RECEIPTS <sup>2/</sup>									
PROPRIETARY RECEIPTS FROM THE PUBLIC									
TOTAL, FEDERAL COMMUNICATIONS COMMISSION . . . . .									

FOOTNOTES AT END OF CHAPTER





FEDERAL HOME LOAN BANK BOARD																									
REVOLVING FUND																									
FUND RESOURCES:																									
UNDISBURSED FUNDS																									
TRANSFER TO:																									
GENERAL SERVICES ADMINISTRATION																									
AUTHORITY TO BORROW FROM THE TREASURY																									
AUTHORITY TO BORROW FROM THE PUBLIC																									
ACCOUNTS RECEIVABLE																									
FUND EQUITIES:																									
UNOBLIGATED BALANCE																									
ACCOUNTS PAYABLE																									
UNDELIVERED ORDERS																									
FEDERAL SAVINGS AND LOAN																									
INSURANCE CORPORATION FUND																									
FUND RESOURCES:																									
UNDISBURSED FUNDS																									
AUTHORITY TO BORROW FROM THE TREASURY																									
INVESTMENTS IN PUBLIC DEBT SECURITIES																									
INVESTMENTS IN AGENCY SECURITIES																									
ACCOUNTS RECEIVABLE																									
FUND EQUITIES:																									
UNOBLIGATED BALANCE																									
ACCOUNTS PAYABLE																									
UNDELIVERED ORDERS																									
TOTAL, FEDERAL HOME																									
LOAN BANK BOARD																									
*****																									

FEDERAL MARITIME COMMISSION																									
GENERAL FUND ACCOUNTS																									
SALARIES AND EXPENSES,																									
FEDERAL MARITIME COMMISSION																									
FUND RESOURCES:																									
UNDISBURSED FUNDS																									
1977																									
1976																									
PRIOR YEARS																									
ACCOUNTS RECEIVABLE																									
FUND EQUITIES:																									
ACCOUNTS PAYABLE																									
UNDELIVERED ORDERS																									
DEDUCTIONS FOR OFFSETTING RECEIPTS																									
PROPRIETARY RECEIPTS FROM THE PUBLIC																									
TOTAL, FEDERAL MARITIME																									
COMMISSION																									
*****																									

FOOTNOTES AT END OF CHAPTER

Appropriations, Outlays, and Balances - Continued

Appropriation or Fund Account		Account symbol			Balances beginning of fiscal year	Appropriations and other obligatory authority <sup>1/</sup>	Transfers, borrowings, and investments (net) <sup>2/</sup>	Outlays (net)	Balances withdrawn and other transactions <sup>3/</sup>	Balances end of fiscal year <sup>4/</sup>
Title	Period of availability	Dept. Reg	Account No.	Sub. No.						
FEDERAL MEDIATION AND CONCILIATION SERVICE										
GENERAL FUND ACCOUNTS										
SALARIES AND EXPENSES, FEDERAL MEDIATION AND CONCILIATION SERVICE										
FUND RESOURCES:										
UNDISBURSED FUNDS	NO YEAR 93		0100		\$177,774.30		6,743.64			\$170,004.32
	1978					\$22,465,000.00	20,430,589.83	\$430,575.28		1,565,804.89
	1977				1,660,650.62		1,410,947.03	130,672.82		53,021.70
	1976				151,584.23		75,870.54	50,984.52		
	1975				-3,074.36		-2,874.36			
	PRIOR YEARS				114,882.03		25,139.87	38,197.17		102,725.65
					65,626.19					77,034.43
ACCOUNTS RECEIVABLE										
FUND EQUITIES:										
ACCOUNTS PAYABLE					-1,857,770.20				43,711.86	-1,901,482.06
UNDELIVERED ORDERS					-303,379.51				-212,242.58	-91,136.93
DEDUCTIONS FOR OFFSETTING RECEIPTS <sup>2/</sup>	SUBTOTAL 93		0100		-0-	22,465,000.00	21,956,487.19	503,512.81		-0-
PROPRIETARY RECEIPTS FROM THE PUBLIC										
						-1,654.62		-1,654.62		
TOTAL, FEDERAL MEDIATION AND CONCILIATION SERVICE . . . . .						22,463,345.38		21,955,833.57	503,512.81	
FEDERAL MINE SAFETY AND HEALTH REVIEW COMMISSION										
GENERAL FUND ACCOUNTS										
SALARIES AND EXPENSES, FEDERAL MINE SAFETY AND HEALTH REVIEW COMMISSION										
FUND RESOURCES:										
UNDISBURSED FUNDS	1978 95		2800			1,185,000.00		786,806.37	196,876.65	201,316.98
ACCOUNTS RECEIVABLE									-10,353.25	10,353.25
FUND EQUITIES:										
ACCOUNTS PAYABLE									111,002.98	-111,002.98
UNDELIVERED ORDERS									100,657.25	-100,657.25
DEDUCTIONS FOR OFFSETTING RECEIPTS <sup>2/</sup>	SUBTOTAL 95		2800		-0-	1,185,000.00	786,806.37	398,193.63		-0-
PROPRIETARY RECEIPTS FROM THE PUBLIC										
TOTAL, FEDERAL MINE SAFETY AND HEALTH REVIEW COMMISSION . . . . .						1,185,000.00		786,806.37	398,193.63	
FEDERAL POWER COMMISSION <sup>19/</sup>										
FEDERAL TRADE COMMISSION										
GENERAL FUND ACCOUNTS										
SALARIES AND EXPENSES, FEDERAL TRADE COMMISSION										
FUND RESOURCES:										
UNDISBURSED FUNDS	1978 29		0100			62,100,000.00		53,455,944.00	728,619.00	7,915,437.00
	1977				8,630,030.31			5,301,550.41	237,599.90	3,045,880.00
	1976				1,434,102.70		-774,059.00	638,001.47	221,142.29	
	PRIOR YEARS				146,066.30		674,559.00	50,465.23	44,777.07	675,783.00
FUND EQUITIES:										
ACCOUNTS PAYABLE					-4,120,139.49				-503,436.11	-3,616,703.38
UNDELIVERED ORDERS					-6,090,059.82				1,536,336.80	-3,020,396.62
DEDUCTIONS FOR OFFSETTING RECEIPTS <sup>2/</sup>	SUBTOTAL 29		0100		-0-	62,100,000.00		59,445,961.05	2,654,038.95	-0-
PROPRIETARY RECEIPTS FROM THE PUBLIC										
						-630,689.06		-630,689.06		
TOTAL, FEDERAL TRADE COMMISSION . . . . .						61,469,310.94		59,815,271.99	2,654,038.95	



Appropriations, Outlays, and Balances - Continued

Appropriation or Fund Account		Account symbol			Balances beginning of fiscal year	Appropriations and other obligational authority 1/	Transfers, borrowings, and investments (net) 2/	Outlays (net)	Balances withdrawn and other transactions 3/	Balances end of fiscal year. 4/
Title	Period of availability	Dept. Reg.	Account No.	Sub. No.						
HISTORICAL AND MEMORIAL AGENCIES										
AMERICAN REVOLUTION BICENTENNIAL ADMINISTRATION										
GENERAL FUND ACCOUNTS										
SALARIES AND EXPENSES, AMERICAN REVOLUTION BICENTENNIAL ADMINISTRATION										
FUND RESOURCES:										
UNDISBURSED FUNDS	1977-76		1900		\$65,000.00	-	-	-	-	\$65,000.00
	1974-77				48,358.08	-	-	-	-	48,358.08
	1976				280,716.48	-	-\$704,717.43	-	\$76,059.06	-
	PRIOR YEARS				161,347.05	-	204,717.43	-	-	366,064.48
FUND EQUITIES:										
ACCOUNTS PAYABLE					-48,483.25	-	-	-	-44,864.50	-3,618.75
UNDELIVERED ORDERS					-506,598.37	-	-	-	-31,194.56	-475,803.81
					-0-	-	-	-	-	-0-
	SUBTOTAL 76		1900							
TRUST FUND ACCOUNTS										
DONATIONS, AMERICAN REVOLUTION BICENTENNIAL ADMINISTRATION										
FUND RESOURCES:										
UNDISBURSED FUNDS	NO YEAR 76		8091		1,250.68	-	-	-	-	1,250.68
FUND EQUITIES:										
UNOBLIGATED BALANCE					-550.68	-	-	-	700.00	-1,250.68
UNDELIVERED ORDERS					-700.00	-	-	-	-700.00	-0-
	SUBTOTAL 76		8091		-0-					
TOTAL, AMERICAN REVOLUTION BICENTENNIAL ADMINISTRATION . . . . .										
OTHER HISTORICAL AND MEMORIAL AGENCIES										
GENERAL FUND ACCOUNTS										
SALARIES AND EXPENSES, FRANKLIN DELANO ROOSEVELT MEMORIAL COMMISSION										
FUND RESOURCES:										
UNDISBURSED FUNDS	NO YEAR 76		0700		37,152.10	-	-	\$7,489.33	-	29,662.77
	1978-79				-	\$25,000.00	-	9,845.46	-	15,154.54
FUND EQUITIES:										
UNOBLIGATED BALANCE					-31,652.10	-	-	-	11,076.90	-42,729.00
UNDELIVERED ORDERS					-5,500.00	-	-	-	-3,411.69	-2,088.31
	SUBTOTAL 76		0700		-0-	25,000.00		17,334.79	7,665.21	-0-
SALARIES AND EXPENSES, CIVIL WAR CENTENNIAL COMMISSION										
FUND RESOURCES:										
UNDISBURSED FUNDS	PRIOR YEARS 76		0900		5,715.34	-	-	-	5,715.34	-
FUND EQUITIES:										
UNDELIVERED ORDERS					-5,715.34	-	-	-	-5,715.34	-
	SUBTOTAL 76		0900		-0-					-0-
TOTAL, OTHER HISTORICAL AND MEMORIAL AGENCIES . . . . .						25,000.00		17,334.79	7,665.21	
TOTAL, HISTORICAL AND MEMORIAL AGENCIES . . . . .						25,000.00		17,334.79	7,665.21	

GENERAL FUND ACCOUNTS		1978 95	0100	1978 95	0100	1978 95	0100	1978 95	0100	1978 95	0100	1978 95	0100
SALARIES AND EXPENSES, INDIAN CLAIMS COMMISSION		1977		62,732.41		1,764,600.00				1,076.95		229,478.52	
FUND RESOURCES:		1976		21,512.63				1,764,600.00		5,455.54		27,521.82	
UNDISBURSED FUNDS		PRIOR YEARS		42,655.65						10,615.96			
ACCOUNTS RECEIVABLE													
FUND EQUITIES:				71,470.59						199,731.05			
ACCOUNTS PAYABLE				35,430.00						25,390.00			
UNDELIVERED ORDERS				0-						405,492.78			
DEDUCTIONS FOR OFFSETTING RECEIPTS													
PROPRIETARY RECEIPTS FROM THE PUBLIC													
TOTAL, INDIAN CLAIMS COMMISSION													
INTERGOVERNMENTAL AGENCIES													
ADVISORY COMMISSION ON INTERGOVERNMENTAL RELATIONS													
GENERAL FUND ACCOUNTS													
SALARIES AND EXPENSES, ADVISORY COMMISSION ON INTERGOVERNMENTAL RELATIONS		1978 55	0100	200,059.00		1,654,000.00				63,693.95		215,246.48	
FUND RESOURCES:		1977		4,873.00						3,007.95		22,988.12	
UNDISBURSED FUNDS		1976								2,265.50			
ACCOUNTS RECEIVABLE		PRIOR YEARS								447.30			
FUND EQUITIES:										7,369.32			
ACCOUNTS PAYABLE				17,555.37						1,558.84			
UNDELIVERED ORDERS				1,172,966.63						69,073.03			
INTRAGOVERNMENTAL FUNDS		SUBTOTAL 55	0100	0-		1,654,000.00				167,276.70		0-	
CONSOLIDATED WORKING FUND, ADVISORY COMMISSION ON INTERGOVERNMENTAL RELATIONS													
FUND RESOURCES:		NO YEAR 55	3900	26,454.72								273,785.15	
UNDISBURSED FUNDS				54,678.64						46,970.36		531,640.00	
ACCOUNTS RECEIVABLE													
FUND EQUITIES:													
UNBLIGATED BALANCE				16,935.15						271,003.95		287,439.10	
ACCOUNTS PAYABLE				200.42						250.42			
UNDELIVERED ORDERS				21,426.75						515,456.30			
TRUST FUND ACCOUNTS		SUBTOTAL 55	3900	0-						300,239.47		0-	
CONTRIBUTIONS, ADVISORY COMMISSION ON INTERGOVERNMENTAL RELATIONS		NO YEAR 55	8155	30,492.44		47,250.00						91,988.93	
FUND RESOURCES:													
UNDISBURSED FUNDS													
FUND EQUITIES:													
UNBLIGATED BALANCE				50,254.44						6,866.92		57,121.36	
UNDELIVERED ORDERS				238.00						24,639.57		24,877.57	
TOTAL, ADVISORY COMMISSION ON INTERGOVERNMENTAL RELATIONS		SUBTOTAL 55	8155	0-		47,250.00				31,466.49		0-	
TOTAL, INDIAN CLAIMS COMMISSION ON INTERGOVERNMENTAL RELATIONS													
TOTAL, INDIAN CLAIMS COMMISSION													
TOTAL, INTERGOVERNMENTAL RELATIONS													
TOTAL, INDIAN CLAIMS COMMISSION ON INTERGOVERNMENTAL RELATIONS													
TOTAL, INTERGOVERNMENTAL RELATIONS													

Appropriations, Outlays, and Balances - Continued

Appropriation or Fund Account Title	Period of availability	Account symbol		Balances beginning of fiscal year	Appropriations and other obligational authority 1/	Transfers, borrowings, and investments (net) 2/	Outlays (net)	Balances withdrawn and other transactions 3/	Balances end of fiscal year 4/
		Dept. Reg.	Account No.						
INTERGOVERNMENTAL AGENCIES-CONTINUED									
APPALACHIAN REGIONAL COMMISSION									
GENERAL FUND ACCOUNTS									
SALARIES AND EXPENSES, APPALACHIAN REGIONAL COMMISSION									
FUND RESOURCES:									
UNDISBURSED FUNDS	1978 46	0200	---	---	\$2,083,000.00	---	\$2,055,201.96	\$1,846.94	\$25,951.10
	1977		---	\$22,937.02	---	---	22,603.91	233.11	---
	PRIOR YEARS		---	28.99	---	---	---	---	28.99
			---	590.50	---	---	---	-71.30	631.80
ACCOUNTS RECEIVABLE			---	---	---	---	---	---	---
FUND EQUITIES:			---	---	---	---	---	---	---
ACCOUNTS PAYABLE			---	-22,835.21	---	---	---	3,566.16	-26,401.37
UNDELIVERED ORDERS			---	-591.30	---	---	---	-380.78	-210.52
	SUBTOTAL 46	0200	---	-0-	2,083,000.00	---	2,077,805.87	5,194.13	-0-
INTRAGOVERNMENTAL FUNDS									
CONSOLIDATED WORKING FUND, APPALACHIAN REGIONAL COMMISSION									
FUND RESOURCES:									
UNDISBURSED FUNDS	NO YEAR 46	3900	---	1,488,015.46	---	---	-71,359.81	---	1,559,375.27
ACCOUNTS RECEIVABLE			---	18,919.65	---	---	---	7,953.58	10,966.07
FUND EQUITIES:			---	---	---	---	---	---	---
UNOBLIGATED BALANCE			---	-893,351.66	---	---	---	32,941.56	-926,493.22
ACCOUNTS PAYABLE			---	-159,405.33	---	---	---	-43,900.68	-111,504.65
UNDELIVERED ORDERS			---	-457,978.12	---	---	---	74,365.35	-532,343.47
	SUBTOTAL 46	3900	---	-0-	---	---	-71,359.81	71,359.81	-0-
TRUST FUND ACCOUNTS									
GRANTS AND DONATIONS, APPALACHIAN REGIONAL COMMISSION									
FUND RESOURCES:									
UNDISBURSED FUNDS	NO YEAR 46	8088	---	1,603.72	---	---	---	---	1,603.72
ACCOUNTS RECEIVABLE			---	---	---	---	---	---	---
FUND EQUITIES:			---	---	---	---	---	---	---
UNOBLIGATED BALANCE			---	-1,603.72	---	---	---	---	-1,603.72
	SUBTOTAL 46	8088	---	-0-	---	---	---	---	-0-
ADMINISTRATIVE EXPENSES, APPALACHIAN REGIONAL COMMISSION									
FUND RESOURCES:									
UNDISBURSED FUNDS	NO YEAR 46	8090	---	1,077,983.36	4,097,604.00	---	4,181,252.78	---	944,334.58
ACCOUNTS RECEIVABLE			---	23,335.36	---	---	---	16,080.47	7,254.89
FUND EQUITIES:			---	---	---	---	---	---	---
UNOBLIGATED BALANCE			---	-715,197.77	---	---	---	-110,470.28	-604,777.49
ACCOUNTS PAYABLE			---	-274,587.42	---	---	---	-19,343.20	-255,244.22
UNDELIVERED ORDERS			---	-111,533.53	---	---	---	30,084.23	-141,617.76
	SUBTOTAL 46	8090	---	-0-	4,097,604.00	---	4,181,252.78	-83,648.78	-0-
DEDUCTIONS FOR OFFSETTING RECEIPTS 2/									
PROPRIETARY RECEIPTS FROM THE PUBLIC			---	---	-1,700,000.00	---	-1,700,000.00	---	---
INTRABUDGETARY TRANSACTIONS			---	---	-2,397,604.00	---	-2,397,604.00	---	---
TOTAL, APPALACHIAN REGIONAL COMMISSION . . . . .				---	2,083,000.00	---	2,090,094.84	-7,094.84	---

DELAWARE RIVER BASIN COMMISSION									
GENERAL FUND ACCOUNTS									
SALARIES AND EXPENSES, DELAWARE RIVER BASIN COMMISSION									
FUND RESOURCES:									
UNDISBURSED FUNDS	1978 46	0100	---	---	98,000.00	---	85,677.39	3,418.26	8,904.35
	1977		---	10,150.33	---	---	7,122.78	-76.49	3,104.04
	1976		---	142.00	---	---	---	142.00	---
ACCOUNTS RECEIVABLE			---	---	---	---	---	-7,159.21	7,159.21
FUND EQUITIES:			---	---	---	---	---	---	---
ACCOUNTS PAYABLE			---	-4,916.18	---	---	---	14,192.02	-19,108.20
UNDELIVERED ORDERS			---	-5,376.15	---	---	---	-5,316.75	-59.40
	SUBTOTAL 46	0100	---	-0-	98,000.00	---	---	---	---

CONTRIBUTION TO DELAWARE RIVER BASIN COMMISSION, DELAWARE RIVER BASIN COMMISSION									
FUND RESOURCES:									
UNDISBURSED FUNDS	1978 46	0102	-----	232,000.00	-----	179,000.00	-----	53,000.00	
FUND EQUITIES:									
ACCOUNTS PAYABLE			-----	-----	-----	-----	53,000.00	-53,000.00	
DEDUCTIONS FOR OFFSETTING RECEIPTS			-----	-0-	-----	-----	-----	-0-	
<b>SUBTOTAL 46</b>	<b>1978 46</b>	<b>0102</b>	<b>-----</b>	<b>232,000.00</b>	<b>-----</b>	<b>179,000.00</b>	<b>53,000.00</b>	<b>-53,000.00</b>	
PROPRIETARY RECEIPTS FROM THE PUBLIC			-----	-37.21	-----	-37.21	-----	-----	
<b>TOTAL, DELAWARE RIVER BASIN COMMISSION . . . . .</b>			<b>-----</b>	<b>229,962.79</b>	<b>-----</b>	<b>271,762.96</b>	<b>58,199.83</b>	<b>-----</b>	
INTERSTATE COMMISSION ON THE POTOMAC RIVER BASIN									
GENERAL FUND ACCOUNTS									
CONTRIBUTION TO INTERSTATE COMMISSION ON THE POTOMAC RIVER BASIN, INTERSTATE COMMISSION ON THE POTOMAC RIVER BASIN									
FUND RESOURCES:									
UNDISBURSED FUNDS	1978 46	0446	-----	53,000.00	-----	53,000.00	-----	-----	-----
<b>TOTAL, INTERSTATE COMMISSION ON THE POTOMAC RIVER BASIN . . . . .</b>			<b>-----</b>	<b>53,000.00</b>	<b>-----</b>	<b>53,000.00</b>	<b>-----</b>	<b>-----</b>	<b>-----</b>
SUSQUEHANNA RIVER BASIN COMMISSION									
GENERAL FUND ACCOUNTS									
SALARIES AND EXPENSES, SUSQUEHANNA RIVER BASIN COMMISSION									
FUND RESOURCES:									
UNDISBURSED FUNDS	1978 46	0500	-----	99,000.00	-----	83,989.25	9,354.82	5,655.93	
ACCOUNTS RECEIVABLE	1977		7,029.23	-----	-----	3,702.51	526.72	2,800.00	
FUND EQUITIES:									
ACCOUNTS PAYABLE			-2,483.59	-----	-----	-----	4,710.09	-7,193.68	
UNDELIVERED ORDERS			-4,345.34	-----	-----	-----	-425.50	-4,120.14	
			-0-	-----	-----	-----	-----	-0-	
<b>SUBTOTAL 46</b>	<b>1978 46</b>	<b>0500</b>	<b>-----</b>	<b>99,000.00</b>	<b>-----</b>	<b>87,691.76</b>	<b>11,308.74</b>	<b>-0-</b>	
CONTRIBUTION TO SUSQUEHANNA RIVER BASIN COMMISSION, SUSQUEHANNA RIVER BASIN COMMISSION									
FUND RESOURCES:									
UNDISBURSED FUNDS	1978 46	0501	-----	200,000.00	-----	200,000.00	-----	-----	-----
<b>TOTAL, SUSQUEHANNA RIVER BASIN COMMISSION . . . . .</b>			<b>-----</b>	<b>299,000.00</b>	<b>-----</b>	<b>267,691.76</b>	<b>11,308.74</b>	<b>-----</b>	<b>-----</b>

FOOTNOTES AT END OF CHAPTER



Appropriations, Outlays, and Balances - Continued

Appropriation or Fund Account		Account symbol				Balances beginning of fiscal year	Appropriations and other obligatory authority <sup>1/</sup>	Transfers, borrowings, and investments (net) <sup>2/</sup>	Outlays (net)	Balances withdrawn and other transactions <sup>3/</sup>	Balances end of fiscal year <sup>4/</sup>
Title	Period of availability	Reg.	Tr. From	Dept. No.	Sub. No.						
WASHINGTON METROPOLITAN AREA TRANSIT AUTHORITY											
GENERAL FUND ACCOUNTS											
FEDERAL CONTRIBUTION, WASHINGTON METROPOLITAN AREA TRANSIT AUTHORITY											
FUND RESOURCES:											
UNDISBURSED FUNDS	NO YEAR 46			0300		\$196,132,530.28	\$66,778,779.00	-----	\$149,337,463.34	-----	\$113,573,845.94
FUND EQUITIES:											
UNDELIVERED ORDERS						-196,132,530.28	-----	-----	-82,558,684.34	-----	-113,573,845.94
	SUBTOTAL 46			0300		-0-	66,778,779.00	-----	149,337,463.34	-82,558,684.34	-0-
TOTAL, WASHINGTON METROPOLITAN AREA TRANSIT AUTHORITY . . . . .						-----	66,778,779.00	-----	149,337,463.34	-82,558,684.34	-----
TOTAL, INTERGOVERNMENTAL AGENCIES . . . . .						-----	71,244,951.79	-----	153,247,300.24	-82,002,308.45	-----
INTELLIGENCE COMMUNITY STAFF											
GENERAL FUND ACCOUNTS											
INTELLIGENCE COMMUNITY STAFF, INTELLIGENCE COMMUNITY OVERSIGHT											
FUND RESOURCES:											
UNDISBURSED FUNDS	1978 95			0400		-----	9,249,000.00	-----	5,660,917.18	864,208.94	2,723,873.88
	1977					3,941,782.09	-----	-----	7,840,080.18	322,472.67	779,229.24
						5,559.93	-----	-----	-----	5,559.93	-----
ACCOUNTS RECEIVABLE						-----	-----	-----	-----	-----	-----
FUND EQUITIES:											
ACCOUNTS PAYABLE						-1,388,768.82	-----	-----	-----	-1,388,768.82	-----
UNDELIVERED ORDERS						-2,558,573.20	-----	-----	-----	844,529.97	-3,503,103.12
	SUBTOTAL 95			0400		-0-	9,249,000.00	-----	8,500,997.36	748,002.64	-0-
TOTAL, INTELLIGENCE COMMUNITY STAFF . . . . .						-----	9,249,000.00	-----	8,500,997.36	-748,002.64	-----
INTERNATIONAL COMMUNICATION AGENCY <sup>23/</sup>											
GENERAL FUND ACCOUNTS											
SALARIES AND EXPENSES, INTERNATIONAL COMMUNICATION AGENCY											
FUND RESOURCES:											
UNDISBURSED FUNDS	NO YEAR 57			0201		-----	-----	\$6,251,261.61	3,102,411.97	-----	3,148,849.64
	1978					-----	219,160,435.99	-2,718,776.85	184,155,630.40	1,559,126.28	30,726,952.46
	1977					-----	-----	12,410,390.55	-23,077,572.09	915,179.10	34,572,783.54
	1976					-----	-----	1,225,492.99	245,255.02	1,150,237.97	-----
	PRIOR YEARS					-----	-----	3,047,804.12	-213,699.52	129,240.29	3,127,263.35
TRANSFER TO:											
LABOR	NO YEAR 16 67 0201					-----	-----	258,869.06	145,478.78	-----	113,390.28
	1978					-----	-----	52,387.07	504,897.84	404.08	77,080.15
	1977					-----	-----	106,798.21	5,866.83	74,270.51	26,660.87
	1976					-----	-----	24,345,533.61	-----	34,533.61	-----
	PRIOR YEARS					-----	-----	137,227,290.24	-----	9,220.00	13,070.24
STATE	1978 19 67 0201					-----	-----	1,715,000.00	244,495.75	990.26	1,469,513.99
	1977					-----	-----	448,966.28	447,237.28	-----	201,729.00
	1976					-----	-----	26,640,649.07	40,649.07	-----	-----
	PRIOR YEARS					-----	-----	42,577.61	1,337.99	-----	41,239.62

	1978 75 67 0201	2																
HEALTH, EDUCATION, AND WELFARE, OFFICE OF EDUCATION																		
ACCOUNTS RECEIVABLE																		
FUND EQUITIES:																		
UNOBLIGATED BALANCE																		
ACCOUNTS PAYABLE																		
UNDELIVERED ORDERS																		
MUTUAL EDUCATIONAL AND CULTURAL EXCHANGE ACTIVITIES, STATE FUND RESOURCES:																		
UNDISBURSED FUNDS																		
TRANSFER TO:																		
LABOR																		
HEALTH, EDUCATION, AND WELFARE, OFFICE OF EDUCATION																		
ACCOUNTS RECEIVABLE																		
FUND EQUITIES:																		
UNOBLIGATED BALANCE																		
ACCOUNTS PAYABLE																		
UNDELIVERED ORDERS																		
SALARIES AND EXPENSES, UNITED STATES INFORMATION AGENCY FUND RESOURCES:																		
UNDISBURSED FUNDS																		
ACCOUNTS RECEIVABLE																		
FUND EQUITIES:																		
UNOBLIGATED BALANCE																		
ACCOUNTS PAYABLE																		
UNDELIVERED ORDERS																		
SPECIAL INTERNATIONAL EXHIBITIONS, UNITED STATES INFORMATION AGENCY FUND RESOURCES:																		
UNDISBURSED FUNDS																		
ACCOUNTS RECEIVABLE																		
FUND EQUITIES:																		
UNOBLIGATED BALANCE																		
ACCOUNTS PAYABLE																		
UNDELIVERED ORDERS																		
SALARIES AND EXPENSES, SPECIAL FOREIGN CURRENCY PROGRAM, INTERNATIONAL COMMUNICATION AGENCY FUND RESOURCES:																		
UNDISBURSED FUNDS																		
ACCOUNTS RECEIVABLE																		
FUND EQUITIES:																		
UNOBLIGATED BALANCE																		
ACCOUNTS PAYABLE																		
UNDELIVERED ORDERS																		

Appropriations, Outlays, and Balances - Continued

Appropriation or Fund Account		Account symbol			Balances beginning of fiscal year	Appropriations and other obligational authority 1/	Transfers, borrowings, and investments (net) 2/	Outlays (net)	Balances withdrawn and other transactions 3/	Balances end of fiscal year 4/
Title	Period of availability	Dept. Reg.	Account No. Tr. From	Sub. No.						
INTERNATIONAL COMMUNICATION AGENCY CONTINUED										
GENERAL FUND ACCOUNTS-CONTINUED										
SALARIES AND EXPENSES, SPECIAL FOREIGN CURRENCY PROGRAM, UNITED STATES INFORMATION AGENCY										
FUND RESOURCES:										
UNDISBURSED FUNDS	NO YEAR 67		0103		\$6,272,044.09	\$7,057,000.00	-\$9,774,919.50	\$4,554,124.59	---	---
ACCOUNTS RECEIVABLE					181,863.76	---	---	---	\$181,863.76	---
FUND EQUITIES:										
UNOBLIGATED BALANCE					-3,521,482.84	---	---	---	-3,521,482.84	---
ACCOUNTS PAYABLE					-1,860,458.03	---	---	---	-1,860,458.03	---
UNDELIVERED ORDERS					-1,071,966.98	---	---	---	-1,071,966.98	---
SUBTOTAL 67			0103		-0-	7,057,000.00	-9,774,919.50	4,554,124.59	-6,272,044.09	-0-
CENTER FOR CULTURAL AND TECHNICAL INTERCHANGE BETWEEN EAST AND WEST, INTERNATIONAL COMMUNICATION AGENCY										
FUND RESOURCES:										
UNDISBURSED FUNDS	1978 67		0202		---	6,852,461.19	---	6,845,286.57	---	\$7,174.62
	1977				---	---	10,627.84	---	---	10,627.84
	1976				---	---	24/34,814.37	-2,661.65	43,476.02	11,442.85
	PRIOR YEARS				---	---	11,442.85	---	---	---
FUND EQUITIES:										
ACCOUNTS PAYABLE					---	---	---	---	27,119.71	-27,119.71
UNDELIVERED ORDERS					---	---	---	---	2,125.60	-2,125.60
SUBTOTAL 67			0202		-0-	6,852,461.19	56,885.06	6,836,674.92	72,721.33	-0-
CENTER FOR CULTURAL AND TECHNICAL INTERCHANGE BETWEEN EAST AND WEST, STATE										
FUND RESOURCES:										
UNDISBURSED FUNDS	1978 19		1136		---	5,347,538.81	---	5,347,538.81	---	---
	1977				1,109,184.38	---	-10,627.84	1,098,556.54	---	---
	1976				-329,431.26	---	-46,257.77	-375,688.48	---	---
ACCOUNTS RECEIVABLE					377,500.00	---	---	---	377,500.00	---
FUND EQUITIES:										
UNOBLIGATED BALANCE					-43,476.00	---	---	---	-43,476.00	---
ACCOUNTS PAYABLE					-443,673.75	---	---	---	-443,673.75	---
UNDELIVERED ORDERS					-670,103.37	---	---	---	-670,103.37	---
SUBTOTAL 19			1136		-0-	5,347,538.81	-56,885.06	6,070,406.87	-779,753.12	-0-
ACQUISITION AND CONSTRUCTION OF RADIO FACILITIES, INTERNATIONAL COMMUNICATION AGENCY										
FUND RESOURCES:										
UNDISBURSED FUNDS	NO YEAR 67		0204		---	---	23,039,092.14	1,505,820.80	---	21,533,271.34
FUND EQUITIES:										
UNOBLIGATED BALANCE					---	---	---	---	20,612,066.36	-20,612,066.36
ACCOUNTS PAYABLE					---	---	---	---	23,085.53	-23,085.53
UNDELIVERED ORDERS					---	---	---	---	898,119.45	-898,119.45
SUBTOTAL 67			0204		-0-	---	23,039,092.14	1,505,820.80	21,533,271.34	-0-
ACQUISITION AND CONSTRUCTION OF RADIO FACILITIES, UNITED STATES INFORMATION AGENCY										
FUND RESOURCES:										
UNDISBURSED FUNDS	NO YEAR 67		1124		10,916,898.28	13,032,000.00	-23,039,092.14	909,806.14	---	---
FUND EQUITIES:										
UNOBLIGATED BALANCE					-9,871,498.15	---	---	---	-9,871,498.15	---
ACCOUNTS PAYABLE					-32,565.78	---	---	---	-32,565.78	---
UNDELIVERED ORDERS					-1,012,834.35	---	---	---	-1,012,834.35	---
SUBTOTAL 67			1124		-0-	13,032,000.00	-23,039,092.14	909,806.14	-10,916,898.28	-0-
SPECIAL INTERNATIONAL EXHIBITIONS, SPECIAL FOREIGN CURRENCY PROGRAM, INTERNATIONAL COMMUNICATION AGENCY										
FUND RESOURCES:										
UNDISBURSED FUNDS	NO YEAR 67		0069		104,336.72	---	13,886.36	7,504.02	---	110,719.06
TRANSFER TO:										
LABOR	NO YEAR 16 67		0069		17,536.13	---	-17,886.36	570.66	---	3,079.11
FUND EQUITIES:										
UNOBLIGATED BALANCE					-118,223.08	---	---	---	-4,424.91	-113,798.17
ACCOUNTS PAYABLE					-3,649.77	---	---	---	-3,649.77	---
SUBTOTAL 67			0069		-0-	---	---	7,074.63	-8,074.68	-0-

INTERNATIONAL EDUCATIONAL EXCHANGE ACTIVITIES, SPECIAL FOREIGN CURRENCY PROGRAM, INTERNATIONAL COMMUNICATION AGENCY									
FUND RESOURCES:									
UNDISBURSED FUNDS	NO YEAR 67	1135	-	-	66,947.04	-	-	-	66,947.04
FUND EQUITIES:									
ACCOUNTS PAYABLE			-	-	-	-	-	53,557.56	-53,557.56
UNDELIVERED ORDERS			-	-	-	-	-	13,389.48	-13,389.48
	SUBTOTAL 67	1135	-0-	-	66,947.04	-	-	66,947.04	-0-
INTERNATIONAL EDUCATIONAL EXCHANGE ACTIVITIES, SPECIAL FOREIGN CURRENCY PROGRAM, STATE									
FUND RESOURCES:									
UNDISBURSED FUNDS	NO YEAR 19	1135	94,420.38	-	-66,947.04	27,473.34	-	-	-
FUND EQUITIES:									
UNOBLIGATED BALANCE			-66,947.04	-	-	-	-	-66,947.04	-
ACCOUNTS PAYABLE			-10,859.34	-	-	-	-	-10,989.34	-
UNDELIVERED ORDERS			-16,484.00	-	-	-	-	-16,484.00	-
	SUBTOTAL 19	1135	-0-	-	-66,947.04	27,473.34	-	-94,420.38	-0-
PRESERVATION OF ANCIENT NUBIAN MONUMENTS, SPECIAL FOREIGN CURRENCY PROGRAM, INTERNATIONAL COMMUNICATION AGENCY									
FUND RESOURCES:									
UNDISBURSED FUNDS	PRIOR YEARS 67	1141	-	-	133,449.69	-	-	-	133,449.69
FUND EQUITIES:									
ACCOUNTS PAYABLE			-	-	-	-	-	133,449.69	-133,449.69
	SUBTOTAL 67	1141	-0-	-	133,449.69	-	-	133,449.69	-0-
PRESERVATION OF ANCIENT NUBIAN MONUMENTS, SPECIAL FOREIGN CURRENCY PROGRAM, STATE									
FUND RESOURCES:									
UNDISBURSED FUNDS	PRIOR YEARS 19	1141	133,449.69	-	-133,449.69	-	-	-	-
FUND EQUITIES:									
ACCOUNTS PAYABLE			-133,449.69	-	-	-	-	-133,449.69	-
	SUBTOTAL 19	1141	-0-	-	-133,449.69	-	-	-133,449.69	-0-
PUBLIC ENTERPRISE FUNDS									
INFORMATIONAL MEDIA GUARANTEE FUND, INTERNATIONAL COMMUNICATION AGENCY									
FUND RESOURCES:									
UNDISBURSED FUNDS	NO YEAR 67	4367	346,930.71	-	-	-	-	-	346,930.71
AUTHORITY TO BORROW FROM THE TREASURY			5,873,610.67	-	-	-	-	-	5,873,610.67
FUND EQUITIES:									
UNOBLIGATED BALANCE			-6,220,541.38	-	-	-	-	-	-6,220,541.38
	SUBTOTAL 67	4367	-0-	-	-	-	-	-	-0-
SPECIAL FUND ACCOUNTS									
EDUCATIONAL EXCHANGE FUND, PAYMENTS BY FINLAND, WORLD WAR I DEBT, INTERNATIONAL COMMUNICATION AGENCY									
FUND RESOURCES:									
UNDISBURSED FUNDS	NO YEAR 67	5149	-	-	5,990.02	5,990.02	-	-	-
TRANSFER TO:			-	-	-	-	-	-	-
HEALTH, EDUCATION, AND WELFARE, OFFICE OF EDUCATION	NO YEAR 75 67	5149 2	-	-	11,273.05	-	-	-	11,273.05
FUND EQUITIES:									
UNOBLIGATED BALANCE			-	-	-	-	-	11,273.05	-11,273.05
	SUBTOTAL 67	5149	-0-	-	17,263.07	5,990.02	-	11,273.05	-0-
EDUCATIONAL EXCHANGE FUND, PAYMENTS BY FINLAND, WORLD WAR I DEBT, DEPARTMENT OF STATE									
FUND RESOURCES:									
UNDISBURSED FUNDS	NO YEAR 19	5149	291,342.73	-	-1,000.00	290,342.73	-	-	-
TRANSFER TO:			-	-	-	-	-	-	-
HEALTH, EDUCATION, AND WELFARE, OFFICE OF EDUCATION	NO YEAR 75 19	5149 2	16,263.07	-	-16,263.07	-	-	-	-
FUND EQUITIES:									
UNOBLIGATED BALANCE			-126,310.75	-	-	-	-	-126,810.75	-
ACCOUNTS PAYABLE			-100,808.80	-	-	-	-	-100,808.80	-
UNDELIVERED ORDERS			-79,936.25	-	-	-	-	-79,936.25	-
	SUBTOTAL 19	5149	-0-	-	-17,263.07	290,342.73	-	-307,605.80	-0-

FOOTNOTES AT END OF CHAPTER

Appropriations, Outlays, and Balances - Continued

Appropriation or Fund Account		Account symbol			Balances beginning of fiscal year	Appropriations and other obligational authority 1/	Transfers, borrowings, and investments (net) 2/	Outlays (net)	Balances withdrawn and other transactions 3/	Balances end of fiscal year 4/
Title	Period of availability	Dept. Reg.	Account No.	Sub. No.						
INTERNATIONAL COMMUNICATION AGENCY CONTINUED										
TRUST FUND ACCOUNTS										
TRUST FUNDS, INTERNATIONAL COMMUNICATION AGENCY										
FUND RESOURCES:										
UNDISBURSED FUNDS	NO YEAR 67		8167		---	\$104,513.00	\$334,784.98	\$41,467.84	---	\$397,810.14
TRANSFER TO:					---	---	---	---	---	---
FEDERAL COMMUNICATIONS COMMISSION	NO YEAR 27 67		8167		---	---	50,242.64	35,165.32	---	25,077.32
FUND EQUITIES:										
UNOBLIGATED BALANCE					---	---	---	---	\$334,189.52	-334,189.52
ACCOUNTS PAYABLE					---	---	---	---	37,919.72	-37,919.72
UNDELIVERED ORDERS					---	---	---	---	50,778.22	-50,778.22
SUBTOTAL	67		8167		-0-	104,513.00	395,027.62	76,653.16	472,887.46	-0-
CONTRIBUTIONS AND GIFTS, UNITED STATES INFORMATION AGENCY										
FUND RESOURCES:										
UNDISBURSED FUNDS	NO YEAR 57		8564		\$42,245.13	14,403.26	-50,485.76	6,162.63	---	---
FUND EQUITIES:										
UNOBLIGATED BALANCE					-42,245.13	---	---	---	-42,245.13	---
SUBTOTAL	67		8564		-0-	14,403.26	-50,485.76	6,162.63	-42,245.13	-0-
UNITED STATES DOLLARS ADVANCED FROM FOREIGN GOVERNMENTS, UNITED STATES INFORMATIONAL EXCHANGE PROGRAM, UNITED STATES INFORMATION AGENCY										
FUND RESOURCES:										
UNDISBURSED FUNDS	NO YEAR 67		8779		189,598.37	21,872.34	-106,200.31	25,270.40	---	---
FUND EQUITIES:										
UNOBLIGATED BALANCE					-172,817.95	---	---	---	-172,817.95	---
UNDELIVERED ORDERS					-16,780.42	---	---	---	-16,780.42	---
SUBTOTAL	67		8779		-0-	21,872.34	-106,200.31	25,270.40	-189,598.37	-0-
UNITED STATES DOLLARS ADVANCED FROM FOREIGN GOVERNMENTS, UNITED STATES EDUCATIONAL EXCHANGE PROGRAM, STATE										
FUND RESOURCES:										
UNDISBURSED FUNDS	NO YEAR 19		8778		77,844.82	30,210.00	-108,054.82	---	---	---
FUND EQUITIES:										
UNOBLIGATED BALANCE					-61,791.82	---	---	---	-61,791.82	---
ACCOUNTS PAYABLE					-6,421.20	---	---	---	-6,421.20	---
UNDELIVERED ORDERS					-9,631.80	---	---	---	-9,631.80	---
SUBTOTAL	19		8778		-0-	30,210.00	-108,054.82	---	-77,844.82	-0-
CONTRIBUTIONS, EDUCATIONAL AND CULTURAL EXCHANGE, STATE										
FUND RESOURCES:										
UNDISBURSED FUNDS	NO YEAR 19		8580		2,710.09	53,378.45	-56,089.58	223.92	---	3/-223.92
TRANSFER TO:					---	---	---	---	---	---
FEDERAL COMMUNICATIONS COMMISSION	NO YEAR 27 19		8580		36,653.01	---	5,801.85	42,454.86	---	---
ACCOUNTS RECEIVABLE					---	---	---	---	-223.92	---
FUND EQUITIES:										
UNOBLIGATED BALANCE					-2,710.09	---	---	---	-2,710.09	---
ACCOUNTS PAYABLE					-36,653.01	---	---	---	-36,653.01	---
DEDUCTIONS FOR OFFSETTING RECEIPTS 7/	SUBTOTAL 19		8580		-0-	53,378.45	-50,286.73	42,678.78	-39,587.02	-0-
PROPRIETARY RECEIPTS FROM THE PUBLIC										
					---	-1,293,545.45	---	-1,293,545.45	---	---
TOTAL, INTERNATIONAL COMMUNICATION AGENCY . . . . .					---	372,744,831.60	---	352,116,891.77	20,627,939.83	---

INTERNATIONAL TRADE COMMISSION

GENERAL FUND ACCOUNTS

SALARIES AND EXPENSES, INTERNATIONAL TRADE COMMISSION

FUND RESOURCES:

UNDISBURSED FUNDS

1978 34 0100  
1977  
1976  
PRIOR YEARS

-----  
12,213,000.00  
-----  
1,060,519.00  
-----  
190,701.37  
-----  
98,761.14  
-----  
33,122.40  
-----

-----  
10,779,945.19  
-----  
996,615.68  
-----  
3,476.45  
-----  
559.44  
-----

-----  
276,698.67  
-----  
-44,953.38  
-----  
141,058.70  
-----  
57,415.00  
-----  
-41,707.08  
-----

-----  
1,156,356.19  
-----  
108,865.70  
-----  
-----  
-----  
46,953.42  
-----  
74,829.48  
-----

ACCOUNTS RECEIVABLE

FUND EQUITIES:

ACCOUNTS PAYABLE

UNDELIVERED ORDERS

SUBTOTAL 34 0100

-----  
-684,035.34  
-----  
-599,068.57  
-----  
-0-  
-----

-----  
-----  
-----  
-----  
-----  
-----  
11,780,597.76  
-----

-----  
-79,537.33  
-----  
83,438.21  
-----  
432,402.24  
-----

-----  
-604,498.01  
-----  
-782,506.78  
-----  
-0-  
-----

TOTAL, INTERNATIONAL TRADE COMMISSION

-----  
12,213,000.00  
-----  
-----  
-----  
-----  
-----  
11,780,597.76  
-----  
432,402.24  
-----  
-----

INTERSTATE COMMERCE COMMISSION

GENERAL FUND ACCOUNTS

SALARIES AND EXPENSES, INTERSTATE COMMERCE COMMISSION

FUND RESOURCES:

UNDISBURSED FUNDS

1978 30 0100  
1977  
1976  
PRIOR YEARS

-----  
64,767,400.00  
-----  
4,444,021.18  
-----  
463,419.31  
-----  
126,926.74  
-----  
223,074.59  
-----

-----  
61,136,472.35  
-----  
3,745,841.07  
-----  
192,798.04  
-----  
2,420.68  
-----

-----  
307,181.34  
-----  
84,423.32  
-----  
53,353.13  
-----  
20,697.19  
-----  
-346,250.02  
-----

-----  
3,313,746.31  
-----  
613,756.79  
-----  
-----  
-----  
371,597.51  
-----  
569,324.61  
-----

ACCOUNTS RECEIVABLE

FUND EQUITIES:

ACCOUNTS PAYABLE

UNDELIVERED ORDERS

SUBTOTAL 30 0100

-----  
-4,030,736.91  
-----  
-1,226,715.41  
-----  
-0-  
-----

-----  
-----  
-----  
-----  
-----  
-----  
65,077,032.14  
-----

-----  
-2,690,805.63  
-----  
2,261,768.53  
-----  
-309,637.14  
-----

-----  
-1,339,931.28  
-----  
-3,488,483.94  
-----  
-0-  
-----

PAYMENTS FOR DIRECTED RAIL SERVICE, INTERSTATE COMMERCE COMMISSION

FUND RESOURCES:

UNDISBURSED FUNDS

NO YEAR 30 0103

-----  
14,592,212.34  
-----

-----  
2,664.05  
-----

-----  
-----  
-----

-----  
14,589,548.29  
-----

FUND EQUITIES:

UNOBLIGATED BALANCE

SUBTOTAL 30 0103

-----  
-14,592,212.34  
-----  
-0-  
-----

-----  
-----  
-----  
-----  
-----  
-----  
2,664.05  
-----

-----  
-2,664.05  
-----  
-2,664.05  
-----

-----  
-14,589,548.29  
-----  
-0-  
-----

DEDUCTIONS FOR OFFSETTING RECEIPTS

PROPRIETARY RECEIPTS FROM THE PUBLIC

-----  
-179,886.40  
-----

-----  
-179,886.40  
-----

-----  
-----  
-----

-----  
-----  
-----

TOTAL, INTERSTATE COMMERCE COMMISSION

-----  
64,587,513.00  
-----  
-----  
-----  
-----  
-----  
64,899,809.79  
-----  
-317,266.19  
-----  
-----

Appropriations, Outlays, and Balances - Continued

Appropriation or Fund Account		Account symbol			Balances beginning of fiscal year	Appropriations and other obligational authority 1/	Transfers, borrowings, and investments (net) 2/	Outlays (net)	Balances withdrawn and other transactions 3/	Balances end of fiscal year 4/
Title	Period of availability	Dept. Reg.	Account No.	Sub. No.						
JAPAN-UNITED STATES FRIENDSHIP COMMISSION										
TRUST FUND ACCOUNTS										
JAPAN-UNITED STATES FRIENDSHIP TRUST FUND, JAPAN-UNITED STATES FRIENDSHIP COMMISSION TRUST FUND										
FUND RESOURCES:										
UNDISBURSED FUNDS	NO YEAR 95		8025		\$168,328.74	\$940,658.42	\$454,000.00	\$1,165,697.65		\$397,289.51
INVESTMENTS IN PUBLIC DEBT SECURITIES					19,125,000.00		-454,000.00			18,671,000.00
ACCOUNTS RECEIVABLE					3,450.00					223,004.46
FUND EQUITIES:										
UNOBLIGATED BALANCE					-19,248,548.12				-88,815.25	-19,159,732.87
ACCOUNTS PAYABLE					-13,230.98				114,600.12	-127,831.10
UNDELIVERED ORDERS					-34,999.64				-31,269.64	-3,730.00
	SUBTOTAL 95		8025		-0-	940,658.42		1,165,697.65	-225,039.23	-0-
TOTAL, JAPAN-UNITED STATES FRIENDSHIP COMMISSION . . . . .						940,658.42		1,165,697.65	-225,039.23	
LEGAL SERVICES CORPORATION										
GENERAL FUND ACCOUNTS										
PAYMENT TO THE LEGAL SERVICES CORPORATION, LEGAL SERVICES CORPORATION, TREASURY										
FUND RESOURCES:										
UNDISBURSED FUNDS	1978 20		0501			205,000,000.00		157,429,469.10		47,570,530.90
FUND EQUITIES:										
ACCOUNTS PAYABLE									47,570,530.90	-47,570,530.90
	SUBTOTAL 20		0501		-0-	205,000,000.00		157,429,469.10	47,570,530.90	-0-
TOTAL, LEGAL SERVICES CORPORATION . . . . .						205,000,000.00		157,429,469.10	47,570,530.90	
MARINE MAMMAL COMMISSION										
GENERAL FUND ACCOUNTS										
SALARIES AND EXPENSES, MARINE MAMMAL COMMISSION										
FUND RESOURCES:										
UNDISBURSED FUNDS	1978 95		2200			900,000.00		589,138.06	1,042.82	309,819.12
	1977				419,402.09			352,203.79	5,351.95	61,846.35
	1976				94,109.15		-20,295.55	69,831.15	3,982.45	
	PRIOR YEARS				36,494.61		20,295.55	16,970.51	-1,314.48	41,134.13
					2,287.73				-2,215.45	4,503.18
ACCOUNTS RECEIVABLE										
FUND EQUITIES:										
UNOBLIGATED BALANCE					-30,802.21				16,170.29	-46,972.50
ACCOUNTS PAYABLE					-521,491.37				-151,161.09	-370,330.28
UNDELIVERED ORDERS					-0-				-128,143.51	-0-
	SUBTOTAL 95		2200		-0-	900,000.00		1,028,143.51	-128,143.51	-0-
TOTAL, MARINE MAMMAL COMMISSION . . . . .						900,000.00		1,028,143.51	-128,143.51	

GENERAL FUND ACCOUNTS

SALARIES AND EXPENSES, NATIONAL CAPITAL PLANNING COMMISSION  
FUND RESOURCES:

UNDISBURSED FUNDS	1978 95	2500	-----	2,057,000.00	-----	1,731,398.54	10,705.96	314,895.50
	1977		201,181.63	-----	-----	152,492.09	2,391.02	46,298.52
	1976		19,132.11	-----	-4,757.26	4,355.71	10,019.14	-----
	PRIOR YEARS		51,429.30	-----	4,757.26	14,205.00	19,981.00	22,000.56
			3,485.17	-----	-----	-----	3,485.17	-----
ACCOUNTS RECEIVABLE				-----	-----	-----	-----	-----
FUND EQUITIES:				-----	-----	-----	-----	-----
ACCOUNTS PAYABLE			-147,623.47	-----	-----	-----	-1,841.72	-145,781.75
UNDELIVERED ORDERS			-127,604.74	-----	-----	-----	109,808.09	-237,412.83
			-0-	-----	-----	-----	154,548.66	-0-
	SUBTOTAL 95	2500		2,057,000.00	-----	1,902,451.34	-----	-----
DEDUCTIONS FOR OFFSETTING RECEIPTS <sup>2/</sup>				-----	-----	-----	-----	-----
PROPRIETARY RECEIPTS FROM THE PUBLIC				-----	-311.35	-----	-311.35	-----
TOTAL, NATIONAL CAPITAL PLANNING COMMISSION . . . . .			-----	2,056,688.65	-----	1,902,139.99	154,548.66	-----

NATIONAL CENTER FOR PRODUCTIVITY AND QUALITY OF WORKING LIFE

GENERAL FUND ACCOUNTS

SALARIES AND EXPENSES, NATIONAL CENTER FOR PRODUCTIVITY AND QUALITY OF WORKING LIFE  
FUND RESOURCES:

UNDISBURSED FUNDS	NO YEAR 95	0700	-----	2,900,000.00	-----	2,029,811.65	268,732.55	601,455.80
	1977		1,070,937.63	-----	-----	978,169.71	5,608.20	87,159.72
	1976		11,027.11	-----	-19,576.54	-11,804.15	3,304.72	-----
	PRIOR YEARS		9,559.89	-----	19,576.54	-----	9,559.89	19,526.54
			287,177.81	-----	-----	-----	-49,568.52	336,746.33
ACCOUNTS RECEIVABLE				-----	-----	-----	-----	-----
FUND EQUITIES:				-----	-----	-----	-----	-----
ACCOUNTS PAYABLE			-96,398.37	-----	-----	-----	80,492.22	-176,890.59
UNDELIVERED ORDERS			-1,282,304.07	-----	-----	-----	-414,306.27	-867,997.80
			-0-	-----	-----	-----	-96,177.21	-0-
	SUBTOTAL 95	0700		2,900,000.00	-----	2,996,177.21	-----	-----
SALARIES AND EXPENSES, NATIONAL CENTER FOR PRODUCTIVITY AND QUALITY OF WORKING LIFE FUND RESOURCES:				-----	-----	-----	-----	-----
UNDISBURSED FUNDS	PRIOR YEARS 11	1459	80,773.61	-----	-----	-----	80,773.61	-----
FUND EQUITIES:				-----	-----	-----	-----	-----
UNDELIVERED ORDERS			-80,773.61	-----	-----	-----	-80,773.61	-----
			-0-	-----	-----	-----	-----	-0-
	SUBTOTAL 11	1459		-----	-----	-----	-----	-----
TOTAL, NATIONAL CENTER FOR PRODUCTIVITY AND QUALITY OF WORKING LIFE . . . . .			-----	2,900,000.00	-----	2,996,177.21	-96,177.21	-----



Appropriations, Outlays, and Balances - Continued

Appropriation or Fund Account Title	Period of availability	Account symbol		Balances beginning of fiscal year	Appropriations and other obligations authority	Transfers, borrowings, and investments (net)	Outlays (net)	Balances withdrawn and other transactions	Balances end of fiscal year
		Dept. Tr. No.	Sub. No.						
NATIONAL COMMISSION ON LIBRARIES AND INFORMATION SCIENCE									
GENERAL FUND ACCOUNTS									
SALARIES AND EXPENSES, NATIONAL COMMISSION ON LIBRARIES AND INFORMATION SCIENCE	NO YEAR 95	2700		\$3,400,370.90	\$598,000.00		\$805,885.09		\$2,595,505.81
FUND RESOURCES:	1978						475,789.15	\$12,830.29	105,380.56
UNDISBURSED FUNDS	1977			30,943.33			-44,582.88		75,526.21
	1976			39,016.07			9,625.47		
	PRIOR YEARS			39,564.92		-30,360.60	12,160.00	4,430.86	57,765.52
				4,430.86					
ACCOUNTS RECEIVABLE									
FUND EQUITIES:				-2,648,095.84				-469,693.71	-2,178,406.13
UNOBLIGATED BALANCE				-84,230.41				-228,743.86	-103,500.00
ACCOUNTS PAYABLE				-782,015.83				-661,906.83	-553,271.97
UNDELIVERED ORDERS				-0-					-0-
SUBTOTAL 95		2700			598,000.00		1,259,906.83		
TRUST FUND ACCOUNTS									
CONTRIBUTIONS, NATIONAL COMMISSION ON LIBRARIES AND INFORMATION SCIENCE	NO YEAR 95	8078		694.08					694.08
FUND RESOURCES:									
UNDISBURSED FUNDS									
FUND EQUITIES:				-694.08					-694.08
UNOBLIGATED BALANCE				-0-					-0-
SUBTOTAL 95		8078							
TOTAL, NATIONAL COMMISSION ON LIBRARIES AND INFORMATION SCIENCE					598,000.00		1,259,906.83	-661,906.83	
NATIONAL CREDIT UNION ADMINISTRATION									
PUBLIC ENTERPRISE FUNDS									
OPERATING FUND, NATIONAL CREDIT UNION ADMINISTRATION	NO YEAR 25	4056		516,607.00			237,602.71		278,804.29
FUND RESOURCES:				5,000,023.52				-1,175,281.70	6,175,305.22
UNDISBURSED FUNDS									
ACCOUNTS RECEIVABLE									
FUND EQUITIES:				-3,388,557.60				709,673.52	-4,098,181.12
UNOBLIGATED BALANCE				-2,127,872.92				228,055.47	-2,355,928.39
ACCOUNTS PAYABLE				-0-				-237,602.71	-0-
SUBTOTAL 25		4056					237,602.71		
NATIONAL CREDIT UNION SHARE INSURANCE FUND									
FUND RESOURCES:									
UNDISBURSED FUNDS	NO YEAR 25	4468		453,488.40		-12,980,000.00	-13,700,522.80		1,174,011.20
AUTHORITY TO BORROW FROM THE TREASURY				100,000,000.00					100,000,000.00
INVESTMENTS IN PUBLIC DEBT SECURITIES				89,284,000.00		17,980,000.00			102,264,000.00
ACCOUNTS RECEIVABLE				6,021,529.30				-4,612,643.83	10,436,173.13
FUND EQUITIES:									
UNOBLIGATED BALANCE				-184,731,545.10				16,575,826.64	-201,307,375.74
ACCOUNTS PAYABLE				-11,027,468.60				1,537,339.99	-12,564,808.59
				-0-				13,700,522.80	-0-
SUBTOTAL 25		4468					-13,700,522.80	13,462,920.09	
TOTAL, NATIONAL CREDIT UNION ADMINISTRATION							-13,462,920.09		

NATIONAL ENDOWMENT FOR THE ARTS  
GENERAL FUND ACCOUNTS

SALARIES AND EXPENSES, NATIONAL ENDOWMENT FOR THE ARTS		0100	203,675,969.62	25,500,000.00	-120,450,053.57	55,611,344.01	19,601,952.19
FUND RESOURCES:							
UNDISBURSED FUNDS							
1978-79							
1977							
1976							
PRIOR YEARS							
ACCOUNTS RECEIVABLE							
FUND EQUITIES:							
UNOBLIGATED BALANCE							
ACCOUNTS PAYABLE							
UNDELIVERED ORDERS							
SUBTOTAL 59		0100	-267,463,851.25	123,450,000.00	-120,450,053.52	121,360,010.50	-34,690,134.44
INTRAGOVERNMENTAL FUNDS							
CONSOLIDATED WORKING FUND, NATIONAL ENDOWMENT FOR THE ARTS							
FUND RESOURCES:							
UNDISBURSED FUNDS							
1977-79		3900	93,703.07		-70,367.07	63,234.00	1,733.60
1976			25,173.60		-23,000.00	4,635.30	
1975			7,900.00			6,300.00	
PRIOR YEARS							
ACCOUNTS RECEIVABLE							
FUND EQUITIES:							
UNOBLIGATED BALANCE							
ACCOUNTS PAYABLE							
UNDELIVERED ORDERS							
SUBTOTAL 59		3900	-1,677,477.28		-60,687.07	74,069.30	-1,733.60
TRUST FUND ACCOUNTS							
GIANTS AND MATTHEWS, NATIONAL ENDOWMENT FOR THE ARTS							
FUND RESOURCES:							
UNDISBURSED FUNDS							
IND YEAR 59		8040		236,445.56		31,541.61	204,908.15
PRIOR YEARS							
ACCOUNTS RECEIVABLE							
FUND EQUITIES:							
UNOBLIGATED BALANCE							
ACCOUNTS PAYABLE							
UNDELIVERED ORDERS							
DEDUCTIONS FOR OFFSETTING RECEIPTS / PROPRIETARY RECEIPTS FROM THE PUBLIC							
SUBTOTAL 59		8040	-0-	236,445.56		31,541.61	-14,801.34
TOTAL, NATIONAL ENDOWMENT FOR THE ARTS				324,072,370.08	-120,510,460.61	121,951,554.71	16,030,369.92

NATIONAL ENDOWMENT FOR THE HUMANITIES  
GENERAL FUND ACCOUNTS

SALARIES AND EXPENSES, NATIONAL ENDOWMENT FOR THE HUMANITIES		0200	73,920,730.57	25,000,000.00	10,450,853.50	55,547,222.70	3,783,520.94
FUND RESOURCES:							
UNDISBURSED FUNDS							
1978-79							
1977							
1976							
PRIOR YEARS							
ACCOUNTS RECEIVABLE							
FUND EQUITIES:							
UNOBLIGATED BALANCE							
ACCOUNTS PAYABLE							
UNDELIVERED ORDERS							
SUBTOTAL 59		0200	-127,999,484.54	121,275,000.00	10,450,853.50	127,975,484.54	-123,141,350.39
TOTAL, NATIONAL ENDOWMENT FOR THE HUMANITIES				324,072,370.08	-120,510,460.61	121,951,554.71	16,030,369.92

Appropriations, Outlays, and Balances - Continued

Appropriation or Fund Account		Account symbol			Balances beginning of fiscal year	Appropriations and other obligational authority 1/	Transfers, borrowings, and investments (net) 2/	Outlays (net)	Balances withdrawn and other transactions 3/	Balances end of fiscal year 4/
Title	Period of availability	Dept. Reg.	Account No. Tr From	Sub. No.						
NATIONAL FOUNDATION ON THE ARTS AND THE HUMANITIES-CONTINUED										
NATIONAL ENDOWMENT FOR THE HUMANITIES-CONTINUED										
INTRAGOVERNMENTAL FUNDS										
CONSOLIDATED WORKING FUND, NATIONAL ENDOWMENT FOR THE HUMANITIES										
FUND RESOURCES:										
UNDISBURSED FUNDS	1977 59		3910		---	\$30,367.07	\$30,367.07	---	---	---
	1976-77				---	73,000.00	---	---	---	\$73,000.00
	PRIOR YEARS				---	7,370.00	---	---	---	7,320.00
FUND EQUITIES:										
UNDELIVERED ORDERS					---	---	---	---	\$30,320.00	-30,320.00
TRUST FUND ACCOUNTS	SUBTOTAL 59		3910		-0-	60,687.07	30,367.07	30,320.00	30,320.00	-0-
GIFTS AND DONATIONS, NATIONAL ENDOWMENT FOR THE HUMANITIES										
FUND RESOURCES:										
UNDISBURSED FUNDS	NO YEAR 59		8050		---	\$8,088,361.97	---	3,034,326.62	---	5,054,035.35
ACCOUNTS RECEIVABLE					---	---	---	---	-8,253,754.59	8,253,754.59
FUND EQUITIES:										
UNOBLIGATED BALANCE					---	---	---	---	1,973,034.35	-1,973,034.35
UNDELIVERED ORDERS					---	---	---	---	11,334,705.59	-11,334,705.59
	SUBTOTAL 59		8050		-0-	8,088,361.97	---	3,034,326.62	5,054,035.35	-0-
TOTAL, NATIONAL ENDOWMENT FOR THE HUMANITIES . . . . .					---	129,263,361.97	129,570,640.69	125,810,178.23	133,073,824.43	---
TOTAL, NATIONAL FOUNDATION ON THE ARTS AND HUMANITIES. . . . .					---	253,435,732.05	---	247,261,719.96	6,174,012.09	---
NATIONAL LABOR RELATIONS BOARD										
GENERAL FUND ACCOUNTS										
SALARIES AND EXPENSES, NATIONAL LABOR RELATIONS BOARD										
FUND RESOURCES:										
UNDISBURSED FUNDS	1978 63		0100		---	92,508,000.00	---	82,495,967.71	1,740,965.38	8,271,066.91
	1977				---	\$7,712,243.70	---	7,242,777.77	-413,896.33	803,362.26
	1976				---	1,814,487.86	---	878,196.52	165,929.49	---
	PRIOR YEARS				---	1,095,041.14	-770,361.85	770,361.85	6,819.40	1,860,631.99
ACCOUNTS RECEIVABLE					---	553,636.40	---	-2,048.40	-78,210.27	631,846.67
FUND EQUITIES:										
ACCOUNTS PAYABLE					---	---	---	---	588,017.30	-9,676,643.24
UNDELIVERED ORDERS					---	-9,088,625.94	---	---	-116,518.57	-1,970,264.59
	SUBTOTAL 63		0100		-2,086,783.16	92,508,000.00	---	90,614,893.60	1,893,106.40	-0-
DEDUCTIONS FOR OFFSETTING RECEIPTS 2/					---	---	---	---	---	---
PROPRIETARY RECEIPTS FROM THE PUBLIC					---	-200,751.09	---	-200,791.09	---	---
TOTAL, NATIONAL LABOR RELATIONS BOARD. . . . .					---	92,307,208.91	---	90,414,102.51	1,893,106.40	---



Appropriations, Outlays, and Balances - Continued

Appropriation or Fund Account		Account symbol			Balances beginning of fiscal year	Appropriations and other obligatory authority 2/	Transfers, borrowings, and investments (net) 2/	Outlays (net)	Balances withdrawn and other transactions 3/	Balances end of fiscal year 4/
Title	Period of availability	Dept. Reg.	Account No.	Sub. No.						
NATIONAL SCIENCE FOUNDATION-CONTINUED										
INTRAGOVERNMENTAL FUNDS										
CONSOLIDATED WORKING FUND, NATIONAL SCIENCE FOUNDATION										
FUND RESOURCES:										
UNDISBURSED FUNDS	NO YEAR 49		3900		\$2,169,494.59	-----	-----	\$357,851.44	\$7,271.25	\$1,804,371.90
	1977				-----	-----	-----	-23,523.33	-----	23,523.33
	1976				-----	-----	-----	-19,740.66	-----	-----
	PRIOR YEARS				-----	-----	-----	-175,905.48	55,628.29	140,017.85
					-----	-----	-----	19,740.66	-18,281.97	18,281.97
FUND EQUITIES:										
ACCOUNTS RECEIVABLE					-----	-----	-----	-----	-----	-----
UNOBLIGATED BALANCE					-596,111.83	-----	-----	-----	-120,777.65	-475,334.18
ACCOUNTS PAYABLE					-300,662.46	-----	-----	-----	118,282.03	-418,944.49
UNDELIVERED ORDERS					-1,272,720.30	-----	-----	-----	-180,803.92	-1,091,916.38
					-0-	-----	-----	-----	-138,681.97	-0-
					-----	-----	-----	138,681.97	-----	-----
TRUST FUND ACCOUNTS										
SUBTOTAL 49 3900										
NATIONAL SCIENCE FOUNDATION, DONATIONS										
FUND RESOURCES:										
UNDISBURSED FUNDS	NO YEAR 49		8960		2,750,475.69	\$4,248,147.65	-----	6,498,915.26	-----	599,708.08
ACCOUNTS RECEIVABLE					2,729,457.34	-----	-----	-----	-3,146,166.68	5,875,624.02
FUND EQUITIES:										
UNOBLIGATED BALANCE					-3,785,351.71	-----	-----	-----	551,505.29	-4,336,857.00
ACCOUNTS PAYABLE					-371,313.64	-----	-----	-----	-321,702.00	-49,611.64
UNDELIVERED ORDERS					-1,323,267.68	-----	-----	-----	765,595.78	-2,088,863.46
					-0-	4,348,147.65	-----	6,498,915.26	-2,150,767.61	-0-
DEDUCTIONS FOR OFFSETTING RECEIPTS 2/										
SUBTOTAL 49 8960										
PROPRIETARY RECEIPTS FROM THE PUBLIC										
					-----	-398,328.62	-----	-398,328.62	-----	-----
TOTAL, NATIONAL SCIENCE FOUNDATION . . . . .					-----	867,299,819.03	-----	802,783,184.77	64,516,634.26	-----
NATIONAL TRANSPORTATION SAFETY BOARD										
GENERAL FUND ACCOUNTS										
SALARIES AND EXPENSES, NATIONAL TRANSPORTATION SAFETY BOARD										
FUND RESOURCES:										
UNDISBURSED FUNDS	1978 95		0310		-----	15,250,000.00	-----	14,415,307.71	379.03	834,313.26
	1977				1,039,594.69	-----	-----	1,102,999.55	-320,810.14	257,405.28
	1976				105,863.89	-----	-----	23,409.98	82,453.91	-----
	PRIOR YEARS				103,616.33	-----	-----	-----	22,819.15	80,397.18
					71,333.85	-----	-----	-----	-9,520.28	80,854.13
FUND EQUITIES:										
ACCOUNTS RECEIVABLE					-----	-----	-----	-----	-----	-----
UNOBLIGATED BALANCE					-668,695.80	-----	-----	-----	-8,363.92	-660,331.88
ACCOUNTS PAYABLE					-651,712.96	-----	-----	-----	-59,074.99	-592,637.97
UNDELIVERED ORDERS					-0-	15,250,000.00	-----	15,542,117.24	-292,117.24	-0-
TRUST FUND ACCOUNTS										
SUBTOTAL 95 0310										
DONATIONS, NATIONAL TRANSPORTATION SAFETY BOARD										
FUND RESOURCES:										
UNDISBURSED FUNDS	NO YEAR 95		8969		39,291.00	-----	-----	-----	-----	39,291.00
FUND EQUITIES:										
UNOBLIGATED BALANCE					-39,291.00	-----	-----	-----	-39,291.00	-----
ACCOUNTS PAYABLE					-----	-----	-----	-----	11,400.00	-11,400.00
UNDELIVERED ORDERS					-----	-----	-----	-----	27,891.00	-27,891.00
DEDUCTIONS FOR OFFSETTING RECEIPTS 2/										
SUBTOTAL 95 8969										
PROPRIETARY RECEIPTS FROM THE PUBLIC										
					-----	-28,376.25	-----	-28,376.25	-----	-----
TOTAL, NATIONAL TRANSPORTATION SAFETY BOARD . . . . .					-----	15,221,623.75	-----	15,513,740.99	-292,117.24	-----



Appropriations, Outlays, and Balances - Continued

Appropriation or Fund Account Title	Period of availability	Account symbol		Balances beginning of fiscal year	Appropriations and other obligations/ authority	Transfers, borrowings, and investments (net)	Outlays (net)	Balances withdrawn and other transactions	Balances end of fiscal year
		Dept. No.	Sub. No.						
PENNSYLVANIA AVENUE DEVELOPMENT CORPORATION-CONTINUED									
GENERAL FUND ACCOUNTS-CONTINUED									
PUBLIC DEVELOPMENT, PENNSYLVANIA AVENUE DEVELOPMENT CORPORATION FUND RESOURCES:	1978-90 42	0102		\$4,045,760.00	\$12,354,000.00		\$1,733,890.81		\$12,354,000.00
UNDISBURSED FUNDS	1977-SEPTEMBER 30, 1990			8,250.00				\$8,250.00	2,251,869.19
ACCOUNTS RECEIVABLE									
FUND EQUITIES:									
UNOBLIGATED BALANCE				-4,028,750.00				5,711,211.05	-0,739,661.05
ACCOUNTS PAYABLE				-18,747.50				-3,273.50	-10,974.00
UNDELIVERED ORDERS				-6,512.50				4,848,921.64	-4,855,434.14
				-0-	12,354,000.00		1,733,890.81	10,560,109.19	-0-
SUBTOTAL 42 0102									
PUBLIC ENTERPRISE FUNDS									
LAND ACQUISITION AND DEVELOPMENT FUND, PENNSYLVANIA AVENUE DEVELOPMENT CORPORATION									
FUND RESOURCES:	NO YEAR 42	4084		25,000,000.00	7,500,000.00	\$17,212,037.00	17,200,980.39		11,101.61
UNDISBURSED FUNDS						-1,712,037.00			15,287,918.00
AUTHORITY TO BORROW FROM THE TREASURY									
FUND EQUITIES:									
UNOBLIGATED BALANCE				-24,985,350.00				-10,548,105.06	-14,437,244.94
ACCOUNTS PAYABLE				-9,850.00				618,709.67	-676,559.67
UNDELIVERED ORDERS				-4,800.00				230,415.00	-235,215.00
				-0-	7,500,000.00		17,200,980.39	-9,700,980.39	-0-
SUBTOTAL 42 4084									
TOTAL, PENNSYLVANIA AVENUE DEVELOPMENT CORPORATION									
					21,177,000.00		20,187,917.92	989,082.08	
POSTAL SERVICE									
GENERAL FUND ACCOUNTS									
CONTRIBUTION TO THE POSTAL FUND	PRIOR YEARS 18	1000					-9,047,861.31	9,047,861.31	
FUND RESOURCES:									
UNDISBURSED FUNDS									
PAYMENT TO THE POSTAL SERVICE FUND	1978 18	1001			1,787,288,000.00		1,787,288,000.00		
FUND RESOURCES:									
UNDISBURSED FUNDS									
					1,787,283,000.00		1,778,240,138.69	9,047,861.31	
TOTAL, POSTAL SERVICE									
RAILROAD RETIREMENT BOARD									
GENERAL FUND ACCOUNTS									
PAYMENTS TO RAILROAD RETIREMENT TRUST FUNDS, RAILROAD RETIREMENT BOARD	1978 60	0109			250,000,000.00		250,000,000.00		
FUND RESOURCES:									
UNDISBURSED FUNDS									
REGIONAL RAIL TRANSPORTATION PROTECTIVE ACCOUNT, RAILROAD RETIREMENT BOARD	NO YEAR 60	0110		5,049,177.73	53,500,000.00		80,077,288.79		18,471,888.94
FUND RESOURCES:									
UNDISBURSED FUNDS									
FUND EQUITIES:									
UNOBLIGATED BALANCE				-5,038,295.00				13,433,593.94	-18,471,888.94
ACCOUNTS PAYABLE				-10,882.73				-10,882.73	
				-0-	93,500,000.00		80,077,288.79	13,422,711.21	-0-
SUBTOTAL 60 0110									





Appropriations, Outlays, and Balances - Continued

Appropriation or Fund Account Title	Period of availability	Account symbol		Balances beginning of fiscal year	Appropriations and other obligations authority 1/	Transfers, borrowings, and investments (net) 2/	Outlays (net)	Balances withdrawn and other transactions 3/	Balances end of fiscal year 4/
		Dept. Reg.	Account No.						
SECURITIES AND EXCHANGE COMMISSION									
GENERAL FUND ACCOUNTS									
SALARIES AND EXPENSES, SECURITIES AND EXCHANGE COMMISSION	1978	50	0100	\$5,963,143.51	\$62,475,000.00		\$5,149,590.58	\$217,813.04	\$6,107,556.38
FUND RESOURCES:	1977			336,240.07			5,140,418.23	721,000.00	601,725.28
UNDISBURSED FUNDS	1975			299,072.54			33,070.24	295,169.78	
ACCOUNTS RECEIVABLE								-47,836.59	341,909.13
FUND EQUITIES:								390,369.43	-5,533,037.52
ACCOUNTS PAYABLE				-1,455,787.98				62,405.29	-1,518,193.27
UNDELIVERED ORDERS				-0-	62,475,000.00		61,333,079.05	1,146,920.95	-0-
PUBLIC ENTERPRISE FUNDS									
SECURITIES INVESTOR PROTECTION CORPORATION									
FUND, SECURITIES AND EXCHANGE COMMISSION									
FUND RESOURCES:									
UNDISBURSED FUNDS									
AUTHORITY TO BORROW FROM THE TREASURY	NO YEAR	50	4068	1,000,000,000.00					1,000,000,000.00
FUND EQUITIES:									
UNDELIVERED BALANCE				-1,000,000,000.00					-1,000,000,000.00
DEDUCTIONS FOR OFFSETTING RECEIPTS 2/									
PROPRIETARY RECEIPTS FROM THE PUBLIC					-25,350.40		-25,350.40		
TOTAL, SECURITIES AND EXCHANGE COMMISSION					62,449,649.60		61,302,728.65	1,146,920.95	
SELECTIVE SERVICE SYSTEM									
GENERAL FUND ACCOUNTS									
SALARIES AND EXPENSES, SELECTIVE SERVICE SYSTEM	1978	90	0400		6,633,000.00		4,193,604.56	46,880.53	2,392,514.91
FUND RESOURCES:	1977			2,112,273.03			1,835,222.59	29,468.39	247,681.95
UNDISBURSED FUNDS	1976			132,547.03			97,899.05	24,241.39	
PRIOR YEARS				203,755.76			-4,477.24	208,233.00	10,406.59
FUND EQUITIES:									
ACCOUNTS PAYABLE				-2,141,574.60				263,424.91	-2,404,999.51
UNDELIVERED ORDERS				-307,101.22				-61,497.28	-245,603.94
DEDUCTIONS FOR OFFSETTING RECEIPTS 2/				-0-					-0-
PROPRIETARY RECEIPTS FROM THE PUBLIC									
TOTAL, SELECTIVE SERVICE SYSTEM					6,633,000.00		6,122,249.06	510,750.94	
SMALL BUSINESS ADMINISTRATION									
GENERAL FUND ACCOUNTS									
SALARIES AND EXPENSES, SMALL BUSINESS ADMINISTRATION	1978	73	0100		179,000,000.00		152,263,309.00	4,101,758.55	22,634,932.45
FUND RESOURCES:	1977			20,684,788.38			19,933,543.04		751,243.34
UNDISBURSED FUNDS	1976			1,190,633.42			796,987.80	148,909.67	
PRIOR YEARS				723,950.84			291,191.45	314,367.78	363,127.56
FUND EQUITIES:									
ACCOUNTS RECEIVABLE				1,137,082.51				-1,078,951.70	2,216,034.21
ACCOUNTS PAYABLE				-11,018,549.88				-1,254,756.18	-9,743,793.70
UNDELIVERED ORDERS				-12,572,905.27					
TOTAL, SMALL BUSINESS ADMINISTRATION					6,632,613.45		6,121,862.55	510,750.94	

PUBLIC ENTERPRISE FUNDS		NO YEAR 73	4154	420,345,001.36	605,000,000.00	31/-76,788,637.30	457,887,142.42	32/31,451,000.00	540,655,161.64
BUSINESS LOAN AND INVESTMENT FUND,									
SMALL BUSINESS ADMINISTRATION									
FUND RESOURCES:									
UNDISBURSED FUNDS									
AUTHORITY TO BORROW FROM THE PUBLIC									
ACCOUNTS RECEIVABLE				1/3,506,522.99					212,168,899.33
FUND EQUITIES:									
UNOBLIGATED BALANCE				-146,777,588.73					-127,263,700.59
ACCOUNTS PAYABLE				-215,546,859.74					-246,565,554.42
UNDELIVERED ORDERS				-231,527,075.88					-379,005,805.96
SUBTOTAL 73		4154		-0-	605,000,000.00	4,662,307.70	457,887,142.42	151,775,160.73	-0-
DISASTER LOAN FUND, SMALL BUSINESS									
ADMINISTRATION									
FUND RESOURCES:									
UNDISBURSED FUNDS									
ACCOUNTS RECEIVABLE				370,792,027.10		-5,500,144.77	2,104,507,066.47		902,605,449.44
FUND EQUITIES:									
UNOBLIGATED BALANCE				39,740,739.68					75,897,396.34
ACCOUNTS PAYABLE				-228,579,018.43					-637,230,684.74
UNDELIVERED ORDERS				-119,461,545.67					-196,689,636.50
SUBTOTAL 73		4153		-62,472,262.68	2,640,826,633.58	-5,500,144.77	2,104,507,066.47	530,817,427.34	-143,576,524.54
LEASE GUARANTEE REVOLVING FUND,									
SMALL BUSINESS ADMINISTRATION									
FUND RESOURCES:									
UNDISBURSED FUNDS									
ACCOUNTS RECEIVABLE				2,244,477.45			3,679,068.49		7,315,353.96
FUND EQUITIES:									
UNOBLIGATED BALANCE				58,678.82					49,223.21
ACCOUNTS PAYABLE				-1,050,679.46					-1,663,515.40
SUBTOTAL 73		4157		-1,253,426.81	4,000,000.00		3,679,068.49	13,455.61	-612,066.77
SURETY BOND GUARANTEES REVOLVING FUND,									
SMALL BUSINESS ADMINISTRATION									
FUND RESOURCES:									
UNDISBURSED FUNDS									
ACCOUNTS RECEIVABLE				17,676,534.38			27,372,976.93		37,303,557.55
FUND EQUITIES:									
UNOBLIGATED BALANCE				1,170,110.44					1,237,201.93
ACCOUNTS PAYABLE				-577,994.27					-32,729,641.56
SUBTOTAL 73		4156		-18,268,650.55	47,000,000.00		27,372,976.93	32,151,667.29	-5,919,097.92
POLLUTION CONTROL EQUIPMENT CONTRACT									
GUARANTEES REVOLVING FUND, SMALL									
BUSINESS ADMINISTRATION									
FUND RESOURCES:									
UNDISBURSED FUNDS									
ACCOUNTS RECEIVABLE				15,199,075.62			-686,126.54		15,815,204.16
FUND EQUITIES:									
UNOBLIGATED BALANCE				-15,199,075.62			-656,128.54		-15,865,204.16
SUBTOTAL 73		4147		-0-					-0-
DEDUCTIONS FOR OFFSETTING RECEIPTS									
PROPRIETARY RECEIPTS FROM THE PUBLIC									
TOTAL, SMALL BUSINESS									
ADMINISTRATION					3,475,607,599.94	-37,842.07	2,766,028,125.32	708,941,633.53	

SMITHSONIAN INSTITUTION		1978 33	0100	85,754,836.26	93,393,000.00				
GENERAL FUND ACCOUNTS									
SALARIES AND EXPENSES, SMITHSONIAN									
INSTITUTION									
FUND RESOURCES:									
UNDISBURSED FUNDS									
ACCOUNTS RECEIVABLE				3,542,651.47			85,754,836.26		7,555,887.84
FUND EQUITIES:									
UNOBLIGATED BALANCE				203,136.25			7,146,742.69		1,340,877.92
ACCOUNTS PAYABLE				791,307.41			653,077.11		1,340,877.92
SUBTOTAL 33		0100		-1,257,910.85			1,351,611.83		2,007,433.01
UNDELIVERED ORDERS				-3,879,175.17					-1,169,267.15
SUBTOTAL 33		0100		-0-	53,233,000.00		53,791,340.89	570,366.24	-4,100,007.51

Appropriations, Outlays, and Balances - Continued

Appropriation or Fund Account Title	Period of availability	Account symbol			Balances beginning of fiscal year	Appropriations and other obligatory authority 1/	Transfers, borrowings, and investments (net) 2/	Outlays (net)	Balances withdrawn and other transactions 3/	Balances end of fiscal year 4/
		Dept. Tr. Reg. From	Account No.	Sub. No.						
<b>SMITHSONIAN INSTITUTION-CONTINUED</b>										
<b>GENERAL FUND ACCOUNTS-CONTINUED</b>										
MUSEUM PROGRAMS AND RELATED RESEARCH, SPECIAL FOREIGN CURRENCY PROGRAM, SMITHSONIAN INSTITUTION	NO YEAR 33	0102			\$2,347,317.26	-\$1,000.00	\$3,617,279.97		\$2,709,037.29	
FUND RESOURCES:										
UNDISBURSED FUNDS	NO YEAR 49 33	0102			393,848.15	21,000.00	24,490.55		390,357.60	
TRANSFER TO:										
NATIONAL SCIENCE FOUNDATION										
FUND EQUITIES:										
UNOBLIGATED BALANCE					-281,505.67			-\$221,433.85	-60,071.82	
ACCOUNTS PAYABLE					2,321,832.83			-1,969,528.13	4,291,160.26	
UNDELIVERED ORDERS					-4,781,291.87			2,549,191.46	-7,330,483.33	
SUBTOTAL					-0-		3,641,770.52	358,229.48	-0-	
SCIENCE INFORMATION EXCHANGE, SMITHSONIAN INSTITUTION	1978 33	0103					1,857,000.00			
FUND RESOURCES:										
UNDISBURSED FUNDS	1977				72,000.00		72,000.00			
FUND EQUITIES:										
ACCOUNTS PAYABLE					6,961.95			-207,022.44	213,984.39	
UNDELIVERED ORDERS					-78,961.95			135,022.44	-213,984.39	
SUBTOTAL					-0-		1,929,000.00	-72,000.00	-0-	
CONSTRUCTION AND IMPROVEMENTS, NATIONAL ZOOLOGICAL PARK, SMITHSONIAN INSTITUTION	NO YEAR 33	0129			6,614,735.74		6,459,367.26		2,655,368.48	
FUND RESOURCES:										
UNDISBURSED FUNDS										
FUND EQUITIES:										
UNOBLIGATED BALANCE					-1,230,856.15			676,695.48	-1,857,551.63	
ACCOUNTS PAYABLE					-5,383,879.59			17,735.74	-17,735.74	
UNDELIVERED ORDERS					-0-			-4,603,798.48	-780,081.11	
SUBTOTAL					-0-		6,459,367.26	-3,959,367.26	-0-	
RESTORATION AND RENOVATION OF BUILDINGS, SMITHSONIAN INSTITUTION	NO YEAR 33	0132			3,660,252.31		1,413,121.23		4,672,131.08	
FUND RESOURCES:										
UNDISBURSED FUNDS	NO YEAR 47 33	0132			77,375.97				77,375.97	
TRANSFER TO:										
GENERAL SERVICES ADMINISTRATION					6,017.17				6,017.17	
FUND EQUITIES:										
ACCOUNTS RECEIVABLE					-2,697,781.34			-82,187.16	-1,815,594.18	
UNOBLIGATED BALANCE					-4,430.67			22,219.32	-26,649.99	
ACCOUNTS PAYABLE					-1,041,433.44			1,871,846.61	-2,913,280.05	
UNDELIVERED ORDERS					-0-			1,011,878.77	-0-	
SUBTOTAL					-0-		1,413,121.23		-0-	
CONSTRUCTION, SMITHSONIAN INSTITUTION	NO YEAR 33	0133			773,044.31		-174,836.23		1,272,880.54	
FUND RESOURCES:										
UNDISBURSED FUNDS	NO YEAR 47 33	0133			1,446,915.03		359,194.82		1,087,720.21	
TRANSFER TO:										
GENERAL SERVICES ADMINISTRATION					500,000.00			500,000.00	860.55	
UNFUNDED CONTRACT AUTHORITY					860.55					
FUND EQUITIES:										
ACCOUNTS RECEIVABLE					-2,052,700.97			-600,574.22	-1,452,126.75	
UNOBLIGATED BALANCE					-111,928.94			296,877.48	-408,406.42	
ACCOUNTS PAYABLE					-556,189.98			-55,261.85	-500,928.13	
UNDELIVERED ORDERS					-0-		184,358.59	140,641.41	-0-	
SUBTOTAL					-0-		184,358.59		-0-	
JOHN F. KENNEDY CENTER FOR THE PERFORMING ARTS, SMITHSONIAN INSTITUTION	NO YEAR 33	0300			251.87				251.87	
FUND RESOURCES:										
UNDISBURSED FUNDS	PRIOR YEARS				20,571.67		20,571.67			
FUND EQUITIES:										
UNOBLIGATED BALANCE					-251.87			-20,571.67	-251.87	
ACCOUNTS PAYABLE					-20,571.67			-20,571.67	-0-	
SUBTOTAL					-0-		20,571.67		-0-	

SALARIES AND EXPENSES, NATIONAL GALLERY OF ART

FUND RESOURCES:						13,487,685.43	68.93	2,191,245.64
UNDISBURSED FUNDS	1978 33	0200	3,054,694.13	15,679,000.00		2,821,519.82	7,771.82	229,452.49
	1977		12,322.06			61.26	2,510.39	
	1976		6,359.22			251.13	85.26	14,157.24
PRIOR YEARS			1,140.85				12,224.17	-8,083.32
ACCOUNTS RECEIVABLE								
FUND EQUITIES:								
ACCOUNTS PAYABLE			-723,554.11					299,837.23
UNDELIVERED ORDERS			-2,356,962.15					-953,581.44
			-0-					-631,133.64
SUBTOTAL 33		0200		15,679,000.00		16,310,133.64		
SALARIES AND EXPENSES, WOODROW WILSON INTERNATIONAL CENTER FOR SCHOLARS								
FUND RESOURCES:						838,281.09	5,794.29	441,924.62
UNDISBURSED FUNDS	1978 33	0400	325,920.51	1,286,000.00		549,067.44		-223,146.93
	1977		43,526.96			92,430.76	1,401.92	
	1976							34.28
PRIOR YEARS							-246,332.15	246,332.15
ACCOUNTS RECEIVABLE								
FUND EQUITIES:								
ACCOUNTS PAYABLE			-48,433.85					-30,214.06
UNDELIVERED ORDERS			-371,413.62					75,510.71
			-0-					-193,779.29
SUBTOTAL 33		0400		1,286,000.00		1,479,779.29		
TRUST FUND ACCOUNTS								
CANAL ZONE BIOLOGICAL AREA FUND, SMITHSONIAN INSTITUTION								
FUND RESOURCES:								
UNDISBURSED FUNDS	NO YEAR 33	8190	13,804.52	78,825.45		68,197.76		24,436.01
ACCOUNTS RECEIVABLE			9,717.57				1,296.40	7,921.17
FUND EQUITIES:								
UNOBLIGATED BALANCE			-31,779.62					9,201.77
ACCOUNTS PAYABLE			-1,242.27					133.52
			-0-					-30,981.39
SUBTOTAL 33		8190		78,825.45		68,197.76		10,631.69
DEDUCTIONS FOR OFFSETTING RECEIPTS 7/								-0-
PROPRIETARY RECEIPTS FROM THE PUBLIC								
						-57,845.05		-57,845.05
TOTAL, SMITHSONIAN INSTITUTION				121,485,584.40		125,239,795.80	-3,753,811.40	

TEMPORARY STUDY COMMISSIONS

JOINT FEDERAL-STATE LAND USE PLANNING COMMISSION FOR ALASKA

GENERAL FUND ACCOUNTS

SALARIES AND EXPENSES, JOINT FEDERAL-STATE LAND USE PLANNING COMMISSION FOR ALASKA

FUND RESOURCES:						519,164.12	20,391.53	172,444.35
UNDISBURSED FUNDS	1978 48	0058		712,000.00		251,523.55	1,707.75	9,591.80
	1977		262,823.10			150,630.76	-1,057.26	
	1976		164,028.50					14,655.55
PRIOR YEARS			200.55				-65,905.96	72,577.80
			6,671.84					
ACCOUNTS RECEIVABLE								
FUND EQUITIES:								
ACCOUNTS PAYABLE			-33,389.20					181,169.81
UNDELIVERED ORDERS			-399,834.79					-345,624.30
			-0-					-209,318.43
SUBTOTAL 48		0058		712,000.00		921,318.43		

Appropriations, Outlays, and Balances - Continued

Appropriation or Fund Account	Account Symbol			Balances beginning of fiscal year	Appropriations and other obligatory authority <sup>1/</sup>	Transfers, borrowings, and investments (net) <sup>2/</sup>	Outlays (net)	Balances withdrawn and other transactions <sup>3/</sup>	Balances end of fiscal year <sup>4/</sup>
	Period of availability	Dept. No.	Sub. No.						
TEMPORARY STUDY COMMISSIONS-CONTINUED									
JOINT FEDERAL-STATE LAND USE PLANNING COMMISSION FOR ALASKA-CONTINUED									
TRUST FUND ACCOUNTS									
COOPERATIVE FUNDS, JOINT FEDERAL-STATE LAND USE PLANNING COMMISSION FOR ALASKA	NO YEAR 48	8051		\$103,994.48	\$600,200.00		\$521,107.06	-\$345.78	\$181,087.42
FUND RESOURCES:									345.78
UNDISBURSED FUNDS									
ACCOUNTS RECEIVABLE									
FUND EQUITIES:									
UNOBLIGATED BALANCE				-99,951.75					-129,781.43
ACCOUNTS PAYABLE				-2,042.73					-51,651.77
DEDUCTIONS FOR OFFSETTING RECEIPTS <sup>2/</sup>				-0-					-0-
SUBTOTAL 48									
PROPRIETARY RECEIPTS FROM THE PUBLIC					-600,226.70		-600,226.70		
TOTAL, JOINT FEDERAL-STATE LAND USE PLANNING COMMISSION FOR ALASKA					711,973.30		842,198.79	-130,225.49	
OTHER TEMPORARY COMMISSIONS									
GENERAL FUND ACCOUNTS									
SALARIES AND EXPENSES, COMMISSION ON EXECUTIVE, LEGISLATIVE, AND JUDICIAL SALARIES	NO YEAR 48	7800		17,193.10			119.79		17,073.31
FUND RESOURCES:									
UNDISBURSED FUNDS									
FUND EQUITIES:									
UNOBLIGATED BALANCE				-3,380.10					-3,260.31
ACCOUNTS PAYABLE				-13,813.00					-13,813.00
DEDUCTIONS FOR OFFSETTING RECEIPTS <sup>2/</sup>				-0-					-0-
SUBTOTAL 48									
SALARIES AND EXPENSES, COMMISSION ON FEDERAL PAPERWORK	NO YEAR 48	1200		1,720,258.95			1,066,534.01		653,724.94
FUND RESOURCES:									
UNDISBURSED FUNDS									
FUND EQUITIES:									
UNOBLIGATED BALANCE				1,737.68					2,156.24
ACCOUNTS PAYABLE				44,355.67					44,355.67
DEDUCTIONS FOR OFFSETTING RECEIPTS <sup>2/</sup>				22,778.99					333.85
UNOBLIGATED BALANCE									
ACCOUNTS PAYABLE									
UNDELIVERED ORDERS									
UNOBLIGATED BALANCE				-1,428,617.48					-1,428,617.48
ACCOUNTS PAYABLE				-187,649.50					-187,649.50
UNDELIVERED ORDERS				-172,861.91					-172,861.91
DEDUCTIONS FOR OFFSETTING RECEIPTS <sup>2/</sup>				-0-					-0-
SUBTOTAL 48									
SALARIES AND EXPENSES, COMMISSION ON THE ORGANIZATION OF THE GOVERNMENT FOR THE CONDUCT OF FOREIGN POLICY	1975-76 48	0060		215,446.86			2,000.00		213,446.86
FUND RESOURCES:									
UNDISBURSED FUNDS									
FUND EQUITIES:									
UNOBLIGATED BALANCE									
ACCOUNTS PAYABLE									
UNDELIVERED ORDERS									
UNOBLIGATED BALANCE				-5,402.00					-5,402.00
ACCOUNTS PAYABLE				-210,330.16					-210,330.16
UNDELIVERED ORDERS				-0-					-0-
SUBTOTAL 48									
SALARIES AND EXPENSES, COMMISSION ON THE REVIEW OF NATIONAL POLICY TOWARD GAMBLING	1977 48	0062		4,350.00			947.80		3,402.20
FUND RESOURCES:									
UNDISBURSED FUNDS									
FUND EQUITIES:									
UNOBLIGATED BALANCE				347.67					319.67
ACCOUNTS PAYABLE				2,233.00					2,233.00
UNDELIVERED ORDERS									
UNOBLIGATED BALANCE				-347.67					-347.67
ACCOUNTS PAYABLE				-6,583.00					-6,583.00
UNDELIVERED ORDERS				-0-					-0-
SUBTOTAL 48									

NO YEAR 48	1400	18.04					18.04							
NO YEAR 48	1400	-18.04												
NO YEAR 48	0063	88,839.36											85,881.15	
NO YEAR 48	0063	-52,921.28											-1,182.12	
NO YEAR 48	0063	-135.46											-7,030.54	
NO YEAR 48	0063	-36,432.62											-1,182.12	
NO YEAR 48	0063	-0-												-0-
NO YEAR 48	0063	2,951.21												
NO YEAR 48	1800				500,000.00									
NO YEAR 48	0900	147,873.62												
NO YEAR 48	0900	6,355.49												
NO YEAR 48	0900	-26,925.25												
NO YEAR 48	0900	-72,308.76												
NO YEAR 48	0900	-54,600.07												
NO YEAR 48	0900	-0-												
NO YEAR 48	0900				200,000.00									
NO YEAR 48	0900	2,906.86												
NO YEAR 48	0800	400.57												
NO YEAR 48	0800	448.20												
NO YEAR 48	0800	21,550.91												
NO YEAR 48	0800	-0-												
NO YEAR 48	0800	-2,070.75												
NO YEAR 48	0800	-20,348.99												
NO YEAR 48	0800	-0-												
NO YEAR 48	0800	2,906.86												
NO YEAR 48	0800	409.60												
NO YEAR 48	0800	711.25												
NO YEAR 48	0800	269.21												
NO YEAR 48	0800	448.20												
NO YEAR 48	0800	18,402.61												
NO YEAR 48	0800	800.00												
NO YEAR 48	0800	-871.70												
NO YEAR 48	0800	-20,338.39												
NO YEAR 48	0800	-2,906.86												
NO YEAR 48	0057	22,231.40												
NO YEAR 48	0057	49.27												
NO YEAR 48	0057	-2,771.00												
NO YEAR 48	0057	-2,950.67												
NO YEAR 48	0057	-0-												
NO YEAR 48	0057	49.27												
NO YEAR 48	0057	1,240.60												
NO YEAR 48	0057	-19,508.67												
NO YEAR 48	0057	-0-												
NO YEAR 48	0061													
NO YEAR 48	0061	-19.00												
NO YEAR 48	0061	2,574.55												
NO YEAR 48	0061	105.71												
NO YEAR 48	0061	-36.00												
NO YEAR 48	0061	-2,506.22												
NO YEAR 48	0061	-0-												
NO YEAR 48	0061	2,910.93												
NO YEAR 48	0061	-774.00												
NO YEAR 48	0061	1,536.93												
NO YEAR 48	0040	2,491,766.03												
NO YEAR 48	0040	300.00												
NO YEAR 48	0040	-2,060,795.78												
NO YEAR 48	0040	-52,921.28												
NO YEAR 48	0040	-386,254.45												
NO YEAR 48	0040	-0-												
NO YEAR 48	0046													
NO YEAR 48	0046	2,821,857.97												
NO YEAR 48	0046	-176,857.97												
NO YEAR 48	0046	2,314,433.06												
NO YEAR 48	0046	2,302.50												
NO YEAR 48	0046	-1,854,404.33												
NO YEAR 48	0046	-1,448,894.97												
NO YEAR 48	0046	-3,339,901.33												
NO YEAR 48	0046	-0-												

FOOTNOTES AT END OF CHAPTER

Appropriations, Outlays, and Balances - Continued

Appropriation or Fund Account		Account symbol			Balances beginning of fiscal year	Appropriations and other obligational authority 1/	Transfers, borrowings, and investments (net) 2/	Outlays (net)	Balances withdrawn and other transactions 3/	Balances end of fiscal year 4/
Title	Period of availability	Dept. Reg.	Account No.	Sub. No.						
TEMPORARY STUDY COMMISSIONS-CONTINUED										
OTHER TEMPORARY COMMISSIONS-CONTINUED										
GENERAL FUND ACCOUNTS-CONTINUED										
SALARIES AND EXPENSES, NATIONAL STUDY COMMISSION ON RECORDS AND DOCUMENTS OF FEDERAL OFFICIALS										
FUND RESOURCES:										
UNDISBURSED FUNDS	1977 48		3700		---	---	9,397.78	-12,011.44	2,613.66	---
ACCOUNTS RECEIVABLE					218.63	---	---	218.63	---	---
FUND EQUITIES:										
UNOBLIGATED BALANCE					-218.63	---	---	-218.63	---	---
ACCOUNTS PAYABLE					---	---	---	2,613.66	---	-2,613.66
SUBTOTAL 48			3700		-0-	---	9,397.78	-9,397.78	---	-0-
SALARIES AND EXPENSES, NAVAJO AND HOPI RELOCATION COMMISSION										
FUND RESOURCES:										
UNDISBURSED FUNDS	NO YEAR 48		1100		11,340,191.78	2,173,000.00	2,370,727.65	---	11,642,464.13	---
ACCOUNTS RECEIVABLE					156,239.49	---	---	153,486.34	2,753.15	---
FUND EQUITIES:										
UNOBLIGATED BALANCE					-11,765,485.76	---	---	-251,015.26	---	-11,514,470.50
ACCOUNTS PAYABLE					-45,005.50	---	---	27,002.87	---	-72,008.37
UNDELIVERED ORDERS					-185,940.01	---	---	-127,201.60	---	-58,738.41
SUBTOTAL 48			1100		-0-	2,173,000.00	2,370,727.65	-197,727.65	---	-0-
SALARIES AND EXPENSES, PRIVACY PROTECTION STUDY COMMISSION										
FUND RESOURCES:										
UNDISBURSED FUNDS	NO YEAR 48		2200		71,479.07	---	44,212.77	27,266.30	---	---
ACCOUNTS RECEIVABLE	1977				---	---	-10,143.66	10,143.66	---	---
FUND EQUITIES:										
UNOBLIGATED BALANCE					-72,412.97	---	---	-72,412.97	---	---
ACCOUNTS PAYABLE					-25,083.27	---	---	-25,083.27	---	---
UNDELIVERED ORDERS					-5,549.92	---	---	-5,549.92	---	---
SUBTOTAL 48			2200		-0-	---	34,069.11	-34,069.11	---	-0-
DEDUCTIONS FOR OFFSETTING RECEIPTS 2/										
PROPRIETARY RECEIPTS FROM THE PUBLIC					---	-6.96	---	-6.96	---	---
TOTAL, OTHER TEMPORARY COMMISSIONS . . . . .					---	4,912,993.04	---	6,024,304.26	-1,111,311.22	---
NATIONAL COMMISSION ON THE OBSERVANCE OF INTERNATIONAL WOMEN'S YEAR, 1975										
GENERAL FUND ACCOUNTS										
SALARIES AND EXPENSES, NATIONAL COMMISSION ON OBSERVANCE OF INTERNATIONAL WOMEN'S YEAR, 1975										
FUND RESOURCES:										
UNDISBURSED FUNDS	NO YEAR 48		2500		1,999,172.02	---	1,707,166.75	83,256.21	208,749.06	---
ACCOUNTS RECEIVABLE					629.35	---	---	-1,442.03	2,071.38	---
FUND EQUITIES:										
UNOBLIGATED BALANCE					-1,164,006.49	---	---	-1,164,006.49	---	---
ACCOUNTS PAYABLE					-835,794.88	---	---	-624,974.44	---	-210,820.44
SUBTOTAL 48			2500		-0-	---	1,707,166.75	-1,707,166.75	---	-0-
TRUST FUND ACCOUNTS										
CONTRIBUTIONS, NATIONAL COMMISSION ON THE OBSERVANCE OF INTERNATIONAL WOMEN'S YEAR, 1975										
FUND RESOURCES:										
UNDISBURSED FUNDS	NO YEAR 48		8024		8,932.75	82,667.84	85,865.87	---	5,934.72	---
FUND EQUITIES:										
UNOBLIGATED BALANCE					-6,932.75	---	---	-998.03	---	-5,934.72
ACCOUNTS PAYABLE					-2,000.00	---	---	-2,000.00	---	---
SUBTOTAL 48			8024		-0-	82,667.84	85,865.87	-2,998.03	---	-0-

PROPRIETARY RECEIPTS FROM THE PUBLIC

TOTAL, NATIONAL COMMISSION ON  
THE OBSERVANCE OF INTERNATIONAL  
WOMEN'S YEAR, 1975 . . . . .

TOTAL, TEMPORARY STUDY  
COMMISSIONS . . . . .

	-12.54		-12.54	
	82,855.30		1,793,020.08	-1,710,164.78
	5,707,821.64		8,659,523.13	-2,951,701.49

TENNESSEE VALLEY AUTHORITY  
PUBLIC ENTERPRISE FUNDS

TENNESSEE VALLEY AUTHORITY FUND

FUND RESOURCES:							
UNDISBURSED FUNDS	NO YEAR 64	4110	143,912,954.59	33/ \$1,478,510,000.00	1,412,260,913.43	81,729,945.96	128,432,135.20
PAYMENT TO TENNESSEE VALLEY AUTHORITY FUND	NO YEAR 64	0110		138,510,000.00	-138,510,000.00		
AUTHORITY TO BORROW FROM THE TREASURY AND THE PUBLIC			9,145,000,000.00		-1,340,000,000.00		7,805,000,000.00
ACCOUNTS RECEIVABLE			226,382,109.18				336,521,799.52
FUND EQUITIES:							
UNOBLIGATED BALANCE			-7,293,460,097.88				
ACCOUNTS PAYABLE			-457,733,187.89			-1,590,306,571.14	-5,703,153,526.74
UNDELIVERED ORDERS			-1,764,101,818.00			149,455,239.09	-607,188,426.98
						195,510,163.00	-1,959,611,981.00
DEDUCTIONS FOR OFFSETTING RECEIPTS	SUBTOTAL 64	4110	-0-	138,510,000.00	1,412,260,913.43	-1,273,750,913.43	-0-
PROPRIETARY RECEIPTS FROM THE PUBLIC							
			-32,712.16		-32,712.16		
TOTAL, TENNESSEE VALLEY AUTHORITY . . . . .			138,477,287.84		1,412,228,201.27	-1,273,750,913.43	

UNITED STATES INFORMATION AGENCY<sup>34/</sup>

UNITED STATES METRIC BOARD  
GENERAL FUND ACCOUNTS

SALARIES AND EXPENSES, UNITED STATES

METRIC BOARD							
FUND RESOURCES:							
UNDISBURSED FUNDS	1978 95	3100		275,000.00		135,719.80	139,280.20
FUND EQUITIES:							
ACCOUNTS PAYABLE						92,549.96	-92,549.96
UNDELIVERED ORDERS						46,730.24	-46,730.24
	SUBTOTAL 95	3100	-0-	275,000.00		275,000.00	-0-
TOTAL, UNITED STATES METRIC BOARD . . . . .				275,000.00		275,000.00	



Appropriations, Outlays, and Balances - Continued

Appropriation or Fund Account Title	Period of availability	Account symbol		Balances beginning of fiscal year	Appropriations and other obligations authority 1/	Transfers, borrowings, and investments (net) 2/	Outlays (net)	Balances withdrawn and other transactions 3/	Balances end of fiscal year 4/
		Dept. Reg. Tr. From	Account No. Sub. No.						
UNITED STATES RAILWAY ASSOCIATION									
GENERAL FUND ACCOUNTS									
ADMINISTRATIVE EXPENSES, UNITED STATES RAILWAY ASSOCIATION									
FUND RESOURCES:									
UNDISBURSED FUNDS	NO YEAR 98	0100		\$7,930,000.00			\$2,040,000.00		\$890,000.00
	1978-79				\$13,000,000.00		6,300,000.00		6,700,000.00
	1978				10,000,000.00		9,585,000.00		415,000.00
	1977			1,100,000.00			1,100,000.00		
				242,723.00					588,158.00
ACCOUNTS RECEIVABLE								859,057.00	-1,201,523.00
FUND EQUITIES:								659,109.00	-1,012,059.00
UNOBLIGATED BALANCE				-422,466.00					
ACCOUNTS PAYABLE				-352,950.00				2,802,269.00	-6,299,576.00
UNDELIVERED ORDERS				-3,497,307.00				3,975,000.00	-0-
	SUBTOTAL 98	0100		-0-	23,000,000.00		19,025,000.00		
PAYMENTS FOR PURCHASE OF CONRAIL SECURITIES, UNITED STATES RAILWAY ASSOCIATION									
FUND RESOURCES:									
UNDISBURSED FUNDS	NO YEAR 98	0111		433,700,000.00	425,000,000.00		734,700,000.00		30/ 124,000,000.00
FUND EQUITIES:									
UNOBLIGATED BALANCE				-433,700,000.00				-309,700,000.00	-124,000,000.00
	SUBTOTAL 98	0111		-0-	425,000,000.00		734,700,000.00	-309,700,000.00	-0-
TOTAL, UNITED STATES RAILWAY ASSOCIATION					448,000,000.00		753,725,000.00	-305,725,000.00	
WATER RESOURCES COUNCIL									
GENERAL FUND ACCOUNTS									
WATER RESOURCES PLANNING, WATER RESOURCES COUNCIL									
FUND RESOURCES:									
UNDISBURSED FUNDS	NO YEAR 85	0100		5,051,087.90	13,696,000.00		17,380,034.45		6,367,053.45
ACCOUNTS RECEIVABLE				98,867.78				11,811.79	87,055.99
FUND EQUITIES:								1,065,205.18	-3,466,245.06
UNOBLIGATED BALANCE				-2,401,039.88				186,886.23	-440,569.36
ACCOUNTS PAYABLE				-253,683.13				52,062.35	-2,547,295.02
UNDELIVERED ORDERS				-2,495,232.67					-0-
	SUBTOTAL 85	0100		-0-	13,696,000.00		17,380,034.45	1,315,965.55	
TRUST FUND ACCOUNTS									
PACIFIC-NORTHWEST RIVER BASIN COMMISSION, VANCOUVER, WASHINGTON									
FUND RESOURCES:									
UNDISBURSED FUNDS	NO YEAR 85	8156		139,295.55	726,134.70		494,484.96		370,945.29
FUND EQUITIES:								207,674.23	-336,339.70
UNOBLIGATED BALANCE				-128,665.47				23,975.51	-34,605.59
ACCOUNTS PAYABLE				-10,630.08				231,649.74	-0-
	SUBTOTAL 85	8156		-0-	726,134.70		494,484.96		
GREAT LAKES BASIN COMMISSION, ANN ARBOR, MICHIGAN									
FUND RESOURCES:									
UNDISBURSED FUNDS	NO YEAR 85	8157		79,161.68	1,427,855.35		1,049,026.60		457,994.47
ACCOUNTS RECEIVABLE				209,707.02				-37,222.76	246,929.78
UNFILLED CUSTOMER ORDERS				15,154.60				9,970.45	5,184.15
FUND EQUITIES:								195,336.74	-303,737.58
UNOBLIGATED BALANCE				-108,400.84				-52,349.90	-84,066.25
ACCOUNTS PAYABLE				-136,416.15				263,098.26	-322,304.57
UNDELIVERED ORDERS				-59,206.31				378,832.79	-0-
	SUBTOTAL 85	8157		-0-	1,427,855.35		1,049,026.60		
NEW ENGLAND RIVER BASINS COMMISSION, BOSTON, MASSACHUSETTS									
FUND RESOURCES:									
UNDISBURSED FUNDS	NO YEAR 85	8159		150,728.59	1,817,382.06		1,497,175.86		470,934.79
FUND EQUITIES:								341,000.45	-375,645.82
UNOBLIGATED BALANCE				-34,645.37				-23,922.08	-27,658.27
ACCOUNTS PAYABLE				-51,580.35				3,127.83	-67,630.70
UNDELIVERED ORDERS				-64,502.87				320,206.20	-0-
	SUBTOTAL 85	8159		-0-	1,817,382.06		1,497,175.86		

OHIO									
FUND RESOURCES:									
UNDISBURSED FUNDS	NO YEAR 85	8160	272,004.50	1,044,713.16	-----	1,024,651.50	-----	242,066.06	
FUND EQUITIES:									
UNOBLIGATED BALANCE			-125,004.50	-----	-----	-----	-----	-125,004.50	-----
ACCOUNTS PAYABLE			-----	-----	-----	-----	-----	78,566.06	-----
UNDELIVERED ORDERS			-147,000.00	-----	-----	-----	-----	65,500.00	-----
			-0-	-----	-----	-----	-----	20,061.56	-----
MISSOURI RIVER BASIN COMMISSION, OMAHA, NEBRASKA	SUBTOTAL 85	8160		1,044,713.16	-----	1,024,651.60	-----		-0-
FUND RESOURCES:									
UNDISBURSED FUNDS	NO YEAR 85	8161	442,026.48	1,637,056.86	-----	1,063,164.51	-----	1,015,918.83	
FUND EQUITIES:									
UNOBLIGATED BALANCE			-390,775.46	-----	-----	-----	-----	164,359.44	-555,134.90
ACCOUNTS PAYABLE			-34,466.91	-----	-----	-----	-----	-10,092.44	-24,374.47
UNDELIVERED ORDERS			-16,784.11	-----	-----	-----	-----	419,625.35	-436,409.45
			-0-	-----	-----	-----	-----	573,892.35	-0-
UPPER MISSISSIPPI RIVER BASIN COMMISSION, WATERLOO, IOWA	SUBTOTAL 85	8161		1,637,056.86	-----	1,063,164.51	-----		
FUND RESOURCES:									
UNDISBURSED FUNDS	NO YEAR 85	8162	754,101.22	725,674.91	-----	883,839.66	-----	595,936.47	
FUND EQUITIES:									
UNOBLIGATED BALANCE			-754,101.22	-----	-----	-----	-----	-389,310.31	-364,790.91
UNDELIVERED ORDERS			-----	-----	-----	-----	-----	231,145.56	-231,145.56
			-0-	-----	-----	-----	-----	-158,154.75	-0-
DEDUCTIONS FOR OFFSETTING RECEIPTS <sup>2/</sup>	SUBTOTAL 85	8162		725,674.91	-----	883,839.66	-----		
PROPRIETARY RECEIPTS FROM THE PUBLIC			-----	-1,783,072.70	-----	-1,783,072.70	-----	-----	-----
INTRABUDGETARY TRANSACTIONS			-----	-5,595,748.38	-----	-5,595,748.38	-----	-----	-----
TOTAL, WATER RESOURCES COUNCIL . . . . .			-----	13,696,000.00	-----	11,013,556.56	-----	2,682,443.44	-----
TOTAL, INDEPENDENT AGENCIES . . . . .			-----	32,582,790,755.44	\$19,362,157.93	25,078,715,982.25	7,522,936,931.12	-----	-----

## Appropriations, Outlays, and Balances - Continued

1 The amounts in this column, unless otherwise footnoted, represent appropriations, increases in borrowing authority or new contract authority. Appropriation accounts with appropriation transfer activity are presented in Table 1 (Appropriations and appropriation transfers) at the end of the chapter. For further detail on appropriations, increases in borrowing authority and new contract authority; see Tables 1, 2 and 6 respectively in Part Four - Information Tables.

2 For detail of transfer activity by account see Table 2 (Transfers - Other than Appropriation Transfers) at end of chapter. Amounts not appearing in Table 2, unless otherwise footnoted, represent transfers of obligated balances from lapsed appropriations to merged prior-year accounts pursuant to 31 U.S.C. 701, borrowings (net) or investments (net).

3 The amounts in this column, unless otherwise footnoted, represent unobligated balances withdrawn or restored pursuant to 31 U.S.C. 701 and changes in unfilled customer orders, accounts receivable, accounts payable, undelivered orders and unobligated balances.

4 Unobligated balance represents no-year or unexpired multiple-year account unless otherwise footnoted.

5 Subject to disposition by the administrative agency.

6 Includes \$608,922.22 excess of receivables over gross unpaid obligations.

7 For detail by account see Table B - "Receipts by Organizational Unit."

8 Includes \$250.00 excess of receivables over gross unpaid obligations.

9 Represents appropriation to liquidate.

10 Includes \$593,740.35 excess of receivables over gross unpaid obligations and \$13,231.14 subject to disposition by the administrative agency.

11 Includes \$112,590.34 subject to disposition by the administrative agency.

12 Redemption of U.S. Public Debt securities----- \$5,600,000.00

13 Transfer of obligated balance to merged prior-year account from lapsed appropriation pursuant to 31 U.S.C. 701:

<u>Account</u>	<u>Amount</u>
81M0500	\$10,001,280.08
67M0201	1,962,381.54
16-67M0201	13,070.24
19-67M0201	22,151.78
60M8237	185,658.54

14 Includes \$919,088.09 excess of receivables over gross unpaid obligations.

15 Represents capital transfer to miscellaneous receipts.

16 Represents:

Net borrowings from the Federal Financing Bank in lieu of issuance of agency debt-----	\$644,800,000.00
Net redemption of Government Agency securities-----	- 717,569,113.19
Net redemption of U.S. Public Debt securities-----	4,900,000.00
Net repayment of borrowing from U.S. Treasury-----	-3,323,251.50

17 For further detail see Table 2 - Part Four - Information Tables.

18 Includes advance assessments of \$2,643,750.00 which are not available for obligation until October 1, 1978.

19 Activity transferred to the Department of Energy.

20 Includes \$42,072,207.99 which is subject to disposition by the administrative agency.

21 Represents:

Redemption of participation sales certificates-----	\$46,190,000.00
Net investment in U.S. Public Debt securities-----	- 449,913,000.00

22 Includes net investment in U.S. Public Debt securities----- \$1,816,000.00

23 Activity transferred from United States Information Agency and Educational Exchange, State.

24 Transfer of obligated balance from lapsed appropriation to merged prior-year account pursuant to 31 U.S.C. 701.

<u>Account</u>	<u>Amount</u>
6760201	\$1,962,381.54
16-6760201	13,070.24
19-6760201	22,151.78
6760202	11,442.85
6068237	185,658.54

25 These account symbols were amended during the current fiscal year:

<u>Amended Symbol</u>	<u>Discontinued Symbol</u>
952700	770100
958078	778078

26 Excess of receivables over gross unpaid obligations.

27 Opening balances were transferred from account 420100.

28 Excludes \$719,075.90 refunds of taxes.

29 Includes net redemption of U.S. Public Debt securities----- \$102,274,000.00

30 Includes investment in U.S. Public Debt securities----- \$2,839,000.00

31 Includes:

Redemption of participation certificates-----	- \$31,451,000.00
Net distribution of participation transactions-----	31,451,000.00

32 Represents lapsed borrowing authority.

33 Includes net borrowing from the Federal Financing Bank in lieu of issuance of agency debt----- \$1,340,000,000.00

34 Activity transferred to International Communication Agency.

TABLE 1 - APPROPRIATIONS AND APPROPRIATION TRANSFERS

Account Symbol	Net Appropriations and Appropriation Transfers	Appropriation Amount *	Net Appropriation Transfers	Detail of Appropriation Transfers		
				Accounts Involved	Amount From, Or To (-)	Citation of Law
2480100	\$117,218,436.00	\$117,082,000.00	\$136,436.00	1180300	\$136,436.00	91 STAT. 29
278/90100	141,000.00		141,000.00	2780100	141,000.00	91 STAT. 438
2780100	64,409,000.00	64,550,000.00	-141,000.00	278/90100	-141,000.00	91 STAT. 438
9582800	1,185,000.00	193,000.00	992,000.00	1480108	992,000.00	91 STAT. 1319
6780201	219,160,435.99	9,270,000.00	209,890,435.99	1980113	395,000.00	31 USC 581c
				1981128	52,833,129.56	31 USC 581c
1981128	12,666,870.44	65,500,000.00	-52,833,129.56	6780100	156,662,306.43	31 USC 581c
6780100	105,337,693.57	262,000,000.00	-156,662,306.43	6780201	-52,833,129.56	31 USC 581c
6780202	6,852,461.19		6,852,461.19	6780201	-156,662,306.43	31 USC 581c
1981136	5,347,538.81	12,200,000.00	-6,852,461.19	1981136	6,852,461.19	31 USC 581c
3080100	64,767,400.00	65,575,000.00	-807,600.00	6780202	-6,852,461.19	31 USC 581c
4980100	200,000.00		200,000.00	8980203	-807,600.00	91 STAT. 581
7380100	179,000,000.00	168,000,000.00	11,000,000.00	1182600	200,000.00	31 USC 581c
73X4153	2,640,826,633.58	2,651,826,633.58	-11,000,000.00	73X4153	11,000,000.00	92 STAT. 276,542
				7380100	-11,000,000.00	92 STAT. 276,542
TOTAL	\$3,417,112,469.58	\$3,416,196,633.58	\$915,836.00		\$915,836.00	

\*Appropriations to accounts which did not have appropriation transfer activity during the fiscal year are not included in this table.

TABLE 2 - TRANSFERS (OTHER THAN APPROPRIATION TRANSFERS - TABLE 1)

Account Symbol	Net Transfers	Details of Transfers			Account Symbol	Net Transfers	Details of Transfers		
		Accounts Involved	Amount From Or To (-)	Citation of Law			Accounts Involved	Amount From Or To (-)	Citation of Law
9480100	-1,279,500.00	19-9480100	-1,279,500.00	22 USC 2581-2588	1981128	-559,241.15	16-1981128	22 USC 2455c, 91 STAT. 423	
19-9480100	1,279,500.00	9480100	1,279,500.00	22 USC 2581-2588	75-1981128(02)	-146,929.22	75-1981128(02)	22 USC 2455c, 91 STAT. 423	
24X8445	-30,200.00	10-24X8445	-100.00	31 USC 686-686-1	1971128	-6,124,032.42	16-1971128	31 USC 581c, 22 USC 2455c, 90 STAT. 941	
10-24X8445	100.00	16-24X8445(15)	-2,100.00	31 USC 686-686-1	75-1971128(02)	108,836.67	75-1971128(02)	22 USC 2455c, 90 STAT. 941	
19-24X8445	2,100.00	19-24X8445	-8,000.00	31 USC 686-686-1	6760201	-1,345,388.98	6760201	31 USC 581c, 22 USC 2455c, 89 STAT. 616	
69-24X8445(02)	8,000.00	69-24X8445(02)	100.00	31 USC 686-686-1	16-1961128	47,603.85	16-1961128	22 USC 2455c, 89 STAT. 616	
24X8445	100.00	24X8445	2,100.00	31 USC 686-686-1	19M1128	-486,702.97	19M1128	31 USC 701-708	
19-24X8445	2,100.00	24X8445	20,000.00	31 USC 686-686-1	16-19M1128	9,220.00	16-19M1128	31 USC 701-708	
16-24X8445(15)	20,000.00	24X8445	8,000.00	31 USC 686-686-1	75-19M1128(02)	26,951.00	75-19M1128(02)	22 USC 2455c	
69-24X8445(02)	8,000.00	24X8445	8,000.00	31 USC 686-686-1	1981128	412,311.93	1981128	22 USC 2455c, 91 STAT. 423	
8180500	-5,690,100.00	16-8180500	-1,905,100.00	42 USC 2942	16-1981128	-106,798.21	16-1981128	22 USC 2455c, 91 STAT. 423	
10-24X8445	100.00	47-8180500	-285,000.00	42 USC 2942-45	1971128	-47,603.85	1971128	22 USC 2455c, 90 STAT. 941	
19-24X8445	2,100.00	75-8180500(01)	-3,500,000.00	42 USC 2942-45	1961128	-9,220.00	1961128	22 USC 2455c, 89 STAT. 616	
16-24X8445	20,000.00	75-8180500(03)	-1,55,210.00	42 USC 2942	19M1128	412,311.93	19M1128	31 USC 701-708	
69-24X8445(02)	8,000.00	8180500	285,000.00	42 USC 2942-45	75-19M1128(02)	26,951.00	75-19M1128(02)	22 USC 2455c	
8180500	-1,55,210.00	8180500	3,500,000.00	42 USC 2942-45	1981128	412,311.93	1981128	22 USC 2455c, 91 STAT. 423	
81M0500	1,905,100.00	81M0500	1,55,210.00	42 USC 2942	1971128	-106,798.21	1971128	22 USC 2455c, 90 STAT. 941	
16-8180500	1,905,100.00	81M0500	1,55,210.00	42 USC 2942	16-1971128	-47,603.85	16-1971128	22 USC 2455c, 89 STAT. 616	
47-8180500	285,000.00	47-82X4035	-1,800,000.00	12 USC 1421-49	19M1128	-9,220.00	19M1128	31 USC 701-708	
75-8180500(01)	3,500,000.00	82X4035	1,800,000.00	12 USC 1421-49	75-19M1128(02)	146,929.22	75-19M1128(02)	22 USC 2455c, 91 STAT. 423	
75-8180500(03)	1,55,210.00	95X8490	-650,000.00	31 USC 686-686-1	1971128	-108,836.67	1971128	22 USC 2455c, 90 STAT. 941	
47-82X4035	-1,800,000.00	95X8490	650,000.00	31 USC 686-686-1	19M1128	-26,951.00	19M1128	31 USC 581c	
95X8490	1,800,000.00	48-95X8490	40,991.84	31 USC 686-686-1	6770201	-6,935,324.41	6770201	31 USC 581c	
48-95X8490	-650,000.00	67X0064	6,510,130.67	31 USC 581c	75-19M1128(02)	-2,122,890.25	75-19M1128(02)	31 USC 581c	
95X8490	690,991.84	16-67X0201	-258,869.06	22 USC 2455c	6770100	-6,935,324.41	6770100	31 USC 581c	
67X0201	6,251,261.61	16-6780201	-582,382.07	22 USC 2455c	6760100	-614,145.84	6760100	31 USC 581c	
6780201	-2,718,726.85	19-6780201	-1,715,000.00	22 USC 2455	67X0064	-6,435,350.61	67X0064	22 USC 2455c	
6770201	12,410,390.55	75-6780201(02)	-421,344.78	22 USC 2455c	16-67X0064	-74,780.06	16-67X0064	22 USC 2455c	
6760201	3,357,874.53	1961128	6,339,667.30	31 USC 581c	67X0103	8,774,919.50	67X0103	31 USC 581c	
6760201	1,080,422.58	6770100	6,935,324.41	31 USC 581c	67X0205	-8,774,919.50	67X0205	31 USC 581c	
67M0201	1,080,422.58	19-6770201	-106,798.21	22 USC 2455c	1961136	10,627.84	1961136	31 USC 581c	
67M0201	1,080,422.58	75-6770201(02)	-108,836.67	22 USC 2455c	6760202	46,257.22	6760202	31 USC 581c	
67M0201	1,080,422.58	1961128	6,339,667.30	31 USC 581c	1971136	-10,627.84	1971136	31 USC 581c	
67M0201	1,080,422.58	16-6760201	-47,603.85	22 USC 2455c	6770202	-46,257.22	6770202	31 USC 581c	
67M0201	1,080,422.58	19-6760201	522,873.97	31 USC 701-708	67X0204	23,039,092.14	67X0204	31 USC 581c	
67M0201	1,080,422.58	67M0100	614,145.44	31 USC 701-708	16-67X0069	-13,886.36	16-67X0069	22 USC 2455c	
67M0201	1,080,422.58	16-67M0201	-9,220.00	22 USC 2455c	67X0069	13,886.36	67X0069	22 USC 2455c	
67M0201	1,080,422.58	19-67M0201	-20,425.83	22 USC 2455c	19X1135	66,947.04	19X1135	31 USC 581c	
67M0201	1,080,422.58	75-67M0201(02)	-26,951.00	22 USC 2455c	67X1135	-66,947.04	67X1135	31 USC 581c	
67M0201	1,080,422.58	67X0201	258,869.06	22 USC 2455c	19M1141	133,449.69	19M1141	31 USC 701-708	
67M0201	1,080,422.58	6780201	582,382.07	22 USC 2455c	67M1141	-133,449.69	67M1141	31 USC 701-708	
67M0201	1,080,422.58	6770201	106,798.21	22 USC 2455c	19X5149	5,990.02	19X5149	22 USC 2455c	
67M0201	1,080,422.58	6760201	47,603.85	22 USC 2455c	75-67X5149(02)	11,273.05	75-67X5149(02)	22 USC 2455c	
67M0201	1,080,422.58	67M0201	9,220.00	22 USC 2455c	19X5149	-1,000.00	19X5149	22 USC 2455f	
67M0201	1,080,422.58	19-67M0201	1,715,000.00	22 USC 2455c	75-19X5149(02)	-16,263.07	75-19X5149(02)	22 USC 2455f	
67M0201	1,080,422.58	6780201	648,966.28	22 USC 2455c	67X8167	334,784.98	67X8167	31 USC 581c	
67M0201	1,080,422.58	6760201	62,800.25	22 USC 2455c	67X8564	50,48.76	67X8564	31 USC 581c	
67M0201	1,080,422.58	67M0201	20,425.83	22 USC 2455c					
67M0201	1,080,422.58	6780201	421,344.78	22 USC 2455c					
67M0201	1,080,422.58	6770201	108,836.67	22 USC 2455c					
67M0201	1,080,422.58	67M0201	26,951.00	22 USC 2455c					

TABLE 2 - TRANSFERS (OTHER THAN APPROPRIATION TRANSFERS - TABLE 1) - Continued

Account Symbol	Net Transfers	Details of Transfers		
		Accounts Involved	Amount From Or To (-)	Citation of Law
27-67X8167	\$186,200.31	67X8779	\$186,200.31	31 USC 581c
67X8564	-60,242.64	27-67X8167	-60,242.64	22 USC 2455f
67X8779	-50,485.76	67X8167	60,242.64	22 USC 2455f
19X8778	-186,200.31	67X8167	-50,485.76	31 USC 581c
19X8580	-108,054.82	67X8167	-186,200.31	31 USC 581c
	-56,088.58	67X8167	-108,054.82	31 USC 581c
27-19X8580	5,801.85	27-19X8580	-5,801.85	22 USC 2455f
59X0100	-129,459,953.62	19X8580	5,801.85	22 USC 2455f
5973900	-30,367.07	59X0200	-129,459,953.62	91 STAT. 305
596/73900	-23,000.00	5973910	-30,367.07	91 STAT. 305
59M3300	-7,320.00	596/73910	-23,000.00	91 STAT. 305
59X0200	129,459,953.62	59M3910	-7,320.00	91 STAT. 305
5973910	30,367.07	5973900	30,367.07	91 STAT. 305
596/73910	23,000.00	596/73900	23,000.00	91 STAT. 305
59M3910	7,320.00	59M3900	7,320.00	91 STAT. 305
496/70100	-270,301.11	13-497/80100(08)	-270,301.11	64 STAT. 149
496/70100	-134,110.04	13-496/70100(08)	-134,110.04	64 STAT. 149
13-497/80100(08)	270,301.11	497/80100	270,301.11	64 STAT. 149
13-496/70100(08)	134,110.04	496/70100	134,110.04	64 STAT. 149
6088237	34,232,000.00	60X8011	33,582,000.00	91 STAT. 1460
		60X8012	650,000.00	91 STAT. 1460
6078237	-2,719,043.50	60X8011	-2,658,628.09	31 USC 701a-2
		60X8012	-60,415.41	31 USC 701a-2

Account Symbol	Net Transfers	Details of Transfers		
		Accounts Involved	Amount From Or To (-)	Citation of Law
6068237	\$527,220.76	60X8011	\$527,220.76	31 USC 701a-2
60M8237	-345,265.43	60X8012	-331,847.76	31 USC 701a-2
60X8011	-11,215,661.16	20X8042	-13,417.67	31 USC 701a-2
		60X8042	14,700,000.00	45 USC 360
		6088237	203,000.00	31 USC 701a-2
		6078237	-33,582,000.00	91 STAT. 1460
		6068237	2,658,628.09	31 USC 701a-2
		60M8237	-527,137.01	31 USC 701a-2
		60-20X8042(01)	331,847.76	31 USC 701a-2
60X8012	-779,250.67	60X8011	5,000,000.00	45 USC 360
		6088237	-203,000.00	31 USC 701a-3
		6078237	-650,000.00	91 STAT. 1460
		6068237	60,415.41	31 USC 701a-2
		60M8237	-83.75	31 USC 701a-2
		86X4206	13,417.67	31 USC 701a-2
		86X4206	-26,788,697.30	12 USC 1717
		49-33X0102	-5,500,144.77	12 USC 1717
		33X0102	-21,000.00	31 USC 686,686-1
		64X0110	21,000.00	31 USC 686,686-1
		64X0110	-138,510,000.00	16 USC 831
		64X0110	138,510,000.00	16 USC 831
TOTAL	-\$12,588,842.07		-\$12,588,842.07	

Appropriations, Outlays, and Balances - Continued

Appropriation or Fund Account		Account symbol			Balances beginning of fiscal year	Appropriations and other obligatory authority <sup>1/</sup>	Transfers, borrowings, and investments (net) <sup>2/</sup>	Outlays (net)	Balances withdrawn and other transactions <sup>3/</sup>	Balances end of fiscal year <sup>4/</sup>
Title	Period of availability	Dept. Reg.	Tr. From	Account No.						
OFF-BUDGET FEDERAL AGENCIES										
RURAL ELECTRIFICATION ADMINISTRATION										
PUBLIC ENTERPRISE FUNDS										
RURAL ELECTRIFICATION AND TELEPHONE REVOLVING FUND										
FUND RESOURCES:										
UNDISBURSED FUNDS	NO YEAR 12			4230	\$62,052,801.89	-	-	\$61,923,807.09	-	\$128,954.80
AUTHORITY TO BORROW FROM THE TREASURY					1,543,587,077.15	\$355,288,899.81	-	-	<sup>5/</sup> \$224,351.88	1,898,651,625.08
ACCOUNTS RECEIVABLE					88,629,111.77	-	-	-	8,121,679.88	80,507,431.89
FUND EQUITIES:										
UNDELIVERED ORDERS					-1,694,268,990.81	-	-	-	285,019,060.96	-1,979,288,051.77
SUBTOTAL 12				4230	-0-	355,288,899.81	-	61,923,807.09	293,365,092.72	-0-
RURAL TELEPHONE BANK, AS AMENDED MAY 11, 1973										
FUND RESOURCES:										
UNDISBURSED FUNDS	NO YEAR 12			4231	1,264,859.70	30,000,000.00	<sup>6/</sup> \$95,705,000.00	112,709,817.75	<sup>7/</sup> 4,259,540.52	541.43
AUTHORITY TO BORROW FROM THE TREASURY AND THE PUBLIC					433,631,646.58	104,728,079.00	-85,650,000.00	-	<sup>5/</sup> 6,034,351.46	446,675,374.12
INVESTMENTS IN PUBLIC DEBT SECURITIES					4,066,000.00	-	-55,000.00	-	-	4,011,000.00
ACCOUNTS RECEIVABLE					3,327,976.64	-	-	-	-807,993.69	4,135,970.33
FUND EQUITIES:										
ACCOUNTS PAYABLE					-4,590,425.92	-	-	-	1,650,302.96	-6,240,728.88
UNDELIVERED ORDERS					-437,700,097.00	-	-	-	10,882,060.00	-448,582,157.00
SUBTOTAL 12				4231	-0-	134,728,679.00	-	112,709,817.75	22,018,261.25	-0-
TOTAL, RURAL ELECTRIFICATION ADMINISTRATION . . . . .					-	490,016,978.81	-	174,633,624.84	315,383,353.97	-
PENSION BENEFIT GUARANTY CORPORATION										
PUBLIC ENTERPRISE FUNDS										
PENSION BENEFIT GUARANTY CORPORATION										
FUND RESOURCES:										
UNDISBURSED FUNDS	NO YEAR 16			4204	292,502.21	-	-31,535,000.00	-31,760,258.71	-	117,760.92
AUTHORITY TO BORROW FROM THE TREASURY					100,000,000.00	-	-	-	-	100,000,000.00
INVESTMENTS IN PUBLIC DEBT SECURITIES					71,465,000.00	-	31,535,000.00	-	-	103,400,000.00
ACCOUNTS RECEIVABLE					8,470,536.91	-	-	-	5,958,887.11	2,511,649.80
FUND EQUITIES:										
UNOBLIGATED BALANCE					-168,039,731.36	-	-	-	14,277,712.75	<sup>8/</sup> -182,317,444.11
ACCOUNTS PAYABLE					-11,051,386.08	-	-	-	11,413,023.90	-22,464,409.98
UNDELIVERED ORDERS					-1,136,921.68	-	-	-	110,634.95	-1,247,556.63
SUBTOTAL 16				4204	-0-	-	-31,760,258.71	-31,760,258.71	31,760,258.71	-0-
TOTAL, PENSION BENEFIT GUARANTY CORPORATION . . . . .					-	-	-31,760,258.71	-31,760,258.71	31,760,258.71	-

FEDERAL FINANCING BANK  
PUBLIC ENTERPRISE FUNDS

FEDERAL FINANCING BANK											
REVOLVING FUND, TREASURY											
FUND RESOURCES:											
UNDISBURSED FUNDS											
	NO YEAR 20	4521									
AUTHORITY TO BORROW FROM THE TREASURY			-547,988.40			<sup>10/</sup> 10,662,720,416.19	10,660,478,072.96			1,694,354.83	
AUTHORITY TO BORROW FROM THE PUBLIC				12,659,220,416.19	-12,659,220,416.19						
INVESTMENTS IN PUBLIC DEBT SECURITIES			14,999,980,000.00		10,000.00					14,955,950,000.00	
ACCOUNTS RECEIVABLE			38,205,000.00		78,690,000.00					116,895,000.00	
FUND EQUITIES:			831,431,905.94						-444,411,893.46	1,275,843,799.40	
UNOBLIGATED BALANCE			-15,063,767,590.81						87,228,021.08	-15,150,995,611.89	
ACCOUNTS PAYABLE			-805,301,326.73						438,126,215.61	-1,243,427,542.34	
	SUBTOTAL 20	4521	-0-	12,659,220,416.19	-1,917,800,000.00	10,660,478,072.96	80,942,343.23			-0-	
TOTAL, FEDERAL FINANCING BANK. . . . .					12,659,220,416.19	-1,917,800,000.00	10,660,478,072.96	80,942,343.23			

POSTAL SERVICE

PUBLIC ENTERPRISE FUNDS

POSTAL SERVICE FUND										
FUND RESOURCES:										
UNDISBURSED FUNDS										
	NO YEAR 18	4020	2							
TRANSFER TO:				270,723,799.21		<sup>11/</sup> -529,182,217.84	-504,682,439.37	<sup>12/</sup> 37,911,560.84		157,812,459.90
CORPS OF ENGINEERS, CIVIL	NO YEAR 96 18	4020	2			12,282,217.84	12,282,217.84			
AUTHORITY TO BORROW FROM THE				7,569,000,000.00		67,000,000.00				7,636,000,000.00
TREASURY AND THE PUBLIC				1,271,200,000.00		449,500,000.00				1,721,000,000.00
INVESTMENTS IN PUBLIC DEBT SECURITIES				6,780,574,073.71					-564,858,476.07	7,345,432,549.78
ACCOUNTS RECEIVABLE										
FUND EQUITIES:										
UNOBLIGATED BALANCE				-5,685,175,318.88					-583,628,810.28	<sup>13/</sup> -5,101,546,508.60
ACCOUNTS PAYABLE				-9,721,459,215.60					1,598,494,839.78	-11,319,954,055.38
UNDELIVERED ORDERS				-434,363,338.44					4,481,107.26	-438,844,445.70
	SUBTOTAL 18	4020	2	-0-			-492,400,221.53	492,400,221.53		-0-
POSTAL SERVICE FUND, UNDISTRIBUTED										
SI BAC, CHARGE-BACKS										
FUND RESOURCES:										
UNDISBURSED FUNDS										
ACCOUNTS RECEIVABLE	NO YEAR 18	4020	3				182,811.00			<sup>14/</sup> -182,811.00
	SUBTOTAL 18	4020		-0-			182,811.00	-182,811.00		182,811.00
UNDISTRIBUTED INTRAGOVERNMENTAL PAYMENTS,										
UNITED STATES POSTAL SERVICE										
FUND RESOURCES:										
UNDISBURSED FUNDS										
ACCOUNTS RECEIVABLE	CLEARING ACCOUNT 18	3885		-4,216,077.93			-4,215,870.82			<sup>14/</sup> -207.11
	SUBTOTAL 18	3885		4,216,077.93			-4,215,870.82	4,215,870.82		207.11
				-0-				4,215,870.82		-0-
TOTAL, POSTAL SERVICE. . . . .							-496,433,281.35	496,433,281.35		
TOTAL, OFF-BUDGET FEDERAL AGENCIES . . . . .					13,149,237,395.00	<sup>15/</sup> -1,917,800,000.00	10,306,918,157.74	924,519,237.26		



Appropriations, Outlays, and Balances - Continued

- 1 Only appropriations with appropriation transfer activity are presented in Table 1 (Appropriations and Appropriation Transfers) at the end of the chapter. Since Off-Budget had no appropriation transfer activity during Fiscal Year 1978, Table 1 does not appear.
- 2 For detail of transfer activity by account see Table 2 (Transfers - Other than Appropriation Transfers) at end of chapter. Amounts not appearing in Table 2, unless otherwise footnoted, represent transfers of obligated balances from lapsed appropriations to merged prior-year accounts pursuant to 31 U.S.C. 701, borrowings (net) or investments (net).
- 3 The amounts in this column, unless otherwise footnoted, represent unobligated balances withdrawn or restored pursuant to 31 U.S.C. 701 and changes in unfilled customer orders, accounts receivable, accounts payable, undelivered orders and unobligated balances.
- 4 Unobligated balance represents no-year or unexpired multiple-year account unless otherwise footnoted.
- 5 For further detail see Table 2 - Part Four - Information Tables.
- 6 Represents:
  - Borrowing from U.S. Treasury----- \$ 85,650,000.00
  - Redemption of U.S. public debt securities----- 55,000.00

- 7 Represents capital transfer to miscellaneous receipts.
- 8 Includes -\$21,082,555.89 which is subject to disposition of the administrative agency.
- 9 Activity transferred to Housing Programs, Housing and Urban Development.
- 10 Represents:
  - Net repayments of borrowing from the Federal Financing Bank in lieu of issuance of agency debt-----\$1,917,800,000.00
  - Net investment in U.S. Public Debt Securities----- -78,690,000.00
  - Net borrowing from U.S. Treasury---- 12,659,220,416.19
  - Redemption of Government agency securities----- -10,000.00
- 11 Includes:
  - Net investment in U.S. Public Debt Securities----- -\$449,900,000.00
  - Repayments of borrowings from the Federal Financing Bank in lieu of issuance of agency debt----- -67,000,000.00

- 12 Represents:
  - Domestic Postal Money Orders:
    - Paid-----\$5,185,434,481.10
    - Issued----- -5,147,056,549.52
  - Foreign Postal Money Orders:
    - Paid----- -6,694,428.40
    - Issued----- -7,160,799.14
    - Net Postal Money Orders----- 37,911,560.84
- 13 Includes \$128,998,822.12 outstanding postal money orders unavailable for obligation and \$4,384,552,313.52 subject to disposition by the administrative agency.
- 14 Subject to disposition by the administrative agency.
- 15 Represents loans to agencies in lieu of agencies borrowing through Treasury or issuing their securities to the public:
  - Tennessee Valley Authority----- -\$1,340,000,000.00
  - Export-Import Bank of the United States----- -644,800,000.00
  - U.S. Postal Service----- 67,000,000.00

TABLE 2 - TRANSFERS (OTHER THAN APPROPRIATION TRANSFERS - TABLE 1 )

Account Symbol	Net Transfers	Details of Transfers		
		Accounts Involved	Amount From Or To (-)	Citation of Law
18X4020(02)	-\$12,000,000.00	96-18X4020	-\$12,000,000.00	31 USC 686,686-1 39 USC 2003
96-18X4020(02)	12,000,000.00	18X4020	12,000,000.00	31 USC 686,686-1 39 USC 2003
18X4020(02)	-282,217.84	96-18X4020(02)	-282,217.84	31 USC 686,686-1 39 USC 2003

Account Symbol	Net Transfers	Details of Transfers		
		Accounts Involved	Amount From Or To (-)	Citation of Law
96-18X4020(02)	\$282,217.84	18X4020(02)	\$282,217.84	31 USC 686,686-1 39 USC 2003
TOTAL	\$0		\$0	

---

**SECTION II – DEPOSIT FUND ACCOUNTS**

---

Appropriations, Outlays, and Balances - Continued

Appropriation or Fund Account Title	Period of availability	Account Symbol			Balances beginning of fiscal year	Appropriations and other obligatory authority	Transfers, borrowings, and investments (net)	Outlays (net)	Balances withdrawn and other transactions	Balances end of fiscal year
		Dept. Tr. Reg.	Account No.	Sub. No.						
LEGISLATIVE BRANCH										
MEMBERS BALANCES WITH SERGEANT AT ARMS, HOUSE OF REPRESENTATIVES	NO YEAR 06	6046	2		\$1,163,411.57		\$86,111.67		\$1,077,299.90	
WITHHELD STATE INCOME TAXES, HOUSE OF REPRESENTATIVES	NO YEAR 00	6070	4		1,529,073.60		-323,049.35		1,852,122.95	
SUSPENSE, HOUSE OF REPRESENTATIVES	NO YEAR 00	6875	4		28,254.10		-6,370.39		34,624.49	
EMPLOYEES' PAYROLL ALLOTMENT ACCOUNT, UNITED STATES SAVINGS BONDS, ARCHITECT OF THE CAPITOL	NO YEAR 01	6050			4,254.98		-38.75		4,293.73	
WITHHELD STATE INCOME TAXES, ARCHITECT OF THE CAPITOL	NO YEAR 01	6070			397,713.81		-29,594.48		427,308.29	
SUSPENSE, ARCHITECT OF THE CAPITOL	NO YEAR 01	6875			72,723.61		50,170.44		22,553.17	
EMPLOYEES' PAYROLL ALLOTMENT ACCOUNT, UNITED STATES SAVINGS BONDS, LIBRARY OF CONGRESS	NO YEAR 03	6050			20,443.59		-1,200.23		21,643.82	
WITHHELD STATE INCOME TAXES, LIBRARY OF CONGRESS	NO YEAR 03	6070			345,215.37		45,970.42		299,244.95	
UNEARNED COPYRIGHT FEES, LIBRARY OF CONGRESS	NO YEAR 03	6206			794,319.50		-286,924.85		1,081,244.35	
UNEARNED CATALOG CARD FEES, LIBRARY OF CONGRESS	NO YEAR 03	6207			1,476,923.28		-74,701.05		1,551,624.33	
SUSPENSE, LIBRARY OF CONGRESS	NO YEAR 03	6875			22,562.30		-8,852.15		31,414.45	
WAGES OF EMPLOYEES OF CONTRACTORS, ACT OF AUGUST 31, 1935 (PUBLIC NO. 403)	NO YEAR 05	6022			480,150.54		-153,411.85		633,562.39	
EMPLOYEES' PAYROLL ALLOTMENT ACCOUNT, UNITED STATES SAVINGS BONDS, GENERAL ACCOUNTING OFFICE	NO YEAR 05	6050			53,239.87		7,315.25		45,924.62	
WITHHELD CITY INCOME TAXES, GENERAL ACCOUNTING OFFICE	NO YEAR 05	6057			29,269.08		8,278.07		20,991.01	
PROCEEDS FROM ESTATES OF AMERICAN CITIZENS WHO DIE ABROAD, GENERAL ACCOUNTING OFFICE (1)	NO YEAR 05	6066			54,729.87		244.58		54,485.29	
WITHHELD STATE INCOME TAXES, GENERAL ACCOUNTING OFFICE	NO YEAR 05	6070			187,838.75		-255,892.75		443,731.50	
SUSPENSE, GENERAL ACCOUNTING OFFICE	NO YEAR 05	6875			21,763.44		5,343.69		16,419.75	
EMPLOYEES' PAYROLL ALLOTMENT ACCOUNT, UNITED STATES SAVINGS BONDS COMMISSION ON SECURITY AND COOPERATION IN EUROPE	NO YEAR 09	6050	1		-169.75		-309.26		139.51	
BOTANIC GARDEN	NO YEAR 09	6050	2		337.74		62.52		275.22	
COST-ACCOUNTING STANDARDS BOARD	NO YEAR 09	6050	6		2,141.86		-48.36		2,190.22	
OFFICE OF TECHNOLOGY ASSESSMENT	NO YEAR 09	6050	7		411.49		-6,140.14		6,551.63	
	SUBTOTAL 09	6050			2,721.34		-6,435.24		9,156.58	
WITHHELD STATE INCOME TAXES, COMMISSION ON SECURITY AND COOPERATION IN EUROPE	NO YEAR 09	6070	1		241,164.46		243,685.92		-2,521.46	
BOTANIC GARDEN	NO YEAR 09	6070	2		6,277.86		2,946.59		3,331.27	
COPYRIGHT ROYALTY TRIBUNAL	NO YEAR 09	6070	3				-1,242.06		1,242.06	
TEMPORARY COMMISSION ON FINANCIAL OVERSIGHT OF THE DISTRICT OF COLUMBIA	NO YEAR 09	6070	4				9,752.73		-9,752.73	
COST-ACCOUNTING STANDARDS BOARD	NO YEAR 09	6070	6		5,773.10		688.30		5,084.80	
OFFICE OF TECHNOLOGY ASSESSMENT	NO YEAR 09	6070	7		23,191.38		-13,917.33		37,108.71	
	SUBTOTAL 09	6070			276,406.80		241,914.15		34,492.65	

Table with columns: NO YEAR, EMPLOYEES' PAYROLL ALLOTMENT ACCOUNT, CONGRESSIONAL BUDGET OFFICE, WITHHELD STATE INCOME TAXES, CONGRESSIONAL BUDGET OFFICE, EMPLOYEES' PAYROLL ALLOTMENT ACCOUNT, UNITED STATES SAVINGS BONDS, SUPREME COURT, WITHHELD STATE INCOME TAXES, UNITED STATES TAX COURT, SUSPENSE, UNITED STATES TAX COURT. Values range from 0 to 17,730.23.

TOTAL, LEGISLATIVE BRANCH. . . . . 7,002,750.02

THE JUDICIARY

Table with columns: NO YEAR, REGISTRY FUNDS, UNITED STATES COURTS, EMPLOYEES' PAYROLL ALLOTMENT ACCOUNT, UNITED STATES SAVINGS BONDS, THE JUDICIARY, EMPLOYEES' PAYROLL ALLOTMENT ACCOUNT, UNITED STATES SAVINGS BONDS, SUPREME COURT, WITHHELD CITY INCOME TAXES, THE JUDICIARY, WITHHELD STATE INCOME TAXES, THE JUDICIARY, WITHHELD STATE INCOME TAXES, SUPREME COURT, FEES AND OTHER COLLECTIONS, CLERKS OF UNITED STATES COURTS AND REGISTER OF WILLS FOR THE DISTRICT OF COLUMBIA, OPERATION OF THE PUBLIC DEFENDER SERVICE FOR THE DISTRICT OF COLUMBIA, SUSPENSE, THE JUDICIARY, SUSPENSE, SUPREME COURT, ACCOUNTS PAYABLE, CHECK ISSUE UNDERDRAFTS, THE JUDICIARY. Values range from 0 to 1,246.81.

TOTAL, THE JUDICIARY . . . . . 96,580,945.65

EXECUTIVE OFFICE OF THE PRESIDENT

Table with columns: NO YEAR, EMPLOYEES' PAYROLL ALLOTMENT ACCOUNT, UNITED STATES SAVINGS BONDS, THE WHITE HOUSE OFFICE, OFFICE OF ADMINISTRATION AND BUDGET, OFFICE OF EMERGENCY PREPAREDNESS, COUNCIL OF ECONOMIC ADVISERS, NATIONAL SECURITY COUNCIL, SPECIAL ASSISTANCE TO THE PRESIDENT, WITHHELD CITY INCOME TAXES. Values range from 0 to 14,732.06.

FOOTNOTES AT END OF CHAPTER

Appropriations, Outlays, and Balances - Continued

Appropriation or Fund Account Title 1/	Period of availability	Account symbol			Balances beginning of fiscal year	Appropriations and other obligational authority	Transfers, borrowings, and investments (net)	Outlays (net)	Balances withdrawn and other transactions	Balances end of fiscal year 2/
		Dept. Reg.	Tr. From	Account No.						
EXECUTIVE OFFICE OF THE PRESIDENT-CONTINUED										
WITHHELD STATE INCOME TAXES					\$178,047.56		\$19,184.93		\$158,862.63	
THE WHITE HOUSE OFFICE	NO YEAR 11	6670	1						-15,165.79	
OFFICE OF ADMINISTRATION	NO YEAR 11	6670	2				15,165.79		-14,263.33	
OFFICE OF MANAGEMENT AND BUDGET	NO YEAR 11	6670	3		127,670.21		141,933.54		548.89	
OFFICE OF EMERGENCY PREPAREDNESS	NO YEAR 11	6670	6		548.89				37,725.74	
COUNCIL OF ECONOMIC ADVISERS	NO YEAR 11	6670	19		10,029.70		-27,696.04		3,504.73	
NATIONAL SECURITY COUNCIL	NO YEAR 11	6670	20		14,649.07		11,144.34		-7,207.80	
DOMESTIC POLICY STAFF, EXECUTIVE	NO YEAR 11	6670	22		9,551.67		16,759.47			
SPECIAL ASSISTANCE TO THE PRESIDENT	NO YEAR 11	6670	54		11,309.68		11,309.88			
	SUBTOTAL 11	6670			351,806.98		187,741.91		164,065.07	
SUSPENSE:										
THE WHITE HOUSE OFFICE	NO YEAR 11	6875	1		7,371,229.24				7,371,229.24	
TOTAL, EXECUTIVE OFFICE OF THE PRESIDENT . . . . .					7,737,768.28		291,804.00		7,445,964.28	
FUNDS APPROPRIATED TO THE PRESIDENT										
AGENCY FOR INTERNATIONAL DEVELOPMENT										
EMPLOYEES' PAYROLL ALLOTMENT ACCOUNT, UNITED STATES SAVINGS BONDS, AGENCY FOR INTERNATIONAL DEVELOPMENT	NO YEAR 72	6050			18,259.33		-1,160.35		19,439.68	
WITHHELD STATE INCOME TAXES, AGENCY FOR INTERNATIONAL DEVELOPMENT	NO YEAR 72	6070			270,548.40		91,271.93		179,276.47	
IRREVOCABLE LETTERS OF CREDIT, AGENCY FOR INTERNATIONAL DEVELOPMENT, ISSUED TO										
THE REPUBLIC OF KOREA	NO YEAR 72	6117	489		178,177.00		-807,000.00		985,177.00	
THE REPUBLIC OF BOLIVIA	NO YEAR 72	6117	511		3,175.46				3,175.46	
THE REPUBLIC OF CHILE	NO YEAR 72	6117	513		46,459.49				46,459.49	
	SUBTOTAL 72	6117			227,811.95		-807,000.00		1,034,811.95	
IRREVOCABLE LETTERS OF CREDIT (TRIANGULAR), AGENCY FOR INTERNATIONAL DEVELOPMENT, ISSUED TO										
THE GOVERNMENT OF INDIA	NO YEAR 72	6121	386		247.24				247.24	
THE GOVERNMENT OF PAKISTAN	NO YEAR 72	6121	391		204,235.64				204,235.64	
THE GOVERNMENT OF SINGAPORE	NO YEAR 72	6121	480		163,211.10				163,211.10	
THE REPUBLIC OF CHINA (TAIWAN)	NO YEAR 72	6121	484		-1,577,451.64		-1,746,585.43		169,133.79	
THE GOVERNMENT OF KOREA	NO YEAR 72	6121	489		2,128,496.94		1,762,230.30		366,266.64	
THE GOVERNMENT OF PHILIPPINES	NO YEAR 72	6121	492		25,164.40		-15,790.00		40,954.40	
THE GOVERNMENT OF THAILAND	NO YEAR 72	6121	493		3,949.30				3,949.30	
	SUBTOTAL 72	6121			947,852.98		-145.13		947,998.11	
DOLLAR DEPOSITS BY BARTER CONTRACTS, AGENCY FOR INTERNATIONAL DEVELOPMENT, GOVERNMENT OF:										
AFGHANISTAN	NO YEAR 72	6122	306		64,291.18				64,291.18	
KHMER REPUBLIC (CAMBODIA)	NO YEAR 72	6122	442		846,327.97				846,327.97	
	SUBTOTAL 72	6122			910,619.15				910,619.15	
EMPLOYEE AND EMPLOYER CONTRIBUTIONS, FOREIGN GOVERNMENT SOCIAL SECURITY AND RELATED PROGRAMS, AGENCY FOR INTERNATIONAL DEVELOPMENT	NO YEAR 72	6130			-1,462.44		833.48		-2,295.92	
EMPLOYEE AND EMPLOYER CONTRIBUTIONS, PRIVATE INSURANCE PLANS, AGENCY FOR INTERNATIONAL DEVELOPMENT	NO YEAR 72	6131			5,030.56				5,030.56	
SUSPENSE, AGENCY FOR INTERNATIONAL DEVELOPMENT	NO YEAR 72	6875			1,403,936.87		-145,173.04		1,549,109.91	

INVESTMENT CORPORATION							
EMPLOYEES' PAYROLL ALLOTMENT ACCOUNT, UNITED STATES SAVINGS BONDS, OVERSEAS PRIVATE INVESTMENT CORPORATION	NO YEAR 71	66.5 J	14,596.66	- - - - -	5,681.43	- - - - -	8,909.23
WITHHELD STATE INCOME TAXES, OVERSEAS PRIVATE INVESTMENT CORPORATION	NO YEAR 71	66.7 J	6,800.93	- - - - -	-2,537.31	- - - - -	9,338.24
SUSPENSE, OVERSEAS PRIVATE INVESTMENT CORPORATION	NO YEAR 71	6875	63,914.35	- - - - -	-1,384.05	- - - - -	65,298.40 :
TOTAL, FUNDS APPROPRIATED TO THE PRESIDENT . . . . .			3,867,902.74	- - - - -	-859,633.04	- - - - -	4,727,535.78

DEPARTMENT OF AGRICULTURE							
INDEMNITY FUND, AGRICULTURAL STABILIZATION AND CONSERVATION COUNTY COMMITTEES, AGRICULTURAL STABILIZATION AND CONSERVATION SERVICE (T)	NO YEAR 12	6095	92,097.49	- - - - -	- - - - -	- - - - -	92,097.49
EMPLOYEES' PAYROLL ALLOTMENT ACCOUNT, UNITED STATES SAVINGS BONDS MANAGEMENT DATA SERVICE CENTER, AGRICULTURE	NO YEAR 12	6050 6	737,694.47	- - - - -	737,694.47	- - - - -	- - - - -
FOREIGN AGRICULTURAL SERVICE	NO YEAR 12	6050 29	1,538.48	- - - - -	-346.13	- - - - -	1,884.61
CENTRAL VOUCHER PAYMENT CENTER, AGRICULTURE	NO YEAR 12	66.5 J 40	1,286,473.61	- - - - -	-779,248.98	- - - - -	2,065,722.59
	SUBTOTAL 12	66.5 J	2,025,706.56	- - - - -	-41,900.64	- - - - -	2,067,607.20
WITHHELD CITY INCOME TAXES MANAGEMENT DATA SERVICE CENTER, AGRICULTURE	NO YEAR 12	66.57 6	2.02	- - - - -	2.02	- - - - -	- - - - -
CENTRAL VOUCHER PAYMENT CENTER, AGRICULTURE	NO YEAR 12	66.57 40	351.18	- - - - -	362.17	- - - - -	-11.99
	SUBTOTAL 12	66.57	352.20	- - - - -	364.19	- - - - -	-11.99
WITHHELD STATE INCOME TAXES MANAGEMENT DATA SERVICE CENTER AGRICULTURAL STABILIZATION AND CONSERVATION SERVICE	NO YEAR 12	66.7 J 6	-39.78	- - - - -	-39.78	- - - - -	- - - - -
CENTRAL VOUCHER PAYMENT CENTER, AGRICULTURE	NO YEAR 12	66.7 J 33	306,288.40	- - - - -	57,772.71	- - - - -	248,515.69
	NO YEAR 12	66.7 J 40	15,460.52	- - - - -	-16.08	- - - - -	15,476.60
	SUBTOTAL 12	66.7 J	321,749.14	- - - - -	51,716.85	- - - - -	263,992.29
REDEMPTION FUND, FOOD STAMP COUPONS, FOOD AND NUTRITION SERVICE	NO YEAR 12	6185	333,981,038.95	- - - - -	172,654,201.37	- - - - -	161,326,837.58
TIMBER SALES DEPOSITS, FOREST SERVICE	NO YEAR 12	6304	29,780,726.70	- - - - -	-291,695,772.93	- - - - -	321,476,499.63
PAYMENT OF PRINCIPAL AND INTEREST ON FARMERS HOME ADMINISTRATION INSURED NOTES AND CERTIFICATES OF BENEFICIAL OWNERSHIP	NO YEAR 12	65 6	2,615,380.00	- - - - -	-1,010,311.73	- - - - -	3,625,691.73
SUSPENSE:							
MANAGEMENT DATA SERVICE CENTER	NO YEAR 12	6875 6	-219.00	- - - - -	-219.00	- - - - -	- - - - -
OFFICE OF MANAGEMENT SERVICES	NO YEAR 12	6875 7	105,723.30	- - - - -	105,723.30	- - - - -	- - - - -
SOIL CONSERVATION SERVICE	NO YEAR 12	6875 10	43,559.51	- - - - -	7,560.42	- - - - -	35,999.09
FOREST SERVICE	NO YEAR 12	6875 11	8,926,721.92	- - - - -	1,212,622.59	- - - - -	7,714,099.33
AGRICULTURAL RESEARCH SERVICE	NO YEAR 12	6875 14	7,328.00	- - - - -	4,886.00	- - - - -	2,442.00
ANIMAL AND PLANT HEALTH INSPECTION SERVICE	NO YEAR 12	6875 16	2,528.04	- - - - -	112.69	- - - - -	2,415.35
AGRICULTURAL MARKETING SERVICE	NO YEAR 12	6875 25	55,002.72	- - - - -	-8,700.00	- - - - -	63,702.72
FOREIGN AGRICULTURAL SERVICE	NO YEAR 12	6875 29	21,908.00	- - - - -	-42.95	- - - - -	21,950.95
RURAL ELECTRIFICATION ADMINISTRATION	NO YEAR 12	6875 31	5.63	- - - - -	5.26	- - - - -	.37
AGRICULTURAL STABILIZATION AND CONSERVATION SERVICE	NO YEAR 12	6875 33	-5,963.14	- - - - -	-4,832.20	- - - - -	-1,130.94
FOOD SAFETY AND QUALITY SERVICE	NO YEAR 12	6875 37	- - - - -	- - - - -	-8,370.87	- - - - -	8,370.87
CENTRAL VOUCHER PAYMENT CENTER, AGRICULTURE	NO YEAR 12	6875 40	-377,439.43	- - - - -	2,141,624.55	- - - - -	-2,519,063.98
	SUBTOTAL 12	6875	8,779,155.55	- - - - -	3,450,369.79	- - - - -	5,328,785.76
TOTAL, DEPARTMENT OF AGRICULTURE . . . . .			377,596,166.59	- - - - -	-116,585,333.10	- - - - -	494,181,499.69

FOOTNOTES AT END OF CHAPTER

Appropriations, Outlays, and Balances - Continued

Appropriation or Fund Account		Account symbol			Balances beginning of fiscal year	Appropriations and other obligatory authority	Transfers, borrowings, and investments (net)	Outlays (net)	Balances withdrawn and other transactions	Balances end of fiscal year <sup>2/</sup>
Title <sup>1/</sup>	Period of availability	Dept. Reg.	Account Tr. No. From	Sub. No.						
DEPARTMENT OF COMMERCE										
FEDERAL SHIP FINANCING ESCROW FUND, FUND, MARITIME ADMINISTRATION (T)	NO YEAR 13		6012		\$1,069,615.72	- - - - -	- \$819,416.07	- - - - -		\$1,889,031.79
EMPLOYEES' PAYROLL ALLOTMENT ACCOUNT, UNITED STATES SAVINGS BONDS OFFICE OF THE SECRETARY BUREAU OF THE CENSUS	NO YEAR 13		6050	1	32,718.74	- - - - -				30,878.12
NATIONAL BUREAU OF STANDARDS	NO YEAR 13		6050	4	36,546.19	- - - - -	1,840.62	- - - - -		41,696.50
PATENT AND TRADEMARK OFFICE	NO YEAR 13		6050	6	39,796.33	- - - - -	-5,150.31	- - - - -		36,693.88
NATIONAL OCEANIC AND ATMOSPHERIC ADMINISTRATION	NO YEAR 13		6050	10	28,352.02	- - - - -	3,102.45	- - - - -		30,101.11
MARITIME ADMINISTRATION	NO YEAR 13		6050	14	98,773.97	- - - - -	-1,749.09	- - - - -		400,858.77
	NO YEAR 13		6050	17	36,575.43	- - - - -	-302,084.80	- - - - -		14,528.51
	SUBTOTAL 13		6050		272,762.68	- - - - -	22,046.92	- - - - -		554,756.89
WITHHELD CITY INCOME TAXES OFFICE OF THE SECRETARY OF COMMERCE BUREAU OF THE CENSUS	NO YEAR 13		6057	1	2,817.69	- - - - -	4,923.59	- - - - -		-2,105.90
NATIONAL OCEANIC AND ATMOSPHERIC ADMINISTRATION	NO YEAR 13		6057	4	3,708.26	- - - - -	-184.69	- - - - -		3,892.95
MARITIME ADMINISTRATION	NO YEAR 13		6057	14	15,487.47	- - - - -	-9,456.50	- - - - -		24,943.97
	NO YEAR 13		6057	17	1,906.15	- - - - -	-711.38	- - - - -		2,617.53
	SUBTOTAL 13		6057		23,919.57	- - - - -	-5,428.98	- - - - -		29,348.55
EMPLOYEES ALLOTMENT ACCOUNT, NATIONAL OCEANIC AND ATMOSPHERIC ADMINISTRATION	NO YEAR 13		6062	14	15,551.43	- - - - -	-2,699,564.06	- - - - -		2,715,115.49
PRIBILOF ISLANDS CANTEENS, NATIONAL OCEANIC AND ATMOSPHERIC ADMINISTRATION	NO YEAR 13		6064		41,868.22	- - - - -	30,717.29	- - - - -		11,150.93
WITHHELD STATE INCOME TAXES OFFICE OF THE SECRETARY BUREAU OF THE CENSUS	NO YEAR 13		6070	1	441,676.19	- - - - -	26,999.74	- - - - -		414,676.45
PATENT AND TRADEMARK OFFICE	NO YEAR 13		6070	4	350,852.93	- - - - -	-48,020.43	- - - - -		398,873.36
NATIONAL OCEANIC AND ATMOSPHERIC ADMINISTRATION	NO YEAR 13		6070	10	466,350.80	- - - - -	707,377.44	- - - - -		-241,026.64
MARITIME ADMINISTRATION	NO YEAR 13		6070	14	871,066.98	- - - - -	-817,564.75	- - - - -		1,688,631.73
	NO YEAR 13		6070	17	169,652.33	- - - - -	132,886.38	- - - - -		36,765.95
	SUBTOTAL 13		6070		2,299,599.23	- - - - -	1,678.38	- - - - -		2,297,920.85
UNEARNED FEES, PATENT AND TRADEMARK OFFICE (T)	NO YEAR 13		6542		2,201,012.67	- - - - -	-150,242.32	- - - - -		2,351,254.99
SUSPENSE:										
OFFICE OF THE SECRETARY BUREAU OF THE CENSUS	NO YEAR 13		6875	1	45,324.15	- - - - -		- - - - -		42,440.66
NATIONAL BUREAU OF STANDARDS	NO YEAR 13		6875	4	2,400.29	- - - - -	2,883.49	- - - - -		7,509.07
PATENT AND TRADEMARK OFFICE	NO YEAR 13		6875	6	213.81	- - - - -	-5,108.78	- - - - -		213.81
NATIONAL OCEANIC AND ATMOSPHERIC ADMINISTRATION	NO YEAR 13		6875	10	4,397.56	- - - - -	-9,569.01	- - - - -		13,966.57
MARITIME ADMINISTRATION	NO YEAR 13		6875	14	707,837.86	- - - - -	-110,573.14	- - - - -		818,411.00
	NO YEAR 13		6875	17	652,746.05	- - - - -	511,131.94	- - - - -		141,614.11
	SUBTOTAL 13		6875		1,412,919.72	- - - - -	388,764.50	- - - - -		1,024,155.22
PROCEEDS FROM SALE OF SURPLUS PROPERTY, DEPARTMENT OF COMMERCE	NO YEAR 13		6887		490.90	- - - - -	-9.33	- - - - -		500.23
TOTAL, DEPARTMENT OF COMMERCE . . . . .					7,337,740.14	- - - - -	-3,535,494.80	- - - - -		10,873,234.94
DEPARTMENT OF DEFENSE										
MILITARY										
DEPARTMENT OF THE ARMY										
PROCEEDS OF SALES OF LOST, ABANDONED, OR UNCLAIMED PERSONAL PROPERTY, ARMY (T)	NO YEAR 21		6001		294,047.19	- - - - -	-136,176.17	- - - - -		430,223.36





Appropriations, Outlays, and Balances - Continued

Appropriation or Fund Account		Account symbol			Balances beginning of fiscal year	Appropriations and other obligational authority	Transfers, borrowings, and investments (net)	Outlays (net)	Balances withdrawn and other transactions	Balances end of fiscal year 2/
Title 1/	Period of availability	Dept. Reg	Account Tr From No.	Sub No.						
DEPARTMENT OF DEFENSE-CONTINUED										
MILITARY-CONTINUED										
DEPARTMENT OF THE NAVY										
PROCEEDS OF SALES OF LOST, ABANDONED, OR UNCLAIMED PERSONAL PROPERTY, NAVY (T)	NO YEAR 17		6601		\$270,422.86	-	-	-86,105.39	-	\$356,528.25
PERSONAL FUNDS OF DECEASED, MENTALLY INCOMPETENT OR MISSING PERSONNEL, NAVY (T)	NO YEAR 17		6602		2,626.89	-	-	-1,729.57	-	4,356.46
PAY OF THE NAVY, DEPOSIT FUND (T)	NO YEAR 17		6625		8,152,776.93	-	-	6,068,548.49	-	2,084,228.44
PAY OF MARINE CORPS, DEPOSIT FUND (T)	NO YEAR 17		6626		5,855,584.70	-	-	1,328,670.76	-	4,526,913.94
EMPLOYEES' PAYROLL ALLOTMENT ACCOUNT, UNITED STATES SAVINGS BONDS, DEPARTMENT OF THE NAVY	NO YEAR 17		6650		7,502,964.46	-	-	-2,543,215.51	-	10,046,179.97
WITHHELD CITY INCOME TAXES, NAVY	NO YEAR 17		6657		266,930.27	-	-	96,510.51	-	170,419.76
WITHHELD STATE INCOME TAXES, NAVY	NO YEAR 17		6670		13,892,743.89	-	-	-725,617.37	-	14,618,361.26
WITHHELD ALLOTMENT OF COMPENSATION FOR PAYMENT OF EMPLOYEE ORGANIZATION DUES, NAVY	NO YEAR 17		6675		223,579.52	-	-	129,019.61	-	94,559.91
WITHHELD ALLOTMENT OF COMPENSATION FOR CHARITABLE CONTRIBUTIONS, NAVY	NO YEAR 17		6683		44,694.93	-	-	-42,973.76	-	465,668.69
AMOUNTS WITHHELD FOR CIVILIAN PAY ALLOTMENTS, NAVY	NO YEAR 17		6134		1,062,866.38	-	-	1,062,866.38	-	-
SERVICEMEN'S GROUP LIFE INSURANCE FUND, SUSPENSE, NAVY	NO YEAR 17		6434		-2,274.76	-	-	-	-	-2,274.76
CIVILIAN EMPLOYEES ALLOTMENT ACCOUNT, NAVY	NO YEAR 17		6703		-4,575.53	-	-	-4,575.53	-	-
COMMERCIAL COMMUNICATION SERVICE, NAVY	NO YEAR 17		6706		475,147.32	-	-	184,536.72	-	290,610.60
GAINS AND DEFICIENCIES ON EXCHANGE TRANSACTIONS, NAVY	1978 17		6763		-	-	-	-	-	-
	1977				10,372.61	-	-	-36,638.19	-	36,638.19
	SUBTOTAL 17		6763		10,372.61	-	-	10,372.61	-	-
HOUSING RENTALS, NAVY	NO YEAR 17		6850		4,763,118.86	-	-	-26,265.58	-	36,638.19
						-	-	-233,449.36	-	4,996,568.22
SUSPENSE, DEPARTMENT OF THE NAVY	NO YEAR 17		6875		67,852,730.74	-	-	-26,586,954.48	-	94,439,685.22
ACCOUNTS PAYABLE, CHECK ISSUE UNDERDRAFTS, NAVY	NO YEAR 17		6999		20,002.14	-	-	15,084.35	-	4,917.79
TOTAL, DEPARTMENT OF THE NAVY . . . . .					110,389,712.21	-	-	-21,743,649.73	-	132,133,361.94
DEPARTMENT OF THE AIR FORCE										
PROCEEDS OF SALES OF LOST, ABANDONED, OR UNCLAIMED PERSONAL PROPERTY, AIR FORCE (T)	NO YEAR 57		6601		173,920.03	-	-	-33,915.14	-	207,835.17

PERSONAL FUNDS OF DECEASED, MENTALLY INCOMPETENT OR MISSING PERSONNEL, AIR FORCE (T)													13,949.26
PAY OF THE AIR FORCE, DEPOSIT FUND (T)	6002		13,949.26										13,949.26
	6010		30,861,319.17					11,486,063.31					19,375,255.86
EMPLOYEES' PAYROLL ALLOTMENT ACCOUNT, UNITED STATES SAVINGS BONDS, DEPARTMENT OF THE AIR FORCE													11,811,954.84
	6050		12,570,723.47					758,788.63					273,988.23
	6057		443,304.31					169,316.08					
WITHHELD CITY INCOME TAXES, AIR FORCE													
ESTATES OF DECEASED AIRMEN, REGULAR AIR FORCE (T)													508.00
	6060	1978	912.92					-508.00					912.92
		1977	171.67										171.67
		1976	759.56										759.56
		1975	754.35										754.35
		1974	396.42										396.42
		1973	396.42										396.42
		SUBTOTAL	3,040.92					-111.58					3,152.50
WITHHELD STATE INCOME TAXES, AIR FORCE													15,210,509.94
	607		15,267,570.89					57,060.95					
WITHHELD ALLOTMENT OF COMPENSATION FOR PAYMENT OF EMPLOYEE ORGANIZATION DUES, AIR FORCE													26,189.37
	6075		27,691.26					1,501.89					
WITHHELD ALLOTMENT OF COMPENSATION FOR CHARITABLE CONTRIBUTIONS, AIR FORCE													23,620.21
	6083		24,774.41					1,154.20					
UNCLAIMED MONEYS DUE CREDITORS OF CONTRACTORS WITH THE UNITED STATES UNDER COST-PLUS-A-FIXED-FEE CONTRACTS, DEPARTMENT OF THE AIR FORCE (T)													6,731.32
	6090		6,731.32										
WITHHELD EMPLOYEE CONTRIBUTIONS, STATE OR TERRITORIAL RETIREMENT, AIR FORCE													31,162.15
	6105		9,738.87					-21,423.28					
EMPLOYER CONTRIBUTIONS, STATE OR TERRITORIAL RETIREMENT, AIR FORCE													769.30
	6108		584.76					-184.54					
WITHHELD EMPLOYEE CONTRIBUTIONS, STATE OR TERRITORIAL DISABILITY BENEFITS, AIR FORCE													19,543.84
	6112		12,181.57					-7,362.27					
EMPLOYEE AND EMPLOYER CONTRIBUTIONS, FOREIGN GOVERNMENT SOCIAL SECURITY AND RELATED PROGRAMS, AIR FORCE													497,158.61
	6130		537,996.21					40,837.60					
EMPLOYEE AND EMPLOYER CONTRIBUTIONS, PRIVATE INSURANCE PLANS, AIR FORCE													6,490.73
	6131		6,780.88					290.15					
AMOUNTS WITHHELD FOR CIVILIAN PAY ALLOTMENTS, AIR FORCE													1,293.16
	6134		1,165.12					-128.14					
AMOUNTS WITHHELD FOR GROUP LIFE INSURANCE, NATIONAL GUARD MEMBERS, AIR FORCE													56,001.85
	6136		41,134.57					-14,867.28					
SUSPENSE, DEPARTMENT OF THE AIR FORCE													19,439,660.46
	6875		14,201,312.02					-5,238,348.44					
AIR TRANSPORTATION, MILITARY AIR TRANSPORT SERVICE, DEPARTMENT OF THE AIR FORCE (T)													189,234.65
	6922		418,349.50					229,114.85					
ACCOUNTS PAYABLE, CHECKS ISSUE UNDERDRAFTS, AIR FORCE													1.01
	6999		367.18					366.17					
TOTAL, DEPARTMENT OF THE AIR FORCE . . . . .			74,622,635.62					7,426,133.16					67,194,502.46

Appropriations, Outlays, and Balances - Continued

Appropriation or Fund Account		Account symbol			Balances beginning of fiscal year	Appropriations and other obligational authority	Transfers, borrowings, and investments (net)	Outlays (net)	Balances withdrawn and other transactions	Balances end of fiscal year <sup>2/</sup>
Title <sup>1/</sup>	Period of availability	Dept. Reg.	Account No. Tr. From	Sub. No.						
DEPARTMENT OF DEFENSE-CONTINUED										
MILITARY-CONTINUED										
OFFICE OF THE SECRETARY OF DEFENSE										
PROCEEDS OF SALE OF LOST, ABANDONED OR UNCLAIMED PERSONAL PROPERTY, OFFICE OF SECRETARY OF DEFENSE (1)	NO YEAR 97		6001		5796.34	-	-	-	-	6796.34
EMPLOYEES' PAYROLL ALLOTMENT ACCOUNT, UNITED STATES SAVINGS BONDS, OFFICE OF THE SECRETARY OF DEFENSE	YEAR 97		6050		-5.63	-	-28.75	-	-	23.12
SUSPENSE, OFFICE OF SECRETARY OF DEFENSE	NO YEAR 97		6071	1	3,727.87	-	238.24	-	-	3,489.63
SUSPENSE, DEFENSE SUPPLY AGENCY	NO YEAR 97		6875	2	1,493.39	-	-	-	-	1,493.39
TOTAL, OFFICE OF THE SECRETARY OF DEFENSE . . . . .					6,011.97	-	209.49	-	-	5,802.48
TOTAL, DEPARTMENT OF DEFENSE, MILITARY. . . . .					217,157,885.89	-	46,207,839.81	-	-	257,365,725.70
CIVIL										
CORPS OF ENGINEERS										
EMPLOYEES' PAYROLL ALLOTMENT ACCOUNT, UNITED STATES SAVINGS BONDS, CORPS OF ENGINEERS, CIVIL	NO YEAR 96		605		1,177,081.03	-	224,692.75	-	-	948,388.28
WITHHELD CITY INCOME TAXES, CORPS OF ENGINEERS, CIVIL	NO YEAR 96		6057		7,294.00	-	9,241.04	-	-	84,535.04
WITHHELD STATE INCOME TAXES, CORPS OF ENGINEERS, CIVIL	NO YEAR 96		6070		2,828,171.39	-	191,701.13	-	-	3,019,872.52
ADVANCES FROM DISTRICT OF COLUMBIA, CORPS OF ENGINEERS, CIVIL	NO YEAR 96		6094		1,836,601.91	-	2,184,254.70	-	-	347,652.79
AMOUNTS WITHHELD FOR CIVILIAN PAY ALLOTMENTS, CORPS OF ENGINEERS	NO YEAR 96		6134		-	-	38.00	-	-	38.00
MONEYS WITHHELD FROM CONTRACTORS, CORPS OF ENGINEERS, CIVIL	NO YEAR 96		6302		570,878.75	-	25,000.00	-	-	545,878.75
SUSPENSE, CORPS OF ENGINEERS, CIVIL	NO YEAR 96		6875		3,180,737.98	-	1,170,556.76	-	-	4,351,294.74
TOTAL, CORPS OF ENGINEERS. . . . .					5,991,561.24	-	3,336,606.80	-	-	9,327,660.12
PANAMA CANAL										
POSTAL SAVINGS AND MONEY ORDER BUSINESS, CANAL ZONE GOVERNMENT	NO YEAR 38		6009		521,977.19	-	436,114.46	-	-	85,862.73
TOTAL, PANAMA CANAL. . . . .					521,977.19	-	436,114.46	-	-	85,862.73

EMPLOYEES' PAYROLL ALLOTMENT ACCOUNT,  
 UNITED STATES SAVINGS BONDS, UNITED  
 STATES SOLDIERS' HOME  
 ESTATE AND PENSION FUNDS, UNITED  
 STATES SOLDIERS' AND AIRMEN'S  
 HOME (T)

NO YEAR 84	665J	628.72				48.91		579.81
NO YEAR 84	6103	65,123.82				2,254.37		62,869.45
TOTAL, UNITED STATES SOLDIERS' HOME		65,752.54				2,303.28		63,449.26
TOTAL, DEPARTMENT OF DEFENSE, CIVIL		6,579,290.97				2,867,681.14		9,446,972.11
TOTAL, DEPARTMENT OF DEFENSE		223,737,176.86				42,117,522.95		266,854,699.81

DEPARTMENT OF ENERGY 3/

EMPLOYEES' PAYROLL ALLOTMENT ACCOUNT,  
 UNITED STATES SAVINGS BONDS  
 DEPARTMENTAL OPERATIONS, DEPARTMENT  
 OF ENERGY  
 POWER MARKETING ADMINISTRATIONS,  
 DEPARTMENT OF ENERGY

NO YEAR 89	6650	1				\$262,428.34		152,543.26
NO YEAR 89	6050	2				32,518.05		-227,157.78
SUBTOTAL 89	6050					294,946.39		-74,614.52

EMPLOYEES' PAYROLL ALLOTMENT ACCOUNT,  
 UNITED STATES SAVINGS BONDS  
 SOUTHWESTERN POWER ADMINISTRATION,  
 DEPARTMENT OF THE INTERIOR  
 BOWENVILLE POWER ADMINISTRATION,  
 DEPARTMENT OF THE INTERIOR  
 SOUTHEASTERN POWER ADMINISTRATION,  
 DEPARTMENT OF THE INTERIOR  
 ALASKA POWER ADMINISTRATION,  
 DEPARTMENT OF THE INTERIOR

NO YEAR 14	6650	2	743.17					
NO YEAR 14	6750	3	32,518.05			-32,518.05		
NO YEAR 14	6750	5	152.50				152.50	
NO YEAR 14	6750	15	447.81				447.81	
SUBTOTAL 14	6750		33,821.53			-32,518.05	1,303.48	-0-

EMPLOYEES' PAYROLL ALLOTMENT ACCOUNT,  
 UNITED STATES SAVINGS BONDS,  
 RESEARCH AND DEVELOPMENT ADMINISTRATION  
 FEDERAL ENERGY ADMINISTRATION

NO YEAR 89	6750		253,006.07			-253,006.07		25,864.00
NO YEAR 92	6750		2,607.26			-2,607.26		

WITHHELD CITY INCOME TAXES,  
 DEPARTMENTAL OPERATIONS,  
 DEPARTMENT OF ENERGY  
 POWER MARKETING ADMINISTRATION,  
 DEPARTMENT OF ENERGY

NO YEAR 89	670	1				1,898,078.59		1,123,381.46
NO YEAR 89	670	2				265,118.49		2,408,103.65
SUBTOTAL 89	670					2,163,197.08		3,531,485.11

WITHHELD CITY INCOME TAXES,  
 FEDERAL ENERGY ADMINISTRATION  
 WITHHELD STATE INCOME TAXES  
 DEPARTMENTAL OPERATIONS,  
 DEPARTMENT OF ENERGY  
 POWER MARKETING ADMINISTRATION,  
 DEPARTMENT OF ENERGY

NO YEAR 89	670	1				777,697.13		
NO YEAR 89	670	2				-1,875,858.06		
SUBTOTAL 89	670					-1,098,160.93		

FOOTNOTES AT END OF CHAPTER

Appropriations, Outlays, and Balances - Continued

Appropriation or Fund Account Title 1/	Period of availability	Account symbol		Balances beginning of fiscal year	Appropriations and other obligatory authority	Transfers, borrowings, and investments (net)	Outlays (net)	Balances withdrawn and other transactions	Balances end of fiscal year 2/
		Dept. Reg.	Tr. From						
DEPARTMENT OF ENERGY-CONTINUED									
WITHHELD STATE INCOME TAXES, SOUTHWESTERN POWER ADMINISTRATION, DEPARTMENT OF INTERIOR	NO YEAR 14	6070	2	\$11,998.81	-	-	\$11,998.81	-	-
BONNEVILLE POWER ADMINISTRATION, DEPARTMENT OF THE INTERIOR	NO YEAR 14	6070	3	205,178.45	-	-205,178.49	-	-	-
SOUTHEASTERN POWER ADMINISTRATION, DEPARTMENT OF THE INTERIOR	NO YEAR 14	6070	5	897.25	-	-	897.25	-	-
ALASKA POWER ADMINISTRATION, DEPARTMENT OF THE INTERIOR	NO YEAR 14	6070	15	13,828.50	-	-	13,828.50	-	-
	SUBTOTAL 14	6070		231,903.01	-	-205,178.49	26,724.56	-	-0-
WITHHELD STATE INCOME TAXES, FEDERAL POWER COMMISSION	NO YEAR 26	6070		.20	-	-.20	-	-	-
WITHHELD STATE INCOME TAXES, ENERGY, RESEARCH AND DEVELOPMENT ADMINISTRATION	NO YEAR 89	6070		1,271,386.19	-	-1,271,386.19	1,854,591.04	-	-81,854,591.04
WITHHELD STATE INCOME TAXES, FEDERAL ENERGY ADMINISTRATION	NO YEAR 92	6070		626,692.20	-	-626,692.20	-	-	-
UNCLAIMED MONEY DUE CREDITORS OF CONTRACTORS WITH THE UNITED STATES UNDER COST-PLUS-A-FIXED-FEE CONTRACTS, DEPARTMENTAL OPERATIONS, DEPARTMENT OF ENERGY	NO YEAR 89	6090		11,035.73	-	-	1,847.61	-	9,195.12
SUSPENSE: DEPARTMENTAL OPERATIONS, DEPARTMENT OF ENERGY	NO YEAR 89	6875	1	-	-	3,066,705.44	-153,902.43	-	3,220,607.87
POWER MARKETING ADMINISTRATION, DEPARTMENT OF ENERGY	NO YEAR 89	6875	2	-	-	30,517.97	-8,363.45	-	38,881.42
	SUBTOTAL 89	6875		-0-	-	3,097,223.41	-162,265.88	-	3,259,489.29
BONNEVILLE POWER ADMINISTRATION, DEPARTMENT OF THE INTERIOR	NO YEAR 14	6875	3	30,517.97	-	-30,517.97	-	-	-
SUSPENSE, FEDERAL POWER COMMISSION	NO YEAR 26	6875		2,949,296.48	-	-2,949,296.48	-	-	-
SUSPENSE, ENERGY, RESEARCH AND DEVELOPMENT ADMINISTRATION	NO YEAR 89	6875		117,408.96	-	-117,408.96	-	-	-
CONTRACT HOLDBACKS, SOUTHWESTERN POWER ADMINISTRATION, POWER MARKETING ADMINISTRATIONS, DEPARTMENT OF ENERGY	NO YEAR 89	6772		-	-	-	-12,914.00	-	12,914.00
TOTAL, DEPARTMENT OF ENERGY. . . . .				5,576,853.68	-	-	713,324.71	-	4,863,528.97
DEPARTMENT OF HEALTH, EDUCATION, AND WELFARE									
DEPOSITS OF SAVINGS, PUBLIC HEALTH SERVICE, DEPARTMENTAL MANAGEMENT (T)	NO YEAR 75	6014	1	2,507.80	-	-	-	-	2,507.80
EMPLOYEES' PAYROLL ALLOTMENT ACCOUNT, UNITED STATES SAVINGS BONDS DEPARTMENTAL MANAGEMENT	NO YEAR 75	6050	1	1,064,252.23	-	-	17,706.31	-	1,046,545.92
WITHHELD CITY INCOME TAXES HEALTH, EDUCATION, AND WELFARE DEPARTMENTAL MANAGEMENT	NO YEAR 75	6057		88,910.89	-	-	88,910.89	-	-
	NO YEAR 75	6057	1	469,653.85	-	-	-129,013.80	-	598,667.65
	SUBTOTAL 75	6057		558,564.74	-	-	-40,102.91	-	598,667.65
PERSONAL FUNDS OF PATIENTS, SAINT ELIZABETH HOSPITAL, ALCOHOL, DRUG ABUSE, AND MENTAL HEALTH ADMINISTRATION (T)	NO YEAR 75	6059		2,429,005.67	-	-	-57,454.04	-	2,486,459.71

DEPARTMENTAL MANAGEMENT	NO YEAR 75	607J	1	11,579,687.23					12,666,832.64
HEALTH SERVICES ADMINISTRATION	NO YEAR 75	607J	3	1,799.52					13,533.66
SOCIAL SECURITY ADMINISTRATION	NO YEAR 75	607J	4	549.44					
NATIONAL INSTITUTES OF HEALTH	NO YEAR 75	607J	8	10.00					
	SUBTOTAL 75	607J		11,582,046.19					12,680,366.30
PERSONAL FUNDS AND EARNINGS OF PATIENTS, NATIONAL INSTITUTES OF HEALTH (I)	NO YEAR 75	6079		10,025.24				5,421.40	4,603.84
PERSONAL FUNDS AND EARNINGS OF PATIENTS, PUBLIC HEALTH SERVICE HOSPITALS, HEALTH SERVICES ADMINISTRATION	NO YEAR 75	6087		70,854.20				13,127.69	57,766.51
NORTHERN MARIANA ISLANDS SOCIAL SECURITY RETIREMENT FUND, SOCIAL SECURITY ADMINISTRATION INVESTMENTS IN PUBLIC DEBT SECURITIES	NO YEAR 75	6139		42,986.95		-524,000.00		-536,873.18	55,860.13
	NO YEAR 75			929,000.00		524,000.00			1,453,000.00
	SUBTOTAL 75	6139		971,986.95				-536,873.18	1,508,860.13
STATE SUPPLEMENTAL SECURITY INCOME PAYMENTS	NO YEAR 75	6504		3,199,000.00				3,199,000.00	
PAYMENTS FOR INFORMATION FURNISHED BY DEPARTMENT OF HEALTH, EDUCATION, AND WELFARE DEPARTMENTAL MANAGEMENT SOCIAL SECURITY ADMINISTRATION	NO YEAR 75	6711	1					-34.40	34.40
	NO YEAR 75	6711	4	27,324.51				13,648.97	16,675.54
	SUBTOTAL 75	6711		27,324.51				13,614.57	16,709.94
SUSPENSE: DEPARTMENTAL MANAGEMENT	NO YEAR 75	6875	1	10,750,725.38				4,304,485.50	6,446,239.88
OFFICE OF EDUCATION	NO YEAR 75	6875	2	3,335,716.67				-203,229.74	3,538,946.41
HEALTH SERVICES ADMINISTRATION	NO YEAR 75	6875	3	549,985.08				308,024.77	241,960.31
SOCIAL SECURITY ADMINISTRATION	NO YEAR 75	6875	4	2,011.24				-21,817.62	23,828.26
HEALTH CARE FINANCING ADMINISTRATION	NO YEAR 75	6875	5	1.20				-69,202.99	69,204.19
GALLAUDET COLLEGE	NO YEAR 75	6875	6	1,120,175.75				-63,035.81	164,237.56
NATIONAL INSTITUTES OF HEALTH	NO YEAR 75	6875	8	1,389.05				31,621.68	-30,232.63
CENTER FOR DISEASE CONTROL	NO YEAR 75	6875	9	54,817.67				-54,445.23	109,262.90
	SUBTOTAL 75	6875		14,795,848.04				4,232,401.16	10,563,446.88
GUARANTEE FUND FOR PAYMENT OF TRANSPORTATION COSTS, SURPLUS PERSONAL PROPERTY TRANSFERRED TO STATES, HEALTH, EDUCATION, AND WELFARE	NO YEAR 75	6898		10,167.22				10,000.10	167.12
REFUND AND WARRANTY PAYMENTS, DISPOSAL OF SURPLUS PROPERTY, HEALTH, EDUCATION, AND WELFARE	NO YEAR 75	6899		28,082.40				-500.00	28,582.40
<b>TOTAL, DEPARTMENT OF HEALTH, EDUCATION, AND WELFARE . . . . .</b>				<b>34,749,705.19</b>				<b>5,755,020.99</b>	<b>28,994,684.20</b>
<b>DEPARTMENT OF HOUSING AND URBAN DEVELOPMENT</b>									
EMPLOYEES' PAYROLL ALLOTMENT ACCOUNT, UNITED STATES SAVINGS BONDS, HOUSING AND URBAN DEVELOPMENT OFFICE OF THE SECRETARY	NO YEAR 86	6050	1	-106,804.71				-442,001.25	335,196.54
WITHHELD CITY INCOME TAXES, OFFICE OF THE SECRETARY, HOUSING AND URBAN DEVELOPMENT	NO YEAR 86	6057	1	58,127.30				-28,721.40	86,848.70
WITHHELD STATE INCOME TAXES, OFFICE OF THE SECRETARY, HOUSING AND URBAN DEVELOPMENT	NO YEAR 86	6070	1	1,488,731.78				254,189.66	1,234,542.12
UNEARNED FEES AND CHARGES, HOUSING AND URBAN DEVELOPMENT	NO YEAR 86	6759		54,546,082.99				2,634,920.76	51,911,162.23
SUSPENSE: OFFICE OF THE SECRETARY	NO YEAR 86	6875	1	824,783.00				-3,343,785.44	4,168,568.44
<b>TOTAL, DEPARTMENT OF HOUSING AND URBAN DEVELOPMENT . . . . .</b>				<b>56,810,920.36</b>				<b>-925,397.67</b>	<b>57,736,318.03</b>

FOOTNOTES AT END OF CHAPTER

Appropriations, Outlays, and Balances - Continued

Appropriation or Fund Account		Account symbol			Balances beginning of fiscal year	Appropriations and other obligational authority	Transfers, borrowings, and investments (net)	Outlays (net)	Balances withdrawn and other transactions	Balances end of fiscal year
Title <sup>1/</sup>	Period of availability	Dept. Reg.	Account Tr From No	Sub. No.						
DEPARTMENT OF THE INTERIOR										
INDIVIDUAL INDIAN MONEY	NO YEAR 14		6039		\$59,973,749.93	-	-	- \$2,220,396.12	-	\$62,194,146.05
EMPLOYEES' PAYROLL ALLOTMENT ACCOUNT, UNITED STATES SAVINGS BONDS										
OFFICE OF THE SECRETARY	NO YEAR 14		6050	1	236,576.72	-	-	918.42	-	235,658.30
TERRITORIAL AFFAIRS	NO YEAR 14		6050	4	1,901.74	-	-	8,049.28	-	-6,147.54
BUREAU OF RECLAMATION	NO YEAR 14		6050	6	69,575.11	-	-	4,433.27	-	65,141.84
HERITAGE CONSERVATION AND RECREATION SERVICE	NO YEAR 14		6050	7	10,875.88	-	-	1,488.02	-	9,387.86
GEOLOGICAL SURVEY	NO YEAR 14		6050	8	57,349.81	-	-	1,012.32	-	56,337.49
BUREAU OF MINES	NO YEAR 14		6050	9	62,024.77	-	-	37,889.15	-	24,135.67
NATIONAL PARK SERVICE	NO YEAR 14		6050	10	41,974.12	-	-	-906.76	-	42,880.88
BUREAU OF LAND MANAGEMENT	NO YEAR 14		6050	11	103,876.45	-	-	-3,196.88	-	107,073.33
MINING ENFORCEMENT AND SAFETY ADMINISTRATION	NO YEAR 14		6050	12	12,802.09	-	- \$12,600.97	201.12	-	-
UNITED STATES FISH AND WILDLIFE SERVICE	NO YEAR 14		6050	16	31,753.03	-	-	-70,361.23	-	102,054.26
OFFICE OF SURFACE MINING RECLAMATION AND ENFORCEMENT	NO YEAR 14		6050	18	-	-	-	-503.75	-	503.75
BUREAU OF INDIAN AFFAIRS	NO YEAR 14		6050	20	65,099.63	-	-	-442.44	-	65,542.07
	SUBTOTAL 14		6050		693,809.35	-	- \$12,600.97	-21,359.53	-	702,567.91
WITHHELD CITY INCOME TAXES										
OFFICE OF THE SECRETARY	NO YEAR 14		6057	1	1,095.54	-	-	-	-	1,095.54
GEOLOGICAL SURVEY	NO YEAR 14		6057	8	9,572.60	-	-	710.94	-	8,861.66
NATIONAL PARK SERVICE	NO YEAR 14		6057	10	25,289.89	-	-	-3,039.33	-	28,929.22
BUREAU OF LAND MANAGEMENT	NO YEAR 14		6057	11	899.18	-	-	-123.27	-	1,022.45
UNITED STATES FISH AND WILDLIFE SERVICE	NO YEAR 14		6057	16	56.20	-	-	-1,202.08	-	1,258.28
BUREAU OF INDIAN AFFAIRS	NO YEAR 14		6057	20	1,253.54	-	-	136,751.25	-	-135,497.71
	SUBTOTAL 14		6057		38,166.95	-	-	132,497.51	-	-94,330.56
WITHHELD STATE INCOME TAXES										
OFFICE OF THE SECRETARY	NO YEAR 14		6070	1	1,361,897.88	-	-	463,841.07	-	898,056.81
TERRITORIAL AFFAIRS	NO YEAR 14		6070	4	152,437.05	-	-	-89,835.29	-	242,272.34
HERITAGE CONSERVATION AND RECREATION SERVICE	NO YEAR 14		6070	7	29,874.15	-	-	15,210.48	-	14,663.67
GEOLOGICAL SURVEY	NO YEAR 14		6070	8	644,274.63	-	-	-18,960.83	-	663,235.46
NATIONAL PARK SERVICE	NO YEAR 14		6070	10	733,373.56	-	-	-59,808.80	-	793,182.36
BUREAU OF LAND MANAGEMENT	NO YEAR 14		6070	11	949,389.28	-	-	161,968.86	-	787,420.42
MINING ENFORCEMENT AND SAFETY ADMINISTRATION	NO YEAR 14		6070	12	234.90	-	-	-450.54	-	-
UNITED STATES FISH AND WILDLIFE SERVICE	NO YEAR 14		6070	16	108,701.20	-	-	-215.64	-	-
BUREAU OF INDIAN AFFAIRS	NO YEAR 14		6070	20	491,015.39	-	-	-497,513.41	-	606,214.61
	SUBTOTAL 14		6070		4,471,198.04	-	- \$450.54	-187,832.62	-	678,848.01
ADVANCES, AUTHORIZED SERVICES, GEOLOGICAL SURVEY (T)	NO YEAR 14		6086		7,355,733.85	-	-	-213,146.18	-	4,683,893.68
								261,681.41	-	7,094,052.44
DEPOSITS OF PROCEEDS OF LANDS WITHDRAWN FOR NATIVE SELECTION										
BUREAU OF INDIAN AFFAIRS	NO YEAR 14		6140		2,816,507.64	-	-	-1,976,248.70	-	4,792,756.34
CONTRACT HOLD-BACKS, RECLAMATION, DEPARTMENT OF THE INTERIOR	NO YEAR 14		6300		9,830,617.93	-	-	574,609.54	-	9,256,008.39
DEPOSITS, ROYALTIES ON LOUISIANA LANDS IN CONTROVERSY, BUREAU OF LAND MANAGEMENT	NO YEAR 14		6708		3,380,035.57	-	-	-79,414.71	-	3,459,450.28
DEPOSITS, OUTER CONTINENTAL SHELF LANDS ACT, AGREEMENT OCTOBER 12, 1956, LOUISIANA, LAND MANAGEMENT	NO YEAR 14		6709		255,552,105.67	-	-	-17,106,620.02	-	272,658,725.69
DEPOSITS, OUTER CONTINENTAL SHELF LANDS ACT, LAND MANAGEMENT	NO YEAR 14		6710		17,238,185.06	-	-	-	-	17,238,185.06

SALE OF MAPS, GEOLOGICAL SURVEY, DEPARTMENT OF THE INTERIOR	NO YEAR 14	6780		83,375.83			79,510.73	3,865.10
UNEARNED MONEYS, BUREAU OF LAND MANAGEMENT (T)	NO YEAR 14	6800		28,109,643.66			-5,019,680.72	33,189,324.38
SUSPENSE:								
OFFICE OF THE SECRETARY	NO YEAR 14	6875	1	131,376.20			-118,372.45	249,748.65
TERRITORIAL AFFAIRS	NO YEAR 14	6875	4	13,498.40			-92,624.56	106,122.96
BUREAU OF RECLAMATION	NO YEAR 14	6875	6	1,546,561.63			-2,212,687.89	3,759,188.72
HERITAGE CONSERVATION AND RECREATION SERVICE	NO YEAR 14	6875	7	-5,548.92			70,377.43	-75,926.35
GEOLOGICAL SURVEY	NO YEAR 14	6875	8	192,311.54			-113,100.35	305,411.89
BUREAU OF MINES	NO YEAR 14	6875	9	937,320.57			-455,921.23	1,393,241.80
NATIONAL PARK SERVICE	NO YEAR 14	6875	10	381,182.66			-103,144.99	484,327.65
BUREAU OF LAND MANAGEMENT	NO YEAR 14	6875	11	65,828,813.69			-1,139,046.15	75,967,859.84
MINING ENFORCEMENT AND SAFETY ADMINISTRATION	NO YEAR 14	6875	12	261,410.53		-201,382.05	60,028.48	
UNITED STATES FISH AND WILDLIFE SERVICE	NO YEAR 14	6875	16	555,728.26			212,948.88	342,779.38
OFFICE OF SURFACE MINING RECLAMATION AND ENFORCEMENT	NO YEAR 14	6875	18				-40,720.00	40,720.00
BUREAU OF INDIAN AFFAIRS	NO YEAR 14	6875	20	1,178,845.99			-131,886.67	1,310,732.66
	SUBTOTAL 14	6875		71,921,446.55		-201,382.05	-13,063,948.70	83,884,067.20

TOTAL, DEPARTMENT OF THE INTERIOR . . . . .

460,624,570.03		-214,433.56	-38,652,515.49	499,062,651.96
----------------	--	-------------	----------------	----------------

DEPARTMENT OF JUSTICE

WITHHELD COUNTY INCOME TAXES, FEDERAL BUREAU OF INVESTIGATION	NO YEAR 15	6644	2				-1,863.60	1,863.60
EMPLOYEES' PAYROLL ALLOTMENT ACCOUNT, UNITED STATES SAVINGS BONDS	NO YEAR 15	6650	1	144,131.56			5,961.01	138,230.55
GENERAL LEGAL ACTIVITIES, JUSTICE	NO YEAR 15	6650	2	113,331.88			13,423.98	99,907.90
FEDERAL BUREAU OF INVESTIGATION	NO YEAR 15	6650	16	-977.51				-977.51
BUREAU OF PRISONS	SUBTOTAL 15	6650		256,485.93			19,324.99	237,160.94
WITHHELD CITY INCOME TAXES	NO YEAR 15	6657	1	130,002.53			28,686.60	101,315.93
GENERAL LEGAL ACTIVITIES, JUSTICE	NO YEAR 15	6657	2	37,984.28			4,100.50	33,877.78
FEDERAL BUREAU OF INVESTIGATION, JUSTICE	SUBTOTAL 15	6657		167,986.81			32,793.10	135,193.71
WITHHELD STATE INCOME TAXES	NO YEAR 15	6670	1	1,858,265.36			-100,138.98	1,958,344.34
GENERAL LEGAL ACTIVITIES, JUSTICE	NO YEAR 15	6670	2	995,241.93			250,593.45	744,648.48
FEDERAL BUREAU OF INVESTIGATION	NO YEAR 15	6670	4	43.77			-4,100.81	4,150.58
LAW ENFORCEMENT ASSISTANCE	NO YEAR 15	6670	8	11.67			100.67	
ADMINISTRATION	NO YEAR 15	6670	10	7,483.90			-28,058	7,764.48
PRISON INDUSTRIES	NO YEAR 15	6670	12	98.64			-80,058	899.22
BUREAU OF PRISONS	SUBTOTAL 15	6670		2,861,180.27			145,373.17	2,715,807.10
IMMIGRATION AND NATURALIZATION SERVICE	NO YEAR 15	6684		9,501,842.77			19,216.26	9,482,626.51
ALIEN PROPERTY FUND, WORLD WAR II (T)	NO YEAR 15	6685		2,298,035.30			-40,114.72	2,341,150.02
FUNDS OF FEDERAL PRISONERS (T)	NO YEAR 15	6696		200,894.45			60,420.55	140,467.90
RETURN OF DEPOSITS TO SECURE PAYMENT OF FINES AND PASSAGE MONEY, IMMIGRATION AND NATURALIZATION SERVICE (T)	NO YEAR 15	6697		24,227,722.30			-1,050,407.96	25,278,130.26
DEPOSITS OF CASH TO SECURE IMMIGRATION BONDS	NO YEAR 15	6698		421,966.45			-20,951.29	442,911.74
UNDISTRIBUTED INTEREST ON UNITED STATES TREASURY BONDS OR NOTES HELD AS COLLATERAL	NO YEAR 15	6875	1	353.64			-443,069.18	443,422.18
SUSPENSE:	NO YEAR 15	6875	2	4,000.00			3,957.50	42.50
GENERAL LEGAL ACTIVITIES, JUSTICE	NO YEAR 15	6875	4	27,557.17			-32,500.31	60,057.48
FEDERAL BUREAU OF INVESTIGATION	SUBTOTAL 15	6875		31,910.17			-471,611.99	5,305,222.16

FOOTNOTES AT END OF CHAPTER



Appropriations, Outlays, and Balances - Continued

Appropriation or Fund Account		Account symbol			Balances beginning of fiscal year	Appropriations and other obligational authority	Transfers, borrowings, and investments (net)	Outlays (net)	Balances withdrawn and other transactions	Balances end of fiscal year 2/
Title 1/	Period of availability	Dept. Reg.	Account Tr. No.	Sub. No.						
DEPARTMENT OF JUSTICE-CONTINUED										
SUSPENSE--CONTINUED										
PRISON INDUSTRIES	NO YEAR 15	6875		8	\$1,666.91	-	\$616.91	-		\$1,050.00
BUREAU OF PRISONS	NO YEAR 15	6875		10	30,769.29	-	9,842.70	-		20,926.59
BUREAU OF NARCOTICS AND DANGEROUS DRUGS	NO YEAR 15	6875		11	909,396.24	-	-	256,207.28	-	673,188.96
IMMIGRATION AND NATURALIZATION SERVICE	NO YEAR 15	6875		12	188,077.41	-	30,885.79	-	-	157,191.62
	SUBTOTAL 15	6875			1,129,909.85	-	277,552.68	-	-	852,357.17
FEEES AND OTHER COLLECTIONS, UNITED STATES MARSHALS	NO YEAR 15	6876			3,946,610.31	-	-	135,632.87	-	3,810,977.44
TOTAL, DEPARTMENT OF JUSTICE . . . . .					45,044,538.61	-	-897,629.94	-	-	45,942,168.55
DEPARTMENT OF LABOR										
EMPLOYEES' PAYROLL ALLOTMENT ACCOUNT, UNITED STATES SAVINGS BONDS, DEPARTMENT OF LABOR	NO YEAR 16	6050			104,900.07	-	\$12,600.97	-10,188.38	-	127,689.42
WITHHELD CITY INCOME TAXES, LABOR	NO YEAR 16	6057			59,679.42	-	-	-13,454.99	-	73,134.41
WITHHELD STATE INCOME TAXES, LABOR	NO YEAR 16	6070			1,518,615.63	-	450.54	-1,434,240.80	-	2,953,306.97
WAGE AND HOUR AND PUBLIC CONTRACTS RESTITUTION FUND, LABOR	NO YEAR 16	6507			3,866,396.96	-	-	-2,471,403.79	-	6,337,800.75
SUSPENSE, DEPARTMENT OF LABOR	NO YEAR 16	6875			7,830,083.88	-	201,382.05	-1,598,830.18	-	9,630,256.11
TOTAL, DEPARTMENT OF LABOR . . . . .					13,379,675.96	-	214,433.56	-5,528,118.14	-	19,122,227.66
DEPARTMENT OF STATE										
INDEMNIFICATION FUNDS, FOREIGN GOVERNMENTS, STATE (T)	NO YEAR 19	6035			5,301,486.95	-	-	-1,243,997.76	-	6,545,484.71
EMPLOYEES' PAYROLL ALLOTMENT ACCOUNT, UNITED STATES SAVINGS BONDS DEPARTMENT OF STATE	NO YEAR 19	6050			165,781.80	-	-	157,375.42	-	8,406.38
INTERNATIONAL BOUNDARY AND WATER COMMISSION, UNITED STATES AND MEXICO	NO YEAR 19	6050		10	4,324.57	-	-	3.77	-	4,320.80
	SUBTOTAL 19	6050			170,106.37	-	-	157,379.19	-	12,727.18
WITHHELD STATE INCOME TAXES DEPARTMENT OF STATE	NO YEAR 19	6070			693,650.29	-	-	483,922.89	-	209,727.40
INTERNATIONAL BOUNDARY AND WATER COMMISSION, UNITED STATES AND MEXICO	NO YEAR 19	6070		10	1,307.14	-	-	-86.28	-	1,393.42
	SUBTOTAL 19	6070			694,957.43	-	-	483,836.61	-	211,120.82
WITHHELD CITY INCOME TAXES, STATE	NO YEAR 19	6057			19,115.15	-	-	-4,123.77	-	23,238.92
PAYMENT OF UNCLAIMED MONEYS, STATE (T)	NO YEAR 19	6133			44,986.68	-	-	-9,976.45	-	54,963.13
MONEYS WITHHELD FROM CONTRACTORS, INTERNATIONAL BOUNDARY AND WATER COMMISSION, STATE	NO YEAR 19	6301			86,371.01	-	-	-361,405.44	-	447,776.45
GENERAL DEPOSITS, DEPARTMENT OF STATE	NO YEAR 19	6755			8,883.12	-	-	-142.40	-	9,025.52

SUSPENSE DEPOSITS, ARCADE, DEPARTMENT OF STATE	NO YEAR 19	6,498.44	-2,522.48						9,020.92
SUSPENSE, DEPARTMENT OF STATE	NO YEAR 19	558,780.72	-96,798.96						655,579.68
SUSPENSE, OFFICE OF FINANCE, STATE	NO YEAR 19	214,266.72	242,778.97						-28,512.25
SUSPENSE, INTERNATIONAL BOUNDARY AND WATER COMMISSION, UNITED STATES AND MEXICO	NO YEAR 19	9,610.44	42,928.02						-33,317.58
ACCOUNTS PAYABLE, CHECK ISSUE UNDERDRAFTS, STATE	NO YEAR 19	27,704.28	-11,659.05						39,363.33
	NO YEAR 19	34.67	34.67						
TOTAL, DEPARTMENT OF STATE . . . . .		7,142,801.98	-8,03,668.85						7,946,470.83
DEPARTMENT OF TRANSPORTATION									
EMPLOYEES' PAYROLL ALLOTMENT ACCOUNT, UNITED STATES SAVINGS BONDS OFFICE OF THE SECRETARY, DEPARTMENT OF TRANSPORTATION	NO YEAR 69								
COAST GUARD	NO YEAR 69	18,135.12	-45,027.24						63,162.36
FEDERAL HIGHWAY ADMINISTRATION	NO YEAR 69		-829,462.50						829,462.50
NATIONAL HIGHWAY TRAFFIC SAFETY ADMINISTRATION	NO YEAR 69	5,859.87	-2,877.93						57,737.80
FEDERAL RAILROAD ADMINISTRATION	NO YEAR 69	18,825.39	345.43						18,479.96
URBAN MASS TRANSPORTATION ADMINISTRATION	NO YEAR 69	5,680.04	18.27						5,661.77
TRANSPORTATION SYSTEMS CENTER	NO YEAR 69	6,159.47	-995.27						7,154.74
FEDERAL AVIATION ADMINISTRATION	NO YEAR 69	8,877.79	-947.52						9,825.31
ALASKA RAILROAD	NO YEAR 69	670,916.56	-678,545.57						1,349,452.13
SUBTOTAL 69	NO YEAR 69	2,815.22	322.82						2,492.40
WITHHELD CITY INCOME TAXES OFFICE OF THE SECRETARY, DEPARTMENT OF TRANSPORTATION	NO YEAR 69	786,259.46	-1,557,169.51						2,343,428.97
FEDERAL HIGHWAY ADMINISTRATION	NO YEAR 69	360.57	-536.13						896.70
NATIONAL HIGHWAY TRAFFIC SAFETY ADMINISTRATION	NO YEAR 69	5,212.21	-553.77						5,765.98
FEDERAL RAILROAD ADMINISTRATION	NO YEAR 69	52.08	-34.26						86.34
URBAN MASS TRANSPORTATION ADMINISTRATION	NO YEAR 69	1,292.16	-288.43						1,580.59
FEDERAL AVIATION ADMINISTRATION	NO YEAR 69	661.36	-1,028.06						1,689.42
SUBTOTAL 69	NO YEAR 69	229,521.28	-1,332.07						230,853.35
WITHHELD STATE INCOME TAXES OFFICE OF THE SECRETARY, DEPARTMENT OF TRANSPORTATION	NO YEAR 69	194.03	-35,894.87						351,088.90
COAST GUARD	NO YEAR 69		-503,388.50						503,388.50
FEDERAL HIGHWAY ADMINISTRATION	NO YEAR 69	307,649.43	-56,369.83						364,019.26
NATIONAL HIGHWAY TRAFFIC SAFETY ADMINISTRATION	NO YEAR 69	84,847.95	-82,705.89						167,553.84
FEDERAL RAILROAD ADMINISTRATION	NO YEAR 69	60,943.66	-5,821.50						66,765.16
URBAN MASS TRANSPORTATION ADMINISTRATION	NO YEAR 69	34,182.88	-30,826.62						65,009.50
FEDERAL AVIATION ADMINISTRATION	NO YEAR 69	5,204,596.32	572,930.46						4,627,665.86
ALASKA RAILROAD	NO YEAR 69	-25,646.84	-25,646.84						
SUBTOTAL 69	NO YEAR 69	5,662,767.43	-482,723.59						6,145,491.02
UNEARNED FEES FOR REGISTRATION AND RECORDATION OF AIRCRAFT, FEDERAL AVIATION ADMINISTRATION (T)	NO YEAR 69	7,231.50	7,231.50						
UNEARNED COPYING FEES, FEDERAL AVIATION ADMINISTRATION (T)	NO YEAR 69	1,175.00	1,175.00						
TERMINATION DEPOSITS, FEDERAL AVIATION ADMINISTRATION	NO YEAR 69	48,827.14	-1,819.25						50,646.39
SUSPENSE: OFFICE OF THE SECRETARY	NO YEAR 69	10,728.71	-11,698.40						22,427.11
COAST GUARD	NO YEAR 69	1,417,908.92	-48,626.57						1,466,535.49
FEDERAL HIGHWAY ADMINISTRATION	NO YEAR 69	2,589.27	-758.33						3,347.60
SUBTOTAL 69	NO YEAR 69	1,451,226.90	-61,083.30						1,492,310.20

FOOTNOTES AT END OF CHAPTER

Appropriations, Outlays, and Balances - Continued

Appropriation or Fund Account Title 1/	Period of availability	Account symbol			Balances beginning of fiscal year	Appropriations and other obligational authority	Transfers, borrowings, and investments (net)	Outlays (net)	Balances withdrawn and other transactions	Balances end of fiscal year 2/
		Dept. Reg.	Account Tr.	Sub No.						
DEPARTMENT OF TRANSPORTATION-CONTINUED										
SUSPENSE-CONTINUED										
NATIONAL HIGHWAY TRAFFIC SAFETY ADMINISTRATION	NO YEAR 69	69	6875	6	-5756.70	-	-2,304.93	-	81,548.23	
FEDERAL RAILROAD ADMINISTRATION	NO YEAR 69	69	6875	7	19,137.79	-	12,769.28	-	6,368.51	
OFFICE OF THE SECRETARY, TRANSPORTATION SYSTEMS CENTER	NO YEAR 69	69	6875	9	10,437.52	-	-9.34	-	10,446.86	
FEDERAL AVIATION ADMINISTRATION	NO YEAR 69	69	6875	13	92,825.98	-	72,115.44	-	63,384.25	
ALASKA RAILROAD	NO YEAR 69	69	6875	25	156,262.00	-	111,812.16	-	84,146.56	
SUBTOTAL			6875		277,706.57	-		-	165,894.41	
PROCEEDS FROM SALE OF SURPLUS PROPERTY, FEDERAL AVIATION ADMINISTRATION	NO YEAR 69	69	6887		7,849.26	-	-8,402.54	-	16,251.80	
TOTAL, DEPARTMENT OF TRANSPORTATION					8,460,142.92	-	-1,994,752.25	-	10,454,895.17	
DEPARTMENT OF THE TREASURY										
PAYMENT OF PRINCIPAL AND INTEREST ON SECURITIES OF VARIOUS GOVERNMENT AGENCIES										
	NO YEAR 20	20	6006	21	6,884,062.82	-	24,551,428.07	-	-17,667,365.25	
PAYMENT OF PRINCIPLE AND INTEREST ON SECURITIES OF VARIOUS GOVERNMENT AGENCIES, ADJUSTMENTS PRIOR TO MAY 1, 1976										
	NO YEAR 20	20	6006	21	378,966.36	-	-	-	378,966.36	
RETURN OF PROCEEDS OF UNDELIVERABLE TREASURY'S CHECKS (T)										
	NO YEAR 20	20	6034		3,510.71	-	-	-	3,510.71	
HUNGARIAN CLAIMS FUND, TREASURY DEPARTMENT (T)										
	NO YEAR 20	20	6041		3,485,819.65	-	2,092,915.70	-	1,392,903.95	
ADVANCES BY THE REPUBLIC OF CHINA FOR PAYMENT OF OBLIGATIONS										
	NO YEAR 20	20	6043		3,623,083.26	-	-	-	3,623,083.26	
PROCEEDS AND PAYMENT OF CERTAIN UNPAID CHECKS										
	NO YEAR 20	20	6045		5,391,924.40	-	-536,403.47	-	5,928,325.87	
PROCEEDS OF WITHHELD FOREIGN CHECKS										
	NO YEAR 20	20	6048		537,035.38	-	1,367.34	-	535,668.04	
UNCLAIMED PARTIAL PAYMENTS ON UNITED STATES SAVINGS BONDS										
	NO YEAR 20	20	6049		69,012.84	-	-119.83	-	69,132.67	
EMPLOYEES' PAYROLL ALLOTMENT ACCOUNT, UNITED STATES SAVINGS BONDS										
	NO YEAR 20	20	6050	1	-	-	-38,605.98	-	380,605.98	
OFFICE OF THE SECRETARY, FEDERAL LAW ENFORCEMENT TRAINING CENTER										
	NO YEAR 20	20	6050	3	2,168.25	-	2,168.25	-	-	
BUREAU OF THE PUBLIC DEBT										
	NO YEAR 20	20	6050	5	31,376.20	-	105,681.96	-	-74,305.76	
INTERNAL REVENUE SERVICE										
	NO YEAR 20	20	6050	9	696,776.54	-	-2,813.20	-	693,866.74	
BUREAU OF THE MINT										
	NO YEAR 20	20	6050	16	234,651.49	-	234,651.49	-	-	
BUREAU OF GOVERNMENT FINANCIAL OPERATIONS, TREASURY										
	NO YEAR 20	20	6050	18	50,992.50	-	10,304.97	-	40,687.53	
UNITED STATES SAVINGS BONDS DIVISION										
	NO YEAR 20	20	6050	24	11,649.76	-	11,649.76	-	-	
SUBTOTAL			6050		1,202,914.74	-	-19,959.75	-	1,040,874.49	
PROCEEDS OF CHECKS FOR SETTLEMENT BY GENERAL ACCOUNTING OFFICE	NO YEAR 20	20	6051		1,947.75	-	16.90	-	1,930.85	
WITHHELD CITY INCOME TAXES										
	NO YEAR 20	20	6057	1	-	-	-101,093.98	-	101,093.98	
OFFICE OF THE SECRETARY, INTERNAL REVENUE SERVICE										
	NO YEAR 20	20	6057	16	333,697.43	-	-6,705.64	-	360,403.07	
BUREAU OF THE MINT										
	NO YEAR 20	20	6057	16	89,739.55	-	89,739.55	-	-	
BUREAU OF GOVERNMENT FINANCIAL OPERATIONS, TREASURY										
	NO YEAR 20	20	6057	18	443,436.98	-	-15.04	-	461,512.07	
SUBTOTAL			6057		-	-	-18,075.07	-	15.00	

ACCOUNT OF CZECHOSLOVAKIA						86,879.36																	86,879.36	
MATURED OBLIGATIONS OF THE DISTRICT OF COLUMBIA (T)																								
PAYMENT OF PRE-1934 BONDS OF THE GOVERNMENT OF THE PHILIPPINES (T)																								
WITHHELD STATE INCOME TAXES OFFICE OF THE SECRETARY FEDERAL LAW ENFORCEMENT TRAINING CENTER																								
BUREAU OF THE PUBLIC DEBT INTERNAL REVENUE SERVICE																								
BUREAU OF ALCOHOL, TOBACCO AND FIREARMS																								
BUREAU OF THE MINT BUREAU OF GOVERNMENT FINANCIAL OPERATIONS, TREASURY																								
RETURN OF MISCELLANEOUS AND EXCESS COLLECTIONS (T)																								
PROCEEDS OF UNDELIVERABLE SAVINGS BOND AND NOTE REDEMPTION CHECKS AND UNCLAIMED SAVINGS BOND AND NOTE REDEMPTION BALANCES (T)																								
SUBSTITUTE CHECK FUND																								
PROCEEDS OF UNDELIVERABLE PUBLIC DEBT AND AGENCY SECURITIES COUPONS, AND CHECKS, EXCEPT SAVINGS BONDS AND CHECKS RELATING THERETO (T)																								
BULGARIAN CLAIMS FUND, TREASURY DEPARTMENT (T)																								
RETURN OF PROCEEDS OF UNDELIVERABLE SAVINGS BOND INTEREST CHECKS (T)																								
PAYMENT OF UNCLAIMED INTEREST ON CERTAIN AWARDS OF THE MIXED CLAIMS COMMISSION, UNITED STATES AND GERMANY (T)																								
RETURN OF PROCEEDS OF REDEMPTION OF GOVERNMENT SECURITIES, INTEREST COUPONS, ETC., THE OWNERS OF WHICH ARE UNKNOWN (T)																								
RETURN OF PROCEEDS OF GOVERNMENT OBLIGATIONS HELD FOR RIGHTFUL OWNERS (T)																								
RUMANIAN CLAIMS FUND, TREASURY DEPARTMENT (T)																								
FUNDS FROM FORMER PRISONERS OF WAR, TREASURY																								
1948 YUGOSLAV CLAIMS FUND, TREASURY DEPARTMENT (T)																								
ITALIAN CLAIMS FUND, TREASURY DEPARTMENT (T)																								
SOVIET CLAIMS FUND, TREASURY DEPARTMENT (T)																								
CZECHOSLOVAKIAN CLAIMS FUND, TREASURY DEPARTMENT (T)																								
POLISH CLAIMS FUND, TREASURY DEPARTMENT (T)																								

Appropriations, Outlays, and Balances - Continued

Appropriation or Fund Account		Account symbol			Balances beginning of fiscal year	Appropriations and other obligational authority	Transfers, borrowings, and investments (net)	Outlays (net)	Balances withdrawn and other transactions	Balances end of fiscal year <sup>2/</sup>
Title <sup>1/</sup>	Period of availability	Dept. Reg.	Account No.	Sub. No.						
DEPARTMENT OF THE TREASURY-CONTINUED										
MEXICAN CLAIMS FUND, TREASURY DEPARTMENT (T)	NO YEAR 20		6127		\$147,093.54	- - - - -	- - - - -	- - - - -	- - - - -	\$147,093.54
PANAMA CLAIMS FUND, TREASURY DEPARTMENT (T)	NO YEAR 20		6128		533.96	- - - - -	- - - - -	- - - - -	- - - - -	533.96
PAYMENT OF UNCLAIMED MONEYS (T)	NO YEAR 20		6133		11,854,078.72	- - - - -	- - - - -	- \$1,267,550.35	- - - - -	13,121,629.07
PREPAYMENTS ON SALES OF PUBLIC DEBT SECURITIES	NO YEAR 20		6203		-3,003,285.90	- - - - -	- - - - -	-51,168,954.59	- - - - -	48,165,668.69
RECLAMATION SUSPENSE ACCOUNT, DEPOSITARY CHECK FORGERY, TREASURY	NO YEAR 20		6400		4,436.87	- - - - -	- - - - -	2,834.68	- - - - -	1,602.19
RECLAMATION SUSPENSE ACCOUNT TRANSACTIONS SUSPENDED PRIOR TO JUNE 1, 1978	NO YEAR 20		6402		17,377,379.59	- - - - -	- - - - -	-3,102,675.13	- - - - -	20,480,054.72
RECLAMATION SUSPENSE ACCOUNT TRANSACTIONS SUSPENDED FROM JUNE 1, 1978 TO SEPTEMBER 30, 1979	NO YEAR 20		6433		- - - - -	- - - - -	- - - - -	686.94	- - - - -	-686.94
SECRETARY OF THE TREASURY, DEPARTMENT OF DEFENSE, MILITARY PURCHASES OF THE ITALIAN MILITARY ADMINISTRATION	NO YEAR 20		6408		196,536.70	- - - - -	- - - - -	- - - - -	- - - - -	196,536.70
SECRETARY OF THE TREASURY, DIVESTED ENEMY PROPERTY, NATIONALS OF BULGARIA	NO YEAR 20		6410		13,794.19	- - - - -	- - - - -	- - - - -	- - - - -	13,794.19
SECRETARY OF THE TREASURY, DIVESTED ENEMY PROPERTY, NATIONALS OF HUNGARY	NO YEAR 20		6411		88,179.38	- - - - -	- - - - -	90.62	- - - - -	88,088.76
SECRETARY OF THE TREASURY, DIVESTED ENEMY PROPERTY, NATIONALS OF RUMANIA	NO YEAR 20		6412		41,234.04	- - - - -	- - - - -	- - - - -	- - - - -	41,234.04
SAUDI ARABIAN TECHNICAL COOPERATION AGREEMENT	NO YEAR 20		6423		-356,076.92	- - - - -	- - - - -	-2,863,444.46	- - - - -	2,507,367.54
PRESIDENT'S COMMISSION ON PERSONNEL INTERCHANGE	NO YEAR 20		6454		65,781.67	- - - - -	- - - - -	9,546.99	- - - - -	56,234.68
EXCHANGE STABILIZATION FUND ALLOCATION OF SPECIAL DRAWING RIGHTS HOLDINGS OF SPECIAL DRAWING RIGHTS SPECIAL DRAWING RIGHTS CERTIFICATES INVESTMENTS IN PUBLIC DEBT SECURITIES	NO YEAR 20		6550		86,251,496.28	- - - - -	- - - - -	253,895,228.10	- - - - -	36,125,885.86
	NO YEAR 20		6550		-2,669,131,814.83	- - - - -	- - - - -	-269,622,675.33	- - - - -	-2,938,754,490.16
	NO YEAR 20		6550		2,489,275,252.25	- - - - -	- - - - -	452,469,049.23	- - - - -	2,941,684,301.48
	NO YEAR 20		6550		-1,200,000,000.00	- - - - -	- - - - -	-100,000,000.00	- - - - -	-1,300,000,000.00
	NO YEAR 20		6550		2,049,565,090.53	- - - - -	- - - - -	-286,555,991.58	- - - - -	1,763,009,198.95
	SUBTOTAL 20		6550		755,960,024.23	- - - - -	- - - - -	253,895,228.10	- - - - -	502,064,796.13
PROCEEDS FOR UNFUNDING CERTAIN FOREIGN EXCHANGE ACCOUNTS, TREASURY	NO YEAR 20		6701		10,236,262.00	- - - - -	- - - - -	1,102,963.38	- - - - -	9,133,298.62
MISSING UNMATURED UNITED STATES AND CORPORATE COUPONS, TREASURY	NO YEAR 20		6713		913,073.62	- - - - -	- - - - -	349,991.97	- - - - -	563,081.05
GERMAN DEPOSIT ACCOUNT	NO YEAR 20		6715		246,336.12	- - - - -	- - - - -	-10,456.73	- - - - -	256,492.85
1964 YUGOSLAV CLAIMS FUND, TREASURY DEPARTMENT (T)	NO YEAR 20		6132		10,804.09	- - - - -	- - - - -	- - - - -	- - - - -	10,804.09
SMALL DIFFERENCES ACCOUNT, REDEMPTION OF PUBLIC DEBT SECURITIES, BUREAU OF THE PUBLIC DEBT	NO YEAR 20		6718		7,523.41	- - - - -	- - - - -	3,976.50	- - - - -	3,546.91

SMALL DIFFERENCE ACCOUNT FOR DEPOSIT AND CHECK ADJUSTMENTS, BUREAU OF GOVERNMENT FINANCIAL OPERATIONS	NO YEAR 20	6720		57,599.66				-9,586.34		67,186.00
PREPAYMENT GERMAN MIXED CLAIM AGREEMENT OF 1953	NO YEAR 20	6721		4,000,000.00				4,000,000.00		
REIMBURSABLE SERVICES, INTERNAL REVENUE SERVICE	NO YEAR 20	6734		453,321.00				443,981.25		9,339.75
TRUSTEE FUNDS, OFFICE OF COMPTROLLER OF THE CURRENCY	NO YEAR 20	6739		5,483.27				-409.58		5,892.85
GAINS AND DEFICIENCIES ON EXCHANGE TRANSACTIONS, TREASURY	1978 20	6763						663.83		-663.83
	1977			672,458.78				598,152.36		74,306.42
	1976			50,055.68				50,055.68		
	SUBTOTAL 20	6763		722,514.46				648,871.87		73,642.59
RECOVERIES OF AMOUNT PAID ON ERRONEOUS REDEMPTIONS OF PUBLIC DEBT OBLIGATIONS, TREASURY DEPARTMENT	NO YEAR 20	6768		156,096.37				-165,553.90		321,650.27
SUSPENSE, OFFICE OF THE SECRETARY OF THE TREASURY	NO YEAR 20	6770		4,275,791.71						4,275,791.71
SUSPENSE, PUBLIC DEBT, REDEMPTIONS AND OTHER ITEMS	NO YEAR 20	6822		239,397.74				-703,149.07		942,546.81
PAYMENT OF PRINCIPAL AND INTEREST AND COMMISSIONER OF PUBLIC DEBT FEES OF PRIVATELY-OWNED GOVERNMENT SPONSORED AGENCIES, FEDERAL RESERVE BANK OF NEW YORK ACCOUNT	NO YEAR 20	6823		-170,697.36				-86,717.95		-83,979.41
PAYMENT OF REGISTERED INTEREST CHECKS ON CONSOLIDATED FEDERAL LAND BANK BONDS TO BE REIMBURSED BY FEDERAL RESERVE BANK OF NEW YORK	NO YEAR 20	6824		-481.87				2,885.63		-3,367.50
SUSPENSE, SALE OF GOLD	NO YEAR 20	6847						-63,989,773.75		63,989,773.75
SUSPENSE:										
OFFICE OF THE SECRETARY	NO YEAR 20	6875	1	395.00				-24,681.46		25,076.46
BUREAU OF THE PUBLIC DEBT	NO YEAR 20	6875	5	19,403.63				-57,625.86		77,029.49
BUREAU OF CUSTOMS	NO YEAR 20	6875	6	6,933,481.85				192,520.75		6,740,961.10
INTERNAL REVENUE SERVICE	NO YEAR 20	6875	9	65,401.36				-137,356.26		202,757.62
BUREAU OF ALCOHOL, TOBACCO AND FIREARMS	NO YEAR 20	6875	10	90.00				90.00		
UNITED STATES SECRET SERVICE	NO YEAR 20	6875	14	171,026.04				141,484.95		29,541.09
BUREAU OF THE MINT	NO YEAR 20	6875	16	26,678,160.48				4,191,259.02		22,486,901.46
BUREAU OF GOVERNMENT FINANCIAL OPERATIONS, TREASURY	NO YEAR 20	6875	18	1,013,989.43				-71,373,571.45		72,387,560.88
	SUBTOTAL 20	6875		34,881,947.79				-67,067,880.31		101,949,828.10
UNAPPLIED COLLECTIONS, INTERNAL REVENUE SERVICE	NO YEAR 20	6879		65,732,022.26				33,364,079.66		32,367,942.60
ACCOUNTS PAYABLE, CHECK ISSUE UNDERDRAFTS, TREASURY	NO YEAR 20	6999		564,006.07				65,335.10		498,670.97
OTHER	NO YEAR 20	0000		372,445,858.14				-56,399,478.67		428,845,336.81
TOTAL, DEPARTMENT OF THE TREASURY . . . . .				1,317,212,438.49				71,240,354.42		1,245,972,084.07

ENVIRONMENTAL PROTECTION AGENCY										
EMPLOYEES' PAYROLL ALLOTMENT ACCOUNT, UNITED STATES SAVINGS BONDS, ENVIRONMENTAL PROTECTION AGENCY	NO YEAR 68	6050		45,404.68				931.71		44,472.97
WITHHELD CITY INCOME TAXES, ENVIRONMENTAL PROTECTION AGENCY	NO YEAR 68	6057		48,280.71				-16,593.65		64,874.36

FOOTNOTES AT END OF CHAPTER

Appropriations, Outlays, and Balances - Continued

Appropriation or Fund Account		Account symbol				Balances beginning of fiscal year	Appropriations and other obligational authority	Transfers, borrowings, and investments (net)	Outlays (net)	Balances withdrawn and other transactions	Balances end of fiscal year <u>2/</u>
Title <u>1/</u>	Period of availability	Dept. Reg.	Account No.	Sub. No.							
ENVIRONMENTAL PROTECTION AGENCY-CONTINUED											
WITHHELD STATE INCOME TAXES, ENVIRONMENTAL PROTECTION AGENCY	NO YEAR 68		6070		\$638,747.85	-----	-----	-533,683.65	-----	\$672,431.50	
SUSPENSE, ENVIRONMENTAL PROTECTION AGENCY	NO YEAR 68		6875		207,123.25	-----	-----	-1,012,822.57	-----	1,219,945.82	
TOTAL, ENVIRONMENTAL PROTECTION AGENCY . . . . .					939,556.49	-----	-----	-1,062,168.16	-----	2,001,724.65	
GENERAL SERVICES ADMINISTRATION											
EMPLOYEES' PAYROLL ALLOTMENT ACCOUNT, UNITED STATES SAVINGS BONDS, GENERAL SERVICES ADMINISTRATION	NO YEAR 47		6050		303,265.05	-----	-----	-2,167.30	-----	305,432.35	
WITHHELD CITY INCOME TAXES, GENERAL SERVICES ADMINISTRATION	NO YEAR 47		6057		375,915.95	-----	-----	-21,843.19	-----	397,759.14	
WITHHELD STATE INCOME TAXES, GENERAL SERVICES ADMINISTRATION	NO YEAR 47		6070		11,018,371.65	-----	-----	6,313,274.48	-----	4,705,097.17	
BID DEPOSITS, SALE OF SILVER DOLLARS, GENERAL SERVICES ADMINISTRATION	NO YEAR 47		6849		4,310.01	-----	-----	2,824.01	-----	1,486.00	
SUSPENSE, GENERAL SERVICES ADMINISTRATION	NO YEAR 47		6875		26,648,006.24	-----	-----	9,365,881.70	-----	17,282,124.54	
REFUNDS, PROCEEDS OF SALES FROM STRATEGIC AND CRITICAL MATERIALS, GENERAL SERVICES ADMINISTRATION	NO YEAR 47		6886		74,243.47	-----	-----	3,243.54	-----	70,999.93	
PROCEEDS FROM SALE OF SURPLUS PROPERTY, GENERAL SERVICES ADMINISTRATION	NO YEAR 47		6887		12,815,903.92	-----	-----	-6,171,835.17	-----	18,987,739.09	
TRANSPORTATION CHARGES, SALES UNDER AGENCY FOR INTERNATIONAL DEVELOPMENT ASSISTANCE PROGRAMS, GENERAL SERVICES ADMINISTRATION	NO YEAR 47		6888		543,431.53	-----	-----	-----	-----	543,431.53	
TOTAL, GENERAL SERVICES ADMINISTRATION . . . . .					51,783,447.82	-----	-----	9,489,378.07	-----	42,294,069.75	
NATIONAL AERONAUTICS AND SPACE ADMINISTRATION											
EMPLOYEES' PAYROLL ALLOTMENT ACCOUNT, UNITED STATES SAVINGS BONDS, NATIONAL AERONAUTICS AND SPACE ADMINISTRATION	NO YEAR 80		6050		258,908.64	-----	-----	912.27	-----	257,996.37	
WITHHELD CITY INCOME TAXES, NATIONAL AERONAUTICS AND SPACE ADMINISTRATION	NO YEAR 80		6057		911.37	-----	-----	-166.93	-----	1,078.30	
WITHHELD STATE INCOME TAXES, NATIONAL AERONAUTICS AND SPACE ADMINISTRATION	NO YEAR 80		6070		2,211,061.34	-----	-----	-149,200.67	-----	2,360,262.01	

ADVANCES FROM COMMUNICATIONS SATELLITE CORPORATION, NATIONAL AERONAUTICS AND SPACE ADMINISTRATION	NO YEAR 80	6558	161,637,718.31	-5,964,771.95	167,602,490.26
ADVANCES, INTERNATIONAL COOPERATIVE AGREEMENTS, NATIONAL AERONAUTICS AND SPACE ADMINISTRATION	NO YEAR 80	6559	15,216,384.13	-7,304,664.32	157,520,448.45
ADVANCES, DOMESTIC AGREEMENTS, NATIONAL AERONAUTICS AND SPACE ADMINISTRATION	NO YEAR 80	6560	36,198,125.68	6,139,864.49	30,058,261.19
SUSPENSE, NATIONAL AERONAUTICS AND SPACE ADMINISTRATION	NO YEAR 80	6875	2,429,814.22	1,777,915.78	651,898.44
TOTAL, NATIONAL AERONAUTIC AND SPACE ADMINISTRATION . . . . .			352,952,923.69	-5,499,511.33	358,452,435.02

VETERANS ADMINISTRATION

PERSONAL FUNDS OF PATIENTS, VETERANS ADMINISTRATION	NO YEAR 36	6020	59,028,548.98	932,298.58	58,096,250.40
FUNDS DUE INCOMPETENT BENEFICIARIES, VETERANS ADMINISTRATION	NO YEAR 36	6021	61,669.68	1,359.26	60,310.42
EMPLOYEES' PAYROLL ALLOTMENT ACCOUNT, UNITED STATES SAVINGS BONDS, VETERANS ADMINISTRATION	NO YEAR 36	6050	1,521,835.58	-19,657.51	1,541,493.09
WITHHELD CITY INCOME TAXES, VETERANS ADMINISTRATION	NO YEAR 36	6057	512,294.69	-56,122.73	568,417.42
WITHHELD STATE INCOME TAXES, VETERANS ADMINISTRATION	NO YEAR 36	6070	6,792,122.35	-39,212.78	6,831,335.13
SUSPENSE, VETERANS ADMINISTRATION	NO YEAR 36	6875	885,311.60	-710,079.76	1,595,391.36
TOTAL, VETERANS ADMINISTRATION . . . . .			68,801,782.88	108,585.06	68,693,197.82

INDEPENDENT AGENCIES

ACTION

EMPLOYEES' PAYROLL ALLOTMENT ACCOUNT, UNITED STATES SAVINGS BONDS, ACTION	NO YEAR 44	6050	26,159.41	43,392.40	-17,232.99
WITHHELD CITY INCOME TAXES, ACTION	NO YEAR 44	6057	41,684.55	-2,260.53	43,945.08
WITHHELD STATE INCOME TAXES, ACTION	NO YEAR 44	6070	203,668.57	-81,476.11	285,144.68
READJUSTMENT ALLOWANCES, ACTION	NO YEAR 44	6107	6,596,444.69	789,603.32	5,806,840.77
EMPLOYEE AND EMPLOYER CONTRIBUTIONS, FOREIGN GOVERNMENT SOCIAL SECURITY AND RELATED PROGRAMS, ACTION	NO YEAR 44	6130	826.13	277.88	548.25
STIPENDS, ACTION	NO YEAR 44	6201	1,473,282.12	406,213.50	1,067,068.62
SUSPENSE DEPOSITS ABROAD, ACTION	NO YEAR 44	6809	384.64	-192.99	577.63
SUSPENSE, ACTION	NO YEAR 44	6875	226,558.31	-388,723.32	615,321.63
TOTAL, ACTION . . . . .			8,569,047.82	706,834.15	7,862,213.67

FOOTNOTES AT END OF CHAPTER



Appropriations, Outlays, and Balances - Continued

Appropriation or Fund Account		Account symbol			Balances beginning of fiscal year	Appropriations and other obligatory authority	Transfers, borrowings, and investments (net)	Outlays (net)	Balances withdrawn and other transactions	Balances end of fiscal year 2/
Title 1/	Period of availability	Dept. Reg	Account No.	Sub. No.						
INDEPENDENT AGENCIES--CONTINUED										
ADVISORY COUNCIL ON HISTORIC PRESERVATION										
EMPLOYEES' PAYROLL ALLOTMENT ACCOUNT, UNITED STATES SAVINGS BONDS, ADVISORY COUNCIL ON HISTORIC PRESERVATION	NO YEAR 95		6050	23	\$465.00	-	-	-\$388.14	-	\$853.14
WITHHELD STATE INCOME TAXES, ADVISORY COUNCIL ON HISTORIC PRESERVATION	NO YEAR 95		6070	23	2,924.09	-	-	-15,527.98	-	18,452.07
TOTAL, ADVISORY COUNCIL ON HISTORIC PRESERVATION . . . . .					3,389.09	-	-	-15,916.12	-	19,305.21
AMERICAN BATTLE MONUMENTS COMMISSION										
EMPLOYEES' PAYROLL ALLOTMENT ACCOUNT, UNITED STATES SAVINGS BONDS, AMERICAN BATTLE MONUMENTS COMMISSION	NO YEAR 74		6050		792.51	-	-	178.75	-	613.76
WITHHELD STATE INCOME TAXES, AMERICAN BATTLE MONUMENTS COMMISSION	NO YEAR 74		6070		634.55	-	-	98.30	-	536.25
SUSPENSE, AMERICAN BATTLE MONUMENTS COMMISSION	NO YEAR 74		6875		780.97	-	-	458.52	-	322.45
TOTAL, AMERICAN BATTLE MONUMENTS COMMISSION . . . . .					2,208.03	-	-	735.57	-	1,472.46
CIVIL AERONAUTICS BOARD										
EMPLOYEES' PAYROLL ALLOTMENT ACCOUNT, UNITED STATES SAVINGS BONDS, CIVIL AERONAUTICS BOARD	NO YEAR 70		6050		5,495.46	-	-	-52.23	-	5,547.63
WITHHELD STATE INCOME TAXES, CIVIL AERONAUTICS BOARD	NO YEAR 70		6070		126,946.08	-	-	-16,803.13	-	143,749.21
SUSPENSE, CIVIL AERONAUTICS BOARD	NO YEAR 70		6875		67,045.18	-	-	13,654.43	-	53,390.75
TOTAL, CIVIL AERONAUTICS BOARD . . . . .					199,486.66	-	-	-3,200.93	-	202,667.59
CIVIL SERVICE COMMISSION										
EMPLOYEES' PAYROLL ALLOTMENT ACCOUNT, UNITED STATES SAVINGS BONDS, CIVIL SERVICE COMMISSION	NO YEAR 24		6050		57,328.93	-	-	-464.66	-	57,793.59
WITHHELD CITY INCOME TAXES, CIVIL SERVICE COMMISSION	NO YEAR 24		6057		29,001.09	-	-	32,662.68	-	-3,661.59

WITHHELD STATE INCOME TAXES, CIVIL SERVICE COMMISSION	NO YEAR 24	6070	394,555.46	-	-102,390.60	496,952.08
SUSPENSE, CIVIL SERVICE COMMISSION	NO YEAR 24	6875	110,779.36	-	-7,431.51	118,210.87
<b>TOTAL, CIVIL SERVICE COMMISSION</b>			<b>591,664.84</b>	-	<b>-77,631.09</b>	<b>669,294.93</b>
<b>COMMISSION OF FINE ARTS</b>						
EMPLOYEES' PAYROLL ALLOTMENT ACCOUNT, UNITED STATES SAVINGS BONDS, COMMISSION OF FINE ARTS	NO YEAR 95	6050 26	142.50	-	-350.25	498.75
WITHHELD STATE INCOME TAXES, COMMISSION OF FINE ARTS	NO YEAR 95	6070 26	639.00	-	1,633.59	-994.59
<b>TOTAL, COMMISSION OF FINE ARTS</b>			<b>781.50</b>	-	<b>1,277.34</b>	<b>-495.84</b>
<b>COMMODITY FUTURES TRADING COMMISSION</b>						
FEES AND OTHER CHARGES, COMMODITY FUTURES TRADING COMMISSION	NO YEAR 95	6729	945,025.73	-	893,937.73	51,088.00
<b>TOTAL, COMMODITY FUTURES TRADING COMMISSION</b>			<b>945,025.73</b>	-	<b>893,937.73</b>	<b>51,088.00</b>
<b>COMMUNITY SERVICES ADMINISTRATION</b>						
EMPLOYEES' PAYROLL ALLOTMENT ACCOUNT, UNITED STATES SAVINGS BONDS, COMMUNITY SERVICES ADMINISTRATION	NO YEAR 81	6050	16,155.20	-	648.94	15,506.26
WITHHELD CITY INCOME TAXES, COMMUNITY SERVICES ADMINISTRATION	NO YEAR 81	6057	11,453.50	-	3,850.00	7,603.50
WITHHELD STATE INCOME TAXES, COMMUNITY SERVICES ADMINISTRATION	NO YEAR 81	6070	135,534.68	-	54,708.24	80,826.44
SUSPENSE, COMMUNITY SERVICES ADMINISTRATION	NO YEAR 81	6875	7,550.43	-	6,419.36	1,131.07
<b>TOTAL, COMMUNITY SERVICES ADMINISTRATION</b>			<b>170,693.81</b>	-	<b>65,626.54</b>	<b>105,067.27</b>
<b>CONSUMER PRODUCT SAFETY COMMISSION</b>						
EMPLOYEES' PAYROLL ALLOTMENT ACCOUNT, UNITED STATES SAVINGS BONDS, CONSUMER PRODUCT SAFETY COMMISSION	NO YEAR 61	6050	4,548.76	-	-1,838.04	6,386.80
WITHHELD CITY INCOME TAXES, CONSUMER PRODUCT SAFETY COMMISSION	NO YEAR 61	6057	2,485.70	-	-4,821.07	7,306.77
WITHHELD STATE INCOME TAXES, CONSUMER PRODUCT SAFETY COMMISSION	NO YEAR 61	6070	199,432.14	-	-6,028.83	205,460.97
<b>TOTAL, CONSUMER PRODUCT SAFETY COMMISSION</b>			<b>206,466.60</b>	-	<b>-12,687.94</b>	<b>219,154.54</b>

FOOTNOTES AT END OF CHAPTER

Appropriations, Outlays, and Balances - Continued

Appropriation or Fund Account		Account symbol			Balances beginning of fiscal year	Appropriations and other obligational authority	Transfers, borrowings, and investments (net)	Outlays (net)	Balances withdrawn and other transactions	Balances end of fiscal year 2/
Title 1/	Period of availability	Dept. Reg.	Account No.	Sub. No.						
INDEPENDENT AGENCIES-CONTINUED										
EQUAL EMPLOYMENT OPPORTUNITY COMMISSION										
EMPLOYEES' PAYROLL ALLOTMENT ACCOUNT, UNITED STATES SAVINGS BONDS, EQUAL EMPLOYMENT OPPORTUNITY COMMISSION	NU YEAR 45		6050		\$48,435.03	-	-51,126.12	-		\$49,561.15
WITHHELD CITY INCOME TAXES, EQUAL EMPLOYMENT OPPORTUNITY COMMISSION	NU YEAR 45		6057		-38,223.24	-	-3,378.88	-		-34,844.36
WITHHELD STATE INCOME TAXES, EQUAL EMPLOYMENT OPPORTUNITY COMMISSION	NO YEAR 45		6070		479,583.90	-	-63,327.68	-		542,911.58
SUSPENSE, EQUAL EMPLOYMENT OPPORTUNITY COMMISSION	NU YEAR 45		6875		3,117.74	-	-17,176.60	-		20,294.34
TOTAL, EQUAL EMPLOYMENT OPPORTUNITY COMMISSION . . . . .					492,913.43	-	-85,009.28	-		577,922.71
FARM CREDIT ADMINISTRATION										
FEDERAL LAND BANKS FUND										
TRANSFER TO: UNITED STATES TREASURY, SPECIAL AGENT ACCOUNT	NU YEAR 78		6038		-1,303.20	-	-	-		-1,303.20
EMPLOYEES' PAYROLL ALLOTMENT ACCOUNT, UNITED STATES SAVINGS BONDS, FARM CREDIT ADMINISTRATION	NU YEAR 78		6059		6,654.88	-	-438.00	-		7,192.88
FEDERAL INTERMEDIATE CREDIT BANKS FUND										
WITHHELD CITY INCOME TAXES, FARM CREDIT ADMINISTRATION	NU YEAR 78		6057		390.86	-	357.89	-		32.97
WITHHELD STATE INCOME TAXES, FARM CREDIT ADMINISTRATION	NU YEAR 78		6070		32,937.41	-	4,477.32	-		28,460.09
TOTAL, FARM CREDIT ADMINISTRATION . . . . .					38,679.95	-	4,397.21	-		34,282.74
FEDERAL COMMUNICATIONS COMMISSION										
EMPLOYEES' PAYROLL ALLOTMENT ACCOUNT, UNITED STATES SAVINGS BONDS, FEDERAL COMMUNICATIONS COMMISSION	NU YEAR 27		6050		9,034.33	-	-813.72	-		9,848.05
WITHHELD CITY INCOME TAXES, FEDERAL COMMUNICATIONS COMMISSION	NO YEAR 27		6057		-41.17	-	-603.15	-		561.98
WITHHELD STATE INCOME TAXES, FEDERAL COMMUNICATIONS COMMISSION	NU YEAR 27		6070		-2,729.31	-	-183,646.12	-		180,916.81
INTERNATIONAL TELECOMMUNICATION SETTLEMENTS	NU YEAR 27		6089		76,407.61	-	202,826.05	-		563,641.56

FEES, SUSPENSE, FEDERAL COMMUNICATIONS COMMISSION	NO YEAR 27	6725	14,944,538.78	-----	3,087.09	-----	14,941,451.69
SUSPENSE, FEDERAL COMMUNICATIONS COMMISSION	NO YEAR 27	6875	21,333.03	-----	-247.59	-----	21,580.62
TOTAL, FEDERAL COMMUNICATIONS COMMISSION . . . . .			15,738,603.27	-----	2,839.50	-----	15,718,000.71
FEDERAL ENERGY ADMINISTRATION <sup>6/</sup>							
FEDERAL MARITIME COMMISSION							
SUSPENSE, FEDERAL MARITIME COMMISSION	NO YEAR 65	6875	89,060.10	-----	97,627.05	-----	-8,566.95
TOTAL, FEDERAL MARITIME COMMISSION . . . . .			89,060.10	-----	97,627.05	-----	-8,566.95
FEDERAL MEDIATION AND CONCILIATION SERVICE							
EMPLOYEES' PAYROLL ALLOTMENT ACCOUNT, UNITED STATES SAVINGS BONDS, FEDERAL MEDIATION AND CONCILIATION SERVICE	NO YEAR 93	6050	3,874.53	-----	11,654.87	-----	-7,780.34
WITHHELD STATE INCOME TAXES, FEDERAL MEDIATION AND CONCILIATION SERVICE	NO YEAR 93	6070	60,882.14	-----	-10,424.41	-----	71,306.55
TOTAL, FEDERAL MEDIATION AND CONCILIATION SERVICE . . . . .			64,756.67	-----	1,230.46	-----	63,526.21
FEDERAL POWER COMMISSION <sup>5/</sup>							
FEDERAL TRADE COMMISSION							
EMPLOYEES' PAYROLL ALLOTMENT ACCOUNT, UNITED STATES SAVINGS BONDS, FEDERAL TRADE COMMISSION	NO YEAR 29	6050	7,081.51	-----	-8,871.55	-----	15,953.06
WITHHELD CITY INCOME TAXES, FEDERAL TRADE COMMISSION	NO YEAR 29	6057	214.21	-----	486.52	-----	-272.31
WITHHELD STATE INCOME TAXES, FEDERAL TRADE COMMISSION	NO YEAR 29	6070	137,268.42	-----	138,326.14	-----	-1,057.72
SUSPENSE, FEDERAL TRADE COMMISSION	NO YEAR 29	6875	472.57	-----	-----	-----	472.57
TOTAL, FEDERAL TRADE COMMISSION . . . . .			145,036.71	-----	129,941.11	-----	15,095.60
FOREIGN CLAIMS SETTLEMENT COMMISSION							
EMPLOYEES' PAYROLL ALLOTMENT ACCOUNT, UNITED STATES SAVINGS BONDS, FOREIGN CLAIMS SETTLEMENT COMMISSION	NO YEAR 79	6050	264.81	-----	264.81	-----	-----

FOOTNOTES AT END OF CHAPTER

Appropriations, Outlays, and Balances - Continued

Appropriation or Fund Account		Account symbol				Balances beginning of fiscal year	Appropriations and other obligational authority	Transfers, borrowings, and investments (net)	Outlays (net)	Balances withdrawn and other transactions	Balances end of fiscal year <sup>2/</sup>
Title <sup>1/</sup>	Period of availability	Dept. Reg.	Tr. From	Account No.	Sub. No.						
INDEPENDENT AGENCIES-CONTINUED											
FOREIGN CLAIMS SETTLEMENT COMMISSION-CONTINUED											
WAR CLAIMS FUND, FOREIGN CLAIMS SETTLEMENT COMMISSION (T)	NO YEAR 79			6678		\$183,984.06	-----	-----	-530.90	-----	\$184,014.96
TRANSFER TO: TREASURY	NO YEAR 20 79			6078		156,378.33	-----	-----	77,503.86	-----	78,874.47
	SUBTOTAL 79			6078		340,362.39	-----	-----	77,472.96	-----	262,889.43
TOTAL, FOREIGN CLAIMS SETTLEMENT COMMISSION. . . . .						340,627.20	-----	-----	77,737.77	-----	262,889.43
HISTORICAL AND MEMORIAL AGENCIES											
AMERICAN REVOLUTION BICENTENNIAL ADMINISTRATION											
EMPLOYEES' PAYROLL ALLOTMENT ACCOUNT, UNITED STATES SAVINGS BONDS, AMERICAN REVOLUTION BICENTENNIAL ADMINISTRATION	NO YEAR 76			6050	19	453.01	-----	-----	-362.46	-----	815.47
WITHHELD CITY INCOME TAXES, AMERICAN REVOLUTION BICENTENNIAL ADMINISTRATION	NO YEAR 76			6057	19	617.33	-----	-----	-----	-----	617.33
WITHHELD STATE INCOME TAXES, AMERICAN REVOLUTION BICENTENNIAL ADMINISTRATION	NO YEAR 76			6070	19	25,849.36	-----	-----	-305,218.86	-----	331,068.22
TOTAL, AMERICAN REVOLUTION BICENTENNIAL ADMINISTRATION. . . . .						26,919.70	-----	-----	-305,581.32	-----	332,501.02
TOTAL, HISTORICAL AND MEMORIAL AGENCIES. . . . .						26,919.70	-----	-----	-305,581.32	-----	332,501.02
INDIAN CLAIMS COMMISSION											
EMPLOYEES' PAYROLL ALLOTMENT ACCOUNT, UNITED STATES SAVINGS BONDS, INDIAN CLAIMS COMMISSION	NO YEAR 95			6050	1	241.36	-----	-----	271.81	-----	-30.45
WITHHELD STATE INCOME TAXES, INDIAN CLAIMS COMMISSION	NO YEAR 95			6070	1	7,369.81	-----	-----	3,207.06	-----	4,162.75
TOTAL, INDIAN CLAIMS COMMISSION. . . . .						7,611.17	-----	-----	3,478.87	-----	4,132.30
INTERGOVERNMENTAL AGENCIES											
ADVISORY COMMISSION ON INTERGOVERNMENTAL RELATIONS											
EMPLOYEES' PAYROLL ALLOTMENT ACCOUNT, UNITED STATES SAVINGS BONDS, ADVISORY COMMISSION ON INTERGOVERNMENTAL RELATIONS	NO YEAR 55			6050		80.00	-----	-----	-42.50	-----	122.50

WITHHELD STATE INCOME TAXES, ADVISORY COMMISSION ON INTERGOVERNMENTAL RELATIONS	NO YEAR 55	6070		3,352.87	-1,056.66	4,409.53
TOTAL, ADVISORY COMMISSION ON INTERGOVERNMENTAL RELATIONS . . . . .				3,432.87	-1,099.16	4,532.03
APPALACHIAN REGIONAL COMMISSION						
STATE PARTICIPATION, APPALACHIAN REGIONAL COMMISSION	NO YEAR 46	6077		28,286.28	15,820.35	12,465.93
TOTAL, APPALACHIAN REGIONAL COMMISSION . . . . .				28,286.28	15,820.35	12,465.93
DELAWARE RIVER BASIN COMMISSION						
EMPLOYEES' PAYROLL ALLOTMENT ACCOUNT, UNITED STATES SAVINGS BONDS, DELAWARE RIVER BASIN COMMISSION	NO YEAR 46	6050	1	131.25	18.75	112.50
WITHHELD STATE INCOME TAXES, DELAWARE RIVER BASIN COMMISSION	NO YEAR 46	6070	1	435.30	91.75	343.55
TOTAL, DELAWARE RIVER BASIN COMMISSION . . . . .				566.55	110.50	456.05
SUSQUEHANNA RIVER BASIN COMMISSION						
EMPLOYEES' PAYROLL ALLOTMENT ACCOUNT, UNITED STATES SAVINGS BONDS, SUSQUEHANNA RIVER BASIN COMMISSION	NO YEAR 46	6050	5	750.00	-300.00	1,050.00
WITHHELD STATE INCOME TAXES, SUSQUEHANNA RIVER BASIN COMMITTEE	NO YEAR 46	6070	5	-109.60	1,682.46	-1,792.06
TOTAL, SUSQUEHANNA RIVER BASIN COMMISSION . . . . .				640.40	1,382.46	-742.06
TOTAL, INTERGOVERNMENTAL AGENCIES . . . . .				32,926.16	16,214.15	16,711.95
INTERNATIONAL COMMUNICATION <sup>2/</sup> AGENCY						
EMPLOYEES' PAYROLL ALLOTMENT ACCOUNT, UNITED STATES SAVINGS BONDS, INTERNATIONAL COMMUNICATION AGENCY	NO YEAR 67	6050		-260,377.70	-288,355.16	27,977.46
WITHHELD CITY INCOME TAXES, INTERNATIONAL COMMUNICATION AGENCY	NO YEAR 67	6057			-3,262.39	3,262.39
WITHHELD STATE INCOME TAXES, INTERNATIONAL COMMUNICATION AGENCY	NO YEAR 67	6070		286,269.57	-9,481.63	295,751.20
SUSPENSE DEPOSITS ABROAD, INTERNATIONAL COMMUNICATION AGENCY	NO YEAR 67	6809		-53.88	-592.55	538.67

FOOTNOTES AT END OF CHAPTER

Appropriations, Outlays, and Balances - Continued

Appropriation or Fund Account		Account symbol			Balances beginning of fiscal year	Appropriations and other obligational authority	Transfers, borrowings, and investments (net)	Outlays (net)	Balances withdrawn and other transactions	Balances end of fiscal year 2/
Title 1/	Period of availability	Dept. Reg	Account No.	Sub. No.						
INDEPENDENT AGENCIES-CONTINUED										
INTERNATIONAL COMMUNICATION AGENCY-CONTINUED										
SUSPENSE, INTERNATIONAL COMMUNICATION AGENCY	NO YEAR 67		6875		\$9,340.34	-----		-\$11,000.49	-----	\$20,340.83
TOTAL, INTERNATIONAL COMMUNICATION AGENCY . . . . .					35,178.33	-----		-312,692.22	-----	347,870.55
INTERSTATE COMMERCE COMMISSION										
EMPLOYEES' PAYROLL ALLOTMENT ACCOUNT, UNITED STATES SAVINGS BONDS, INTERSTATE COMMERCE COMMISSION	NO YEAR 30		6050		12,472.62	-----		-23,010.27	-----	35,482.89
WITHHELD CITY INCOME TAXES, INTERSTATE COMMERCE COMMISSION	NO YEAR 30		6057		4,877.13	-----		-623.49	-----	5,500.62
WITHHELD STATE INCOME TAXES, INTERSTATE COMMERCE COMMISSION	NO YEAR 30		6070		222,891.89	-----		-18,206.32	-----	241,098.21
UNEARNED FEES, ADMISSION OF ATTORNEYS, INTERSTATE COMMERCE COMMISSION	NO YEAR 30		6174		1,350.00	-----		-8,400.00	-----	9,750.00
SUSPENSE, INTERSTATE COMMERCE COMMISSION	NO YEAR 30		6875		5,585.70	-----		2,474.44	-----	3,111.26
TOTAL, INTERSTATE COMMERCE COMMISSION . . . . .					247,177.34	-----		-47,765.64	-----	294,942.98
NATIONAL CAPITAL PLANNING COMMISSION										
EMPLOYEES' PAYROLL ALLOTMENT ACCOUNT, UNITED STATES SAVINGS BONDS, NATIONAL CAPITAL PLANNING COMMISSION	NO YEAR 95		6050	25	428.71	-----		-152.54	-----	581.25
WITHHELD STATE INCOME TAXES, NATIONAL CAPITAL PLANNING COMMISSION	NO YEAR 95		6070	25	18,560.56	-----		-5,613.24	-----	24,173.80
TOTAL, NATIONAL CAPITAL PLANNING COMMISSION . . . . .					18,989.27	-----		-5,765.78	-----	24,755.05
NATIONAL CREDIT UNION ADMINISTRATION										
EMPLOYEES' PAYROLL ALLOTMENT ACCOUNT, UNITED STATES SAVINGS BONDS, NATIONAL CREDIT UNION ADMINISTRATION	NO YEAR 25		6050		1,779.74	-----		91.20	-----	1,688.54
WITHHELD CITY INCOME TAXES, NATIONAL CREDIT UNION ADMINISTRATION	NO YEAR 25		6057		3,116.22	-----		-807.76	-----	3,923.98

WITHHELD STATE INCOME TAXES, NATIONAL CREDIT UNION ADMINISTRATION	NO YEAR 25	6070	33,754.87			-9,261.07	43,015.94
TOTAL, NATIONAL CREDIT UNION ADMINISTRATION . . . . .			38,650.83			-9,977.63	48,628.46
NATIONAL FOUNDATION ON THE ARTS AND HUMANITIES							
NATIONAL ENDOWMENT FOR THE ARTS							
EMPLOYEES' PAYROLL ALLOTMENT ACCOUNT, UNITED STATES SAVINGS BONDS, NATIONAL FOUNDATION ON THE ARTS AND THE HUMANITIES	NO YEAR 59	6050	579.98			72.62	
WITHHELD STATE INCOME TAXES, NATIONAL FOUNDATION ON THE ARTS AND THE HUMANITIES	NO YEAR 59	6070	30,313.36			30,313.36	
EMPLOYEES' PAYROLL ALLOTMENT ACCOUNT, UNITED STATES SAVINGS BONDS, NATIONAL ENDOWMENT FOR THE ARTS	NO YEAR 59	6050	1			-289.70	289.70
WITHHELD STATE INCOME TAXES, NATIONAL ENDOWMENT FOR THE ARTS	NO YEAR 59	6070	1			-22,050.90	22,050.90
TOTAL, NATIONAL ENDOWMENT FOR THE ARTS . . . . .			30,893.34			-507.36	22,340.60
NATIONAL ENDOWMENT FOR THE HUMANITIES							
EMPLOYEES PAYROLL ALLOTMENT ACCOUNT, UNITED STATES SAVINGS BONDS, NATIONAL ENDOWMENT FOR THE HUMANITIES	NO YEAR 59	6050	2			507.36	103.66
WITHHELD CITY INCOME TAXES, NATIONAL ENDOWMENT FOR THE HUMANITIES	NO YEAR 59	6057	2			-158.46	158.46
WITHHELD STATE INCOME TAXES, NATIONAL ENDOWMENT FOR THE HUMANITIES	NO YEAR 59	6070	2			-17,391.83	17,391.83
TOTAL, NATIONAL ENDOWMENT FOR THE HUMANITIES . . . . .						5.7.36	17,653.95
TOTAL, NATIONAL FOUNDATION ON THE ARTS AND HUMANITIES. . . . .			30,893.34			-9,101.21	39,994.55
NATIONAL LABOR RELATIONS BOARD							
EMPLOYEES' PAYROLL ALLOTMENT ACCOUNT, UNITED STATES SAVINGS BONDS, NATIONAL LABOR RELATIONS BOARD	NO YEAR 63	6050	9,524.55			-2,291.38	11,815.93
WITHHELD CITY INCOME TAXES, NATIONAL LABOR RELATIONS BOARD	NO YEAR 63	6057	210.73			150.33	60.40
WITHHELD STATE INCOME TAXES, NATIONAL LABOR RELATIONS BOARD	NO YEAR 63	6070	3,975.74			1,292.88	2,682.86

FOOTNOTES AT END OF CHAPTER



Appropriations, Outlays, and Balances - Continued

Appropriation or Fund Account		Account symbol			Balances beginning of fiscal year	Appropriations and other obligational authority	Transfers, borrowings, and investments (net)	Outlays (net)	Balances withdrawn and other transactions	Balances end of fiscal year 2/
Title 1/	Period of availability	Dept. Reg	Account No.	Sub. No.						
NATIONAL LABOR RELATIONS BOARD-CONTINUED										
SUSPENSE, NATIONAL LABOR RELATIONS BOARD	NU YEAR 63		6875		\$108,625.93	-	-94,793.04	-		\$203,418.97
TOTAL, NATIONAL LABOR RELATIONS BOARD . . . . .					122,336.95	-	-95,641.21	-		217,978.16
NATIONAL MEDIATION BOARD										
EMPLOYEES PAYROLL ALLOTMENT ACCOUNT, UNITED STATES SAVINGS BONDS, NATIONAL MEDIATION BOARD	NU YEAR 95		6050	24	312.50	-	-123.75	-		436.25
WITHHELD INCOME TAXES, NATIONAL MEDIATION BOARD	NO YEAR 95		6170	24	6,383.87	-	1,168.10	-		5,215.77
TOTAL, NATIONAL MEDIATION BOARD . . . . .					6,696.37	-	1,044.35	-		5,652.02
NATIONAL SCIENCE FOUNDATION										
EMPLOYEES' PAYROLL ALLOTMENT ACCOUNT, UNITED STATES SAVINGS BONDS, NATIONAL SCIENCE FOUNDATION	NO YEAR 49		6050		5,739.10	-	-9,385.89	-		15,124.99
WITHHELD STATE INCOME TAXES, NATIONAL SCIENCE FOUNDATION	NO YEAR 49		6070		438,025.93	-	104,648.22	-		333,377.71
DEPOSITS, NORTH ATLANTIC TREATY ORGANIZATION, NATIONAL SCIENCE FOUNDATION	NO YEAR 49		6138		60,536.63	-	1,307.46	-		59,229.17
SUSPENSE, NATIONAL SCIENCE FOUNDATION	NO YEAR 49		6875		904.00	-	-9,927.75	-		10,831.75
TOTAL, NATIONAL SCIENCE FOUNDATION . . . . .					505,205.66	-	86,642.04	-		418,563.62
NATIONAL TRANSPORTATION SAFETY BOARD										
EMPLOYEES' PAYROLL ALLOTMENT ACCOUNT, UNITED STATES SAVINGS BONDS, NATIONAL TRANSPORTATION SAFETY BOARD	NO YEAR 95		6050	3	-1,958.07	-	-7,269.51	-		5,311.44
WITHHELD CITY INCOME TAXES, NATIONAL TRANSPORTATION SAFETY BOARD	NO YEAR 95		6057	3	18,997.74	-	-544.73	-		19,542.47
WITHHELD STATE INCOME TAXES, NATIONAL TRANSPORTATION SAFETY BOARD	NO YEAR 95		6070	3	26,824.07	-	-36,031.83	-		62,855.90
TOTAL, NATIONAL TRANSPORTATION SAFETY BOARD . . . . .					43,863.74	-	-43,846.07	-		87,709.81

ACCOUNT DESCRIPTION	NO YEAR 31	NO YEAR 31	NO YEAR 31	NO YEAR 31	NO YEAR 31	NO YEAR 31	NO YEAR 31	NO YEAR 31
NUCLEAR REGULATORY COMMISSION								
EMPLOYEES' PAYROLL ALLOTMENT ACCOUNT, UNITED STATES SAVINGS BONDS, NUCLEAR REGULATORY COMMISSION	6050	21,260.06	-69.32	-	-	-	-	21,329.38
WITHHELD CITY INCOME TAXES, NUCLEAR REGULATORY COMMISSION	6057	102.00	-48.60	-	-	-	-	150.60
WITHHELD STATE INCOME TAXES, NUCLEAR REGULATORY COMMISSION	6070	300,498.46	-32,569.05	-	-	-	-	333,067.51
DEPOSITS AND PAYMENTS, COOPERATIVE PROGRAMS, NUCLEAR REGULATORY COMMISSION	6141	4,954,692.82	122,497.64	-	-	-	-	4,832,195.18
NUCLEAR FACILITY FEES IN ADVANCES OF FINAL DETERMINATION OF FEES, NUCLEAR REGULATORY COMMISSION	6205	-	-5,304,560.00	-	-	-	-	5,304,560.00
SUSPENSE, NUCLEAR REGULATORY COMMISSION	6875	785,880.27	560,142.39	-	-	-	-	225,737.88
TOTAL, NUCLEAR REGULATORY COMMISSION		6,062,433.61	-4,654,606.94	-	-	-	-	10,717,040.55

ACCOUNT DESCRIPTION	NO YEAR 60	NO YEAR 60	NO YEAR 60	NO YEAR 60	NO YEAR 60	NO YEAR 60	NO YEAR 60	NO YEAR 60
RAILROAD RETIREMENT BOARD								
EMPLOYEES' PAYROLL ALLOTMENT ACCOUNT, UNITED STATES SAVINGS BONDS, RAILROAD RETIREMENT BOARD	6050	53,946.25	-29,516.25	-	-	-	-	83,462.50
WITHHELD CITY INCOME TAXES, RAILROAD RETIREMENT BOARD	6057	7,679.96	32,307.84	-	-	-	-	-24,627.88
WITHHELD STATE INCOME TAXES, RAILROAD RETIREMENT BOARD	6070	86,896.97	-12,156.54	-	-	-	-	99,053.51
SUSPENSE, RAILROAD RETIREMENT BOARD	6875	15,283.83	660.53	-	-	-	-	14,623.30
TOTAL, RAILROAD RETIREMENT BOARD		163,807.01	-8,704.42	-	-	-	-	172,511.43

ACCOUNT DESCRIPTION	NO YEAR 66	NO YEAR 66	NO YEAR 66	NO YEAR 66	NO YEAR 66	NO YEAR 66	NO YEAR 66	NO YEAR 66
RENEGOTIATION BOARD								
EMPLOYEES' PAYROLL ALLOTMENT ACCOUNT, UNITED STATES SAVINGS BONDS, RENEGOTIATION BOARD	6050	1,491.42	2,715.63	-	-	-	-	-1,224.21
WITHHELD STATE INCOME TAXES, RENEGOTIATION BOARD	6070	18,297.84	-308.48	-	-	-	-	18,606.32
TOTAL, RENEGOTIATION BOARD		19,789.26	2,407.15	-	-	-	-	17,382.11

ACCOUNT DESCRIPTION	NO YEAR 50	NO YEAR 50	NO YEAR 50	NO YEAR 50	NO YEAR 50	NO YEAR 50	NO YEAR 50	NO YEAR 50
SECURITIES AND EXCHANGE COMMISSION								
EMPLOYEES' PAYROLL ALLOTMENT ACCOUNT, UNITED STATES SAVINGS BONDS, SECURITIES AND EXCHANGE COMMISSION	6050	8,277.40	-834.28	-	-	-	-	9,111.68
WITHHELD CITY INCOME TAXES, SECURITIES AND EXCHANGE COMMISSION	6057	8,997.67	-4,767.26	-	-	-	-	13,764.33

FOOTNOTES AT END OF CHAPTER

Appropriations, Outlays, and Balances - Continued

Appropriation or Fund Account		Account symbol				Balances beginning of fiscal year	Appropriations and other obligational authority	Transfers, borrowings, and investments (net)	Outlays (net)	Balances withdrawn and other transactions	Balances end of fiscal year <sup>2/</sup>
Title <sup>1/</sup>	Period of availability	Dept. Reg. To From	Account No.	Sub. No.							
<b>SECURITIES AND EXCHANGE COMMISSION-CONTINUED</b>											
WITHHELD STATE INCOME TAXES, SECURITIES AND EXCHANGE COMMISSION	NO YEAR 50		6070		\$158,260.33	-	-	-21,496.18	-	\$179,756.51	
UNEARNED FEES, SECURITIES AND EXCHANGE COMMISSION (T)	NO YEAR 50		6561		492,431.15	-	-	492,431.15	-	-	
SUSPENSE, SECURITIES AND EXCHANGE COMMISSION	NO YEAR 50		6875		27.03	-	-	-980.78	-	1,007.81	
<b>TOTAL, SECURITIES AND EXCHANGE COMMISSION . . . . .</b>					<b>667,992.98</b>	<b>-</b>	<b>-</b>	<b>464,352.65</b>	<b>-</b>	<b>203,640.33</b>	
<b>SELECTIVE SERVICE SYSTEM</b>											
EMPLOYEES' PAYROLL ALLOTMENT ACCOUNT, UNITED STATES SAVINGS BONDS, SELECTIVE SERVICE SYSTEM	NO YEAR 90		6050		524.84	-	-	147.63	-	377.21	
WITHHELD CITY INCOME TAXES, SELECTIVE SERVICE SYSTEM	NO YEAR 90		6057		-11.62	-	-	-11.62	-	-	
WITHHELD STATE INCOME TAXES, SELECTIVE SERVICE SYSTEM	NO YEAR 90		6070		30,265.19	-	-	221.97	-	30,043.22	
<b>TOTAL, SELECTIVE SERVICE SYSTEM . . . . .</b>					<b>30,778.41</b>	<b>-</b>	<b>-</b>	<b>357.98</b>	<b>-</b>	<b>30,420.43</b>	
<b>SMALL BUSINESS ADMINISTRATION</b>											
EMPLOYEES' PAYROLL ALLOTMENT ACCOUNT, UNITED STATES SAVINGS BONDS, SMALL BUSINESS ADMINISTRATION	NO YEAR 73		6050		47,406.26	-	-	-924.68	-	48,330.94	
WITHHELD CITY INCOME TAXES, SMALL BUSINESS ADMINISTRATION	NO YEAR 73		6057		21,121.54	-	-	-887.03	-	22,008.57	
WITHHELD STATE INCOME TAXES, SMALL BUSINESS ADMINISTRATION	NO YEAR 73		6070		382,503.16	-	-	22,618.69	-	359,884.67	
SUSPENSE, SMALL BUSINESS ADMINISTRATION	NO YEAR 73		6875		-	-	-	193.50	-	-193.50	
<b>TOTAL, SMALL BUSINESS ADMINISTRATION . . . . .</b>					<b>451,030.96</b>	<b>-</b>	<b>-</b>	<b>21,000.48</b>	<b>-</b>	<b>430,030.48</b>	
<b>SMITHSONIAN INSTITUTION</b>											
EMPLOYEES' PAYROLL ALLOTMENT ACCOUNT, UNITED STATES SAVINGS BONDS, SMITHSONIAN INSTITUTION	NO YEAR 33		6050	1	22,388.32	-	-	153,404.88	-	-131,016.56	
EMPLOYEES' PAYROLL ALLOTMENT ACCOUNT, UNITED STATES SAVINGS BONDS, NATIONAL GALLERY OF ART	NO YEAR 33		6050	2	461.66	-	-	379.22	-	82.44	

WITHHELD STATE INCOME TAXES, SMITHSONIAN INSTITUTION	NO YEAR 33	6670	1	207,568.44	-	-66,733.40	274,241.84
WITHHELD STATE INCOME TAXES, NATIONAL GALLERY OF ART	NO YEAR 33	6670	2	31,471.91	-	31,471.91	-
SUSPENSE, SMITHSONIAN INSTITUTION	NO YEAR 33	6875	1	54,557.43	-	26,434.73	28,672.70
<b>TOTAL, SMITHSONIAN INSTITUTION . . . . .</b>				<b>316,337.76</b>		<b>144,957.34</b>	<b>171,380.42</b>

TEMPORARY STUDY COMMISSIONS

EMPLOYEES' PAYROLL ALLOTMENT ACCOUNT, UNITED STATES SAVINGS BONDS NAVAJO AND HOPI RELOCATION COMMISSION	NO YEAR 48	6050	11	828.12	-	-37.00	858.12
NATIONAL COMMISSION ON THE OBSERVANCE OF INTERNATIONAL WOMEN'S YEAR, 1975	NO YEAR 48	6050	25	150.00	-	150.00	-
JOINT FEDERAL-STATE LAND USE PLANNING COMMISSION FOR ALASKA	NO YEAR 48	6050	58	45.00	-	37.50	7.50
<b>SUBTOTAL 48</b>				<b>1,023.12</b>		<b>157.50</b>	<b>865.62</b>
WITHHELD STATE INCOME TAXES NATIONAL COMMISSION ON CONSUMER FINANCE	NO YEAR 48	6070	1	257.34	-	257.34	-
NAVAJO AND HOPI RELOCATION COMMISSION	NO YEAR 48	6070	11	-1,505.24	-	-7,348.12	5,842.88
NATIONAL COMMISSION ON THE OBSERVANCE OF INTERNATIONAL WOMEN'S YEAR, 1975	NO YEAR 48	6070	25	19,529.12	-	19,529.12	-
JOINT FEDERAL-STATE LAND USE PLANNING COMMISSION FOR ALASKA	NO YEAR 48	6070	58	11,148.51	-	8,148.40	3,000.11
<b>SUBTOTAL 48</b>				<b>29,429.73</b>		<b>21,586.74</b>	<b>8,842.99</b>
<b>TOTAL, TEMPORARY STUDY COMMISSIONS . . . . .</b>				<b>30,452.85</b>		<b>21,744.24</b>	<b>9,708.61</b>

UNITED STATES INFORMATION AGENCY <sup>2/</sup>

<b>TOTAL, INDEPENDENT AGENCIES . . . . .</b>				<b>36,457,513.05</b>		<b>-2,866,980.06</b>	<b>39,324,493.11</b>
--	--	--	--	----------------------	--	----------------------	----------------------

DISTRICT OF COLUMBIA

REVENUES AND OUTLAYS, DISTRICT OF COLUMBIA	NO YEAR 95	6595		15,452,508.19	-	15,452,968.19	-
REVENUES AND OUTLAYS, TREASURER, DISTRICT OF COLUMBIA	NO YEAR 95	6595	1	71,347,929.65	-	71,334,706.27	13,223.42
REVENUES AND OUTLAYS, UNEMPLOYMENT COMPENSATION BOARD, DISTRICT OF COLUMBIA	NO YEAR 95	6595	2	4,364,500.24	-	-21,742,282.09	26,106,650.33
<b>TOTAL, DISTRICT OF COLUMBIA . . . . .</b>				<b>91,165,266.12</b>		<b>65,465,392.37</b>	<b>26,119,873.75</b>

UNITED STATES POSTAL SERVICE

NET PROCEEDS FROM SALES AND WITHHOLDING FOR SAVINGS BONDS, POSTAL SERVICE FUND	NO YEAR 18	4020		2,872,162.50	-	-15,200,343.75	36,072,506.25
<b>TOTAL, UNITED STATES POSTAL SERVICE . . . . .</b>				<b>2,872,162.50</b>		<b>-15,200,343.75</b>	<b>36,072,506.25</b>
<b>TOTAL, DEPOSIT FUND ACCOUNTS . . . . .</b>				<b>3,289,834,750.05</b>		<b>-78,442,507.96</b>	<b>3,368,276,838.01</b>

Appropriations, Outlays, and Balances - Continued

1. A (T) appearing in this column denotes that the account by law is a trust account, but for reporting is treated as other than trust.
2. Disposition of negative unexpended balances are the sole responsibility of the administrative agencies.
3. Includes activity transferred from Department of Interior, Energy Research and Development Administration, Federal Energy Administration and Federal Power Commission.
4. Opening balance has been adjusted during the current fiscal year and does not agree with last year's closing balance.

5. Represents:
- Allocation of special drawing rights-----\$269,622,675.33
  - Holdings of special drawing rights-----452,409,049.23
  - Special drawing rights certificates----- 100,000,000.00
  - Net investment in U.S. public debt securities-----286,555,991.58

6. Activity transferred to Department of Energy.
7. Activity transferred from United States Information Agency.
8. Activity transferred to International Communication Agency.

TABLE 2 - TRANSFERS (OTHER THAN APPROPRIATE TRANSFERS - TABLE 1)

Account Symbol	Net Transfers	Details of Transfers		
		Accounts Involved	Amount From Or To (-)	Citation of Law
14X6050(03)	-\$32,518.05	89X6050(02)	-\$32,518.05	91 STAT. 578
14X6050(12)	-12,600.97	16X6050	-12,600.97	91 STAT. 1317
14X6070(03)	-205,178.49	89X6070(02)	-205,178.49	91 STAT. 578
14X6070(12)	-450.54	16X6070	-450.54	91 STAT. 1317
14X6875(03)	-30,517.97	89X6875(02)	-30,517.97	91 STAT. 578
14X6875(12)	-201,382.05	16X6875	-201,382.05	91 STAT. 1317
16X6050	12,600.97	14X6050(12)	12,600.97	91 STAT. 1317
16X6070	450.54	14X6070(12)	450.54	91 STAT. 1317
16X6875	201,382.05	14X6875(12)	201,382.05	91 STAT. 1317
26X6050	-6,761.01	89X6050(01)	-6,761.01	91 STAT. 578
26X6057	-.10	89X6057(01)	-.10	91 STAT. 578
26X6070	-.20	89X6070(01)	-.20	91 STAT. 578
26X6875	-2,949,296.48	89X6875(01)	-2,949,296.48	91 STAT. 578
59X6050	-507.36	59X6050(02)	-507.36	91 STAT. 305
59X6050(02)	507.36	59X6050	507.36	91 STAT. 305
89X6050	-253,060.07	89X6050(01)	-253,060.07	91 STAT. 577
89X6050(01)	262,428.34	26X6050	6,761.01	91 STAT. 578
		89X6050	253,060.07	91 STAT. 577
		92X6050	2,607.26	91 STAT. 577
89X6050(02)	32,518.05	14X6050(03)	32,518.05	91 STAT. 578

Account Symbol	Net Transfers	Details of Transfers		
		Accounts Involved	Amount From Or To (-)	Citation of Law
89X6057	-\$18,802.50	89X6057(01)	-\$18,802.50	91 STAT. 577
89X6057(01)	42,363.03	26X6057	.10	91 STAT. 578
		89X6057	18,802.50	91 STAT. 577
		92X6057	23,560.43	91 STAT. 577
89X6070	-1,271,386.19	89X6070(01)	-1,271,386.19	91 STAT. 577
89X6070(01)	1,898,078.59	26X6070	.20	91 STAT. 578
		89X6070	1,271,386.19	91 STAT. 577
		92X6070	626,692.20	91 STAT. 577
89X6070(02)	205,178.49	14X6070(03)	205,178.49	91 STAT. 578
89X6875	-117,408.96	89X6875(01)	-117,408.96	91 STAT. 577
89X6875(01)	3,066,705.44	26X6875	2,949,296.48	91 STAT. 578
		89X6875	117,408.96	91 STAT. 578
89X6875(02)	30,517.97	14X6875(03)	30,517.97	91 STAT. 578
92X6050	-2,607.26	89X6050(01)	-2,607.26	91 STAT. 577
92X6057	-23,560.43	89X6057(01)	-23,560.43	91 STAT. 577
92X6070	-626,692.20	89X6070(01)	-626,692.20	91 STAT. 577
TOTAL	\$0		\$0	

FOOTNOTES

---

**SECTION III – SUMMARY OF BUDGET**

**AUTHORITY, APPROPRIATIONS,**

**OUTLAYS, AND BALANCES**

---

**Table G - SUMMARY OF BUDGET AUTHORITY**  
(In millions)

Classification	Fiscal Year 1978	Fiscal Year 1977
A. Budget authority available from prior years:		
Unobligated balance	r \$270,827	\$283,724
Obligated balance	r 375,669	315,527
Balance of agencies not reporting obligations	116	79
Less:		
Accounts receivable	r 25,924	22,606
Unfilled customer orders	15,528	20,312
Total authority available, beginning of year	<u>r 605,160</u>	<u>556,412</u>
B. New budget authority:		
Appropriations	539,315	508,729
Unfunded contract authority	22,569	3,450
Authority to borrow from the Treasury and the public	648	-1,074
Less:		
Proprietary receipts from the public	13,856	14,316
Receipts from off-budget Federal agencies	2,768	2,241
Undistributed offsetting receipts	15,772	15,053
Intrabudgetary receipts	27,385	25,885
Less: Withdrawals and other transactions	5,928	4,693
Total new budget authority	<u>496,822</u>	<u>448,917</u>
Total budget authority available during year	<u>1,101,983</u>	<u>1,005,328</u>
C. Outlays (net)	<u>450,758</u>	<u>401,896</u>
D. Budget authority available for subsequent years:		
Unobligated balance	269,393	269,178
Obligated balance	428,680	375,584
Balance of agencies not reporting obligations	132	116
Less:		
Accounts receivable	29,547	25,918
Unfilled customer orders	17,434	15,528
Total authority available, end of year	<u>651,225</u>	<u>603,432</u>

r Revised to include Housing for the Elderly or Handicapped Fund in Budget totals. Also includes opening balance adjustments to the following accounts:

<u>Account Title</u>	<u>Account Symbol</u>
Compensation of Members, House of Representatives	0070200
Mileage of Members, House of Representatives	0070208
Retirement Pay and Medical Benefits for Commissioned Officers, Health Services Administration	75M0379, 7560379 and 7570379

**Table H - SUMMARY OF RECEIPTS, OUTLAYS, AND INVESTMENTS HELD**  
(In millions)

Classifications	Fiscal Year 1978			Securities held as Investments	
	Receipts	Outlays	Excess of Receipts or Outlays	September 30, 1978	September 30, 1977
<b>Federal funds:</b>					
General.....	\$266,881	\$308,502	-\$41,620	\$11,455	\$11,555
Public enterprise.....	-----	12,174	-12,174	-----	-----
Other revolving funds.....	-----	10,057	-10,057	-----	-----
Special funds.....	3,345	947	2,397	-----	-----
Federal fund budget receipts and Federal fund outlays net of receipts offset against outlays.....	270,226	331,680	-61,454	-----	-----
Interfund receipts offset against Federal fund outlays...	169	169	-----	-----	-----
<b>Total Federal fund receipts and outlays.....</b>	<b>270,395</b>	<b>331,849</b>	<b>-61,454</b>	-----	-----
<b>Trust funds:</b>					
Trust revolving funds.....	-----	-1,236	1,236	-----	-----
Other trust funds.....	138,627	127,169	11,458	-----	-----
Trust fund receipts and trust fund outlays net of receipts offset against outlays.....	138,627	125,933	12,693	156,386	144,355
Interfund receipts offset against trust fund outlays.....	32,190	32,190	-----	-----	-----
<b>Total trust fund receipts and outlays.....</b>	<b>170,817</b>	<b>158,123</b>	<b>12,693</b>	-----	-----
<b>Total interfund receipts and outlays (deduct).....</b>	<b><sup>1/</sup> 39,214</b>	<b><sup>1/</sup> 39,214</b>	-----	-----	-----
<b>Net budget receipts and outlays.....</b>	<b>401,997</b>	<b>450,758</b>	<b>-48,761</b>	<b><sup>2/</sup> 169,477</b>	<b><sup>2/</sup> 157,295</b>

Details may not add to totals due to rounding.

<sup>1/</sup> In this table interfund receipts are shown as an adjustment to arrive at total receipts and outlays of trust funds and Federal funds, respectively. Included in total receipts and outlays are \$6,855 million for Fiscal Year 1978 in Federal funds transferred to trust funds for general revenue sharing.

<sup>2/</sup> Includes activity for Off-Budget Federal Agencies in the following amounts:

Amount	Period Ending
\$1,945	September 30, 1978
1,385	September 30, 1977



TABLE I - SUMMARY OF BUDGET APPROPRIATIONS, OUTLAYS, AND BALANCES (BY DEPARTMENT, BY TYPE OF FUND)

	Account symbol		Balances beginning of fiscal year	Appropriations and other obligatory authority	Transfers, borrowings, and investments (net)	Outlays (net)	Balances withdrawn and other transactions	Balances end of fiscal year
	Dept. Account No.	Sub. No.						
<b>LEGISLATIVE BRANCH</b>								
<b>FUND RESOURCES:</b>								
UNDISBURSED FUNDS			\$454,572,636.98	\$1,090,274,347.50	-85,942,000.00	\$1,067,756,783.37	\$43,739,150.98	\$427,409,050.13
PROPRIETARY RECEIPTS FROM THE PUBLIC			-	-18,552,281.42	-	-18,552,281.42	-	-
INTRABUDGETARY RECEIPTS			-	-388,142.35	-	-388,142.35	-	-
UNFUNDED CONTRACT AUTHORITY			7,445,000.00	-	-	-	-	7,445,000.00
INVESTMENTS IN PUBLIC DEBT SECURITIES			1,939,000.00	5,942,000.00	-	-	-	7,881,000.00
ACCOUNTS RECEIVABLE			113,408,109.74	-	-	-	10,377,576.63	103,030,533.11
UNFILLED CUSTOMER ORDERS			84,731,172.20	-	-	-	2,922,631.09	81,808,541.11
<b>FUND EQUITIES:</b>								
UNOBLIGATED BALANCE			-244,330,001.84	-	-	-	-81,959,173.32	-162,370,828.52
ACCOUNTS PAYABLE			-145,461,227.78	-	-	-	27,836,043.16	-117,625,184.62
UNDELIVERED ORDERS			-156,281,296.97	-	-	-	4,035,303.34	-160,245,993.63
<b>TOTAL, LEGISLATIVE BRANCH</b>			<b>3/116,024,392.33</b>	<b>1,071,293,917.73</b>	<b>-</b>	<b>1,048,776,353.60</b>	<b>6,951,574.88</b>	<b>3/131,590,381.58</b>
<b>THE JUDICIARY</b>								
<b>FUND RESOURCES:</b>								
UNDISBURSED FUNDS			51,163,913.79	490,267,722.86	-2,943,000.00	467,768,029.30	12,918,217.07	57,787,350.28
PROPRIETARY RECEIPTS FROM THE PUBLIC			-	-1,543,365.03	-	-1,543,365.03	-	-
INTRABUDGETARY RECEIPTS			-	-31,100,000.00	-	-31,100,000.00	-	-
INVESTMENTS IN PUBLIC DEBT SECURITIES			41,469,000.00	2,943,000.00	-	-	-775,004.68	44,441,200.00
ACCOUNTS RECEIVABLE			440,446.97	-	-	-	-	1,214,451.65
<b>FUND EQUITIES:</b>								
UNOBLIGATED BALANCE			-51,743,121.20	-	-	-	7,368,537.08	-59,111,658.28
ACCOUNTS PAYABLE			-30,027,009.25	-	-	-	1,128,246.35	-31,151,256.60
UNDELIVERED ORDERS			-11,303,230.31	-	-	-	1,842,697.74	-13,145,928.05
<b>TOTAL, THE JUDICIARY</b>			<b>457,624,357.83</b>	<b>-</b>	<b>-</b>	<b>435,124,664.27</b>	<b>27,499,693.56</b>	<b>57,787,350.28</b>
<b>EXECUTIVE OFFICE OF THE PRESIDENT</b>								
<b>FUND RESOURCES:</b>								
UNDISBURSED FUNDS			15,515,391.23	77,666,378.76	-771,634.16	74,566,981.54	4,278,037.04	14,135,117.20
ACCOUNTS RECEIVABLE			2,871,890.33	-	-	-	-1,170,681.67	4,048,572.00
<b>FUND EQUITIES:</b>								
UNOBLIGATED BALANCE			-438,775.76	-	-	-	-417,967.50	-20,808.26
ACCOUNTS PAYABLE			-6,442,657.24	-	-	-	-5,068,387.04	-774,270.20
UNDELIVERED ORDERS			-11,505,848.56	-	-	-	5,832,762.18	-17,388,610.74
<b>TOTAL, EXECUTIVE OFFICE OF THE PRESIDENT</b>			<b>77,666,378.76</b>	<b>-</b>	<b>-771,634.16</b>	<b>74,566,981.54</b>	<b>2,897,763.06</b>	<b>14,135,117.20</b>
<b>FUNDS APPROPRIATED TO THE PRESIDENT</b>								
<b>FUND RESOURCES:</b>								
UNDISBURSED FUNDS			18,906,267,718.31	15,845,428,431.11	-53,775,000.00	13,955,307,039.79	193,475,020.21	20,549,689,089.42
PROPRIETARY RECEIPTS FROM THE PUBLIC			-	-9,480,215,544.67	-	-9,480,215,544.67	-	-
UNFUNDED CONTRACT AUTHORITY			9,230,317,338.62	-	-	-	420,649.00	10,417,510,358.96
AUTHORITY TO BORROW FROM THE TREASURY			5,815,000,000.00	-	-	-	-	5,815,000,000.00
INVESTMENTS IN PUBLIC DEBT SECURITIES			312,515,000.00	57,225,000.00	-	-	-	365,740,000.00
ACCOUNTS RECEIVABLE			192,035,651.62	-	-	-	-	193,662,520.31
UNFILLED CUSTOMER ORDERS			461,406,364.03	-	-	-	-1,626,868.69	462,186,722.91
<b>FUND EQUITIES:</b>								
UNOBLIGATED BALANCE			-11,321,098,424.09	-	-	-	129,836,547.57	-11,450,954,971.66
ACCOUNTS PAYABLE			-870,431,789.63	-	-	-	683,167,908.29	-1,553,599,697.92
UNDELIVERED ORDERS			-22,726,011,858.86	-	-	-	2,073,242,163.16	-24,799,254,022.02
<b>TOTAL, FUNDS APPROPRIATED TO THE PRESIDENT</b>			<b>7,552,826,555.78</b>	<b>-</b>	<b>-</b>	<b>4,475,091,495.12</b>	<b>3,077,735,060.66</b>	<b>7,552,826,555.78</b>

6.9

DEPARTMENT OF AGRICULTURE									
FUND RESOURCES:									
UNDISBURSED FUNDS	\$4,076,536,453.75	\$16,251,621,685.04	\$5,409,949,575.35	\$21,090,503,128.05	\$192,230,265.44	\$4,450,074,320.69			
PROPRIETARY RECEIPTS FROM THE PUBLIC		-687,158,448.14		-687,158,448.14					
INTRABUDGETARY RECEIPTS		-35,203,415.47		-35,203,415.47					
UNFUNDED CONTRACT AUTHORITY	243,781,093.00								
AUTHORITY TO BORROW FROM THE TREASURY	11,785,306,642.07	1,037,294,286.87	-5,432,850,241.09		93.00	190,000,000.00			
AUTHORITY TO BORROW FROM THE PUBLIC			13,407,000.00			7,409,750,681.85			
INVESTMENTS IN PUBLIC DEBT SECURITIES	2,375,000.00					1,494,854.00			
INVESTMENTS IN AGENCY SECURITIES	29,214,502.51		-890,146.00			23,214,502.51			
ACCOUNTS RECEIVABLE	1,632,318,627.61		-6,000,000.00			1,687,808,941.98			
UNFILLED CUSTOMER ORDERS	7,201,606.52					15,041,964.96			
FUND EQUITIES:									
UNOBLIGATED BALANCE	-7,112,453,309.55					-1,709,848,874.70			
ACCOUNTS PAYABLE	-2,974,937,971.85					-3,711,991,002.51			
UNDELIVERED ORDERS	-7,771,966,644.10					-8,160,545,394.78			
TOTAL, DEPARTMENT OF AGRICULTURE		16,532,733,108.30	103,621,188.76	20,368,401,264.44	-3,732,046,967.88				

DEPARTMENT OF COMMERCE									
FUND RESOURCES:									
UNDISBURSED FUNDS	7,871,760,093.60	2,560,559,574.67	65,437,634.16	5,417,129,266.04	17,536,384.43	5,063,091,651.96			
PROPRIETARY RECEIPTS FROM THE PUBLIC		-118,791,104.76		-118,791,104.76					
INTRABUDGETARY RECEIPTS		-46,178,750.15		-46,178,750.15					
UNFUNDED CONTRACT AUTHORITY									
INVESTMENTS IN PUBLIC DEBT SECURITIES	41,403,692.29					59,974,707.39			
INVESTMENTS IN AGENCY SECURITIES	138,755,000.00					73,426,000.00			
ACCOUNTS RECEIVABLE	136,852,144.88					183,322,506.03			
UNFILLED CUSTOMER ORDERS	58,790,639.86					70,799,261.31			
FUND EQUITIES:									
UNOBLIGATED BALANCE	-789,370,431.83					-920,091,978.07			
ACCOUNTS PAYABLE	-471,763,290.55					-549,083,364.39			
UNDELIVERED ORDERS	-6,986,482,846.23					-3,981,436,784.23			
TOTAL, DEPARTMENT OF COMMERCE		2,328,258,827.76	108,634.16	5,252,159,411.13	-2,923,751,949.21				

DEPARTMENT OF DEFENSE - MILITARY									
FUND RESOURCES:									
UNDISBURSED FUNDS	60,654,885,031.32	115,900,895,850.10	-119,340,977.02	103,284,054,113.28	1,353,178,074.68	71,799,211,716.44			
PROPRIETARY RECEIPTS FROM THE PUBLIC		-149,117,558.50		-149,117,558.50					
INTRABUDGETARY RECEIPTS		-11,045,946.26		-11,045,946.26					
UNFUNDED CONTRACT AUTHORITY		252,564,539.47							
AUTHORITY TO BORROW FROM THE PUBLIC	2,039,942,592.44					3,155,529,745.27			
AUTHORITY TO BORROW FROM THE TREASURY	3,818,294.04					1,976,977,386.64			
INVESTMENTS IN PUBLIC DEBT SECURITIES	2,532,875.00					5,155,838.72			
INVESTMENTS IN AGENCY SECURITIES	4,468,731,512.84					3,006,875.00			
ACCOUNTS RECEIVABLE	12,228,251,662.15					4,795,590,799.94			
UNFILLED CUSTOMER ORDERS						413,933,609,829.50			
FUND EQUITIES:									
UNOBLIGATED BALANCE	-20,012,327,594.94					-21,377,366,995.55			
ACCOUNTS PAYABLE	-11,698,964,546.22					-3,711,991,002.51			
UNDELIVERED ORDERS	-47,761,949,866.63					-59,168,920,170.91			
TOTAL, DEPARTMENT OF DEFENSE - MILITARY		115,900,895,850.10	-119,340,977.02	103,284,054,113.28	1,353,178,074.68	71,799,211,716.44			

DEPARTMENT OF DEFENSE - CIVIL									
FUND RESOURCES:									
UNDISBURSED FUNDS	1,086,304,738.07	2,324,690,204.66		2,681,102,360.29	3,442,642.81	1,326,449,940.23			
PROPRIETARY RECEIPTS FROM THE PUBLIC		-107,473,626.18		-107,473,626.18					
INTRABUDGETARY RECEIPTS		-20,430,743.46		-20,430,743.46					
AUTHORITY TO BORROW FROM THE TREASURY									
AUTHORITY TO BORROW FROM THE PUBLIC	40,000,000.00					40,000,000.00			
INVESTMENTS IN PUBLIC DEBT SECURITIES	105,431,591.81					98,506,613.77			
INVESTMENTS IN AGENCY SECURITIES	137,249,542.25					158,324,440.37			
ACCOUNTS RECEIVABLE									
UNFILLED CUSTOMER ORDERS									
FUND EQUITIES:									
UNOBLIGATED BALANCE	-298,836,538.08					-438,350,619.94			
ACCOUNTS PAYABLE	-575,774,790.29					-651,626,786.11			
UNDELIVERED ORDERS	-494,304,144.36					-527,293,588.32			
TOTAL, DEPARTMENT OF DEFENSE - CIVIL		1,086,304,738.07		2,681,102,360.29	3,442,642.81	1,326,449,940.23			

FOOTNOTES AT END OF TABLE

TABLE I - SUMMARY OF BUDGET APPROPRIATIONS, OUTLAYS, AND BALANCES (BY DEPARTMENT, BY TYPE OF FUND) - Continued

	Account symbol		Balances beginning of fiscal year/	Appropriations and other obligatory authority	Transfers, borrowings, and investments (net)	Outlays (net)	Balances withdrawn and other transactions	Balances end of fiscal year/
	Dept. Reg. Tr.	Account No. Sub. No.						
<b>DEPARTMENT OF ENERGY</b>								
<b>FUND RESOURCES:</b>								
UNDISBURSED FUNDS			\$5,049,512,845.50	\$10,854,370,511.50	\$738,675,581.66	\$6,870,132,765.44	\$1,56,532,595.53	\$9,113,843,977.49
PROPRIETARY RECEIPTS FROM THE PUBLIC			-	-440,386,551.50	-	-440,386,991.50	-	950,000,000.00
INTRA-BUDGETARY RECEIPTS FROM THE TREASURY			1,125,000,000.00	-	-175,000,000.00	-	20,482,443.56	304,081,649.08
ACCOUNTS RECEIVABLE			324,574,092.64	-	-	-	-1,037,932.82	1,202,626,817.77
UNFILLED CUSTOMER ORDERS			1,183,588,884.95	-	-	-	-	-
<b>FUND EQUITIES:</b>								
UNOBLIGATED BALANCE			-2,214,243,633.94	-	-	-	512,692,672.78	-2,726,936,306.72
ACCOUNTS PAYABLE			-81,793,220.80	-	-	-	373,487,749.19	-1,245,280,969.99
UNDELIVERED ORDERS			-4,596,638,968.35	-	-	-	3,301,696,139.28	-7,598,935,167.63
<b>TOTAL, DEPARTMENT OF ENERGY</b>			-	<b>10,413,933,920.00</b>	<b>53,675,581.66</b>	<b>6,428,745,773.94</b>	<b>4,047,863,727.52</b>	-
<b>DEPARTMENT OF HEALTH, EDUCATION, AND WELFARE</b>								
<b>FUND RESOURCES:</b>								
UNDISBURSED FUNDS			20,433,261,340.79	171,006,474,873.48	1,753,454,045.47	172,513,540,092.69	5,377,745.52	22,346,935,677.53
PROPRIETARY RECEIPTS AVAILABLE IN PUBLIC FISCAL YEAR			-	4,609,101,981.50	-	-	-	-
INTRA-BUDGETARY RECEIPTS FROM THE PUBLIC			5,017,108,798.86	-	-	-	-	-
ACCOUNTS RECEIVABLE			-	35,073,352.15	-	-35,073,352.15	-	-
UNFILLED CUSTOMER ORDERS			-	4,669,076,903.69	-	-4,669,036,903.69	-	-
<b>FUND EQUITIES:</b>								
UNOBLIGATED BALANCE			52,252,611,500.00	-	1,449,500,000.00	-	14,485,000.00	50,492,396,500.00
ACCOUNTS PAYABLE			605,000,000.00	-	-1,760,475,000.00	-	695,134,956.78	605,000,000.00
UNDELIVERED ORDERS			11,169,407,921.26	-	-	-	3,655,818.11	13,635,289,219.37
UNFILLED CUSTOMER ORDERS			78,070,300.33	-	-	-	3,315,228.28	44,457,158.05
<b>TOTAL, DEPARTMENT OF HEALTH, EDUCATION, AND WELFARE</b>			<b>-48,166,382,377.04</b>	<b>162,552,331,375.59</b>	<b>1,753,454,045.47</b>	<b>162,809,429,829.84</b>	<b>-249,574,408.78</b>	<b>-45,952,366,308.60</b>
<b>DEPARTMENT OF HOUSING AND URBAN DEVELOPMENT</b>								
<b>FUND RESOURCES:</b>								
UNDISBURSED FUNDS			9,289,028,862.06	10,245,822,351.81	812,006,698.30	7,764,597,508.54	479,817,410.61	12,102,443,033.04
PROPRIETARY RECEIPTS FROM THE PUBLIC			164,192,289,894.00	30,847,021,032.00	-	-3,633,503.55	2,907,577,095.00	192,131,773,831.00
INTRA-BUDGETARY RECEIPTS FROM THE TREASURY			23,776,290,657.04	647,684,558.43	-	-	-283,277,378.54	24,341,223,317.09
ACCOUNTS RECEIVABLE			-	-	-	-	186,279,000.00	-
UNFILLED CUSTOMER ORDERS			-	-	-	-	-21,584,000.00	-
<b>FUND EQUITIES:</b>								
UNOBLIGATED BALANCE			3,397,960,500.00	440,000,000.00	-	-	-	3,235,623,000.00
ACCOUNTS PAYABLE			4,850,636,826.26	-	-	-	379,321,909.19	1,330,050,419.01
UNDELIVERED ORDERS			1,272,893,996.33	-	-	-	-57,156,422.68	9,203,731.23
UNFILLED CUSTOMER ORDERS			8,400,724.40	-	-	-	-	-
<b>TOTAL, DEPARTMENT OF HOUSING AND URBAN DEVELOPMENT</b>			<b>-34,334,814,580.34</b>	<b>42,376,874,678.85</b>	<b>-238,907,937.67</b>	<b>7,660,944,115.14</b>	<b>34,377,127,536.03</b>	<b>-35,357,324,192.29</b>
<b>DEPARTMENT OF THE INTERIOR</b>								
<b>FUND RESOURCES:</b>								
UNDISBURSED FUNDS			5,100,641,213.94	5,660,286,951.62	-72,821,476.44	4,885,239,945.18	92,096,451.16	3,716,771,929.78
PROPRIETARY RECEIPTS FROM THE PUBLIC			-	-1,138,024,232.57	-	-1,138,024,232.57	-	-
INTRA-BUDGETARY RECEIPTS FROM THE TREASURY			106,545,632.01	-25,034,271.00	-	-	29,999,632.01	51,511,729.00
ACCOUNTS RECEIVABLE			3,127,000.00	-	-	-	-	3,127,000.00
UNFILLED CUSTOMER ORDERS			6,594,500.00	-	-	-	-	12,125,500.00
<b>FUND EQUITIES:</b>								
UNOBLIGATED BALANCE			262,825,627.85	-	5,511,000.00	-	-1,666,699,398.61	429,324,026.46
ACCOUNTS PAYABLE			17,725,054.45	-	-	-	3,727,495.86	13,997,558.59
UNDELIVERED ORDERS			-	-	-	-	-	-
<b>TOTAL, DEPARTMENT OF THE INTERIOR</b>			<b>-1,315,886,544.09</b>	<b>4,427,618,716.25</b>	<b>-67,290,476.44</b>	<b>3,677,605,974.85</b>	<b>682,722,259.00</b>	<b>-1,583,212,187.24</b>

DEPARTMENT OF JUSTICE  
FUND RESOURCES:

UNDISBURSED FUNDS	\$1,263,757,083.95	\$2,376,662,000.00	\$2,406,446,469.92	\$20,540,238.23	\$1,235,414,395.80
PROPRIETARY RECEIPTS FROM THE PUBLIC	-	-	-7,074,013.61	-	885,461,865.07
ACCOUNTS RECEIVABLE	2,346,603,313.00	-	-	-600,858,532.07	52,476,529.37
UNFILLED CUSTOMER ORDERS	43,023,228.72	-	-	-8,453,304.65	-
FUND EQUITIES:					
UNOBLIGATED BALANCE	-75,072,017.79	-	-	-77,726,441.85	-197,295,575.94
ACCOUNTS PAYABLE	-37,307,371.34	-	-	451,082,006.96	-588,869,378.30
UNDELIVERED ORDERS	-1,198,568,232.54	-	-	188,631,603.46	-1,387,167,836.00
TOTAL, DEPARTMENT OF JUSTICE		2,369,587,996.59	2,397,372,456.31	-27,786,459.92	

DEPARTMENT OF LABOR

UNDISBURSED FUNDS	11,851,777,648.30	21,134,656,053.30	24,062,511,571.35	1,099,611,368.63	4,277,502,148.60
PROPRIETARY RECEIPTS FROM THE PUBLIC	-	-3,546,717,845.02	-7,220,559.90	-	-
ACCOUNTS RECEIVABLE	-	-1,153,256,099.56	-1,153,256,099.56	-	9,521,968,000.00
UNFILLED CUSTOMER ORDERS	202,412,407.39	-	-	-351,050,732.02	-3,503,150.01
FUND EQUITIES:					
UNOBLIGATED BALANCE	-12,125,713,448.27	-	-	-1,460,842,270.87	-10,664,888,095.21
ACCOUNTS PAYABLE	-22,537,657.86	-	-	200,575,917.72	-2,727,636,565.58
UNDELIVERED ORDERS	-5,672,961,095.56	-	-	-2,531,470,333.55	-3,161,408,811.01
TOTAL, DEPARTMENT OF LABOR		19,974,057,435.84	22,907,043,925.89	-2,944,168,331.07	

DEPARTMENT OF STATE

UNDISBURSED FUNDS	336,910,996.58	1,629,883,786.33	1,998,616,077.09	18,406,722.66	445,011,333.21
PROPRIETARY RECEIPTS FROM THE PUBLIC	-	-1,407,659.76	-14,025,659.76	-	-
ACCOUNTS RECEIVABLE	-	-132,558,737.56	-132,558,737.56	-	372,844,000.00
UNFILLED CUSTOMER ORDERS	78,928,000.00	-	-	-54,169,781.60	132,017,970.37
FUND EQUITIES:					
UNOBLIGATED BALANCE	-355,678,629.07	-	-	171,384,481.25	-527,043,650.32
ACCOUNTS PAYABLE	-203,755,036.03	-	-	102,087,820.41	-305,882,946.44
UNDELIVERED ORDERS	-124,750,942.87	-	-	-6,420,062.98	-118,370,879.89
TOTAL, DEPARTMENT OF STATE		1,483,059,386.60	1,951,530,329.37	231,513,059.29	

DEPARTMENT OF TRANSPORTATION

UNDISBURSED FUNDS	2,605,442,281.23	16,230,456,224.11	13,691,284,988.33	19,570,730.01	3,547,791,520.81
PROPRIETARY RECEIPTS FROM THE PUBLIC	-	-39,449,005.83	-39,449,005.83	-	-
ACCOUNTS RECEIVABLE	30,364,259,222.58	-1,699,256,750.00	-	295,935,372.40	28,948,244,310.18
UNFILLED CUSTOMER ORDERS	6,700,000.00	-	-	1,000,000.00	6,200,000.00
FUND EQUITIES:					
UNOBLIGATED BALANCE	-13,340,000.00	-	-	-	15,281,924,000.00
ACCOUNTS PAYABLE	-13,455,769.35	-	-	-110,596,246.58	234,352,016.63
UNDELIVERED ORDERS	31,643,174.27	-	-	-53,563,993.09	370,421,167.36
TOTAL, DEPARTMENT OF TRANSPORTATION		15,094,550,015.00	13,651,877,922.50	18,765,914,777.59	

THE DEPARTMENT OF THE TREASURY

UNDISBURSED FUNDS	4,761,163,225.95	68,372,063,647.16	68,576,064,407.23	2,355,600,762.12	2,727,104,408.76
PROPRIETARY RECEIPTS FROM THE PUBLIC	-	-897,030,536.00	-897,030,536.00	-	-
ACCOUNTS RECEIVABLE	-	-2,767,070,126.83	-2,767,070,126.83	-	-
UNFILLED CUSTOMER ORDERS	-	-8,504,836,753.40	-8,504,836,753.40	-	-
FUND EQUITIES:					
UNOBLIGATED BALANCE	52,870,000.00	-	-	-	57,370,000.00
ACCOUNTS PAYABLE	269,125,345.17	-	-	-86,851,763.02	143,465,612.19
UNDELIVERED ORDERS	24,553,750.00	-	-	717,407.00	23,436,348.00
TOTAL, THE DEPARTMENT OF THE TREASURY		56,805,523,665.82	56,309,144,830.00	370,571,944.93	

FOOTNOTES AT END OF TABLE

TABLE I - SUMMARY OF BUDGET APPROPRIATIONS, OUTLAYS, AND BALANCES (BY DEPARTMENT, BY TYPE OF FUND) - Continued

Organization	Account symbol		Balances beginning of fiscal year	Appropriations and other obligatory authority	Transfers, borrowings, and investments (net)	Outlays (net)	Balances withdrawn and other transactions	Balances end of fiscal year
	Dept. Tr. Reg. from	Account No. Sub. No.						
<b>ENVIRONMENTAL PROTECTION AGENCY</b>								
FUND RESOURCES:								
UNOBLIGATED BALANCE			\$4,150,687,215.50	\$10,498,635,000.00		\$4,071,940,824.82	\$3,267,813.44	\$10,514,075,577.24
ACCOUNTS PAYABLE			-10,600,000,000.00	-508,769.23		-508,769.23		-5,600,000,000.00
UNDELIVERED ORDERS			112,885,942.01				30,057,940.52	82,828,001.49
<b>FUND EQUITIES:</b>								
UNOBLIGATED BALANCE			-1,673,451,930.16				2,126,823,423.45	-2,800,280,353.61
ACCOUNTS PAYABLE			-1,143,016,711.50				89,044,443.13	-2,034,059,134.61
UNDELIVERED ORDERS			-12,047,104,515.85				-1,524,542,445.34	-10,422,567,070.51
<b>TOTAL, ENVIRONMENTAL PROTECTION AGENCY</b>				5,498,126,230.77		4,071,472,055.59	1,426,654,175.13	
<b>GENERAL SERVICES ADMINISTRATION</b>								
FUND RESOURCES:								
UNOBLIGATED BALANCE			745,164,931.51	405,332,748.41		756,731,010.96	96,727,046.57	755,784,627.59
ACCOUNTS PAYABLE				-137,848,658.13		-137,848,658.13		
UNDELIVERED ORDERS				-1,839,360.25		-1,839,360.25		
<b>FUND EQUITIES:</b>								
UNOBLIGATED BALANCE			3,830,000.00					4,090,000.00
ACCOUNTS PAYABLE			327,493,264.33					343,133,872.29
UNDELIVERED ORDERS			516,320,476.56					707,956,591.81
<b>TOTAL, GENERAL SERVICES ADMINISTRATION</b>				265,644,730.03		117,042,992.56	148,601,737.45	
<b>NATIONAL AERONAUTICS AND SPACE ADMINISTRATION</b>								
FUND RESOURCES:								
UNOBLIGATED BALANCE			1,093,985,816.21	4,063,734,570.94		3,993,676,885.19	2,807,284.28	1,171,236,617.68
ACCOUNTS PAYABLE			391,511,079.35	-3,654,592.48		-3,654,592.48		414,266,286.08
UNDELIVERED ORDERS			191,322,074.91					238,603,144.34
<b>FUND EQUITIES:</b>								
UNOBLIGATED BALANCE			-384,894,513.95					-451,840,094.93
ACCOUNTS PAYABLE			-646,159,771.18					-639,118,062.14
UNDELIVERED ORDERS			-646,364,685.84					-732,947,891.03
<b>TOTAL, NATIONAL AERONAUTICS AND SPACE ADMINISTRATION</b>				4,060,080,378.46		3,980,022,292.71	80,058,085.75	
<b>VETERANS ADMINISTRATION</b>								
FUND RESOURCES:								
UNOBLIGATED BALANCE			4,992,026,179.20	19,528,912,238.66		19,480,722,485.38	34,667,930.21	4,579,559,549.28
ACCOUNTS PAYABLE				-516,098,189.94		-516,098,189.94		
UNDELIVERED ORDERS				-2,471,930.66		-2,471,930.66		
<b>FUND EQUITIES:</b>								
UNOBLIGATED BALANCE			8,687,831,000.00					9,109,405,000.00
ACCOUNTS PAYABLE			235,000,000.00					135,000,000.00
UNDELIVERED ORDERS			236,915,373.25					267,946,944.02
<b>TOTAL, VETERANS ADMINISTRATION</b>				120,945,546.01		18,962,152,364.78	178,185,300.29	

FUND RESOURCES:

UNDISBURSED FUNDS	\$40,353,243,786.69	\$37,835,195,015.50	\$4,518,048,771.19
PROFITARY RECEIPTS FROM THE PUBLIC	53,433,040.16	53,433,040.16	0.00
INT-BUDGETARY RECEIPTS	7,107,042,993.19	7,107,042,993.19	0.00
UNFUNDED CONTRACT AUTHORITY	8,225,597.90	8,225,597.90	0.00
AUTHORITY TO BORROW FROM THE TREASURY	8,331,660.00	14,770,430.50	6,438,767.50
AUTHORITY TO BORROW FROM THE PUBLIC	1,279,605,318.64	104,270,113.19	1,175,335,205.45
AUTHORITY TO BORROW FROM TREASURY AND THE PUBLIC	9,145,000,000.00	1,340,000,000.00	7,805,000,000.00
INVESTMENTS IN PUBLIC DEBT SECURITIES	67,552,969,000.00	8,176,647,000.00	59,376,322,000.00
INVESTMENTS IN AGENCY SECURITIES	507,164,700.00	146,190,000.00	360,974,700.00
ACCOUNTS RECEIVABLE	4,359,145,111.48	694,157,639.62	3,664,987,471.86
UNFILLED CUSTOMER ORDERS	6,407,688.51	1,503,547.35	4,904,141.16
FUND EQUITIES:			
UNDEBTED BALANCE	84,563,593,592.92	7,165,627,262.81	77,397,966,330.11
ACCOUNTS PAYABLE	13,015,999,031.83	2,416,977,540.85	10,598,021,490.98
UNDELIVERED ORDERS	3,936,905,859.41	592,877,242.85	3,344,028,616.56
<b>TOTAL, INDEPENDENT AGENCIES</b>	32,582,790,755.44	7,522,936,931.12	25,059,853,824.32

UNDISTRIBUTED OFFSETTING RECEIPTS (SEE TABLE A)

	-15,772,246,342.10	-15,772,246,342.10	
<b>TOTAL BUDGET APPROPRIATIONS, OUTLAYS AND BALANCES</b>	507,782,291,489.59	450,757,999,342.97	57,024,292,146.62

OFF-BUDGET FEDERAL AGENCIES

FUND RESOURCES:

UNDISBURSED FUNDS	279,067,936.68	30,000,000.00	249,067,936.68
AUTHORITY TO BORROW FROM THE TREASURY	1,943,587,077.15	13,016,509,312.00	1,827,067,765.15
AUTHORITY TO BORROW FROM THE PUBLIC	14,999,980,000.00	10,000,000.00	4,999,980,000.00
AUTHORITY TO BORROW FROM TREASURY AND THE PUBLIC	8,002,631,646.58	10,728,075.00	7,991,903,571.58
INVESTMENTS IN PUBLIC DEBT SECURITIES	1,384,936,000.00	560,470,000.00	824,466,000.00
ACCOUNTS RECEIVABLE	7,716,649,682.90	991,964,736.61	6,724,684,946.29
FUND EQUITIES:			
UNDEBTED BALANCE	20,516,982,641.05	482,123,076.45	19,034,859,564.60
ACCOUNTS PAYABLE	10,342,402,354.33	2,069,684,382.25	8,272,718,072.08
UNDELIVERED ORDERS	2,507,469,347.93	300,492,863.17	2,206,976,484.76
<b>TOTAL, OFF-BUDGET FEDERAL AGENCIES</b>	13,149,237,355.00	974,519,237.26	12,174,718,117.74

TOTAL BUDGET APPROPRIATIONS, OUTLAYS AND BALANCES INCLUDING OFF-BUDGET AGENCIES

	520,931,528,844.94	461,064,917,500.71	59,866,611,344.23
--	--------------------	--------------------	-------------------

SUMMARY

FUND RESOURCES:

UNDISBURSED FUNDS	166,679,206,116.87	538,906,672,869.76	372,222,833,753.11
APPROPRIATIONS AVAILABLE IN PRIOR FISCAL YEAR	4,609,101,583.90	5,017,108,798.86	4,591,991,685.96
APPROPRIATIONS AVAILABLE FROM SUBSEQUENT FISCAL YEAR	5,017,108,798.86	13,850,445,363.34	8,833,336,564.48
PROFITARY RECEIPTS FROM THE PUBLIC	2,761,676,182.83	2,761,676,182.83	0.00
RECEIPTS FROM OFF-BUDGET FEDERAL AGENCIES	15,772,246,342.10	15,772,246,342.10	0.00
UNDISBURSED OFFSETTING RECEIPTS (SEE TABLE A)	27,383,041,536.16	27,383,041,536.16	0.00
INTRABUDGETARY RECEIPTS	216,814,607,772.84	26,032,946,229.91	190,781,661,542.93
UNFUNDED CONTRACT AUTHORITY	57,428,474,658.28	1,503,955,429.57	55,924,519,228.71
AUTHORITY TO BORROW FROM THE TREASURY	1,283,424,012.68	127,850,465.80	1,155,573,546.88
AUTHORITY TO BORROW FROM THE PUBLIC	9,145,000,000.00	440,000,000.00	8,705,000,000.00
AUTHORITY TO BORROW FROM TREASURY AND THE PUBLIC	152,054,345,375.00	12,208,427,354.00	140,845,918,021.00
APPLIED TO REDUCTION OF AGENCY DEBT	1,804,835,570.77	-301,374,459.07	2,106,210,029.84
INVESTMENTS IN PUBLIC DEBT SECURITIES	25,923,728,472.96	1,905,956,214.49	23,917,772,258.47
ACCOUNTS RECEIVABLE	15,527,569,437.11	3,623,163,009.76	11,904,406,427.35
UNFILLED CUSTOMER ORDERS	270,826,765,287.76	1,905,956,214.49	268,920,809,073.27
FUND EQUITIES:			
UNDEBTED BALANCE	61,805,579,476.61	1,905,956,214.49	59,899,623,262.12
ACCOUNTS PAYABLE	323,868,572,256.81	47,895,729,292.95	275,972,842,963.86
UNDELIVERED ORDERS			
<b>TOTAL BUDGET APPROPRIATIONS, OUTLAYS AND BALANCES</b>	371,160,244,392.33	507,782,291,489.59	120,301,842,893.26

---



---

**FOOTNOTES**

- 1 Several opening balances do not agree with closing balances, due to budgetary account reclassifications and adjustments pursuant to specific Congressional Legislation.
- 2 Unobligated balance represents no-year or unexpired multiple-year accounts, unless otherwise footnoted, For detail, see related departments.
- 3 Pursuant to 31 USC 66B (a), only Executive agencies are required to report their financial condition.
- 4 Includes \$238,778,719.25 in reimbursements anticipated on customer's orders for the Military Assistance Payments Program, 22 USC 1819.
- 5 Represents loans to agencies in lieu of agencies borrowing through Treasury or issuing their securities to the public:
- |   |                     |
|---|---------------------|
| Tennessee Valley Authority-----                 | -\$1,340,000,000.00 |
| Export-Import Bank of the<br>United States----- | -644,800,000.00     |
| U.S. Postal Service-----                        | 67,000,000.00       |





Table J - SUMMARY OF BUDGET APPROPRIATIONS,  
By Organizational  
(Cents omitted therefore)

Organization	Balances, beginning of year <sup>1/</sup>	Appropriations and other obligational authority	Transfers, borrowings, and invest- ments (net)	Outlays (net)
<b>LEGISLATIVE BRANCH</b>				
SENATE . . . . .	\$28,409,604	\$166,424,400	- - - - -	\$158,208,935
HOUSE OF REPRESENTATIVES . . . . .	38,052,558	299,107,550	- - - - -	289,244,698
JOINT ITEMS . . . . .	51,860,345	73,457,900	- - - - -	54,183,585
CONGRESSIONAL BUDGET OFFICE . . . . .	1,741,504	10,400,000	- - - - -	9,835,448
ARCHITECT OF THE CAPITOL . . . . .	167,843,071	64,926,800	- - - - -	100,250,003
LIBRARY OF CONGRESS . . . . .	58,672,505	169,349,668	- - - - -	146,380,088
GOVERNMENT PRINTING OFFICE . . . . .	94,946,191	106,671,636	- - - - -	117,381,104
GENERAL ACCOUNTING OFFICE . . . . .	13,388,103	175,680,000	- - - - -	169,506,940
UNITED STATES TAX COURT . . . . .	2,743,156	8,291,578	- - - - -	8,759,459
OTHER LEGISLATIVE BRANCH AGENCIES . . . . .	6,300,599	15,964,816	- - - - -	14,000,463
PROPRIETARY RECEIPTS FROM THE PUBLIC . . . . .	- - - - -	-18,592,287	- - - - -	-18,592,287
INTRABUDGETARY TRANSACTIONS . . . . .	- - - - -	-388,142	- - - - -	-388,142
<b>TOTAL, LEGISLATIVE BRANCH . . . . .</b>	<b>463,957,637</b>	<b>1,071,293,918</b>	<b>- - - - -</b>	<b>1,048,776,354</b>
<b>THE JUDICIARY</b>				
SUPREME COURT OF THE UNITED STATES . . . . .	2,026,927	10,275,000	- - - - -	8,963,974
COURT OF CUSTOMS AND PATENT APPEALS . . . . .	33,800	1,066,000	- - - - -	1,035,514
CUSTOMS COURT . . . . .	127,627	2,985,000	- - - - -	2,892,539
COURT OF CLAIMS . . . . .	99,894	3,000,000	- - - - -	2,739,356
COURTS OF APPEALS, DISTRICT COURTS, AND OTHER JUDICIAL SERVICES . . . . .	43,282,578	417,650,000	- - - - -	401,493,067
ADMINISTRATIVE OFFICE OF THE UNITED STATES COURTS . . . . .	417,887	11,075,000	- - - - -	10,364,079
FEDERAL JUDICIAL CENTER . . . . .	3,359,479	6,749,000	- - - - -	6,991,404
BICENTENNIAL EXPENSES, THE JUDICIARY . . . . .	1,484,587	- - - - -	- - - - -	235,319
JUDICIARY TRUST FUNDS . . . . .	41,800,133	37,463,723	- - - - -	33,052,719
PROPRIETARY RECEIPTS FROM THE PUBLIC . . . . .	- - - - -	-1,543,365	- - - - -	-1,543,365
INTRABUDGETARY TRANSACTIONS . . . . .	- - - - -	-31,100,000	- - - - -	-31,100,000
<b>TOTAL, THE JUDICIARY . . . . .</b>	<b>92,632,914</b>	<b>457,624,358</b>	<b>- - - - -</b>	<b>435,124,604</b>
<b>EXECUTIVE OFFICE OF THE PRESIDENT</b>				
COMPENSATION OF THE PRESIDENT . . . . .	- - - - -	250,000	- - - - -	250,000
THE WHITE HOUSE OFFICE . . . . .	1,046,034	16,415,298	- - - - -	16,571,893
EXECUTIVE RESIDENCE . . . . .	150,794	2,236,000	- - - - -	2,338,354
OFFICIAL RESIDENCE OF THE VICE PRESIDENT . . . . .	43,937	121,000	- - - - -	112,456
SPECIAL ASSISTANCE TO THE PRESIDENT . . . . .	96,096	1,327,000	- - - - -	1,339,202
COUNCIL OF ECONOMIC ADVISERS . . . . .	135,362	2,018,000	- - - - -	2,023,820
COUNCIL ON ENVIRONMENTAL QUALITY AND OFFICE OF ENVIRONMENTAL QUALITY . . . . .	814,704	2,854,000	- - - - -	1,266,400
COUNCIL ON INTERNATIONAL ECONOMIC POLICY . . . . .	134,278	- - - - -	- - - - -	90,666
COUNCIL ON WAGE AND PRICE STABILITY . . . . .	150,135	2,100,000	- - - - -	1,922,021
DOMESTIC COUNCIL . . . . .	157,850	2,754,687	\$457,340	2,202,758
NATIONAL SECURITY COUNCIL . . . . .	710,043	3,315,000	- - - - -	3,035,419
OFFICE OF ADMINISTRATION . . . . .	- - - - -	4,267,148	- - - - -	2,953,782
OFFICE OF DRUG ABUSE POLICY . . . . .	549,036	341,793	-457,340	432,992
OFFICE OF MANAGEMENT AND BUDGET . . . . .	4,095,588	30,370,912	- - - - -	29,299,295
OFFICE OF SCIENCE AND TECHNOLOGY POLICY . . . . .	1,152,917	2,600,000	- - - - -	1,758,184
OFFICE OF THE SPECIAL REPRESENTATIVE FOR TRADE NEGOTIATIONS . . . . .	529,880	2,751,000	- - - - -	2,637,651
OFFICE OF TELECOMMUNICATIONS POLICY . . . . .	547,955	3,964,541	-221,634	4,305,665
SPECIAL ACTION OFFICE FOR DRUG ABUSE PREVENTION . . . . .	5,200,782	- - - - -	- - - - -	2,022,425
<b>TOTAL, EXECUTIVE OFFICE OF THE PRESIDENT . . . . .</b>	<b>15,515,391</b>	<b>77,686,379</b>	<b>-221,634</b>	<b>74,566,902</b>
<b>FUNDS APPROPRIATED TO THE PRESIDENT</b>				
APPALACHIAN REGIONAL DEVELOPMENT PROGRAMS . . . . .	663,584,998	313,400,000	- - - - -	261,674,869
DISASTER RELIEF . . . . .	375,981,893	450,000,000	- - - - -	470,290,947
UNANTICIPATED NEEDS . . . . .	61,628	1,000,000	- - - - -	153,961
EXPENSES OF MANAGEMENT IMPROVEMENT . . . . .	473,760	- - - - -	- - - - -	472,240
<b>FOREIGN ASSISTANCE</b>				
INTERNATIONAL SECURITY ASSISTANCE . . . . .	17,543,312,888	12,748,035,214	- - - - -	10,773,207,285
PROPRIETARY RECEIPTS FROM THE PUBLIC . . . . .	- - - - -	-8,753,541,713	- - - - -	-8,753,541,713
<b>INTERNATIONAL DEVELOPMENT ASSISTANCE</b>				
MULTILATERAL ASSISTANCE				
INTERNATIONAL FINANCIAL INSTITUTIONS . . . . .	12,022,882,686	1,925,500,000	- - - - -	858,217,325
INTERNATIONAL ORGANIZATIONS AND PROGRAMS . . . . .	238,827,848	240,250,000	- - - - -	229,822,656
<b>TOTAL, MULTILATERAL ASSISTANCE . . . . .</b>	<b>12,261,710,534</b>	<b>2,165,750,000</b>	<b>- - - - -</b>	<b>1,088,039,981</b>
BILATERAL ASSISTANCE . . . . .	2,784,735,287	1,312,756,886	- - - - -	968,833,434
PROPRIETARY RECEIPTS FROM THE PUBLIC . . . . .	- - - - -	-533,861,139	- - - - -	-533,861,139
<b>TOTAL, INTERNATIONAL DEVELOPMENT ASSISTANCE . . . . .</b>	<b>15,046,445,821</b>	<b>2,944,645,748</b>	<b>- - - - -</b>	<b>1,523,012,276</b>
INTERNATIONAL NARCOTICS CONTROL ASSISTANCE . . . . .	43,926,274	37,100,000	- - - - -	34,986,821
CONTINGENCIES . . . . .	5,690,749	5,000,000	- - - - -	3,627,299
PROPRIETARY RECEIPTS FROM THE PUBLIC . . . . .	- - - - -	- - - - -	- - - - -	- - - - -
<b>TOTAL, FOREIGN ASSISTANCE . . . . .</b>	<b>32,639,375,731</b>	<b>6,981,239,249</b>	<b>- - - - -</b>	<b>3,581,291,968</b>

OUTLAYS, AND BALANCES, FISCAL YEAR 1978  
 by Activity or Program  
 (Amounts in thousands of dollars; figures in parentheses will not add to totals)

Balances with- drawn and other transactions	Unexpended appro- priations, other authorizations, and investments held	Balances, end of year				Unobligated <sup>2/</sup>
		Unpaid obligations		Receivables (deduct)		
		Undelivered orders and contracts	Accounts payable and other liabilities	Reimbursements earned and refunds	Unfilled customer orders	
\$8,252,562	3/28,372,507	-	-	-	-	-
13,021,905	3/34,893,565	-	4/52,286,142	-	-	-
524,148	3/70,610,512	-	-	-	-	-
516,852	1,785,204	\$1,426,930	362,275	-	-	-
2,544,057	129,565,752	-	58,631,244	\$4,470	-	\$71,342,978
4,388,910	77,253,176	43,332,044	6,730,860	2,003,478	-	29,193,749
12,863,244	71,373,479	103,120,946	88,547,074	96,870,922	\$81,808,541	58,384,922
1,070,678	18,490,486	7,022,468	12,740,061	1,272,044	-	-
264,531	2,010,744	311,347	362,764	7,421	-	1,344,054
292,265	7,972,686	5,102,866	3,636,894	2,872,200	-	2,105,126
-	-	-	-	-	-	-
-	-	-	-	-	-	-
43,739,151	442,736,050	160,316,600	173,297,314	103,030,533	81,808,541	162,370,829
-	-	-	-	-	-	-
493,338	2,848,615	936,031	926,264	-	-	986,320
14,437	45,850	7,224	42,626	-	-	-
61,415	158,673	50,904	107,769	-	-	-
191,751	168,788	98,522	70,266	-	-	-
-	-	-	-	-	-	-
11,569,333	47,870,179	10,375,958	27,588,795	938,369	-	10,843,795
-	-	-	-	-	-	-
232,194	856,615	93,333	824,330	21,048	-	-
375,751	2,741,264	1,583,957	1,157,308	-	-	-
-	1,249,268	-	275,672	-	-	973,596
-	46,211,137	-	158,225	255,035	-	46,307,947
-	-	-	-	-	-	-
-	-	-	-	-	-	-
12,938,217	102,194,390	13,145,928	31,151,256	1,214,452	-	59,111,658
-	-	-	-	-	-	-
803,829	85,610	-	85,610	-	-	-
773	47,666	55,603	336,283	344,220	-	-
-2,922	55,403	-	55,403	-	-	-
19,967	62,927	187,023	-	123,096	-	-
7,149	122,394	203,418	-	81,024	-	-
-	-	-	-	-	-	-
20,004	2,382,301	5,268,671	-	2,886,371	-	-
35,570	8,042	11,232	1,831	5,021	-	-
249,710	78,405	179,867	-	101,462	-	-
546,156	620,963	686,418	-	65,455	-	-
24,682	560,942	960,942	-	-	-	-
1,567	1,311,799	1,311,799	-	-	-	-
497	-	-	-	-	-	-
1,429,070	3,738,136	3,813,180	-	75,044	-	-
15,764	1,578,969	2,214,637	-	235,668	-	-
-	-	-	-	-	-	-
25,901	617,328	746,992	-	129,664	-	-
-15,000	197	-	197	-	-	-
-	-	-	-	-	-	-
1,115,322	2,063,036	1,748,828	294,946	1,547	-	20,808
-	-	-	-	-	-	-
4,278,037	14,135,117	17,388,611	774,270	4,048,572	-	20,808
-	-	-	-	-	-	-
-	715,310,130	674,833,536	46,906,183	25,830,820	-	19,401,230
-	355,690,946	807,319,927	4,277,678	-	462,186,723	6,280,064
714,038	193,629	153,955	39,754	80	-	-
-	426,520	-	-	-	-	426,520
-	-	-	-	-	-	-
165,457,931	19,352,682,886	18,320,769,430	911,890,461	28,061,846	-	148,084,841
-	-	-	-	-	-	-
-	13,090,165,361	2,427,877,134	-	-	-	10,662,288,227
-	249,255,192	181,880,926	67,361,477	-	-	12,789
-	-	-	-	-	-	-
-	13,339,420,553	2,609,758,060	67,361,477	-	-	10,662,301,016
-	-	-	-	-	-	-
22,331,405	3,106,327,335	2,374,758,927	262,431,681	138,901,896	-	608,038,623
-	-	-	-	-	-	-
22,331,405	16,445,747,888	4,984,516,988	329,793,158	138,901,896	-	11,270,335,639
-	-	-	-	-	-	-
-	46,035,454	29,133,039	15,135,069	578,501	-	2,349,846
5,392,256	1,671,153	1,467,530	493,000	289,377	-	-
-	-	-	-	-	-	-
193,181,631	35,846,141,381	23,335,886,986	1,257,311,689	167,831,620	-	11,420,774,326

Table J - SUMMARY OF BUDGET APPROPRIATION  
By Organization  
(Cents omitted therefrom)

Organization	Balances, beginning of year <sup>1/</sup>	Appropriations and other obligational authority	Transfers, borrowings, and invest- ments (net)	Outlays (net)
<b>FUNDS APPROPRIATED TO THE PRESIDENT-CONTINUED</b>				
PETROLEUM RESERVES . . . . .	\$583,456,252	- - - - -	- - - - -	\$354,445,204
PROPRIETARY RECEIPTS FROM THE PUBLIC . . . . .	- - - - -	-\$192,812,693	- - - - -	-192,812,693
PUBLIC WORKS ACCELERATION . . . . .	1,165,795	- - - - -	- - - - -	- - - - -
TOTAL, FUNDS APPROPRIATED TO THE PRESIDENT . . . . .	34,264,100,057	7,552,826,556	- - - - -	4,475,091,495
<b>DEPARTMENT OF AGRICULTURE</b>				
DEPARTMENTAL ADMINISTRATION . . . . .	22,042,615	15,589,820	- - - - -	5,664,439
OFFICE OF THE SECRETARY . . . . .	-1,314,971	4,349,144	- - - - -	3,492,633
OFFICE OF THE INSPECTOR GENERAL . . . . .	2,850,514	29,780,442	- - - - -	28,921,018
OFFICE OF THE GENERAL COUNSEL . . . . .	629,777	10,021,994	- - - - -	9,919,346
AGRICULTURAL RESEARCH SERVICE . . . . .	97,722,889	347,531,578	- - - - -	318,402,153
COOPERATIVE STATE RESEARCH SERVICE . . . . .	48,106,633	143,147,836	- - - - -	134,726,813
EXTENSION SERVICE . . . . .	38,553,973	269,057,672	- - - - -	254,005,505
NATIONAL AGRICULTURAL LIBRARY . . . . .	766,973	7,108,889	- - - - -	6,362,309
STATISTICAL REPORTING SERVICE . . . . .	2,996,044	38,710,520	- - - - -	39,586,809
ECONOMIC RESEARCH SERVICE . . . . .	-3,743,020	31,721,116	- - - - -	32,454,516
ECONOMICS, STATISTICS, AND COOPERATIVES SERVICE . . . . .	204,953	6,836,728	- - - - -	5,767,725
WORLD FOOD AND AGRICULTURAL OUTLOOK AND SITUATION BOARD . . . . .	- - - - -	1,005,200	- - - - -	396,258
FOREIGN AGRICULTURAL SERVICE . . . . .	29,549,298	46,559,473	- - - - -	44,120,257
INTERNATIONAL DEVELOPMENT STAFF . . . . .	91,230	504,992	- - - - -	-135,642
FOREIGN ASSISTANCE PROGRAMS . . . . .	- - - - -	922,885,000	- - - - -	922,885,000
AGRICULTURAL STABILIZATION AND CONSERVATION SERVICE . . . . .	418,042,039	513,635,822	- - - - -	522,424,997
FEDERAL CROP INSURANCE CORPORATION . . . . .	52,072,827	61,986,368	- - - - -	57,436,184
COMMODITY CREDIT CORPORATION . . . . .	8,217,733,474	534,769,200	\$1,969,000	5,541,733,108
RURAL ELECTRIFICATION ADMINISTRATION . . . . .	1,908,275	23,796,040	- - - - -	23,429,258
FARMERS HOME ADMINISTRATION . . . . .	4,818,080,152	2,169,435,540	102,121,188	1,637,821,079
SOIL CONSERVATION SERVICE . . . . .	293,976,414	603,391,348	- - - - -	499,485,128
ANIMAL AND PLANT HEALTH INSPECTION SERVICE . . . . .	36,987,108	209,462,537	-2,222,986	200,779,052
FEDERAL GRAIN INSPECTION SERVICE . . . . .	11,276,006	17,459,871	805,625	11,272,592
AGRICULTURAL MARKETING SERVICE . . . . .	23,361,844	47,910,798	-805,625	46,157,205
FOOD SAFETY AND QUALITY SERVICE . . . . .	270,111,056	681,593,107	-2,872,502	581,012,886
FOOD AND NUTRITION SERVICE . . . . .	1,088,668,858	8,652,893,308	3,126,488	8,653,209,909
FOREST SERVICE . . . . .	666,533,733	1,863,986,629	1,500,000	1,509,466,592
PROPRIETARY RECEIPTS FROM THE PUBLIC . . . . .	- - - - -	-687,198,448	- - - - -	-687,198,448
INTRABUDGETARY TRANSACTIONS . . . . .	- - - - -	-35,203,415	- - - - -	-35,203,415
TOTAL, DEPARTMENT OF AGRICULTURE . . . . .	16,137,213,691	16,532,733,108	103,621,188	20,368,401,264
<b>DEPARTMENT OF COMMERCE</b>				
GENERAL ADMINISTRATION . . . . .	7,251,921	22,781,810	1,865	24,096,402
BUREAU OF THE CENSUS . . . . .	45,821,149	136,823,595	- - - - -	121,472,286
BUREAU OF ECONOMIC AND STATISTICAL ANALYSIS . . . . .	2,136,669	14,263,861	- - - - -	14,269,275
ECONOMIC DEVELOPMENT ASSISTANCE ECONOMIC DEVELOPMENT ADMINISTRATION . . . . .	6,544,645,516	526,073,000	- - - - -	3,528,018,925
REGIONAL ACTION PLANNING COMMISSIONS . . . . .	77,859,692	108,749,195	-1,865	103,149,038
TOTAL, ECONOMIC DEVELOPMENT ASSISTANCE . . . . .	6,622,505,208	634,822,195	-1,865	3,631,167,962
<b>PROMOTION OF INDUSTRY AND COMMERCE</b>				
INDUSTRY AND TRADE ADMINISTRATION . . . . .	9,254,305	74,860,596	-113,000	72,287,434
MINORITY BUSINESS ENTERPRISE . . . . .	36,686,490	49,357,000	- - - - -	54,542,318
UNITED STATES TRAVEL SERVICE . . . . .	4,306,136	14,364,000	- - - - -	13,734,101
TOTAL, PROMOTION OF INDUSTRY AND COMMERCE . . . . .	50,246,930	138,621,596	-113,000	140,563,853
<b>SCIENCE AND TECHNOLOGY</b>				
NATIONAL OCEANIC AND ATMOSPHERIC ADMINISTRATION . . . . .	393,812,573	833,131,455	- - - - -	682,115,561
NATIONAL FIRE PREVENTION AND CONTROL ADMINISTRATION . . . . .	3,983,258	20,348,000	- - - - -	13,369,827
PATENT AND TRADEMARK OFFICE . . . . .	9,837,701	94,321,000	- - - - -	91,763,304
SCIENCE AND TECHNICAL RESEARCH . . . . .	53,041,673	95,732,983	-935,893	96,027,298
NATIONAL TELECOMMUNICATIONS AND INFORMATION ADMINISTRATION . . . . .	- - - - -	7,830,785	1,157,527	4,004,717
TOTAL, SCIENCE AND TECHNOLOGY . . . . .	460,675,206	1,051,364,224	221,634	887,286,706
<b>OCEAN SHIPPING</b>				
MARITIME ADMINISTRATION . . . . .	863,286,702	494,591,401	- - - - -	598,278,781
TOTAL, OCEAN SHIPPING . . . . .	863,286,702	494,591,401	- - - - -	598,278,781
PROPRIETARY RECEIPTS FROM THE PUBLIC . . . . .	- - - - -	-118,791,105	- - - - -	-118,791,105
INTRABUDGETARY TRANSACTIONS . . . . .	- - - - -	-46,178,750	- - - - -	-46,178,750
TOTAL, DEPARTMENT OF COMMERCE . . . . .	8,051,923,786	2,328,298,828	108,634	5,252,156,411

OUTLAYS, AND BALANCES, FISCAL YEAR 1978 - Continued  
 by Activity or Program  
 (figures in thousands of dollars; figures in parentheses will not add to totals)

Balances with- drawn and other transactions	Unexpended appro- priations, other authorizations, and investments held	Balances, end of year				Unobligated <sup>2/</sup>
		Unpaid obligations		Receivables (deduct)		
		Undelivered orders and contracts	Accounts payable and other liabilities	Reimbursements earned and refunds	Unfilled customer orders	
	\$229,011,048	-\$20,106,178	\$245,064,394			\$4,052,832
	1,165,755	1,165,795				
\$193,895,669	37,147,939,448	24,799,254,022	1,553,599,698	\$193,662,520	\$462,186,723	11,450,934,972
247,411	31,720,585	2,397,161	34,890,193	7,806,554		2,239,784
-337,289	-121,171	215,328	388,715	800,770		75,555
489,117	3,220,820	1,011,563	2,315,226	130,642		24,673
211,577	520,877	113,671	599,278	192,071		
2,134,346	124,717,567	81,821,815	43,889,785	12,365,622		11,371,990
-501,653	57,029,309	54,549,215	2,811,788	331,694		
1,265,225	52,340,915	591,398	52,864,480	551,162	563,801	
285,072	1,228,481	951,731	526,565	249,815		
-620,356	2,740,110	5,534,002	2,224,161	5,018,052		
953,060	-5,429,481	7,711,352	10,591,534	25,080,595	6,837,011	8,185,239
80,539	1,195,417	920,171	498,238	290,163		67,171
134,016	474,926	335,885	139,041			
1,558,952	30,429,562	30,241,046	1,559,361	2,341,435	56,780	1,027,370
12,809	719,055	33,804	381,096			304,155
41,489,547	367,763,317	251,853,778	100,763,929	68,913,244	945,455	85,004,310
	56,623,011	189,103	141,989,943	133,636,564		48,080,529
	3,212,732,565	2,167,211,369	968,944,531	432,168,400		508,745,065
269,476	2,005,582	495,740	1,784,227	1,859	272,526	
140,564,071	5,311,251,730	4,398,255,217	1,414,525,367	567,628,279		66,095,425
	397,882,634	219,380,417	60,788,155	20,521,824	4,190,138	142,426,023
4,782,617	38,664,991	20,900,068	21,824,916	5,037,514		977,521
-658,426	18,926,736	4,684,821	4,104,475			10,137,440
1,318,527	22,991,890	5,575,166	2,255,828	2,801,022		17,961,918
3,686,815	364,131,959	112,064,323	35,266,944	93,437,601		310,238,294
3,375,987	1,088,102,759	343,077,496	565,808,776	212,853,317		392,069,804
124,890,953	897,669,817	450,429,753	240,254,455	95,650,743	2,176,254	304,812,606
325,632,358	12,079,534,365	8,160,545,395	3,711,991,003	1,687,808,942	15,041,565	1,909,848,875
172,863	5,766,332	3,941,674	9,345,137	7,447,242	3,719,410	3,646,173
1,571,923	59,600,536	12,594,882	30,486,846	7,918,221		24,437,028
96,234	2,035,020	1,005,852	1,289,213	335,159	6,899	86,013
14,114,126	3,528,585,465	3,216,169,724	104,175,632	30,869,668		239,109,778
	83,457,985	64,365,367	6,510,274	257,316		12,839,660
14,114,126	3,612,043,450	3,280,535,091	110,685,906	31,126,984		251,945,437
-11,757	11,726,224	4,279,662	16,660,063	11,369,344	775,179	2,931,022
363,251	31,177,921	29,340,718	687,548	1,202,313		2,351,968
580,954	4,355,080	4,136,106	761,894	426,931	115,589	
932,449	47,259,225	37,756,486	18,109,504	12,998,588	891,167	5,282,990
383,874	544,444,593	319,250,150	124,043,707	90,462,086	28,346,390	219,959,213
	10,961,431	5,430,494	393,013	1,623,237	224,786	6,985,947
156,064	12,239,313	6,708,647	5,918,734	388,067		
6,632	51,804,833	40,831,506	55,570,573	21,661,012	37,610,609	14,674,374
102,199	4,881,397	658,619	753,903			3,468,875
648,790	624,331,567	372,879,416	186,679,929	114,134,402	66,181,785	245,088,409
-85,856,907	845,456,230	272,725,384	192,486,829	9,357,910		389,601,928
-85,856,907	845,456,230	272,725,384	192,486,829	9,357,910		389,601,928
-68,320,523	5,196,492,359	3,981,438,784	549,083,364	183,322,506	70,799,261	920,091,978

Table J - SUMMARY OF BUDGET APPROPRIATION  
By Organization  
(Cents omitted therefor)

Organization	Balances, beginning of year <sup>1/</sup>	Appropriations and other obligational authority	Transfers, borrowings, and invest- ments (net)	Outlays (net)
<b>DEPARTMENT OF DEFENSE</b>				
<b>DEPARTMENT OF DEFENSE - MILITARY</b>				
<b>MILITARY PERSONNEL</b>				
DEPARTMENT OF THE ARMY . . . . .	\$352,926,433	\$10,481,833,000	- - - - -	\$10,450,163,400
DEPARTMENT OF THE NAVY . . . . .	271,461,859	8,774,437,000	- - - - -	8,688,660,883
DEPARTMENT OF THE AIR FORCE . . . . .	202,891,041	7,989,497,000	- - - - -	7,936,522,901
<b>TOTAL, MILITARY PERSONNEL . . . . .</b>	<b>827,269,332</b>	<b>27,245,767,000</b>	<b>- - - - -</b>	<b>27,075,347,184</b>
<b>RETIRED MILITARY PERSONNEL . . . . .</b>				
<b>OPERATION AND MAINTENANCE</b>				
DEPARTMENT OF THE ARMY . . . . .	1,684,559,317	9,790,194,000	\$119,200,000	9,616,754,487
DEPARTMENT OF THE NAVY . . . . .	2,980,005,558	12,055,735,000	4,650,000	11,266,341,762
DEPARTMENT OF THE AIR FORCE . . . . .	1,226,637,376	5,839,132,000	91,595,000	9,757,320,900
DEFENSE AGENCIES . . . . .	430,994,331	3,042,057,000	50,000,000	2,937,553,677
<b>TOTAL, OPERATION AND MAINTENANCE . . . . .</b>	<b>6,322,196,592</b>	<b>34,727,118,000</b>	<b>265,445,000</b>	<b>33,577,970,826</b>
<b>PROCUREMENT</b>				
DEPARTMENT OF THE ARMY . . . . .	6,373,939,365	5,186,808,000	-140,200,000	3,223,816,685
DEPARTMENT OF THE NAVY . . . . .	23,843,004,555	14,144,310,000	-22,650,000	9,197,137,240
DEPARTMENT OF THE AIR FORCE . . . . .	11,575,255,366	10,338,345,000	-109,439,000	7,334,942,237
DEFENSE AGENCIES . . . . .	278,050,522	327,826,000	- - - - -	219,657,397
<b>TOTAL, PROCUREMENT . . . . .</b>	<b>42,070,249,808</b>	<b>29,997,289,000</b>	<b>-272,289,000</b>	<b>19,975,553,559</b>
<b>RESEARCH, DEVELOPMENT, TEST, AND EVALUATION</b>				
DEPARTMENT OF THE ARMY . . . . .	1,038,679,846	2,408,327,000	- - - - -	2,342,207,694
DEPARTMENT OF THE NAVY . . . . .	1,727,527,886	4,018,291,000	3,000,000	3,824,870,879
DEPARTMENT OF THE AIR FORCE . . . . .	1,377,008,428	4,165,266,000	3,644,000	3,626,026,136
DEFENSE AGENCIES . . . . .	389,229,629	779,278,000	- - - - -	714,859,214
<b>TOTAL, RESEARCH, DEVELOPMENT, TEST, AND EVALUATION . . . . .</b>	<b>4,532,445,788</b>	<b>11,371,162,000</b>	<b>6,644,000</b>	<b>10,507,963,923</b>
<b>MILITARY CONSTRUCTION</b>				
DEPARTMENT OF THE ARMY . . . . .	1,525,953,692	628,331,000	- - - - -	737,194,193
DEPARTMENT OF THE NAVY . . . . .	1,038,849,669	494,196,000	- - - - -	634,045,324
DEPARTMENT OF THE AIR FORCE . . . . .	1,257,886,497	470,066,000	- - - - -	537,151,981
DEFENSE AGENCIES . . . . .	69,408,948	48,489,000	- - - - -	23,112,688
<b>TOTAL, MILITARY CONSTRUCTION . . . . .</b>	<b>3,892,098,807</b>	<b>1,641,082,000</b>	<b>- - - - -</b>	<b>1,931,504,186</b>
<b>FAMILY HOUSING DEFENSE AGENCIES . . . . .</b>				
<b>CIVIL DEFENSE . . . . .</b>				
<b>SPECIAL FOREIGN CURRENCY PROGRAM . . . . .</b>				
<b>REVOLVING AND MANAGEMENT FUNDS</b>				
<b>PUBLIC ENTERPRISE FUNDS</b>				
DEPARTMENT OF THE ARMY . . . . .	2,208,370	- - - - -	- - - - -	141
DEPARTMENT OF THE NAVY . . . . .	3,748,872	- - - - -	- - - - -	-588,290
DEPARTMENT OF THE AIR FORCE . . . . .	1,790,018	- - - - -	- - - - -	- - - - -
DEFENSE AGENCIES . . . . .	- - - - -	- - - - -	- - - - -	-5,043
<b>TOTAL, PUBLIC ENTERPRISE FUNDS . . . . .</b>	<b>7,747,760</b>	<b>- - - - -</b>	<b>- - - - -</b>	<b>-593,193</b>
<b>INTRAGOVERNMENTAL FUNDS</b>				
DEPARTMENT OF THE ARMY . . . . .	780,445,682	100,000,000	10,000,000	-180,857,539
DEPARTMENT OF THE NAVY . . . . .	959,232,620	32,357,218	85,600,000	-61,301,969
DEPARTMENT OF THE AIR FORCE . . . . .	975,139,091	286,707,321	40,700,000	69,717,603
DEFENSE AGENCIES . . . . .	1,166,257,573	4,300,000	-136,300,000	-255,583,650
<b>TOTAL, INTRAGOVERNMENTAL FUNDS . . . . .</b>	<b>3,881,074,966</b>	<b>423,364,539</b>	<b>- - - - -</b>	<b>-428,025,555</b>
<b>TOTAL, REVOLVING AND MANAGEMENT FUND . . . . .</b>	<b>3,888,822,726</b>	<b>423,364,539</b>	<b>- - - - -</b>	<b>-428,618,747</b>
<b>TRUST FUND ACCOUNTS</b>				
DEPARTMENT OF THE ARMY . . . . .	60,872,171	59,220	- - - - -	-8,266,760
DEPARTMENT OF THE NAVY . . . . .	31,306,291	12,300,064	- - - - -	5,746,995
DEPARTMENT OF THE AIR FORCE . . . . .	63,143,579	9,566	- - - - -	-13,534,533
<b>TOTAL, TRUST FUND ACCOUNTS . . . . .</b>	<b>155,322,041</b>	<b>12,368,850</b>	<b>- - - - -</b>	<b>-16,054,298</b>
<b>PROPRIETARY RECEIPTS FROM THE PUBLIC . . . . .</b>				
<b>INTRABUDGETARY TRANSACTIONS . . . . .</b>				
<b>TOTAL, DEPARTMENT OF DEFENSE - MILITARY</b>	<b>62,701,238,793</b>	<b>115,875,707,452</b>	<b>- - - - -</b>	<b>103,123,886,609</b>
<b>DEPARTMENT OF DEFENSE - CIVIL</b>				
CEMETERIAL EXPENSES, ARMY . . . . .	3,300,598	5,000,000	- - - - -	4,688,457
CORPS OF ENGINEERS-CIVIL . . . . .	1,027,044,189	2,828,665,439	- - - - -	2,611,625,227
PROPRIETARY RECEIPTS FROM THE PUBLIC . . . . .	- - - - -	-57,827,326	- - - - -	-57,827,326
RYUKYU ISLANDS, ARMY . . . . .	2,995	- - - - -	- - - - -	2,995
SOLDIERS' AND AIRMEN'S HOME . . . . .	1,098,741	16,887,386	- - - - -	16,507,270
THE PANAMA CANAL				
CANAL ZONE GOVERNMENT . . . . .	7,147,266	73,197,000	- - - - -	71,155,301
PANAMA CANAL COMPANY . . . . .	87,142,715	- - - - -	- - - - -	-23,613,301
<b>TOTAL, THE PANAMA CANAL . . . . .</b>	<b>94,289,980</b>	<b>73,197,000</b>	<b>- - - - -</b>	<b>47,541,940</b>

OUTLAYS, AND BALANCES, FISCAL YEAR 1978 - Continued  
 Units or Program  
 details will not add to totals)

Balances with- drawn and other transactions	Unexpended appro- priations, other authorizations, and investments held	Balances, end of year				Unobligated <sup>2/</sup>
		Unpaid obligations		Receivables (deduct)		
		Undelivered orders and contracts	Accounts payable and other liabilities	Reimbursements earned and refunds	Unfilled customer orders	
\$118,235,702	\$266,360,331	\$8,653,693	\$331,878,092	\$74,171,454	- - - - -	- - - - -
90,906,577	266,231,358	56,625,417	291,595,844	81,885,863	- - - - -	- - - - -
141,359,771	114,488,368	90,219,885	104,829,917	80,576,567	- - - - -	\$15,133
350,502,050	647,180,058	155,498,995	728,303,853	236,637,884	- - - - -	15,133
10,132,761	21,359,920	- - - - -	22,085,201	725,281	- - - - -	- - - - -
-104,770,716	2,081,565,546	1,045,150,461	1,568,455,367	387,063,643	\$144,632,552	59,912
121,591,986	3,652,456,820	4,121,316,007	1,230,726,874	728,649,656	570,936,405	- - - - -
-50,433,837	1,450,477,313	885,260,061	794,473,359	214,200,555	15,055,551	- - - - -
31,201,693	554,295,961	145,487,470	599,296,606	190,121,895	299,787	-66,435
-2,410,874	7,739,195,640	6,197,214,000	4,192,952,207	1,520,035,749	1,130,924,295	-6,523
218,897,906	7,977,822,774	8,237,283,462	751,398,700	530,870,928	2,447,107,718	1,967,129,258
176,575,779	28,590,951,536	18,125,629,799	1,199,060,336	84,568,106	97,186,152	9,448,015,659
584,292,917	13,884,926,213	10,434,838,357	829,521,603	177,681,010	1,549,086,732	4,347,333,995
2,702,356	383,516,768	321,236,086	14,177,014	33,934,910	62,994,113	145,032,691
982,468,958	50,837,227,292	37,118,987,704	2,794,157,654	827,054,954	4,156,374,715	15,907,511,602
7,919,364	1,096,875,788	972,890,847	203,585,539	103,451,232	201,010,536	224,865,170
4,595,840	1,919,352,167	1,866,748,972	101,716,785	38,150,222	258,386,135	247,422,766
5,184,425	1,914,500,867	1,618,387,663	307,787,320	96,039,671	263,629,297	348,401,852
3,149,073	450,499,341	272,140,489	131,951,608	13,073,837	4,657,545	63,538,627
20,948,702	5,381,635,163	4,730,167,971	745,041,251	250,714,962	727,083,513	884,228,415
- - - - -	1,417,090,499	1,284,898,947	90,201,228	37,803,387	603,204,807	682,998,518
- - - - -	899,000,345	701,862,291	112,404,542	91,512,138	275,487,657	451,733,308
- - - - -	1,190,800,516	827,265,497	54,186,550	2,321,061	4,562,416	316,231,946
- - - - -	94,785,261	16,841,172	1,795,923	- - - - -	- - - - -	76,148,165
- - - - -	3,601,676,621	2,830,867,907	258,588,243	131,636,586	883,254,880	1,527,111,937
-13,124,139	891,116,351	406,030,927	256,817,859	3,751,698	126,942	232,146,205
3,214,941	51,125,345	44,102,343	15,250,611	8,223,609	- - - - -	- - - - -
1,247,354	5,100,213	- - - - -	3,747,654	- - - - -	- - - - -	1,352,559
- - - - -	2,208,729	- - - - -	- - - - -	- - - - -	- - - - -	2,208,729
- - - - -	4,337,163	89,440	108,289	244,099	- - - - -	4,383,533
- - - - -	1,790,018	- - - - -	- - - - -	- - - - -	- - - - -	1,790,018
- - - - -	5,043	- - - - -	- - - - -	- - - - -	- - - - -	5,043
- - - - -	8,340,952	89,440	108,289	244,099	- - - - -	8,387,323
-32,118,450	1,103,421,670	1,710,355,855	628,526,334	372,830,175	1,730,869,128	868,238,785
-65,141,305	1,203,633,112	2,225,265,858	1,073,267,335	550,954,299	2,587,662,986	1,443,717,203
-42,823,598	1,275,652,408	1,415,232,030	723,543,765	397,940,703	826,364,426	361,181,741
455,911,380	833,925,843	2,263,755,612	519,783,676	487,557,872	1,489,222,027	27,170,455
315,828,027	4,416,637,034	7,614,609,355	2,945,121,110	1,809,283,049	7,034,118,567	2,700,308,184
315,828,027	4,424,577,986	7,614,698,795	2,945,229,398	1,809,527,148	7,034,118,567	2,708,695,507
- - - - -	69,198,152	36,164,261	5,342,504	4,725,136	- - - - -	32,420,522
- - - - -	37,855,359	74,939	1,275,450	200,421	1,726,918	38,436,309
- - - - -	76,687,678	35,112,327	2,473,396	6,353,374	- - - - -	45,455,330
- - - - -	183,745,189	71,351,528	9,091,349	11,282,930	1,726,918	116,312,161
- - - - -	- - - - -	- - - - -	- - - - -	- - - - -	- - - - -	- - - - -
1,668,707,820	73,784,351,817	59,103,920,171	11,971,265,280	4,795,590,800	13,933,609,830	21,377,366,996
- - - - -	3,612,141	50,418	3,454,839	1,812	- - - - -	108,696
165,259	1,243,515,142	503,362,589	580,988,049	83,637,998	158,324,440	401,530,943
- - - - -	- - - - -	- - - - -	- - - - -	- - - - -	- - - - -	- - - - -
50,248	1,428,609	528,821	872,986	1,131	- - - - -	27,933
3,227,136	5,561,829	1,688,920	2,464,230	14,351	- - - - -	1,823,030
- - - - -	110,756,076	21,636,684	69,718,485	14,851,322	- - - - -	34,252,228
3,227,136	116,717,905	23,325,604	72,182,716	14,865,673	- - - - -	36,075,258

Table J - SUMMARY OF BUDGET APPROPRIATIONS.  
By Organizational  
(Cents omitted therefore)

Organization	Balances, beginning of year	Appropriations and other obligational authority	Transfers, borrowings, and invest- ments (net)	Outlays (net)
DEPARTMENT OF DEFENSE-CONTINUED				
DEPARTMENT OF DEFENSE - CIVIL-CONTINUED				
MISCELLANEOUS ACCOUNTS . . . . .	\$568,236	\$940,379	- - - - -	\$736,471
PROPRIETARY RECEIPTS FROM THE PUBLIC . . . . .	- - - - -	-49,646,301	- - - - -	-49,646,301
INTRABUDGETARY TRANSACTIONS . . . . .	- - - - -	-20,430,743	- - - - -	-20,430,743
TOTAL, DEPARTMENT OF DEFENSE - CIVIL . . . . .	1,126,304,739	2,796,785,835	- - - - -	2,553,197,991
TOTAL, DEPARTMENT OF DEFENSE . . . . .	63,827,543,531	118,672,493,287	- - - - -	105,677,084,599
DEPARTMENT OF ENERGY				
DEPARTMENTAL OPERATIONS . . . . .	4,997,998,963	10,732,019,912	\$61,357,212	6,704,448,506
POWER MARKETING ADMINISTRATION . . . . .	1,176,513,882	122,301,000	2,318,369	165,684,200
PROPRIETARY RECEIPTS FROM THE PUBLIC . . . . .	- - - - -	-440,386,992	- - - - -	-440,386,992
DEPARTMENT OF HEALTH, EDUCATION, AND WELFARE				
PUBLIC HEALTH SERVICE				
FOOD AND DRUG ADMINISTRATION . . . . .	64,867,986	293,375,500	- - - - -	275,967,853
HEALTH SERVICES ADMINISTRATION . . . . .	892,282,359	1,732,506,000	-27,788,080	1,545,917,488
CENTER FOR DISEASE CONTROL . . . . .	140,062,556	227,441,000	- - - - -	187,982,344
NATIONAL INSTITUTES OF HEALTH . . . . .	1,705,669,042	2,842,936,000	- - - - -	2,675,703,299
ALCOHOL, DRUG ABUSE, AND MENTAL HEALTH ADMINISTRATION . . . . .	818,313,877	1,074,952,545	- - - - -	1,006,067,076
HEALTH RESOURCES ADMINISTRATION . . . . .	901,942,031	758,747,000	3,943,045	949,707,790
OFFICE OF ASSISTANT SECRETARY FOR HEALTH . . . . .	121,246,096	197,843,953	-8,688,764	116,181,091
TOTAL, PUBLIC HEALTH SERVICE . . . . .	4,644,383,946	7,127,601,998	-31,933,799	6,757,520,940
HEALTH CARE FINANCING ADMINISTRATION . . . . .	4,638,221,685	18,205,452,120	-2,671,967,542	17,975,161,318
TRUST FUND ACCOUNTS				
FEDERAL HOSPITAL INSURANCE TRUST FUND . . . . .	11,114,685,203	18,543,022,476	- - - - -	17,861,676,180
FEDERAL SUPPLEMENTARY MEDICAL INSURANCE TRUST FUND . . . . .	2,279,426,202	9,045,490,008	- - - - -	7,356,491,492
TOTAL, TRUST FUND ACCOUNTS . . . . .	13,394,111,405	27,588,512,484	- - - - -	25,218,167,672
TOTAL, HEALTH CARE FINANCING ADMINISTRATION . . . . .	18,032,333,089	45,793,964,604	-2,671,967,542	43,193,328,991
EDUCATION DIVISION				
OFFICE OF EDUCATION . . . . .	9,709,679,396	10,391,458,426	3,581,000	8,674,342,513
NATIONAL INSTITUTE OF EDUCATION . . . . .	50,130,815	90,100,000	- - - - -	64,292,971
OFFICE OF ASSISTANT SECRETARY FOR EDUCATION . . . . .	29,912,004	40,360,113	- - - - -	24,983,155
TOTAL, EDUCATION DIVISION . . . . .	9,789,722,215	10,521,918,539	3,581,000	8,763,618,639
SOCIAL SECURITY ADMINISTRATION				
TRUST FUND ACCOUNTS				
FEDERAL OLD-AGE AND SURVIVORS INSURANCE TRUST FUND . . . . .	35,384,425,819	76,811,029,098	- - - - -	81,205,460,449
FEDERAL DISABILITY INSURANCE TRUST FUND . . . . .	4,244,791,258	12,783,707,165	- - - - -	12,655,284,563
TOTAL, TRUST FUNDS . . . . .	39,629,217,077	89,594,736,262	- - - - -	93,860,745,011
TOTAL, SOCIAL SECURITY ADMINISTRATION . . . . .	39,772,888,666	103,171,796,215	1,938,799,876	108,220,806,651
SPECIAL INSTITUTIONS				
AMERICAN PRINTING HOUSE FOR THE BLIND . . . . .	- - - - -	3,498,000	- - - - -	3,498,000
NATIONAL TECHNICAL INSTITUTE FOR THE DEAF . . . . .	101,612	14,630,000	- - - - -	14,782,709
GALLAUDET COLLEGE . . . . .	24,102,038	45,976,000	- - - - -	35,851,935
HOWARD UNIVERSITY . . . . .	18,719,169	99,118,000	- - - - -	97,658,570
TOTAL, SPECIAL INSTITUTIONS . . . . .	42,922,819	163,222,000	- - - - -	151,791,274
HUMAN DEVELOPMENT SERVICES				
DEPARTMENTAL MANAGEMENT . . . . .	951,458,794	5,288,298,282	769,044,511	5,252,263,876
PROPRIETARY RECEIPTS FROM THE PUBLIC . . . . .	57,306,311	189,440,000	- - - - -	174,203,721
INTRABUDGETARY TRANSACTIONS . . . . .	- - - - -	-35,073,359	- - - - -	-35,073,359
TOTAL, DEPARTMENT OF HEALTH, EDUCATION, AND WELFARE . . . . .	73,291,015,841	162,552,331,376	7,524,045	162,809,425,830
DEPARTMENT OF HOUSING AND URBAN DEVELOPMENT				
HOUSING PROGRAMS . . . . .	171,095,987,499	37,832,195,471	5,561,310	4,057,536,195
GOVERNMENT NATIONAL MORTGAGE ASSOCIATION . . . . .	21,680,337,499	7,395,000	-244,364,247	200,587,651
COMMUNITY PLANNING AND DEVELOPMENT . . . . .	7,416,259,046	4,057,000,000	- - - - -	2,964,953,866
NEW COMMUNITIES ADMINISTRATION . . . . .	20,389,148	98,057,447	- - - - -	98,477,285
FEDERAL INSURANCE ADMINISTRATION . . . . .	765,203,831	91,000,000	- - - - -	164,133,940
NEIGHBORHOODS, VOLUNTARY ASSOCIATIONS, AND CONSUMER PROTECTION . . . . .	4,479,240	5,342,064	- - - - -	5,118,374
POLICY DEVELOPMENT AND RESEARCH . . . . .	57,305,020	52,000,000	- - - - -	50,834,420
MANAGEMENT AND ADMINISTRATION . . . . .	44,114,999	237,534,000	- - - - -	222,955,778
PROPRIETARY RECEIPTS FROM THE PUBLIC . . . . .	- - - - -	-3,653,303	- - - - -	-3,653,303
TOTAL, DEPARTMENT OF HOUSING AND URBAN DEVELOPMENT . . . . .	201,084,076,281	42,376,874,679	-238,802,938	7,760,944,205

OUTLAYS, AND BALANCES, FISCAL YEAR 1978 - Continued

Units or Program  
 details will not add to totals)

Balances with- drawn and other transactions	Unexpended appro- priations, other authorizations, and investments held	Balances, end of year				Unobligated <sup>2/</sup>
		Unpaid obligations		Receivables (deduct)		
		Undelivered orders and contracts	Accounts payable and other liabilities	Reimbursements earned and refunds	Unfilled customer orders	
-----	\$772,144	\$26,157	\$128,197	-----	-----	\$617,791
-----	-----	-----	-----	-----	-----	-----
\$3,442,643	1,366,446,940	527,293,588	657,626,786	\$98,506,614	\$158,224,440	438,360,620
1,672,150,463	75,150,801,757	59,696,213,759	12,628,892,066	4,898,097,414	14,091,934,270	21,815,727,615
6,182,457	9,080,745,124	7,527,208,082	1,221,407,327	293,587,716	1,202,626,618	1,828,344,249
152,350,138	983,098,854	71,127,086	23,873,643	10,493,933	-----	898,592,058
-----	-----	-----	-----	-----	-----	-----
1,885,958	80,385,675	64,945,857	16,558,638	12,277,750	-----	11,162,931
24,398,785	1,026,684,006	1,186,411,746	91,752,003	267,580,559	-----	26,100,816
3,321,601	176,155,611	166,555,326	13,655,373	25,663,463	-----	21,652,374
20,689,610	1,852,212,133	2,236,589,613	591,312,661	966,982,365	42,560,087	33,852,311
-----	-----	-----	-----	-----	-----	-----
18,111,636	869,087,708	1,116,706,380	18,852,155	333,501,856	-----	67,031,030
14,196,095	700,728,191	1,317,325,610	20,358,715	823,100,267	-----	186,144,134
3,247,820	191,572,373	104,733,728	56,574,160	14,293,921	1,897,071	46,455,478
85,851,508	4,896,873,698	6,193,268,259	799,063,704	2,443,400,181	44,457,158	392,399,074
-599,805,877	2,796,350,821	7,843,947,672	13,289,017	5,060,885,867	-----	-----
-----	11,796,031,499	94,690,932	-----	54,942,652	-----	11,756,283,219
-----	3,968,424,718	7,293,749	-----	57,176,199	-----	4,018,307,169
-----	15,764,456,216	101,984,680	-----	112,118,852	-----	15,774,590,387
-599,805,877	18,560,807,038	7,945,932,352	13,289,017	5,173,004,719	-----	15,774,590,387
357,214,446	11,073,161,860	7,668,935,751	1,459,652,207	107,143,368	-----	2,051,717,270
601,947	75,335,897	75,531,741	1,079,798	1,275,642	-----	-----
2,142,556	43,146,403	35,489,143	7,529,474	3,924	-----	131,710
359,958,954	11,191,644,161	7,779,956,635	1,468,261,479	108,422,934	-----	2,051,848,980
-327,894,243	1,627,364,021	3,898,323,473	307,081,840	2,702,984,184	-----	124,942,893
-----	30,989,994,468	199,680,106	7,087,666,411	399,657,714	-----	24,102,305,664
-----	4,373,213,860	72,015,893	1,070,061,501	226,175,727	-----	3,457,316,194
-----	35,363,206,328	271,695,999	8,157,727,912	625,837,441	-----	27,559,621,858
-327,894,243	36,990,572,349	4,170,019,472	8,464,809,752	3,328,821,625	-----	27,684,564,751
-----	-----	-----	-----	-----	-----	-----
2,516	-53,676	5,894,609	78,996	6,027,282	-----	-----
-----	34,226,103	18,145,725	-----	40	-----	16,080,417
244	20,178,355	19,424,249	5,256	10,467,945	-----	11,216,795
2,763	54,350,781	43,464,584	84,252	16,495,267	-----	27,297,212
31,784,668	1,724,753,044	4,026,320,370	211,422,040	2,528,078,642	-----	15,089,275
7,211,482	65,331,107	79,916,499	15,905,831	37,065,852	-----	6,574,628
-----	-----	-----	-----	-----	-----	-----
-442,890,746	73,484,332,178	30,238,878,172	10,972,836,075	13,635,289,219	44,457,158	45,952,364,309
3,367,079,855	201,509,128,191	181,565,494,708	3,107,870,815	546,878,516	-----	17,382,641,184
-96,086,434	21,338,871,035	5,384,779,129	1,195,264,276	747,672,917	-----	15,506,500,547
1,208,537	8,507,096,642	6,462,809,655	8,003,687	7,415,119	-----	2,043,702,419
-12,903,945	32,873,255	4,367,307	15,570,741	900,118	-----	13,835,326
179,110	691,890,781	97,645,658	188,560,571	3,355,646	-----	409,040,198
-----	-----	-----	-----	-----	-----	-----
41,228	4,661,701	4,296,072	365,000	-----	-----	630
-970,456	59,441,056	59,795,633	500,096	1,225,785	-----	375,113
12,270,792	46,422,429	29,743,428	47,248,275	22,594,318	9,203,731	1,228,776
3,270,818,727	232,190,385,090	193,608,931,589	4,563,383,459	1,330,050,419	9,203,731	35,357,324,192



Table J - SUMMARY OF BUDGET APPROPRIATIONS,  
By Organizational  
(Cents omitted therefore)

Organization	Balances, beginning of year	Appropriations and other obligational authority	Transfers, borrowings, and invest- ments (net)	Outlays (net)
<b>DEPARTMENT OF THE INTERIOR</b>				
LAND AND WATER RESOURCES				
BUREAU OF LAND MANAGEMENT . . . . .	\$109,811,998	\$778,610,900	-\$26,000,000	\$739,864,031
BUREAU OF RECLAMATION . . . . .	604,901,705	693,523,884	-3,441,751	668,594,839
OFFICE OF WATER RESEARCH AND TECHNOLOGY . . . . .	14,975,821	25,307,000	- - - - -	17,620,420
TOTAL, LAND AND WATER RESOURCES . . . . .	729,689,523	1,497,441,785	-29,441,751	1,426,075,290
FISH AND WILDLIFE AND PARKS				
HERITAGE CONSERVATION AND RECREATION SERVICE . . . . .	722,287,764	896,596,724	54,730,647	656,967,913
UNITED STATES FISH AND WILDLIFE SERVICE . . . . .	235,012,756	367,831,492	- - - - -	315,603,504
NATIONAL PARK SERVICE . . . . .	290,318,251	523,816,812	-26,730,647	458,553,870
TOTAL, FISH AND WILDLIFE AND PARKS . . . . .	1,247,618,770	1,788,245,028	26,000,000	1,431,125,287
ENERGY AND MINERALS				
GEOLOGICAL SURVEY . . . . .	65,544,293	585,443,120	- - - - -	501,794,790
OFFICE OF SURFACE MINING RECLAMATION AND ENFORCEMENT . . . . .	984,355	67,527,000	- - - - -	5,411,790
MINING ENFORCEMENT AND SAFETY ADMINISTRATION . . . . .	14,394,177	39,261,765	-5,167,546	48,487,996
BUREAU OF MINES . . . . .	201,000,458	138,930,538	-60,370,571	121,412,002
TOTAL, ENERGY AND MINERALS . . . . .	281,923,284	831,162,423	-65,538,517	677,106,579
INDIAN AFFAIRS				
BUREAU OF INDIAN AFFAIRS . . . . .	864,999,348	1,230,685,143	- - - - -	1,135,382,786
TOTAL, INDIAN AFFAIRS . . . . .	864,999,348	1,230,685,143	- - - - -	1,135,382,786
TERRITORIAL AFFAIRS				
OFFICE OF TERRITORIAL AFFAIRS . . . . .	83,529,804	233,296,422	- - - - -	176,807,623
TOTAL, TERRITORIAL AFFAIRS . . . . .	83,529,804	233,296,422	- - - - -	176,807,623
SECRETARIAL OFFICES				
OFFICE OF THE SOLICITOR AND OFFICE OF THE SECRETARY . . . . .	9,147,616	54,421,880	1,689,791	38,738,380
TOTAL, SECRETARIAL OFFICES . . . . .	9,147,616	54,421,880	1,689,791	38,738,380
PROPRIETARY RECEIPTS FROM THE PUBLIC . . . . .	- - - - -	-1,138,024,233	- - - - -	-1,138,024,233
INTRABUDGETARY TRANSACTIONS . . . . .	- - - - -	-69,609,738	- - - - -	-69,609,738
TOTAL, DEPARTMENT OF THE INTERIOR . . . . .	3,216,908,346	4,427,618,710	-67,290,476	3,677,605,975
<b>DEPARTMENT OF JUSTICE</b>				
GENERAL ADMINISTRATION . . . . .	7,154,188	27,582,000	- - - - -	23,443,759
LEGAL ACTIVITIES . . . . .	34,367,125	360,836,000	- - - - -	340,344,446
FEDERAL BUREAU OF INVESTIGATION . . . . .	56,460,054	553,954,000	- - - - -	552,001,192
IMMIGRATION AND NATURALIZATION SERVICE . . . . .	31,987,905	283,087,000	- - - - -	274,680,933
DRUG ENFORCEMENT ADMINISTRATION . . . . .	35,011,839	188,295,000	- - - - -	177,882,777
FEDERAL PRISON SYSTEM . . . . .	145,267,683	318,326,000	- - - - -	312,025,084
LAW ENFORCEMENT ASSISTANCE ADMINISTRATION . . . . .	973,490,290	644,582,000	- - - - -	724,068,258
PROPRIETARY RECEIPTS FROM THE PUBLIC . . . . .	- - - - -	-7,074,014	- - - - -	-7,074,014
TOTAL, DEPARTMENT OF JUSTICE . . . . .	1,283,739,084	2,369,567,986	- - - - -	2,397,372,436
<b>DEPARTMENT OF LABOR</b>				
EMPLOYMENT AND TRAINING ADMINISTRATION . . . . .	11,281,556,629	4,997,092,000	- - - - -	12,077,345,346
UNEMPLOYMENT TRUST FUND . . . . .	6,473,571,314	15,160,883,750	-19,700,000	11,169,127,712
TOTAL, EMPLOYMENT AND TRAINING ADMINISTRATION . . . . .	17,755,127,943	20,157,975,750	-19,700,000	23,246,473,058
LABOR-MANAGEMENT SERVICES ADMINISTRATION . . . . .	13,685,320	57,061,000	- - - - -	54,391,877
EMPLOYMENT STANDARDS ADMINISTRATION . . . . .	17,724,719	556,678,987	- - - - -	415,836,054
OCCUPATIONAL SAFETY AND HEALTH ADMINISTRATION . . . . .	29,829,808	139,070,000	- - - - -	147,379,801
MINE SAFETY AND HEALTH ADMINISTRATION . . . . .	- - - - -	73,266,356	3,478,155	60,688,142
BUREAU OF LABOR STATISTICS . . . . .	11,818,088	84,015,000	- - - - -	79,808,814
DEPARTMENTAL MANAGEMENT . . . . .	15,063,971	66,498,000	- - - - -	57,933,834
PROPRIETARY RECEIPTS FROM THE PUBLIC . . . . .	- - - - -	-7,206,554	- - - - -	-7,206,554
INTRABUDGETARY TRANSACTIONS . . . . .	- - - - -	-1,153,258,100	- - - - -	-1,153,258,100
TOTAL, DEPARTMENT OF LABOR . . . . .	17,843,249,848	19,974,097,440	-16,221,845	22,902,043,926
<b>DEPARTMENT OF STATE</b>				
ADMINISTRATION OF FOREIGN AFFAIRS . . . . .	497,780,788	1,054,867,586	- - - - -	918,062,912
INTERNATIONAL ORGANIZATIONS AND CONFERENCES . . . . .	66,318,290	460,966,000	- - - - -	381,670,255
INTERNATIONAL COMMISSIONS . . . . .	13,593,316	32,153,000	- - - - -	21,273,821
OTHER . . . . .	27,046,603	81,697,200	- - - - -	77,153,739
PROPRIETARY RECEIPTS FROM THE PUBLIC . . . . .	- - - - -	-14,025,660	- - - - -	-14,025,660
INTRABUDGETARY TRANSACTIONS . . . . .	- - - - -	-132,598,738	- - - - -	-132,598,738
TOTAL, DEPARTMENT OF STATE . . . . .	604,738,997	1,483,056,389	- - - - -	1,251,536,329

OUTLAYS, AND BALANCES, FISCAL YEAR 1978 - Continued

Units or Program  
 details will not add to totals)

Balances with- drawn and other transactions	Unexpended appro- priations, other authorizations, and investments held	Balances, end of year				Unobligated <sup>2/</sup>
		Unpaid obligations		Receivables (deduct)		
		Undelivered orders and contracts	Accounts payable and other liabilities	Reimbursements earned and refunds	Unfilled customer orders	
\$1,419,152	\$121,135,716	\$92,165,174	\$20,803,571	\$17,588,875	- - - - -	\$25,759,845
64,385,680	562,003,320	160,138,298	75,019,755	24,275,832	- - - - -	351,121,099
27,635	22,634,762	21,883,708	455,155	227,881	- - - - -	523,780
65,832,470	705,777,757	274,187,180	96,278,481	42,092,587	- - - - -	377,404,724
30,325,383	986,321,839	780,221,471	47,497,894	29,352,504	- - - - -	187,954,977
1,490,614	285,750,130	201,187,808	33,095,586	17,548,445	\$10,125,620	79,140,801
1,897,045	324,553,500	203,593,203	25,408,071	21,927,411	- - - - -	117,879,638
33,713,042	1,597,025,469	1,185,002,482	106,001,551	68,828,360	10,125,620	384,975,416
2,683,152	146,509,470	157,272,589	56,218,927	73,967,663	- - - - -	6,985,617
6,890,999	56,208,566	24,561,322	1,312,178	1,321,549	- - - - -	31,656,614
4,313,857	153,834,566	99,699,037	41,599,905	6,031,433	3,471,262	22,038,319
13,888,009	356,552,602	281,532,948	99,131,010	81,320,645	3,471,262	60,680,551
6,598,901	953,702,805	418,086,949	82,791,016	217,051,414	- - - - -	669,876,254
6,598,901	953,702,805	418,086,949	82,791,016	217,051,414	- - - - -	669,876,254
- - - - -	140,018,603	57,935,063	5,304,971	5,176,260	- - - - -	81,954,829
- - - - -	140,018,603	57,935,063	5,304,971	5,176,260	- - - - -	81,954,829
2,063,661	24,457,245	10,303,446	21,088,822	14,854,760	400,677	8,320,414
2,063,661	24,457,245	10,303,446	21,088,822	14,854,760	400,677	8,320,414
122,096,083	3,777,534,522	2,227,048,067	410,595,852	429,324,026	13,997,559	1,583,212,187
963,087	10,329,341	3,137,736	8,493,423	3,327,390	- - - - -	2,025,572
7,922,486	46,536,192	17,225,461	35,991,331	6,297,970	- - - - -	17,370
217,458	58,195,404	27,782,893	31,261,484	848,973	- - - - -	- - - - -
614,313	39,779,659	21,366,456	21,700,894	3,518,213	- - - - -	230,523
9,260,056	36,163,566	33,232,169	6,350,404	7,653,759	- - - - -	4,235,152
1,396,933	150,171,666	65,181,351	34,358,146	12,842,430	52,476,529	115,951,128
165,864	893,838,169	1,219,241,771	450,733,696	850,973,130	- - - - -	74,835,831
20,540,238	1,235,414,396	1,387,167,836	588,889,378	885,461,865	52,476,529	197,295,576
950,604,703	3,250,658,580	3,079,097,480	441,643,680	514,245,764	- - - - -	244,207,184
- - - - -	10,445,627,353	9,507,127	43,464,691	23,719,132	- - - - -	10,416,314,666
950,604,703	13,696,325,933	3,088,664,607	485,108,372	537,968,896	- - - - -	10,660,521,851
2,958,549	13,395,894	12,756,128	1,460,267	820,500	- - - - -	- - - - -
133,715,132	24,852,520	14,275,610	8,242,209	1,605,483	- - - - -	3,940,183
6,411,096	15,108,912	14,825,738	8,572,644	8,465,950	- - - - -	176,460
543,586	15,512,782	12,026,621	5,759,929	2,272,108	1,660	- - - - -
3,747,785	12,276,489	9,778,644	2,663,990	559,523	- - - - -	393,378
1,630,518	21,997,619	9,213,474	10,756,246	1,810,730	- - - - -	3,838,629
1,099,611,369	13,799,470,149	3,101,540,821	522,563,657	553,503,190	1,660	10,668,870,521
11,266,608	623,318,854	94,876,296	152,275,018	125,844,569	1,383,613	503,395,723
2,018,177	143,595,857	12,749,507	131,716,633	2,152,421	- - - - -	1,282,139
592,391	23,880,104	3,078,954	2,515,946	25,395	- - - - -	18,314,599
4,529,546	27,060,517	7,626,124	19,375,350	3,991,586	- - - - -	4,050,629
18,406,723	817,855,333	118,330,880	305,882,946	132,017,970	1,383,613	527,043,090

Table J - SUMMARY OF BUDGET APPROPRIATIONS,  
By Organizational  
(Cents omitted therefore)

Organization	Balances, beginning of year <sup>1/</sup>	Appropriations and other obligatory authority	Transfers, borrowings, and invest- ments (net)	Outlays (net)
<b>DEPARTMENT OF TRANSPORTATION</b>				
OFFICE OF THE SECRETARY . . . . .	\$18,725,316	\$59,904,000	\$249,740	\$41,884,854
COAST GUARD . . . . .	461,166,219	1,433,842,049	-	1,284,061,613
FEDERAL AVIATION ADMINISTRATION . . . . .	5,912,716,897	2,850,133,464	-	2,777,941,356
FEDERAL HIGHWAY ADMINISTRATION . . . . .	26,549,860,268	8,193,694,279	-145,200,000	6,075,898,097
NATIONAL HIGHWAY TRAFFIC SAFETY ADMINISTRATION . . . . .	329,332,570	93,110,304	143,700,000	210,353,416
FEDERAL RAILROAD ADMINISTRATION . . . . .	386,239,020	1,233,188,984	175,406,895	1,075,464,820
URBAN MASS TRANSPORTATION ADMINISTRATION . . . . .	12,630,808,820	574,000,000	-	2,027,529,299
SAINT LAWRENCE SEAWAY DEVELOPMENT CORPORATION . . . . .	10,886,145	-	-	-2,627,216
RESEARCH AND SPECIAL PROGRAMS DIRECTORATE . . . . .	36,065,959	8,290,000	-	988,769
PROPRIETARY RECEIPTS FROM THE PUBLIC . . . . .	-	-39,493,066	-	-39,493,066
<b>TOTAL, DEPARTMENT OF TRANSPORTATION . . . . .</b>	<b>46,335,801,214</b>	<b>15,041,550,015</b>	<b>174,156,635</b>	<b>13,451,791,923</b>
<b>THE DEPARTMENT OF THE TREASURY</b>				
OFFICE OF THE SECRETARY . . . . .	90,111,716	230,321,385	-175,406,895	27,247,344
MISCELLANEOUS ACCOUNTS OFFICE OF THE SECRETARY . . . . .	61,551,986	39,102,131	-	-1,234,201
<b>TOTAL, OFFICE OF THE SECRETARY . . . . .</b>	<b>151,663,702</b>	<b>269,423,516</b>	<b>-175,406,895</b>	<b>26,013,143</b>
OFFICE OF REVENUE SHARING . . . . .	1,941,814,764	15,117,348,000	-	15,014,159,134
INTRABUDGETARY TRANSACTIONS . . . . .	-	-6,354,924,000	-	-6,854,924,000
FEDERAL LAW ENFORCEMENT TRAINING CENTER . . . . .	36,165,613	13,453,000	-	17,450,584
BUREAU OF GOVERNMENT FINANCIAL OPERATIONS . . . . .	2,321,600,304	1,547,816	-	352,663,884
BUREAU OF ALCOHOL, TOBACCO AND FIREARMS . . . . .	12,502,671	120,320,000	-	128,109,881
UNITED STATES CUSTOMS SERVICE . . . . .	62,226,490	642,821,246	-	634,378,573
BUREAU OF ENGRAVING AND PRINTING . . . . .	11,461,574	5,000,000	-	-3,361,499
BUREAU OF THE MINT . . . . .	14,323,225	42,378,974	-	42,466,442
BUREAU OF THE PUBLIC DEBT . . . . .	17,278,697	118,380,000	-	121,508,406
INTERNAL REVENUE SERVICE . . . . .	174,136,769	3,351,382,194	-	3,325,766,601
UNITED STATES SECRET SERVICE . . . . .	18,523,284	138,901,043	-	129,100,437
COMPTROLLER OF THE CURRENCY . . . . .	52,347,873	-	-	-4,426,288
INTEREST ON THE PUBLIC DEBT . . . . .	-	48,694,855,509	-	48,094,855,509
PROPRIETARY RECEIPTS FROM THE PUBLIC . . . . .	-	-897,030,999	-	-897,030,999
RECEIPTS FROM OFF-BUDGET FEDERAL AGENCIES . . . . .	-	-2,767,670,183	-	-2,767,670,183
INTRABUDGETARY TRANSACTIONS . . . . .	-	-1,649,914,795	-	-1,649,914,795
<b>TOTAL, THE DEPARTMENT OF THE TREASURY . . . . .</b>	<b>4,814,053,226</b>	<b>56,805,523,670</b>	<b>-175,406,895</b>	<b>56,309,144,830</b>
<b>ENVIRONMENTAL PROTECTION AGENCY . . . . .</b>	<b>14,750,687,216</b>	<b>5,498,635,000</b>	<b>-</b>	<b>4,071,980,825</b>
PROPRIETARY RECEIPTS FROM THE PUBLIC . . . . .	-	-508,769	-	-508,769
<b>GENERAL SERVICES ADMINISTRATION</b>				
REAL PROPERTY ACTIVITIES . . . . .	488,708,603	8,935,000	-	-160,740,641
PERSONAL PROPERTY ACTIVITIES . . . . .	167,675,367	168,144,000	-	196,530,836
RECORDS ACTIVITIES . . . . .	12,083,511	71,599,348	-	72,684,315
AUTOMATED DATA AND TELECOMMUNICATIONS ACTIVITIES . . . . .	58,628,207	8,490,000	-	14,710,725
PROPERTY MANAGEMENT AND DISPOSAL ACTIVITIES . . . . .	3,705,493	-	-	29,219
PREPAREDNESS ACTIVITIES . . . . .	4,363,243	40,202,000	-	34,464,215
GENERAL ACTIVITIES . . . . .	13,830,507	107,962,400	-	99,052,341
PROPRIETARY RECEIPTS FROM THE PUBLIC . . . . .	-	-137,848,658	-	-137,848,658
INTRABUDGETARY TRANSACTIONS . . . . .	-	-1,839,360	-	-1,839,360
<b>TOTAL, GENERAL SERVICES ADMINISTRATION . . . . .</b>	<b>748,994,932</b>	<b>265,644,730</b>	<b>-</b>	<b>117,042,993</b>
<b>NATIONAL AERONAUTICS AND SPACE ADMINISTRATION . . . . .</b>	<b>1,093,985,816</b>	<b>4,063,734,971</b>	<b>-</b>	<b>3,983,676,885</b>
PROPRIETARY RECEIPTS FROM THE PUBLIC . . . . .	-	-3,654,592	-	-3,654,592
<b>TOTAL, NATIONAL AERONAUTICS AND SPACE ADMINISTRATION . . . . .</b>	<b>1,093,985,816</b>	<b>4,060,080,378</b>	<b>-</b>	<b>3,980,022,293</b>
<b>VETERANS ADMINISTRATION . . . . .</b>	<b>13,914,857,179</b>	<b>19,528,912,240</b>	<b>129,595,546</b>	<b>19,480,722,485</b>
PROPRIETARY RECEIPTS FROM THE PUBLIC . . . . .	-	-516,098,190	-	-516,098,190
INTRABUDGETARY TRANSACTIONS . . . . .	-	-2,471,931	-	-2,471,931
<b>INDEPENDENT AGENCIES</b>				
ACTION . . . . .	76,799,723	204,623,955	-	203,329,284
PROPRIETARY RECEIPTS FROM THE PUBLIC . . . . .	-	-165,613	-	-165,613
ADMINISTRATIVE CONFERENCE OF THE UNITED STATES . . . . .	192,875	935,000	-	861,825
ADVISORY COMMITTEE ON FEDERAL PAY . . . . .	20,953	220,000	-	119,607
ADVISORY COUNCIL ON HISTORIC PRESERVATION . . . . .	415,834	1,137,000	-	1,258,353
PROPRIETARY RECEIPTS FROM THE PUBLIC . . . . .	-	-20	-	-20
AMERICAN BATTLE MONUMENTS COMMISSION . . . . .	1,239,440	6,484,392	-	6,021,062
PROPRIETARY RECEIPTS FROM THE PUBLIC . . . . .	-	-9,974	-	-9,974
ARMS CONTROL AND DISARMAMENT AGENCY . . . . .	3,207,350	16,320,000	-	13,990,256
BOARD FOR INTERNATIONAL BROADCASTING . . . . .	764,565	75,900,000	-	65,615,672
PROPRIETARY RECEIPTS FROM THE PUBLIC . . . . .	-	-164,059	-	-164,059
CENTRAL INTELLIGENCE AGENCY . . . . .	-	35,100,000	-	35,100,000
CIVIL AERONAUTICS BOARD . . . . .	9,682,199	99,466,402	-	101,471,241
PROPRIETARY RECEIPTS FROM THE PUBLIC . . . . .	-	-111,313	-	-111,313

OUTLAYS, AND BALANCES, FISCAL YEAR 1978 - Continued

Units or Program  
 (Details will not add to totals)

Balances with- drawn and other transactions	Unexpended appro- priations, other authorizations, and investments held	Balances, end of year				Unobligated <sup>2/</sup>
		Unpaid obligations		Receivables (deduct)		
		Undelivered orders and contracts	Accounts payable and other liabilities	Reimbursements earned and refunds	Unfilled customer orders	
\$1,079,288	\$35,544,534	\$31,399,728	\$7,726,684	\$8,069,855	\$7,363,529	\$12,251,906
4,525,144	606,421,511	481,572,177	99,842,267	49,173,741	32,217,307	107,398,115
15,990,456	6,003,798,548	1,046,596,643	248,545,131	29,311,498	29,739,958	4,767,708,231
186,634,444	28,935,822,006	11,502,304,405	658,963,313	19,882,187	66,316,775	16,880,753,251
1,658,601	354,130,858	429,951,842	7,479,478	14,446,406	213,774,598	144,920,541
2,084,633	717,265,446	700,144,865	7,595,316	155,566,915	-	159,092,180
102,357,694	11,074,921,827	4,894,300,629	462,567,104	6,055,721	-	5,724,109,815
1,000,000	12,713,361	1,253,348	1,452,669	1,079,680	-	11,087,024
175,842	43,191,348	25,724,591	10,250,787	766,615	-	7,981,965
315,506,102	47,784,209,839	19,119,248,228	1,504,422,748	284,352,016	370,412,167	27,815,303,047
27,816,436	89,962,426	181,043,365	2,828,222	95,136,173	-	1,229,012
987,851	100,900,467	16,894	571,679	144,753	-	100,456,648
28,804,287	190,862,893	181,060,259	3,399,901	95,282,926	-	101,685,659
754,985	2,044,248,645	1,246,159	1,709,044,001	224,133	-	334,182,617
564,990	31,603,039	11,124,022	3,964,550	495,055	-	17,009,522
2,305,377,378	116,045,467	7,042,293	102,673,833	6,814,221	-	13,143,562
1,103,129	11,921,661	3,119,098	10,546,721	1,744,158	-	-
5,670,105	65,009,058	32,288,232	24,852,133	8,509,827	-	16,378,520
884,492	19,823,073	10,855,666	34,267,766	13,952,442	23,436,348	12,088,431
1,544,733	13,351,266	4,344,981	4,879,702	2,208,038	-	6,334,621
7,688,243	12,605,558	2,434,806	10,860,010	689,258	-	-
3,208,420	192,064,120	22,732,210	179,050,747	10,449,152	-	730,314
-	25,115,469	11,499,577	11,743,438	1,843,440	-	3,715,895
-	56,774,160	-	31,768,086	1,250,961	-	26,257,035
2,355,600,762	2,779,424,409	287,747,303	2,127,050,890	143,463,612	23,436,348	531,526,176
3,267,813	16,174,073,577	10,422,562,071	2,034,059,155	82,828,001	-	3,800,280,354
77,301,680	581,082,564	223,268,097	473,987,631	135,627,202	213,907,141	333,361,178
4,956,797	134,231,734	502,004,121	198,008,850	128,834,402	385,516,614	-50,930,221
1,589,193	9,409,352	4,366,219	7,487,324	6,174,185	362,935	4,112,927
5,041,506	47,365,575	9,441,244	77,940,854	72,535,505	1,224,772	33,744,154
81,012	3,595,267	72	4,000	2,769	-	3,593,960
1,770,623	8,330,405	4,328,912	5,691,432	2,782,601	1,505,120	2,597,782
5,981,236	16,755,331	5,945,125	8,987,272	2,177,209	-	4,004,142
96,722,047	800,874,622	749,353,791	772,107,363	348,133,872	702,936,582	330,483,923
2,807,284	1,171,236,618	732,947,891	639,118,062	414,266,286	238,403,144	451,840,095
2,807,284	1,171,236,618	732,947,891	639,118,062	414,266,286	238,403,144	451,840,095
269,077,930	13,823,964,549	748,923,532	1,986,952,409	267,946,944	47,515,440	11,403,550,993
744,452	77,349,942	109,079,793	19,276,876	51,392,212	-	385,484
20,494	245,557	207,289	40,208	1,940	-	-
106,604	14,742	10,436	4,306	-	-	-
5,512	288,969	174,863	207,982	93,876	-	-
12,196	1,690,574	621,360	749,394	-	-	319,820
107,490	5,429,604	4,382,101	1,481,653	434,150	-	-
89,838	10,955,054	5,482,851	2,522,089	24,800	-	2,578,914
51,421	7,625,539	813,123	6,592,391	45,856	-	266,281

Table J - SUMMARY OF BUDGET APPROPRIATIONS,  
By Organizational  
(Cents omitted therefore)

Organization	Balances, beginning of year <sup>1/</sup>	Appropriations and other obligational authority	Transfers, borrowings, and invest- ments (net)	Outlays (net)
<b>INDEPENDENT AGENCIES-CONTINUED</b>				
CIVIL SERVICE COMMISSION . . . . .	\$52,589,187,595	\$25,678,176,297	- - - - -	\$18,425,044,414
PROPRIETARY RECEIPTS FROM THE PUBLIC . . . . .	- - - - -	-1,604,592	- - - - -	-1,604,592
INTRABUDGETARY TRANSACTIONS . . . . .	- - - - -	-7,460,781,563	- - - - -	-7,460,781,563
COMMISSION ON FINE ARTS . . . . .	73,816	243,000	- - - - -	237,376
PROPRIETARY RECEIPTS FROM THE PUBLIC . . . . .	- - - - -	-2	- - - - -	-2
COMMISSION ON CIVIL RIGHTS . . . . .	1,641,105	10,846,000	- - - - -	10,464,957
COMMITTEE FOR PURCHASE FROM THE BLIND AND OTHER SEVERELY HANDICAPPED . . . . .	56,050	361,000	- - - - -	328,029
COMMODITY FUTURES TRADING COMMISSION . . . . .	1,309,731	13,950,000	- - - - -	14,310,907
PROPRIETARY RECEIPTS FROM THE PUBLIC . . . . .	- - - - -	-5,866	- - - - -	-5,866
COMMUNITY SERVICES ADMINISTRATION . . . . .	380,536,955	797,853,000	- - - - -	768,216,479
PROPRIETARY RECEIPTS FROM THE PUBLIC . . . . .	- - - - -	-297,661	- - - - -	-297,661
CONSUMER PRODUCT SAFETY COMMISSION . . . . .	12,645,283	40,461,000	- - - - -	40,063,148
PROPRIETARY RECEIPTS FROM THE PUBLIC . . . . .	- - - - -	-4,543	- - - - -	-4,543
CORPORATION FOR PUBLIC BROADCASTING . . . . .	- - - - -	119,200,000	- - - - -	119,200,000
DISTRICT OF COLUMBIA . . . . .	126,402,500	436,947,600	- - - - -	414,947,600
PROPRIETARY RECEIPTS FROM THE PUBLIC . . . . .	- - - - -	-43,979,425	- - - - -	-43,979,425
EMERGENCY LOAN GUARANTEE BOARD . . . . .	32,240,650	- - - - -	- - - - -	1,204,781
EQUAL EMPLOYMENT OPPORTUNITY COMMISSION . . . . .	10,233,454	84,550,000	- - - - -	74,214,087
PROPRIETARY RECEIPTS FROM THE PUBLIC . . . . .	- - - - -	-53,545	- - - - -	-53,545
EXPORT-IMPORT BANK OF THE UNITED STATES . . . . .	7,279,137,974	- - - - -	- - - - -	-105,903,994
FARM CREDIT ADMINISTRATION . . . . .	261,940,623	- - - - -	- - - - -	-356,279
PROPRIETARY RECEIPTS FROM THE PUBLIC . . . . .	- - - - -	-1,856	- - - - -	-1,856
FEDERAL COMMUNICATIONS COMMISSION . . . . .	6,523,317	64,550,000	- - - - -	64,083,934
PROPRIETARY RECEIPTS FROM THE PUBLIC . . . . .	- - - - -	-18,842	- - - - -	-18,842
FEDERAL DEPOSIT INSURANCE CORPORATION . . . . .	10,471,309,898	- - - - -	- - - - -	-566,610,816
FEDERAL ELECTION COMMISSION . . . . .	1,071,741	7,610,000	- - - - -	7,174,354
FEDERAL HOME LOAN BANK BOARD . . . . .	9,430,537,875	-10,055,000	- - - - -	-403,045,213
FEDERAL MARITIME COMMISSION . . . . .	711,273	9,724,000	- - - - -	9,274,051
PROPRIETARY RECEIPTS FROM THE PUBLIC . . . . .	- - - - -	-27,122	- - - - -	-27,122
FEDERAL MEDIATION AND CONCILIATION . . . . .	2,095,524	22,465,000	- - - - -	21,961,487
PROPRIETARY RECEIPTS FROM THE PUBLIC . . . . .	- - - - -	-1,655	- - - - -	-1,655
FEDERAL MINE SAFETY AND HEALTH REVIEW COMMISSION . . . . .	- - - - -	1,185,000	- - - - -	786,806
FEDERAL TRADE COMMISSION . . . . .	10,210,199	62,100,000	- - - - -	59,445,961
PROPRIETARY RECEIPTS FROM THE PUBLIC . . . . .	- - - - -	-630,689	- - - - -	-630,689
FOREIGN CLAIMS SETTLEMENT COMMISSION . . . . .	11,398,239	920,000	- - - - -	886,537
HARRY S TRUMAN SCHOLARSHIP FOUNDATION . . . . .	31,206,779	- - - - -	- - - - -	-1,841,095
HISTORICAL AND MEMORIAL AGENCIES AMERICAN REVOLUTION BICENTENNIAL ADMINISTRATION . . . . .	556,732	- - - - -	- - - - -	- - - - -
OTHER HISTORICAL AND MEMORIAL AGENCIES . . . . .	42,867	25,000	- - - - -	17,335
<b>TOTAL, HISTORICAL AND MEMORIAL AGENCIES</b>	<b>599,600</b>	<b>25,000</b>	<b>- - - - -</b>	<b>17,335</b>
INDIAN CLAIMS COMMISSION . . . . .	64,245	1,764,000	- - - - -	1,358,507
PROPRIETARY RECEIPTS FROM THE PUBLIC . . . . .	- - - - -	-34	- - - - -	-34
INTERGOVERNMENTAL AGENCIES ADVISORY COMMISSION ON INTERGOVERNMENTAL RELATIONS . . . . .	228,970	1,701,250	- - - - -	1,207,287
APPALACHIAN REGIONAL COMMISSION . . . . .	2,590,469	6,180,604	- - - - -	6,187,699
PROPRIETARY RECEIPTS FROM THE PUBLIC . . . . .	- - - - -	-1,700,000	- - - - -	-1,700,000
INTRABUDGETARY TRANSACTIONS . . . . .	- - - - -	-2,357,604	- - - - -	-2,357,604
DELAWARE RIVER BASIN COMMISSION . . . . .	10,292	330,000	- - - - -	271,800
PROPRIETARY RECEIPTS FROM THE PUBLIC . . . . .	- - - - -	-37	- - - - -	-37
INTERSTATE COMMISSION ON THE POTOMAC RIVER BASIN . . . . .	- - - - -	53,000	- - - - -	53,000
SUSQUEHANNA RIVER BASIN COMMISSION . . . . .	7,029	295,000	- - - - -	287,692
WASHINGTON METROPOLITAN AREA TRANSIT AUTHORITY . . . . .	196,132,530	66,776,779	- - - - -	149,337,463
<b>TOTAL, INTERGOVERNMENTAL AGENCIES</b>	<b>198,969,291</b>	<b>71,244,992</b>	<b>- - - - -</b>	<b>153,247,300</b>
INTELLIGENCE COMMUNITY STAFF . . . . .	3,941,782	9,249,000	- - - - -	8,500,997
INTERNATIONAL COMMUNICATION AGENCY . . . . .	89,739,634	374,038,377	- - - - -	353,410,437
PROPRIETARY RECEIPTS FROM THE PUBLIC . . . . .	- - - - -	-1,293,545	- - - - -	-1,293,545
INTERNATIONAL TRADE COMMISSION . . . . .	1,349,982	12,213,000	- - - - -	11,780,598
INTERSTATE COMMERCE COMMISSION . . . . .	19,626,590	64,767,400	- - - - -	65,079,696
PROPRIETARY RECEIPTS FROM THE PUBLIC . . . . .	- - - - -	-179,886	- - - - -	-179,886
JAPAN-UNITED STATES FRIENDSHIP COMMISSION . . . . .	19,293,329	940,658	- - - - -	1,165,698
LEGAL SERVICES CORPORATION . . . . .	- - - - -	205,000,000	- - - - -	157,425,469
MARINE MAMMAL COMMISSION . . . . .	550,006	900,000	- - - - -	1,028,451
NATIONAL CAPITOL PLANNING COMMISSION . . . . .	271,743	2,057,000	- - - - -	1,902,451
PROPRIETARY RECEIPTS FROM THE PUBLIC . . . . .	- - - - -	-311	- - - - -	-311
NATIONAL CENTER FOR PRODUCTIVITY AND QUALITY OF WORKING LIFE . . . . .	1,172,298	2,900,000	- - - - -	2,996,177
NATIONAL COMMISSION ON LIBRARIES AND INFORMATION SCIENCE . . . . .	3,510,609	598,000	- - - - -	1,259,907
NATIONAL CREDIT UNION ADMINISTRATION . . . . .	190,253,895	- - - - -	- - - - -	-13,462,920
NATIONAL FOUNDATION ON THE ARTS AND THE HUMANITIES NATIONAL ENDOWMENT FOR THE ARTS . . . . .	205,349,155	124,086,450	- \$125,520,641	121,465,621
PROPRIETARY RECEIPTS FROM THE PUBLIC . . . . .	- - - - -	-14,079	- - - - -	-14,079
NATIONAL ENDOWMENT FOR THE HUMANITIES . . . . .	- - - - -	129,363,362	129,520,641	125,810,178
<b>TOTAL, NATIONAL FOUNDATION ON THE ARTS AND HUMANITIES</b>	<b>205,349,155</b>	<b>253,435,732</b>	<b>- - - - -</b>	<b>247,261,720</b>

**OUTLAYS, AND BALANCES, FISCAL YEAR 1978 - Continued**  
 Units or Program  
 details will not add to totals)

Balances with- drawn and other transactions	Unexpended appro- priations, other authorizations, and investments held	Balances, end of year				Unobligated <sup>2/</sup>
		Unpaid obligations		Receivables (deduct)		
		Undelivered orders and contracts	Accounts payable and other liabilities	Reimbursements earned and refunds	Unfilled customer orders	
-5976,485	\$59,843,295,963	\$18,293,023	\$4,506,447,697	\$334,121,331	\$4,415,077	\$55,657,091,651
12,405	67,036	40,799	35,285	9,048		
629,255	1,392,894	738,313	715,514	60,934		
39,862	49,159	24,777	24,905	523		
7,340	541,484	58,440	1,050,813	167,769		
2,915,467	407,258,009	1,087,460,499	17,428,802	697,671,531		40,239
696,508	12,346,628	11,012,575	2,166,433	832,381		
	148,402,500					148,402,500
31,035,868						
1,718,706	18,850,661	15,256,862	4,305,672	711,873		
1,304,550,719	6,080,491,249	109,151,686	2,988,016,350	248,646,525		3,231,969,738
	262,266,902	195,068	738,292	1,997,693		263,361,235
683,244	6,306,140	2,853,408	3,423,996	112,265		141,000
	11,037,920,714		556,350,000	163,831,000		10,645,401,714
21,046	1,466,341	713,832	805,052	32,543		
583,000	9,822,945,087	951,155	95,114,284	103,452,354		9,830,332,002
299,040	862,183	196,543	700,256	34,616		
683,452	1,915,585	91,137	1,901,482	77,034		
196,877	201,317	100,667	111,003	10,353		
1,227,138	11,637,100	8,026,397	3,610,703			
225,186	11,206,516	70,563	77,195	175		11,058,933
	33,047,874	17,646				33,030,227
76,059	480,673	475,804	3,619			1,251
5,715	44,817	2,088				42,729
81,774	525,491	477,892	3,619			43,980
207,148	262,589	10,040	271,202	18,652		
69,014	653,919	849,142	19,194	559,018		344,600
2,080	2,581,254	674,172	393,150	18,853		1,532,824
3,484	65,008	59	72,108	7,159		
9,882	8,456	4,120	7,194	2,858		
	113,572,846	113,573,846				
84,459	116,882,523	115,101,340	491,646	587,888		1,877,425
1,186,682	3,503,103	3,503,103				
3,916,678	106,450,896	51,284,599	27,306,496	3,614,195		31,473,996
470,208	1,312,175	782,507	604,498	74,829		
465,655	18,848,635	3,488,484	1,339,931	569,325		14,589,548
	19,068,250	3,730	127,831	223,004		19,159,733
	47,570,531		47,570,531			
9,063	412,800	370,330	46,973	4,503		
43,057	383,195	237,413	145,782			
367,975	708,142	867,998	176,891	336,746		
12,830	2,835,872	553,272	103,500			2,179,100
	203,716,815		14,920,737	16,609,478		205,405,557
149,747	78,299,555	99,600,821	364,389	23,959,881		2,294,266
295,178	132,778,647	139,506,161	1,025,316	11,146,857		3,394,027
444,924	211,078,242	239,106,983	1,389,705	35,106,738		5,688,293

Table J - SUMMARY OF BUDGET APPROPRIATIONS,  
By Organizational  
(Cents omitted therefore)

Organization	Balances, beginning of year	Appropriations and other obligational authority	Transfers, borrowings, and invest- ments (net)	Outlays (net)
<b>INDEPENDENT AGENCIES-CONTINUED</b>				
NATIONAL LABOR RELATIONS BOARD . . . . .	\$10,621,773	\$92,508,000	- - - - -	\$90,614,894
PROPRIETARY RECEIPTS FROM THE PUBLIC . . . . .	- - - - -	-200,791	- - - - -	-200,791
NATIONAL MEDIATION BOARD . . . . .	463,951	3,913,600	- - - - -	3,591,964
PROPRIETARY RECEIPTS FROM THE PUBLIC . . . . .	- - - - -	-8,025	- - - - -	-8,025
NATIONAL SCIENCE FOUNDATION . . . . .	648,814,070	867,698,148	- - - - -	803,181,513
PROPRIETARY RECEIPTS FROM THE PUBLIC . . . . .	- - - - -	-398,329	- - - - -	-398,329
NATIONAL TRANSPORTATION SAFETY BOARD . . . . .	1,288,366	15,250,000	- - - - -	15,542,117
PROPRIETARY RECEIPTS FROM THE PUBLIC . . . . .	- - - - -	-28,376	- - - - -	-28,376
NUCLEAR REGULATORY COMMISSION . . . . .	110,002,385	290,023,000	- - - - -	270,876,492
PROPRIETARY RECEIPTS FROM THE PUBLIC . . . . .	- - - - -	-14,123	- - - - -	-14,123
OCCUPATIONAL SAFETY AND HEALTH REVIEW COMMISSION . . . . .	839,266	7,150,000	- - - - -	6,561,512
PENNSYLVANIA AVENUE DEVELOPMENT CORPORATION . . . . .	29,227,002	21,177,000	- - - - -	20,187,918
POSTAL SERVICE . . . . .	- - - - -	1,787,288,000	- - - - -	1,778,240,139
RAILROAD RETIREMENT BOARD . . . . .	3,221,731,576	4,186,872,763	\$15,700,000	4,312,825,564
PROPRIETARY RECEIPTS FROM THE PUBLIC . . . . .	- - - - -	-1,201	- - - - -	-1,201
INTRABUDGETARY TRANSACTIONS . . . . .	- - - - -	-238,268,678	- - - - -	-238,268,078
RENEGOTIATION BOARD . . . . .	531,625	6,225,000	- - - - -	6,197,663
PROPRIETARY RECEIPTS FROM THE PUBLIC . . . . .	- - - - -	-1,677	- - - - -	-1,877
SECURITIES AND EXCHANGE COMMISSION . . . . .	1,006,299,384	62,475,000	- - - - -	61,328,079
PROPRIETARY RECEIPTS FROM THE PUBLIC . . . . .	- - - - -	-25,350	- - - - -	-25,350
SELECTIVE SERVICE SYSTEM . . . . .	2,448,676	6,633,000	- - - - -	6,122,249
PROPRIETARY RECEIPTS FROM THE PUBLIC . . . . .	- - - - -	-387	- - - - -	-387
SMALL BUSINESS ADMINISTRATION . . . . .	848,856,439	3,475,826,634	-837,842	2,766,047,159
PROPRIETARY RECEIPTS FROM THE PUBLIC . . . . .	- - - - -	-19,034	- - - - -	-19,034
SMITHSONIAN INSTITUTION . . . . .	29,553,430	121,543,829	- - - - -	125,297,641
PROPRIETARY RECEIPTS FROM THE PUBLIC . . . . .	- - - - -	-57,845	- - - - -	-57,845
TEMPORARY STUDY COMMISSIONS				
JOINT FEDERAL-STATE LAND USE PLANNING COMMISSION FOR ALASKA . . . . .	529,047	1,312,200	- - - - -	1,442,425
PROPRIETARY RECEIPTS FROM THE PUBLIC . . . . .	- - - - -	-600,227	- - - - -	-600,227
OTHER TEMPORARY COMMISSIONS . . . . .	16,703,004	4,913,000	- - - - -	6,024,311
PROPRIETARY RECEIPTS FROM THE PUBLIC . . . . .	- - - - -	-7	- - - - -	-7
NATIONAL COMMISSION ON THE OBSERVANCE OF INTERNATIONAL WOMEN'S YEAR, 1975 . . . . .	2,008,105	82,868	- - - - -	1,793,033
PROPRIETARY RECEIPTS FROM THE PUBLIC . . . . .	- - - - -	-13	- - - - -	-13
<b>TOTAL, TEMPORARY STUDY COMMISSIONS . . . . .</b>	<b>19,240,155</b>	<b>5,707,822</b>	<b>- - - - -</b>	<b>8,659,523</b>
TENNESSEE VALLEY AUTHORITY . . . . .	9,288,912,995	138,510,000	- - - - -	1,412,260,913
PROPRIETARY RECEIPTS FROM THE PUBLIC . . . . .	- - - - -	-32,712	- - - - -	-32,712
UNITED STATES METRIC BOARD . . . . .	- - - - -	275,000	- - - - -	- - - - -
UNITED STATES RAILWAY ASSOCIATION . . . . .	437,730,000	448,000,000	- - - - -	753,725,000
WATER RESOURCES COUNCIL . . . . .	6,888,406	21,074,821	- - - - -	18,392,378
PROPRIETARY RECEIPTS FROM THE PUBLIC . . . . .	- - - - -	-1,783,073	- - - - -	-1,783,073
INTRABUDGETARY TRANSACTIONS . . . . .	- - - - -	-5,595,748	- - - - -	-5,595,748
<b>TOTAL, INDEPENDENT AGENCIES . . . . .</b>	<b>97,150,935,674</b>	<b>32,582,790,755</b>	<b>18,862,158</b>	<b>25,078,715,982</b>
UNDISTRIBUTED OFFSETTING RECEIPTS (SEE TABLE A) . . . . .	- - - - -	-15,772,226,342	- - - - -	-15,772,226,342
OFF-BUDGET FEDERAL AGENCIES				
RURAL ELECTRIFICATION ADMINISTRATION . . . . .	2,044,602,425	490,016,979	- - - - -	174,633,625
PENSION BENEFIT GUARANTY CORPORATION . . . . .	171,757,502	- - - - -	- - - - -	-31,760,259
FEDERAL FINANCING BANK . . . . .	15,037,637,012	12,659,220,416	-1,917,800,000	10,660,478,073
POSTAL SERVICE . . . . .	9,056,207,721	- - - - -	- - - - -	-496,433,281
<b>TOTAL, OFF-BUDGET FEDERAL AGENCIES . . . . .</b>	<b>26,310,204,660</b>	<b>13,149,237,395</b>	<b>6/-1,917,800,000</b>	<b>10,306,918,158</b>
<b>TOTAL, APPROPRIATIONS, AUTHORIZATIONS, OUTLAYS, AND BALANCE . . . . .</b>	<b>631,470,648,167</b>	<b>520,931,528,885</b>	<b>6/-1,917,800,000</b>	<b>461,064,917,501</b>

OUTLAYS, AND BALANCES, FISCAL YEAR 1978 - Continued  
 Units or Program  
 (Details will not add to totals)

Balances with- drawn and other transactions	Unexpended appro- priations, other authorizations, and investments held	Balances, end of year				Unobligated <sup>2/</sup>
		Unpaid obligations		Receivables (deduct)		
		Undelivered orders and contracts	Accounts payable and other liabilities	Reimbursements earned and refunds	Unfilled customer orders	
\$1,499,818	\$11,015,061	\$1,970,265	\$9,676,643	\$631,847	- - - - -	- - - - -
254,864	530,123	81,539	448,584	- - - - -	- - - - -	- - - - -
1,984,865	711,345,839	123,214,858	601,081,168	34,554,972	\$58,668	\$21,663,653
-215,158	1,211,407	620,529	671,732	80,854	- - - - -	- - - - -
- - - - -	129,145,392	71,423,135	54,493,990	1,147,922	425,012	4,805,202
- - - - -	- - - - -	- - - - -	- - - - -	- - - - -	- - - - -	- - - - -
776,730	651,024	225,540	453,966	30,160	- - - - -	1,678
98,881	30,117,203	5,187,130	760,622	7,755	- - - - -	24,177,206
9,047,861	- - - - -	- - - - -	- - - - -	- - - - -	- - - - -	- - - - -
- - - - -	3,115,478,776	1,476,415	546,542,664	1,337,928,168	- - - - -	3,905,387,866
- - - - -	- - - - -	- - - - -	- - - - -	- - - - -	- - - - -	- - - - -
70,660	488,302	179,553	311,977	3,229	- - - - -	- - - - -
736,983	1,006,709,322	1,518,193	5,533,038	341,909	- - - - -	1,000,000,000
308,823	2,650,603	245,604	2,405,000	- - - - -	- - - - -	- - - - -
36,016,036	1,521,782,035	538,787,874	459,752,149	291,564,755	- - - - -	814,806,766
-612,917	26,412,535	22,690,064	-1,241,058	253,048	- - - - -	5,216,578
- - - - -	- - - - -	- - - - -	- - - - -	- - - - -	- - - - -	- - - - -
21,042	377,779	54,210	266,711	72,924	- - - - -	129,781
834,240	14,757,453	518,724	272,634	15,773	- - - - -	13,981,868
- - - - -	- - - - -	- - - - -	- - - - -	- - - - -	- - - - -	- - - - -
83,256	214,684	- - - - -	210,820	2,071	- - - - -	5,935
- - - - -	- - - - -	- - - - -	- - - - -	- - - - -	- - - - -	- - - - -
938,538	15,349,915	572,934	750,165	90,767	- - - - -	14,117,584
81,729,946	7,933,432,135	1,959,611,981	607,188,427	336,521,800	- - - - -	5,703,153,527
135,720	139,280	46,730	92,550	- - - - -	- - - - -	- - - - -
- - - - -	132,005,000	6,299,576	1,012,059	588,158	- - - - -	125,281,523
- - - - -	9,570,849	3,818,285	689,840	333,986	5,184	5,401,894
- - - - -	- - - - -	- - - - -	- - - - -	- - - - -	- - - - -	- - - - -
1,485,748,780	103,188,123,826	4,529,783,102	10,599,021,491	3,664,987,472	4,904,141	91,729,210,846
- - - - -	- - - - -	- - - - -	- - - - -	- - - - -	- - - - -	- - - - -
10,518,244	2,349,467,535	2,427,870,209	6,240,729	84,643,402	- - - - -	- - - - -
- - - - -	203,517,761	1,247,557	22,464,410	2,511,650	- - - - -	182,317,444
- - - - -	15,118,579,355	- - - - -	1,243,427,542	1,275,843,799	- - - - -	15,150,995,612
37,911,561	9,514,725,442	430,844,446	11,319,954,055	7,345,615,568	- - - - -	5,101,546,509
48,429,805	27,186,294,093	2,807,962,211	12,592,086,737	8,708,614,419	- - - - -	20,434,859,565
- - - - -	- - - - -	- - - - -	- - - - -	- - - - -	- - - - -	- - - - -
11,008,588,886	678,410,870,665	374,627,063,761	69,513,040,162	38,255,505,902	17,433,525,652	289,828,207,914



---

**FOOTNOTES**


---

- 1 Several opening balances do not agree with ending balances due to budgetary account reclassifications and adjustments pursuant to specific Congressional Legislation.
- 2 Unobligated balance represents no-year or unexpired multiple-year accounts, unless otherwise footnoted. For detail, see related departments.
- 3 Pursuant to 31 USC 66b(a), only Executive agencies are required to report their financial condition.
- 4 Represents analysis furnished by the Sergeant-at-Arms.

5 Includes \$238,778,719 in reimbursements anticipated on customer's orders for the Military Assistance Payments Programs, 22 USC 1819.

6 Represents loans to agencies in lieu of agencies borrowing through the Treasury or issuing their securities to the public:

Tennessee Valley Authority-----	-\$1,340,000,000
Export-Import Bank	
of the U.S.-----	-644,800,000
U.S. Postal Service-----	67,000,000



Table K - STATEMENT OF ACCOUNTS WITH NEGATIVE

Appropriation or Fund Account	Account symbol		Balances September 30, 1977	Appropriations and other obligational authority
<b>LEGISLATIVE BRANCH:</b>				
<b>LIBRARY OF CONGRESS:</b>				
CONSOLIDATED WORKING FUND,				
LIBRARY OF CONGRESS. . . . .	1978 03	3900	- - - - -	- - - - -
	1977 03	3900	-214,687.44	- - - - -
<b>OTHER LEGISLATIVE BRANCH AGENCIES:</b>				
SALARIES AND EXPENSES, OFFICE OF				
TECHNOLOGY ASSESSMENT. . . . .	1977 09	0700	81,061.19	- - - - -
<b>THE JUDICIARY:</b>				
COURTS OF APPEALS, DISTRICT COURTS,				
AND OTHER JUDICIAL SERVICES:				
FURNITURE AND FURNISHINGS,				
THE JUDICIARY. . . . .	1978 10	0932	- - - - -	\$7,000,000.00
ADMINISTRATIVE OFFICE OF THE				
UNITED STATES COURTS:				
SALARIES AND EXPENSES, ADMINISTRATIVE				
OFFICE OF THE UNITED STATES COURTS . . . . .	1976 10	0927	7,747.97	- - - - -
<b>EXECUTIVE OFFICE OF THE PRESIDENT:</b>				
SPECIAL ACTION OFFICE FOR				
DRUG ABUSE PREVENTION:				
PHARMACOLOGICAL RESEARCH, SPECIAL ACTION				
OFFICE FOR DRUG ABUSE PREVENTION . . . . .	1975 11	2455	-114.00	- - - - -
<b>FUNDS APPROPRIATED TO THE PRESIDENT:</b>				
<b>FOREIGN ASSISTANCE:</b>				
<b>INTERNATIONAL SECURITY ASSISTANCE:</b>				
MILITARY ASSISTANCE, EXECUTIVE				
TRANSFER TO:				
NAVY . . . . .				
INTERNATIONAL MILITARY EDUCATION	1977 17 11	1080	66,089,412.03	- - - - -
AND TRAINING, EXECUTIVE				
TRANSFER TO:				
AIR FORCE . . . . .				
INTERNATIONAL DEVELOPMENT ASSISTANCE:	1977 57 11	1081	4,418,273.36	- - - - -
BILATERAL ASSISTANCE:				
AFRICAN DEVELOPMENT PROGRAM,				
ECONOMIC ASSISTANCE, EXECUTIVE				
TRANSFER TO:				
AGENCY FOR INTERNATIONAL				
DEVELOPMENT. . . . . PRIOR YEARS 72 11 1029				
CONSOLIDATED WORKING FUND, AGENCY FOR			59,629.80	- - - - -
INTERNATIONAL DEVELOPMENT, GENERAL . . . . .	1977 72	3900	-6,453.32	- - - - -
INTERNATIONAL NARCOTICS CONTROL ASSISTANCE:				
INTERNATIONAL NARCOTICS CONTROL, ECONOMIC				
ASSISTANCE, EXECUTIVE. . . . .	1977 11	1022	- - - - -	- - - - -
<b>DEPARTMENT OF AGRICULTURE:</b>				
<b>DEPARTMENTAL ADMINISTRATION:</b>				
CONSOLIDATED WORKING FUND,				
AGRICULTURE, OFFICE OF THE				
SECRETARY. . . . .	PRIOR YEARS 12	3902	-5,584.26	- - - - -
OFFICE OF THE SECRETARY:				
OFFICE OF THE SECRETARY, AGRICULTURE . . . . .	1977 12	0115	-836,660.69	- - - - -
<b>EXTENSION SERVICE:</b>				
EXTENSION SERVICE. . . . .				
EXTENSION SERVICE. . . . .	PRIOR YEARS 12	0502	9,755.89	- - - - -
<b>NATIONAL AGRICULTURAL LIBRARY:</b>				
NATIONAL AGRICULTURAL LIBRARY. . . . .				
NATIONAL AGRICULTURAL LIBRARY. . . . .	PRIOR YEARS 12	0300	-118,604.57	- - - - -
<b>STATISTICAL REPORTING SERVICE:</b>				
STATISTICAL REPORTING SERVICE. . . . .				
STATISTICAL REPORTING SERVICE. . . . .	1976 12	1800	-282,923.30	- - - - -
<b>ECONOMIC RESEARCH SERVICE:</b>				
ECONOMIC RESEARCH SERVICE. . . . .				
ECONOMIC RESEARCH SERVICE. . . . .	1975 12	1700	14,647.13	- - - - -
CONSOLIDATED WORKING FUND, AGRICULTURE,				
ECONOMIC RESEARCH SERVICE. . . . .				
ECONOMIC RESEARCH SERVICE. . . . .	1978 12	3917	- - - - -	- - - - -
	1977 12	3917	-6,598,627.32	- - - - -
<b>AGRICULTURAL STABILIZATION</b>				
<b>AND CONSERVATION SERVICE:</b>				
FORESTRY INCENTIVES PROGRAM,				
AGRICULTURAL STABILIZATION AND				
CONSERVATION SERVICE . . . . .	NO YEAR 12	3336	1,377,540.48	15,000,000.00

## BALANCES AT END OF FISCAL YEAR 1978

Outlays (net)	Balances withdrawn and other transactions	Balances September 30, 1978			
		Excess outlays <u>1/</u>	Unpaid obligations	Receivables <u>2/</u>	Excess outlays and obligations <u>1/ 3/</u>
\$648,938.97	- - - - -	\$648,938.97	\$780,649.06	\$1,444,638.56	<sup>4/</sup> -\$15,050.53
-202,689.34	- - - - -	11,998.10	18,732.85	47,635.00	<sup>4/</sup> -16,904.05
2,933,233.66	- - - - -	2,852,171.87	11,866.07	2,864,067.94	- - - - -
336,388.14	\$7,500,000.00	836,388.14	- - - - -	836,388.14	- - - - -
27,331.33	- - - - -	19,583.00	1,464.69	21,048.05	- - - - -
- - - - -	- - - - -	114.00	- - - - -	.00	- - - - -
317.05	66,089,412.03	317.05	-317.05	- - - - -	- - - - -
377.67	4,418,273.36	377.67	-377.67	- - - - -	- - - - -
29,794.97	50,754.89	20,920.00	22,165.29	111,370.37	<sup>4/</sup> -68,285.02
-3,544.53	- - - - -	2,908.79	2,205.64	5,114.73	- - - - -
426.41	- - - - -	426.41	- - - - -	426.41	- - - - -
-809.56	- - - - -	4,774.70	1,448.22	6,222.92	- - - - -
-672,720.30	- - - - -	163,140.39	6,101.04	183,638.93	<sup>4/</sup> -1,597.50
-4,558.63	46,658.86	32,384.34	95,403.78	127,788.12	- - - - -
-37,522.23	-57,382.54	23,700.20	15,174.70	36,874.99	- - - - -
171,309.48	- - - - -	454,232.78	99,796.49	554,029.27	- - - - -
15,693.77	- - - - -	1,046.64	- - - - -	1,046.64	- - - - -
6,273,931.96	- - - - -	6,273,931.96	6,168,285.65	17,498,349.00	<sup>4/</sup> -5,056,131.39
-1,626,001.61	- - - - -	4,972,625.71	298,472.47	6,327,533.36	<sup>4/</sup> -1,056,435.18
3,736,108.56	13,500,000.00	856,568.08	724,591.08	1,900,000.00	<sup>5/</sup> -316,840.84

Table K - STATEMENT OF ACCOUNTS WITH NEGATIVE

Appropriation or Fund Account	Account symbol	Balances September 30, 1977	Appropriations and other obligational authority
<b>COMMODITY CREDIT CORPORATION:</b>			
COMMODITY CREDIT CORPORATION, ADMINISTRATIVE EXPENSES . . . . .	NO YEAR 12 4336	-193,819,673.33	- - - - -
REIMBURSEMENT FOR COSTS OF NATIONAL WOOL ACT . . . . .	NO YEAR 12 5210	-10,427,199.59	10,427,199.59
ADMINISTRATIVE EXPENSES TRANSFER TO:			
AGRICULTURAL MARKETING SERVICE . . . . .	1977 12 4336 25	652,327.80	- - - - -
FOREIGN AGRICULTURAL SERVICE . . . . .	NO YEAR 12 4336 29	- - - - -	- - - - -
	1977 12 4336 29	-79.27	- - - - -
	1976 12 4336 29	-847.09	- - - - -
<b>ANIMAL AND PLANT HEALTH INSPECTION SERVICE:</b>			
EXPENSES AND REFUNDS, INSPECTION AND GRADING OF FARM PRODUCTS, ANIMAL AND PLANT HEALTH INSPECTION SERVICE . . . . .	NO YEAR 12 8044	249,245.80	-6,783.74
<b>AGRICULTURAL MARKETING SERVICE:</b>			
MARKETING SERVICE, AGRICULTURAL MARKETING SERVICE . . . . .	NO YEAR 12 2500	130,007.68	- - - - -
SALARIES AND EXPENSES, FOOD SAFETY AND QUALITY SERVICE . . . . .	1977 12 3700	16,610,019.24	- - - - -
<b>FOOD AND NUTRITION SERVICE:</b>			
SPECIAL MILK PROGRAM, FOOD AND NUTRITION SERVICE . . . . .	1976 12 3502	-7,858,665.13	- - - - -
<b>FOREST SERVICE:</b>			
YOUTH CONSERVATION CORPS, FOREST SERVICE . . . . .	1976-77 12 1125	160,149.87	- - - - -
TRANSFER TO:			
INTERIOR, BUREAU OF RECLAMATION . . . . .	1976-77 14 12 1125 6	.34	- - - - -
CONSOLIDATED WORKING FUND, FOREST SERVICE . . . . .	1976-77 12 3911	- - - - -	- - - - -
<b>DEPARTMENT OF COMMERCE:</b>			
<b>GENERAL ADMINISTRATION:</b>			
CONSOLIDATED WORKING FUND, COMMERCE, OFFICE OF SECRETARY . . . . .	1978 13 3901	- - - - -	- - - - -
<b>ECONOMIC DEVELOPMENT ASSISTANCE:</b>			
ECONOMIC DEVELOPMENT ADMINISTRATION: LOCAL PUBLIC WORKS PROGRAM, ECONOMIC DEVELOPMENT ADMINISTRATION . . . . .	1977-79 13 2052	15,000,000.00	- - - - -
<b>PROMOTION OF INDUSTRY AND COMMERCE:</b>			
INDUSTRY AND TRADE ADMINISTRATION: OPERATIONS AND ADMINISTRATION, INDUSTRY AND TRADE ADMINISTRATION . . . . .	PRIOR YEARS 13 1250	5,644.69	- - - - -
<b>DEPARTMENT OF DEFENSE:</b>			
<b>DEPARTMENT OF DEFENSE - MILITARY:</b>			
<b>OPERATION AND MAINTENANCE:</b>			
<b>DEFENSE AGENCIES:</b>			
COURT OF MILITARY APPEALS, DEFENSE . . . . .	1977 97 0104	25,005.01	- - - - -
	1976 97 0104	-36,749.56	- - - - -
<b>PROCUREMENT:</b>			
<b>DEFENSE AGENCIES:</b>			
PROCUREMENT, DEFENSE AGENCIES . . . . .	PRIOR YEARS 97 0300	1,517,170.39	- - - - -
<b>RESEARCH, DEVELOPMENT, TEST, AND EVALUATION:</b>			
<b>DEFENSE AGENCIES:</b>			
DIRECTOR OF TEST AND EVALUATION, DEFENSE . . . . .	1976 97 0450	- - - - -	- - - - -
	1975-76 97 0450	-84,029.34	- - - - -
<b>FAMILY HOUSING DEFENSE AGENCIES:</b>			
<b>FAMILY HOUSING MANAGEMENT</b>			
ACCOUNT, DEFENSE . . . . .	1978 97 0700	- - - - -	- - - - -
TRANSFER TO:			
DEFENSE AGENCIES . . . . .	PRIOR YEARS 97 0700 7	-94,720.04	- - - - -
<b>DEPARTMENT OF HEALTH, EDUCATION, AND WELFARE:</b>			
<b>PUBLIC HEALTH SERVICE:</b>			
<b>NATIONAL INSTITUTES OF HEALTH:</b>			
OFFICE OF THE DIRECTOR, NATIONAL INSTITUTES OF HEALTH . . . . .	1977 75 0846	2,043,643.84	- - - - -
<b>ALCOHOL, DRUG ABUSE, AND MENTAL HEALTH ADMINISTRATION:</b>			
ALCOHOL, DRUG ABUSE, AND MENTAL HEALTH, ALCOHOL, DRUG ABUSE, AND MENTAL HEALTH ADMINISTRATION . . . . .	1977 75 1361	640,301,220.40	- - - - -

## BALANCES AT END OF FISCAL YEAR 1978 - Continued

Outlays (net)	Balances withdrawn and other transactions	Balances September 30, 1978			
		Excess outlays <u>1/</u>	Unpaid obligations	Receivables <u>2/</u>	Excess outlays and obligations <u>1/ 3/</u>
5,404,051,972.77	-5,574,254,902.47	23,576,743.63	<u>6/3,136,155,899.67</u>	<u>6/432,168,399.76</u>	<u>6/2,760,637,010.64</u>
33,037,458.65	- - - - -	33,037,458.65	- - - - -	- - - - -	- - - - -
210,396.62	524,228.11	82,296.93	- - - - -	- - - - -	- - - - -
347.52	- - - - -	347.52	- - - - -	- - - - -	- - - - -
1,803.64	- - - - -	1,882.91	- - - - -	- - - - -	- - - - -
- - - - -	- - - - -	847.09	- - - - -	- - - - -	- - - - -
-10,993.97	253,986.10	530.07	79.84	616.88	<u>5/</u> -6.97
-88,345.32	222,023.81	3,670.81	38,500.61	42,171.42	- - - - -
18,449,114.25	- - - - -	1,839,095.01	1,067,297.21	3,428,446.95	<u>5/</u> -522,654.73
-7,771,071.19	-23,871.67	63,722.27	- - - - -	63,722.27	- - - - -
242,277.82	-36,116.92	46,011.03	-45,716.52	294.51	- - - - -
-64,707.09	67,428.84	2,721.41	- - - - -	2,721.41	- - - - -
56,564.68	-56,132.14	432.54	-432.54	- - - - -	- - - - -
641,821.52	- - - - -	641,821.52	4,126,411.35	4,935,447.56	<u>4/</u> -167,214.69
15,743,052.08	- - - - -	743,052.08	2,117,122.02	3,788,000.00	<u>5/</u> -927,825.90
17,951.21	-11,756.52	550.00	- - - - -	550.00	- - - - -
84,274.27	-38,044.78	21,224.48	-21,224.48	- - - - -	- - - - -
9,939.79	- - - - -	46,689.35	21,308.58	- - - - -	67,997.93
1,539,752.26	-17,454.34	5,087.53	5,128,056.89	5,133,144.42	- - - - -
39,919.50	- - - - -	39,919.50	- - - - -	39,919.50	- - - - -
304,672.35	- - - - -	388,701.69	-739,136.84	- - - - -	<u>4/</u> -350,435.15
189,156.30	- - - - -	189,156.30	-189,156.30	- - - - -	- - - - -
4,834.52	-64,440.56	35,114.00	-156,289.36	-20,560.45	<u>4/</u> -100,614.91
2,070,442.20	- - - - -	26,798.36	1,032,587.88	1,060,460.78	<u>4/</u> -1,074.54
641,442,181.31	-776,658.12	364,302.79	246,478,735.37	252,238,140.99	<u>4/</u> -5,395,102.83

Table K - STATEMENT OF ACCOUNTS WITH NEGATIVE

Appropriation or Fund Account	Account symbol	Balances September 30, 1977	Appropriations and other obligational authority
HEALTH CARE FINANCING ADMINISTRATION: CONSOLIDATED WORKING FUND, HEALTH, EDUCATION, AND WELFARE, HEALTH CARE FINANCING ADMINISTRATION . . . . .	1978 75 3905	- - - - -	- - - - -
TRUST FUND ACCOUNTS: FEDERAL HOSPITAL INSURANCE TRUST FUND: FEDERAL HOSPITAL INSURANCE TRUST FUND . . . . .	NO YEAR 20 8005	80,250.14	18,543,022,476.03
FEDERAL SUPPLEMENTARY MEDICAL INSURANCE TRUST FUND: FEDERAL SUPPLEMENTARY MEDICAL INSURANCE TRUST FUND . . . . .	NO YEAR 20 8004	2,866,764.65	9,045,490,007.95
TRANSFER TO: HEALTH, EDUCATION, AND WELFARE . . . . .	NO YEAR 75 20 8004	44,481,437.46	- - - - -
EDUCATION DIVISION: OFFICE OF EDUCATION: ELEMENTARY AND SECONDARY EDUCATION, OFFICE OF EDUCATION . . . . .	1976-77 75 0279	314,885,177.37	- - - - -
OCCUPATIONAL, VOCATIONAL, AND ADULT EDUCATION, OFFICE OF EDUCATION . . . . .	1977 75 0273	158,540,193.52	- - - - -
	1976 75 0273	28,267,930.36	- - - - -
STUDENT ASSISTANCE, OFFICE OF EDUCATION . . . . .	1975-77 75 0260	- - - - -	- - - - -
HIGHER AND CONTINUING EDUCATION, OFFICE OF EDUCATION . . . . .	1977-78 75 0293	1,674,745,214.17	- - - - -
NATIONAL INSTITUTE OF EDUCATION: CONSOLIDATED WORKING FUND, HEALTH, EDUCATION, AND WELFARE, NATIONAL INSTITUTE OF EDUCATION . . . . .	1977 75 3912	320,818.53	- - - - -
SOCIAL SECURITY ADMINISTRATION: SUPPLEMENTAL SECURITY INCOME PROGRAM, SOCIAL SECURITY ADMINISTRATION . . . . .	1978 75 0406	- - - - -	5,250,000,000.00
ASSISTANCE PAYMENTS PROGRAM, SOCIAL SECURITY ADMINISTRATION . . . . .	1975-76 75 0412	- - - - -	- - - - -
CONSOLIDATED WORKING FUND, HEALTH, EDUCATION, AND WELFARE, SOCIAL SECURITY ADMINISTRATION . . . . .	1977 75 3904	-348,150.77	- - - - -
TRUST FUND ACCOUNTS: FEDERAL OLD-AGE AND SURVIVORS INSURANCE TRUST FUND: SALARIES AND EXPENSES, SOCIAL SECURITY ADMINISTRATION . . . . .	1978 75 8704	- - - - -	- - - - -
CONSTRUCTION, SOCIAL SECURITY ADMINISTRATION TRANSFER TO: GENERAL SERVICES ADMINISTRATION . . . . .	NO YEAR 47 75 8705	1,067,946.37	- - - - -
SPECIAL INSTITUTIONS: NATIONAL TECHNICAL INSTITUTE FOR THE DEAF: NATIONAL TECHNICAL INSTITUTE FOR THE DEAF . . . . .	1978 75 0147	- - - - -	14,630,000.00
HOWARD UNIVERSITY: HOWARD UNIVERSITY . . . . .	1977 75 0106	1,617,815.29	- - - - -
HUMAN DEVELOPMENT SERVICES: GRANTS TO STATES FOR SOCIAL AND CHILD WELFARE SERVICES, ASSISTANT SECRETARY FOR HUMAN DEVELOPMENT SERVICES . . . . .	1977-78 75 1634 1976-78 75 1634	- - - - -	2,039,746,712.00
HUMAN DEVELOPMENT SERVICES, ASSISTANT SECRETARY FOR HUMAN DEVELOPMENT SERVICES . . . . .	1975-77 75 1636 1976 75 1636	-171,890.24 -68,309,391.58	- - - - -
DEPARTMENTAL MANAGEMENT: GENERAL DEPARTMENTAL MANAGEMENT, DEPARTMENTAL MANAGEMENT . . . . .	1977 75 0120	6,463,640.31	- - - - -
DEPARTMENT OF HOUSING AND URBAN DEVELOPMENT GOVERNMENT NATIONAL MORTGAGE ASSOCIATION: PARTICIPATION SALES FUND, GOVERNMENT NATIONAL MORTGAGE ASSOCIATION, HOUSING AND URBAN DEVELOPMENT . . . . .	NO YEAR 86 4206	81,798.28	- - - - -
DEPARTMENT OF THE INTERIOR: LAND AND WATER RESOURCES: BUREAU OF LAND MANAGEMENT: SERVICE CHARGES, DEPOSITS, AND FOREITURES, BUREAU OF LAND MANAGEMENT . . . . .	NO YEAR 14 5017	148,990.47	7,704,118.75
BUREAU OF RECLAMATION: COLORADO RIVER DAM FUND, BOULDER CANYON PROJECT . . . . .	NO YEAR 14 5656	- - - - -	2,183,595.40
INDIAN AFFAIRS: BUREAU OF INDIAN AFFAIRS: CONSOLIDATED WORKING FUND, INTERIOR, INDIAN AFFAIRS . . . . .	1977 14 3920	- - - - -	- - - - -
SECRETARIAL OFFICES: OFFICE OF THE SOLICITOR AND OFFICE OF THE SECRETARY: DEPARTMENTAL OPERATIONS, OFFICE OF THE SECRETARY, INTERIOR . . . . .	NO YEAR 14 0108	- - - - -	- - - - -

## BALANCES AT END OF FISCAL YEAR 1978 - Continued

Outlays (net)	Balances withdrawn and other transactions	Balances September 30, 1978			
		Excess outlays <u>1/</u>	Unpaid obligations	Receivables <u>2/</u>	Excess outlays and obligations <u>1/ 3/</u>
1,075,528.43	- - - - -	1,075,528.43	1,059,959.15	2,135,487.58	- - - - -
446,544,507.41	18,097,581,000.00	1,022,781.24	- - - - -	- - - - -	<sup>8/</sup> 1,022,781.24
504,239,603.93	8,546,502,000.00	2,384,831.33	- - - - -	- - - - -	<sup>8/</sup> 2,384,831.33
6,852,251,888.41	-6,757,888,000.00	49,882,450.95	7,293,748.53	57,176,195.48	- - - - -
322,908,462.20	- - - - -	8,023,284.83	1,976,715.17	10,000,000.00	- - - - -
162,016,776.35	45,442.56	3,522,025.39	3,977,974.61	7,500,000.00	- - - - -
28,715,498.00	514,142.53	1,021,710.17	178,289.83	1,200,000.00	- - - - -
48,700,000.00	-48,239,657.21	460,342.79	- - - - -	460,342.79	- - - - -
969,392.60	1,674,745,214.17	969,392.60	- - - - -	969,392.60	- - - - -
447,357.55	- - - - -	126,579.02	285,540.98	412,120.00	- - - - -
5,455,024,521.29	52,259,000.00	257,323,521.29	206,105,155.97	514,493,149.76	<sup>4/</sup> -51,064,472.50
116,086.00	- - - - -	116,086.00	- - - - -	116,086.00	- - - - -
-260,534.30	- - - - -	87,616.47	- - - - -	87,616.47	- - - - -
884,453,028.96	-880,520,160.00	3,932,868.96	288,011,585.05	<sup>7/</sup> 135,498,535.11	156,445,918.90
83,993.29	1,067,946.37	83,993.29	- - - - -	82,993.25	- - - - -
14,856,441.97	- - - - -	226,441.97	5,526,167.12	5,752,609.09	- - - - -
1,618,059.29	- - - - -	244.00	- - - - -	244.00	- - - - -
2,805,395,924.43	-574,713,758.00	190,935,454.43	717,717,114.90	908,964,855.33	<sup>4/</sup> -312,286.00
290,685,087.58	-193,584,000.00	96,701,087.58	97,198,912.42	193,900,000.00	- - - - -
2,446,165.05	- - - - -	2,618,055.33	2,993.00	3,024,750.08	<sup>4/</sup> -403,741.75
37,546,746.71	- - - - -	105,856,138.29	189,664,999.61	298,879,905.42	<sup>4/</sup> -3,358,767.52
6,666,612.92	- - - - -	202,972.61	268,672.43	483,481.72	<sup>4/</sup> -11,836.68
-20,529,464.91	21,020,247.22	408,984.03	832,176,329.83	578,533,996.32	<sup>9/</sup> 254,051,317.54
7,954,840.12	- - - - -	101,730.90	936,524.14	2,270,933.61	<sup>5/</sup> -1,232,678.57
2,300,000.00	- - - - -	116,404.60	- - - - -	116,404.60	- - - - -
182,082.35	-18,021.17	164,061.18	1,138.82	165,200.00	- - - - -
3,049.46	- - - - -	3,049.46	- - - - -	- - - - -	3,049.46



Table K - STATEMENT OF ACCOUNTS WITH NEGATIVE

Appropriation or Fund Account	Account symbol	Balances September 30, 1977	Appropriations and other obligational authority
<b>DEPARTMENT OF LABOR:</b>			
<b>EMPLOYMENT AND TRAINING ADMINISTRATION:</b>			
<b>EMPLOYMENT AND TRAINING ASSISTANCE,</b>			
<b>EMPLOYMENT AND TRAINING</b>			
<b>ADMINISTRATION:</b>			
<b>TRANSFER TO:</b>			
INTERIOR, OFFICE OF THE SECRETARY. . . . .	1978-79 14 16 0174 1	- - - - -	- - - - -
<b>UNEMPLOYMENT TRUST FUND:</b>			
<b>UNEMPLOYMENT TRUST FUND</b>			
<b>TRANSFER TO:</b>			
<b>SALARIES AND EXPENSES, TRUST</b>			
<b>FUND LABOR, BUREAU OF</b>			
<b>EMPLOYMENT SECURITY, EMPLOYMENT</b>			
<b>AND TRAINING ADMINISTRATION. . . . .</b>			
	PRIOR YEARS 16 20 8042 32	-5,514.17	- - - - -
<b>RAILROAD UNEMPLOYMENT</b>			
<b>ADMINISTRATIVE EXPENSES, TRUST</b>			
<b>FUND, RAILROAD RETIREMENT</b>			
<b>BOARD. . . . .</b>			
	NO YEAR 60 20 8042 2	-150,905.08	- - - - -
<b>DEPARTMENT OF TRANSPORTATION:</b>			
<b>OFFICE OF THE SECRETARY:</b>			
<b>SALARIES AND EXPENSES, OFFICE OF THE</b>			
<b>SECRETARY, DEPARTMENT OF TRANSPORTATION. . . . .</b>			
	NO YEAR 69 0102	54,642.34	- - - - -
<b>FEDERAL AVIATION ADMINISTRATION:</b>			
<b>FACILITIES AND EQUIPMENT, AIRPORT AND</b>			
<b>AIRWAY TRUST FUND, FEDERAL AVIATION</b>			
<b>ADMINISTRATION. . . . .</b>			
	1978-80 69 8107	- - - - -	- - - - -
<b>OPERATIONS, AIRPORT AND AIRWAY TRUST</b>			
<b>FUND, FEDERAL AVIATION ADMINISTRATION. . . . .</b>			
	PRIOR YEARS 69 8104	-229,748.94	- - - - -
<b>FEDERAL HIGHWAY ADMINISTRATION:</b>			
<b>CONSOLIDATED WORKING FUND, INTEGRATED</b>			
<b>GRANT ADMINISTRATION PROGRAM,</b>			
<b>TRANSPORTATION, FEDERAL HIGHWAY,</b>			
<b>ADMINISTRATION. . . . .</b>			
	NO YEAR 69 3925	- - - - -	- - - - -
<b>HIGHWAY TRUST FUND</b>			
<b>TRANSFER TO:</b>			
<b>FEDERAL-AID HIGHWAYS, LIQUIDATION</b>			
<b>OF CONTRACT AUTHORIZATION, TRUST</b>			
<b>FUND, URBAN MASS TRANSPORTATION</b>			
<b>ADMINISTRATION. . . . .</b>			
	NO YEAR 69 20 8102 8	-23,402.96	- - - - -
<b>THE DEPARTMENT OF THE TREASURY:</b>			
<b>OFFICE OF THE SECRETARY:</b>			
<b>INVESTMENT IN FUND ANTICIPATION NOTES,</b>			
<b>OFFICE OF THE SECRETARY, TREASURY. . . . .</b>			
	1977-78 20 1865	86,050,000.00	- - - - -
<b>GENERAL SERVICES ADMINISTRATION:</b>			
<b>REAL PROPERTY ACTIVITIES:</b>			
<b>UNDISTRIBUTED INTRAGOVERNMENTAL PAYMENTS,</b>			
<b>GENERAL SERVICES ADMINISTRATION,</b>			
<b>FEDERAL BUILDING FUND REIMBURSABLE</b>			
<b>FORT WORTH, TEXAS. . . . .</b>			
	CLEARING 47 3885 17	- - - - -	- - - - -
<b>PERSONAL PROPERTY ACTIVITIES:</b>			
<b>GENERAL SUPPLY FUND, GENERAL SERVICES</b>			
<b>ADMINISTRATION</b>			
<b>(FEISTRIP) UNDISTRIBUTED SIBAC</b>			
<b>CHARGEBACKS:</b>			
<b>WASHINGTON, D.C. . . . .</b>			
	NO YEAR 47 4530 113	- - - - -	- - - - -
<b>SAN FRANCISCO, CALIFORNIA. . . . .</b>			
	NO YEAR 47 4530 119	- - - - -	- - - - -
<b>(MOTOR POOL) UNDISTRIBUTED SIBAC</b>			
<b>CHARGEBACKS:</b>			
<b>WASHINGTON, D.C. . . . .</b>			
	NO YEAR 47 4530 123	- - - - -	- - - - -
<b>KANSAS CITY, MISSOURI. . . . .</b>			
	NO YEAR 47 4530 126	- - - - -	- - - - -
<b>FORT WORTH, TEXAS. . . . .</b>			
	NO YEAR 47 4530 127	- - - - -	- - - - -
<b>UNDISTRIBUTED INTRAGOVERNMENTAL</b>			
<b>PAYMENTS, MOTOR POOL, GENERAL</b>			
<b>SERVICES ADMINISTRATION:</b>			
<b>WASHINGTON, D. C. . . . .</b>			
	CLEARING 47 3885 3	-15,922.32	- - - - -
<b>FORT WORTH, TEXAS. . . . .</b>			
	CLEARING 47 3885 7	-854.78	- - - - -
<b>SAN FRANCISCO, CALIFORNIA. . . . .</b>			
	CLEARING 47 3885 9	24,950.43	- - - - -
<b>UNDISTRIBUTED INTRAGOVERNMENTAL</b>			
<b>PAYMENTS, SUPPLY, GENERAL SERVICES</b>			
<b>ADMINISTRATION:</b>			
<b>NEW YORK, NEW YORK. . . . .</b>			
	CLEARING 47 3885 22	278.86	- - - - -
<b>WASHINGTON, D. C. . . . .</b>			
	CLEARING 47 3885 23	-19,389.21	- - - - -
<b>KANSAS CITY, MISSOURI. . . . .</b>			
	CLEARING 47 3885 26	1,749.86	- - - - -
<b>FORT WORTH, TEXAS. . . . .</b>			
	CLEARING 47 3885 27	371.73	- - - - -
<b>RECORDS ACTIVITIES:</b>			
<b>OPERATING EXPENSES, NATIONAL</b>			
<b>ARCHIVES AND RECORDS SERVICE,</b>			
<b>GENERAL SERVICES ADMINISTRATION. . . . .</b>			
	PRIOR YEARS 47 0300	249,527.61	- - - - -

## BALANCES AT END OF FISCAL YEAR 1978 - Continued

Outlays (net)	Balances withdrawn and other transactions	Balances September 30, 1978			
		Excess outlays <u>1/</u>	Unpaid obligations	Receivables <u>2/</u>	Excess outlays and obligations <u>1/ 3/</u>
1,613,654.38	-1,359,000.00	254,654.38	189,403.46	524,564.97	<u>5/</u> -80,507.13
-----	-----	5,514.17	52,377.84	59,584.94	<u>4/</u> -1,692.93
10,710,274.98	-9,400,000.00	1,461,180.86	679,224.62	<u>7/</u> 956,646.37	1,143,757.11
98,635.56	-----	43,993.62	-----	98,635.96	<u>5/</u> -54,642.34
20,534,332.66	-20,000,000.00	534,332.66	36,776,618.14	<u>7/</u> 288,934.03	37,022,016.77
40,722.52	-264,746.94	5,722.52	12,366.83	222,700.29	<u>4/</u> -204,636.94
28,884.34	-----	28,884.34	-----	28,884.34	-----
10,098,910.65	-10,100,000.00	22,313.65	-----	-----	22,313.65
-----	175,406,895.00	89,356,895.00	-----	89,356,895.00	-----
331,345.25	-----	331,345.25	-----	331,345.25	-----
150,667.27	-----	150,667.27	-----	150,667.27	-----
29,564.71	-----	29,564.71	-----	29,564.71	-----
5,442.48	-----	5,442.48	-----	5,442.48	-----
15,180.41	-----	15,180.41	-----	15,180.41	-----
7,536.49	-----	7,536.49	-----	7,536.49	-----
18,446.94	-----	34,369.26	-----	34,369.26	-----
869.28	-----	1,724.06	-----	1,724.06	-----
28,758.68	-----	3,808.25	-----	3,808.25	-----
38,836.04	-----	38,557.18	-----	38,557.18	-----
719,382.87	-----	738,772.08	-----	738,772.08	-----
25,111.40	-----	23,361.54	-----	23,361.54	-----
399.82	-----	28.09	-----	28.09	-----
2,443,254.23	-----	2,193,766.62	95,907.08	2,411,025.01	<u>4/</u> -121,351.31

Table K - STATEMENT OF ACCOUNTS WITH NEGATIVE

Appropriation or Fund Account	Account symbol	Balances September 30, 1977	Appropriations and other obligational authority
<b>GENERAL ACTIVITIES:</b>			
EXPENSES, PRESIDENTIAL CAMPAIGN	1977 47	156,101.25	- - - - -
GENERAL SERVICES ADMINISTRATION			
SALARIES AND EXPENSES, GENERAL			
OF ADMINISTRATOR, GENERAL			
SERVICES ADMINISTRATION	PREVIOUS YEARS 47 0103	- - - - -	- - - - -
ADMINISTRATIVE OPERATIONS FUND,			
GENERAL SERVICES ADMINISTRATION	PREVIOUS YEARS 47 3962	- - - - -	- - - - -
<b>INDEPENDENT AGENCIES:</b>			
<b>ACTION:</b>			
OPERATING EXPENSES, DOMESTIC			
PROGRAMS, ACTION	PREVIOUS YEARS 44 0103	364,051.62	- - - - -
ADVANCES FROM FOREIGN GOVERNMENTS,			
ACTION	NO YEAR 44 8985	-135,070.68	- - - - -
<b>CIVIL SERVICE COMMISSION:</b>			
SALARIES AND EXPENSES, CIVIL			
SERVICE COMMISSION	1976 4 0100	- - - - -	- - - - -
	1975 7 0100	-233,763.65	- - - - -
	PREVIOUS YEARS 4 0100	-107,665.85	- - - - -
<b>REVOLVING FUND, UNDISTRICTED</b>			
CHARGE BACKS, CIVIL SERVICE COMMISSION			
NEW YORK, NEW YORK	NO YEAR 24 4571 7	- - - - -	- - - - -
SAN FRANCISCO, CALIFORNIA	NO YEAR 24 4571 10	- - - - -	- - - - -
<b>EMPLOYEES HEALTH BENEFITS FUND,</b>			
CIVIL SERVICE COMMISSION			
SUSPENSE, ARMY	CLEARING 21 8440	894,644.56	- - - - -
<b>EMPLOYEES LIFE INSURANCE FUND,</b>			
CIVIL SERVICE COMMISSION			
SUSPENSE, NAVY			
SUSPENSE, ARMY	CLEARING 21 8424	246,752.01	- - - - -
<b>COMMUNITY SERVICES ADMINISTRATION:</b>			
COMMUNITY SERVICES PROGRAM,			
COMMUNITY SERVICES			
ADMINISTRATION	1975-76 81 0500 91	1,042,777.89	- - - - -
<b>INTERNATIONAL COMMUNICATION AGENCY:</b>			
MUTUAL EDUCATIONAL AND CULTURAL			
EXCHANGE ACTIVITIES, STATE	1977 19 1128	18,659,117.75	- - - - -
<b>TRANSFER TO:</b>			
HEALTH, EDUCATION, AND WELFARE,			
OFFICE OF EDUCATION	1976 75 19 1128 2	- - - - -	- - - - -
	1976 75 19 1128 2	- - - - -	- - - - -
	1975 75 19 11 3 2	-3,784.28	- - - - -
<b>SALARIES AND EXPENSES, UNITED STATES INFORMATION AGENCY</b>			
CONTRIBUTIONS, EDUCATIONAL AND			
CULTURAL EXCHANGE, STATE	NO YEAR 24 8580	2,710.09	53,378.49
<b>NATIONAL SCIENCE FOUNDATION:</b>			
RESEARCH AND RELATED ACTIVITIES,			
NATIONAL SCIENCE FOUNDATION	1977-78 49 0100	517,022,250.50	- - - - -
<b>PENNSYLVANIA AVENUE DEVELOPMENT CORPORATION</b>			
SALARIES AND EXPENSES, PENNSYLVANIA AVENUE			
DEVELOPMENT CORPORATION	NO YEAR 42 0100	304.93	- - - - -
<b>RAILROAD RETIREMENT BOARD:</b>			
SALARIES AND EXPENSES, RAILROAD			
RETIREMENT BOARD	1977 60 8237	3,897,719.85	- - - - -
<b>SMITHSONIAN INSTITUTION:</b>			
SALARIES AND EXPENSES, SMITHSONIAN			
INTERNATIONAL CENTER FOR SCIENCE	1977 33 0400	325,920.51	- - - - -
<b>TEMPORARY STUDY COMMISSIONS:</b>			
<b>OTHER TEMPORARY COMMISSIONS:</b>			
SALARIES AND EXPENSES, NATIONAL			
COMMISSION ON WATER QUALITY	1974 48 00-1	-19.00	- - - - -
<b>OFF-BUDGET FEDERAL AGENCIES:</b>			
<b>POSTAL SERVICE:</b>			
POSTAL SERVICE FUND, UNDISTRICTED			
SIBAC CHARGE-BACKS	NO YEAR 18 4020 3	- - - - -	- - - - -
<b>UNDISTRIBUTED INTRAGOVERNMENTAL PAYMENTS,</b>			
UNITED STATES POSTAL SERVICE	CLEARING 18 3885	-4,216,077.92	- - - - -

## BALANCES AT END OF FISCAL YEAR 1978 - Continued

Outlays (net)	Balances withdrawn and other transactions	Balances September 30, 1978			
		Excess outlays <u>1/</u>	Unpaid obligations	Receivables <u>2/</u>	Excess outlays and obligations <u>1/ 3/</u>
398,105.34	-201,980.85	23.24	- - - - -	23.24	- - - - -
353.00	140.71	493.71	- - - - -	493.71	- - - - -
7,017.21	-5,017.54	1,999.67	- - - - -	1,999.67	- - - - -
508,030.18	- - - - -	143,378.56	6,237,276.42	6,846,198.64	<sup>4/</sup> -465,543.66
3,302.75	- - - - -	178,372.87	- - - - -	- - - - -	178,372.87
159,658.60	- - - - -	159,658.68	141,861.48	585,576.93	<sup>4/</sup> -284,056.77
- - - - -	-164,279.01	69,484.64	33,840.59	<sup>7/</sup> 90,094.05	<sup>4/</sup> 13,231.14
-27,002.32	- - - - -	80,663.53	- - - - -	93,771.40	<sup>4/</sup> -13,107.87
4,950.00	- - - - -	4,950.00	- - - - -	4,950.00	- - - - -
690.00	- - - - -	690.00	- - - - -	690.00	- - - - -
1,007,234.90	- - - - -	112,590.34	- - - - -	- - - - -	112,590.34
256,214.10	- - - - -	9,462.09	- - - - -	- - - - -	9,462.09
1,934,475.32	- - - - -	891,701.43	23,234,163.38	24,153,251.47	<sup>4/</sup> -27,386.66
12,543,417.78	6,124,032.42	8,332.45	- - - - -	8,332.45	- - - - -
181,161.16	-146,929.22	34,231.94	- - - - -	34,231.94	- - - - -
29,509.52	- - - - -	29,509.52	- - - - -	29,509.52	- - - - -
- - - - -	- - - - -	3,784.28	- - - - -	3,784.28	- - - - -
28,142,341.90	6,925,324.41	5,796.72	- - - - -	5,796.72	- - - - -
223.92	56,088.58	223.92	- - - - -	223.92	- - - - -
524,922,991.58	357,344.06	8,258,085.14	6,181,195.12	14,439,280.26	- - - - -
464.00	304.93	464.00	- - - - -	464.00	- - - - -
1,284,778.00	2,719,043.50	106,101.65	201,225.58	307,327.23	- - - - -
549,067.44	- - - - -	223,146.93	366.50	223,513.43	- - - - -
- - - - -	- - - - -	19.00	- - - - -	19.00	- - - - -
182,811.00	- - - - -	182,811.00	- - - - -	182,811.00	- - - - -
-4,215,870.82	- - - - -	207.11	- - - - -	207.11	- - - - -

---

**FOOTNOTES**

---

- 1 Disposition of excess outlays, and/or obligations are the sole responsibility of the administrative agencies.
- 2 The amounts in this column, unless otherwise footnoted, represent receivables sufficient to cover the excess outlays and unpaid obligations.
- 3 The amounts in this column, unless otherwise footnoted, represent excess outlays and/or obligations.
- 4 Represents an excess of receivables over unpaid obligations which is unavailable for obligation.
- 5 Represents an excess of receivables over unpaid obligations which is available for obligation.
- 6 Obligational information is reflected on a consolidated basis for the Commodity Credit Corporation. Excess outlays and obligations include \$3,238,693,170.77, authority to borrow from the Treasury, and \$23,214,502.51, investments in agency securities.
- 7 Insufficient receivables to cover excess outlays and/or unpaid obligations.
- 8 Funds authorized by the Congress are available in the Social Security Trust Funds to cover these obligations.
- 9 Invested amounts are available to cover these excess outlays.



Table L - STATEMENT OF CERTAIN ACCOUNTS THAT HAVE INCURRED

Appropriation or Fund Account	Account symbol	Balances September 30, 1977	Appropriations and other obligational authority
Legislative: Government Printing Office.....	0480202	-----	\$12,962,500.00
Department of Defense: Court of Military Appeals..... Director of Test and Evaluation.....	9760104 9770450	-\$36,749.56 442,505.55	----- -----
Department of Interior: Office of the Solicitor and Office of the Secretary.....	14X0108	-----	-----
Independent Agencies: Advances from Foreign Governments, Action..... Salaries and Expenses, Civil Service Commission.....	44X8985 2450100	-135,070.08 -233,763.65	----- -----

## OBLIGATIONS IN EXCESS OF UNEXPENDED BALANCES

Outlays (net)	Balances withdrawn and other transactions	Balances - September 30, 1978			
		Unexpended balances	Unpaid obligations	Receivables	Excess obligation
\$8,749,026.00	-----	\$4,203,474.00	\$5,349,786.00	-----	\$1,146,312.00
9,939.79	-----	-46,689.35	21,308.58	-----	67,997.93
227,132.33	\$844,870.12	1,060,303.34	1,328,744.05	-----	268,440.71
3,049.46	-----	-3,049.46	-----	-----	3,049.46
43,302.79	-----	-178,372.87	-----	-----	178,372.87
-----	164,279.01	-69,484.64	33,840.59	\$90,094.09	13,231.14





# **PART FOUR**

---

---

## **INFORMATIONAL TABLES**

---

---

Section I. Statement of appropriations and  
authorities

Section II. Authority to borrow from the Treasury  
and the public

Section III. Miscellaneous



---

**SECTION I – STATEMENT OF APPROPRIATIONS AND  
AUTHORITIES**

---

**Table 1 - STATEMENT OF APPROPRIATIONS AND AUTHORIZATIONS,  
BY ACT OF CONGRESS AND AGENCIES**

AGENCY	AMOUNT	AGENCY	AMOUNT
<b>PART I - BUDGET ACCOUNTS</b>			
<b>LEGISLATIVE</b>		<b>FUNDS APPROPRIATED TO THE PRESIDENT</b>	
Annual Appropriations:		Annual Appropriations:	
P.L. 95-81	\$8,188,000.00	P.L. 92-65	
P.L. 95-86	347,000.00	New contract authority	\$180,000,000.00
P.L. 95-94	941,141,800.00	P.L. 94-188	
P.L. 95-288	3,000,000.00	New contract authority	21,000,000.00
P.L. 95-391	77,745,700.00	P.L. 95-81	1,000,000.00
	<u>1,030,422,500.00</u>	P.L. 95-96	323,700,000.00
Supplemental Appropriations:		Less liquidation of	
P.L. 95-284	180,000.00	contract authority	-211,300,000.00
P.L. 95-355	46,814,686.00	P.L. 95-119	150,000,000.00
	<u>46,994,686.00</u>	P.L. 95-148	6,635,095,000.00
Other:		P.L. 95-254	-40,200,000.00
Special fund accounts	6,467,662.51		<u>7,059,295,000.00</u>
Trust fund accounts	6,389,498.99	Continuing Resolutions:	
Proprietary receipts	-18,592,287.42	P.L. 95-130	4,605,000.00
Intrabudgetary receipts	-388,142.35		
	<u>-6,123,268.27</u>	Supplemental Appropriations:	
<b>TOTAL</b>	<u>1,071,293,917.73</u>	P.L. 95-255	300,000,000.00
		P.L. 95-355	11,770,000.00
<b>JUDICIARY</b>			<u>311,770,000.00</u>
Annual Appropriations:		Other:	
P.L. 95-86	410,818,000.00	Trust fund accounts	8,459,458,431.11
Supplemental Appropriations:		Contract authorizations (net)	1,197,913,669.34
P.L. 95-355	7,986,000.00	Proprietary receipts	-9,480,215,544.67
Other:			<u>177,156,555.78</u>
Permanent indefinite	1,625,357.14	<b>TOTAL</b>	<u>7,552,826,555.78</u>
Special fund accounts	32,374,642.86		
Trust fund accounts	37,463,722.86	<b>AGRICULTURE</b>	
Proprietary receipts	-1,543,365.03	Annual Appropriations:	
Intrabudgetary receipts	-31,100,000.00	P.L. 93-135	726,297.38
	<u>38,820,357.83</u>	P.L. 95-74	1,227,211,000.00
<b>TOTAL</b>	<u>457,624,357.83</u>	Less liquidation of	
		contract authority	-78,781,000.00
<b>EXECUTIVE OFFICE OF THE PRESIDENT</b>		P.L. 95-97	12,443,678,001.76
Annual Appropriations:		Reappropriation	2,000,000.00
P.L. 95-11	1,000,000.00	New contract authority	190,000,000.00
P.L. 95-81	70,697,000.00	Less liquidation of	
P.L. 95-86	2,680,000.00	contract authority	-165,000,000.00
P.L. 95-119	5,654,000.00		<u>13,619,834,299.14</u>
	<u>80,031,000.00</u>	Supplemental Appropriations:	
Supplemental Appropriations:		P.L. 95-240	104,581,000.00
P.L. 95-355	3,081,000.00	P.L. 95-301	6,488,000.00
Other:		P.L. 95-330	57,145,000.00
Transfer of unobligated		P.L. 95-355	501,099,000.00
balances	-5,425,621.24		<u>669,313,000.00</u>
<b>TOTAL</b>	<u>77,686,378.76</u>	Other:	
		Special fund accounts	1,768,900,859.41
		Trust fund accounts	141,276,561.49
		Public debt and other	
		borrowing authorizations	1,057,294,286.87
		Transfers of unobligated	
		balances	-1,484,035.00
		Proprietary receipts	-722,401,863.61
			<u>2,243,585,809.16</u>
		<b>TOTAL</b>	<u>16,532,733,108.30</u>

**Table 1 - STATEMENT OF APPROPRIATIONS AND AUTHORIZATIONS,  
BY ACT OF CONGRESS AND AGENCIES - Continued**

AGENCY	AMOUNT	AGENCY	AMOUNT
<b>PART I BUDGET ACCOUNTS-CONTINUED</b>			
<b>COMMERCE</b>		<b>ENERGY</b>	
Annual Appropriations:		Annual Appropriations:	
P.L. 94-362		P.L. 95-74	\$10,119,521,000.00
Less liquidation of contract authority	-\$352,000,000.00	Supplemental Appropriations:	
P.L. 95-86	2,274,458,127.42	P.L. 95-240	505,257,000.00
P.L. 95-332	3,788,000.00	P.L. 95-246	13,114,000.00
	1,926,246,127.42	P.L. 95-355	47,409,000.00
			565,780,000.00
Supplemental Appropriations:		Other:	
P.L. 95-240	7,000,000.00	Special fund accounts	1,656,310.29
P.L. 95-355	171,860,000.00	Trust fund accounts	4,061,001.21
	178,860,000.00	Transfers of unobligated balances	163,302,600.00
Other:		Proprietary receipts	-440,386,991.50
Special fund accounts	816,872.58		-271,367,080.00
Trust fund accounts	85,787,754.43	<b>TOTAL</b>	<b>10,413,933,920.00</b>
Contract authorizations (net)	284,709,108.00		
Transfers of unobligated balances	16,848,820.24	<b>HEALTH, EDUCATION AND WELFARE</b>	
Proprietary receipts	-118,791,104.76	Annual Appropriations:	
Intrabudgetary receipts	-46,178,750.15	P.L. 94-439	9,478,000.00
	223,192,700.34	P.L. 95-74	563,808,000.00
<b>TOTAL</b>	<b>2,328,298,827.76</b>	P.L. 95-97	282,908,000.00
		P.L. 95-119	1,750,000.00
		P.L. 95-332	25,000,000.00
			882,944,000.00
<b>DEFENSE (MILITARY)</b>		Continuing Resolutions:	
Annual Appropriations:		P.L. 95-130	3,013,964,099.10
P.L. 87-651		P.L. 95-165	1,972,835,045.00
New contract authority	457,218.16	P.L. 95-205	48,179,749,876.71
P.L. 95-81	90,000,000.00	Less immediately available in prior fiscal year	r -4,609,101,983.90
P.L. 95-101	3,093,560,000.00	Appropriation available from subsequent fiscal year	5,017,108,798.86
P.L. 95-111	109,707,716,000.00		53,574,555,835.77
	112,891,733,218.16	Supplemental Appropriations:	
Supplemental Appropriations:		P.L. 95-240	130,719,000.00
P.L. 95-240	423,800,000.00	P.L. 95-355	441,427,000.00
P.L. 95-355	2,572,793,000.00		572,146,000.00
	2,996,593,000.00	Other:	
Other:		Permanent indefinite	9,861,455.00
Special fund accounts	662,000.00	Special fund accounts	27,040.35
Trust fund accounts	12,368,850.10	Trust fund accounts	117,189,471,307.32
Contract authorizations (net)	252,107,321.31	Public debt and other borrowing authorizations	40,000,000.00
Public debt and other borrowing authorizations	-117,589,432.34	Transfers of unobligated balances	-12,564,000.00
Proprietary receipts	-149,117,558.50	Proprietary receipts	-35,073,359.16
Intrabudgetary receipts	-11,049,946.26	Intrabudgetary receipts	-9,669,036,903.69
	-12,618,765.69	<b>TOTAL</b>	<b>162,552,331,375.59</b>
<b>TOTAL</b>	<b>115,875,707,452.47</b>		
<b>DEFENSE (CIVIL)</b>			
Annual Appropriations:			
P.L. 95-85	72,630,000.00		
P.L. 95-96	2,722,242,000.00		
P.L. 95-119	5,000,000.00		
	2,799,872,000.00		
Supplemental Appropriations:			
P.L. 95-240	5,450,000.00		
P.L. 95-355	44,667,000.00		
	50,117,000.00		
Other:			
Special fund accounts	18,660,389.21		
Trust fund accounts	56,040,815.45		
Proprietary receipts	-107,473,626.18		
Intrabudgetary receipts	-20,430,743.46		
	-53,203,164.98		
<b>TOTAL</b>	<b>2,796,785,835.02</b>		

**Table 1 - STATEMENT OF APPROPRIATIONS AND AUTHORIZATIONS,  
BY ACT OF CONGRESS AND AGENCIES - Continued**

AGENCY	AMOUNT	AGENCY	AMOUNT
<b>PART I - BUDGET ACCOUNTS-CONTINUED</b>			
<b>HOUSING AND URBAN DEVELOPMENT</b>		<b>LABOR</b>	
Annual Appropriations:		Continuing Resolutions:	
P.L. 89-555	\$4,359,328.19	P.L. 95-130	\$2,548,047,000.00
P.L. 93-383		P.L. 95-165	205,292,000.00
New contract authority	38,672,441.00	P.L. 95-205	2,925,848,000.00
Less liquidation of			<u>5,679,187,000.00</u>
contract authority	-700,000,000.00	Supplemental Appropriations:	
P.L. 95-119	9,537,081,000.00	P.L. 95-240	4,970,000.00
New contract authority	34,983,563,000.00	P.L. 95-284	63,000,000.00
Less liquidation of		P.L. 95-355	42,583,000.00
contract authority	-3,500,000,000.00		<u>110,553,000.00</u>
	<u>40,363,675,769.19</u>	Other:	
Supplemental Appropriations:		Trust fund accounts	15,278,600,737.77
P.L. 95-355	4,040,000.00	Transfers of unobligated	
New contract authority	24,300,000.00	balances	66,224,355.53
	<u>28,340,000.00</u>	Proprietary receipts	-7,209,553.90
Other:		Intrabudgetary receipts	-1,153,258,099.56
Permanent indefinite	700,000,000.00		<u>14,184,357,439.84</u>
Special fund accounts	342,063.62	<b>TOTAL</b>	<u>19,974,097,439.84</u>
Contract authorizations (net)	485,591.00		
Public debt and other		<b>STATE</b>	
borrowing authorizations	1,287,684,558.43	Annual Appropriations:	
Proprietary receipts	-3,653,303.35	P.L. 95-86	1,157,270,000.00
	<u>1,984,858,909.70</u>	P.L. 95-148	62,954,000.00
<b>TOTAL</b>	<u>42,376,874,678.89</u>	P.L. 95-254	-5,000,000.00
			<u>1,215,224,000.00</u>
<b>INTERIOR</b>		Continuing Resolutions:	
Annual Appropriations:		P.L. 95-130	100,000.00
P.L. 95-74	3,108,119,271.00	Supplemental Appropriations:	
P.L. 95-96	361,653,000.00	P.L. 95-240	6,300,000.00
	<u>3,469,772,271.00</u>	P.L. 95-355	135,538,000.00
Supplemental Appropriations:			<u>141,838,000.00</u>
P.L. 95-26	19,000,000.00	Other:	
P.L. 95-240	87,610,000.00	Permanent indefinite	72,128,200.00
P.L. 95-355	208,243,000.00	Trust fund accounts	200,788,586.38
	<u>314,853,000.00</u>	Transfers of unobligated	
Other:		balances	-395,000.00
Permanent indefinite	787,279.94	Proprietary receipts	-14,025,659.76
Special fund accounts	1,782,496,016.23	Intrabudgetary receipts	-132,598,737.96
Trust fund accounts	320,920,739.98		<u>125,897,388.66</u>
Contract authorizations (net)	-25,034,271.00	<b>TOTAL</b>	<u>1,483,059,388.66</u>
Transfers of unobligated			
balances	-228,542,355.53	<b>TRANSPORTATION</b>	
Proprietary receipts	-1,138,024,232.57	Annual Appropriations:	
Intrabudgetary receipts	-69,609,737.76	P.L. 94-280	7,043,393,750.00
	<u>642,993,439.29</u>	New contract authority	54,000.00
<b>TOTAL</b>	<u>4,427,618,710.29</u>	P.L. 95-74	6,858,066,667.00
		P.L. 95-85	
<b>JUSTICE</b>		Less liquidation of	
Annual Appropriations:		contract authority	-8,143,290,000.00
P.L. 95-86	2,300,619,000.00		<u>5,758,224,417.00</u>
Supplemental Appropriations:		Supplemental Appropriations:	
P.L. 95-355	76,043,000.00	P.L. 95-26	10,000,000.00
Other:		P.L. 95-240	18,000,000.00
Proprietary receipts	-7,074,013.61	P.L. 95-355	222,034,000.00
<b>TOTAL</b>	<u>2,369,587,986.39</u>		<u>250,034,000.00</u>
		Other:	
		Special fund accounts	7,144,492.68
		Trust fund accounts	9,115,197,164.43
		Public debt and other	
		borrowing authorizations	-49,556,993.19
		Proprietary receipts	-39,493,065.83
			<u>9,033,291,598.09</u>
		<b>TOTAL</b>	<u>15,041,550,015.09</u>

**Table 1 - STATEMENT OF APPROPRIATIONS AND AUTHORIZATIONS,  
BY ACT OF CONGRESS AND AGENCIES - Continued**

AGENCY	AMOUNT	AGENCY	AMOUNT
<b>PART I BUDGET ACCOUNTS-CONTINUED</b>			
<b>TREASURY</b>			
Annual Appropriations:		NATIONAL AERONAUTICS AND SPACE ADMINISTRATION CONTINUED	
P.L. 95-81	\$2,842,714,000.00	Other:	
P.L. 95-85	200,000,000.00	Trust fund accounts	\$33,970.94
P.L. 95-119	8,264,574,000.00	Proprietary receipts	-3,654,592.48
	11,307,288,000.00		-3,620,621.54
Supplemental Appropriations:		<b>TOTAL</b>	<b>4,060,080,378.46</b>
P.L. 95-355	159,800,000.00		
Other:		<b>VETERANS ADMINISTRATION</b>	
Permanent indefinite	612,990,536.68	Annual Appropriations:	
Refunds made where earned income credit exceeds liability for tax	880,889,969.69	P.L. 95-119	17,770,282,000.00
Public and private relief laws	180,201.95	P.L. 95-240	8,847,000.00
Special fund accounts	460,656,442.48		17,779,129,000.00
Trust fund accounts	6,858,402,987.58	Supplemental Appropriations:	
Public debt interest	48,694,855,508.78	P.L. 95-355	735,863,000.00
Proprietary receipts	-897,030,999.00	Other:	
Intrabudgetary receipts	-8,504,838,795.40	Trust fund accounts	1,013,920,239.66
Receipts from Off-Budget Federal Agencies	-2,767,670,182.83	Proprietary receipts	-516,098,189.94
	45,338,435,669.93	Intrabudgetary receipts	-2,471,930.66
<b>TOTAL</b>	<b>56,805,523,669.93</b>		495,350,119.06
		<b>TOTAL</b>	<b>19,010,342,119.06</b>
<b>ENVIRONMENTAL PROTECTION AGENCY</b>		<b>INDEPENDENT AGENCIES</b>	
Annual Appropriations:		Annual Appropriations:	
P.L. 95-119	5,848,803,000.00	P.L. 89-555	826,633.58
Less liquidation of contract authority	-5,000,000,000.00	P.L. 94-387	15,421,779.00
	848,803,000.00	P.L. 94-439	107,150,000.00
Supplemental Appropriations:		P.L. 95-74	380,597,000.00
P.L. 95-240	4,629,200,000.00	P.L. 95-81	4,085,272,000.00
P.L. 95-355	20,600,000.00	P.L. 95-85	234,469,000.00
	4,649,800,000.00	P.L. 95-86	1,878,923,000.00
Other:		P.L. 95-96	436,364,000.00
Trust fund accounts	32,000.00	P.L. 95-97	13,196,000.00
Proprietary receipts	-508,769.23	P.L. 95-111	44,050,000.00
	-476,769.23	P.L. 95-119	913,207,000.00
<b>TOTAL</b>	<b>5,498,126,230.77</b>	P.L. 95-148	82,900,000.00
		P.L. 95-288	117,409,000.00
		P.L. 95-332	43,500,000.00
			8,353,285,412.58
<b>GENERAL SERVICES ADMINISTRATION</b>		Continuing Resolutions:	
Annual Appropriations:		P.L. 95-130	290,422,398.00
P.L. 95-81	372,448,000.00	P.L. 95-165	53,248,917.00
P.L. 95-119	4,700,000.00	P.L. 95-205	2,470,516,685.00
P.L. 95-240	54,000.00		2,814,188,000.00
	377,202,000.00	Supplemental Appropriations:	
Supplemental Appropriations:		P.L. 94-252	425,000,000.00
P.L. 95-355	17,916,000.00	P.L. 95-240	200,000,000.00
Other:		P.L. 95-282	13,000,000.00
Special fund accounts	8,935,000.00	P.L. 95-284	758,000,000.00
Trust fund accounts	160,348.41	P.L. 95-355	1,012,448,000.00
Transfers of unobligated balances	1,119,400.00		2,408,448,000.00
Proprietary receipts	-137,848,658.13	Other:	
Intrabudgetary receipts	-1,839,360.25	Permanent indefinite	5,308,000,000.00
	-129,473,269.97	Trust fund accounts	21,468,406,538.11
<b>TOTAL</b>	<b>265,644,730.03</b>	Contract authorizations (net)	-8,250,597.90
		Public debt and other borrowing authorizations	-1,723,400.00
		Transfers of unobligated balances	915,836.00
		Proprietary receipts	-53,436,040.16
		Intrabudgetary receipts	-7,707,042,993.19
			19,006,869,342.86
		<b>TOTAL</b>	<b>32,582,790,755.44</b>
<b>NATIONAL AERONAUTICS AND SPACE ADMINISTRATION</b>		<b>TOTAL BUDGET ACCOUNTS</b>	<b>523,554,517,832.09</b>
Annual Appropriations:			
P.L. 95-119	4,017,940,000.00		
Supplemental Appropriations:			
P.L. 95-355	45,761,000.00		



**Table 1 - STATEMENT OF APPROPRIATIONS AND AUTHORIZATIONS,  
BY ACT OF CONGRESS AND AGENCIES - Continued**

AGENCY	AMOUNT	AGENCY	AMOUNT
PART II - OFF-BUDGET FEDERAL AGENCIES		SUMMARY OF TOTAL APPROPRIATIONS AND AUTHORIZATIONS BY ACT OF CONGRESS AND AGENCIES, FISCAL YEAR 1978	
Annual Appropriations: P.L. 95-74	\$30,000,000.00	Budget accounts	\$523,554,517,832.09
Other: Public debt and other borrowing authorizations	13,119,237,395.00	Off-Budget federal agencies	13,149,237,395.00
TOTAL OFF-BUDGET FEDERAL AGENCIES	13,149,237,395.00	Public debt accounts and refunds of receipts	<sup>1/</sup> 1,276,569,909,947.42
		GRAND TOTAL	<u>1,813,273,665,174.51</u>
PART III PUBLIC DEBT ACCOUNTS AND REFUNDS OF RECEIPTS			
Public Debt Accounts:			
Sinking fund	680,849,085.47		
Gifts to the U.S. for reduction of the public debt	341,566.90		
Public debt principal (permanent appropriation)	1,237,288,157,957.35		
	1,237,969,348,609.72		
Refunds Of Receipts:			
Refunding Internal Revenue collections	39,324,935,206.14		
Refunding of money erroneously received and covered	622,061.19		
Refunds and drawbacks, Customs	155,894,040.06		
	39,481,451,307.39		
TOTAL PUBLIC DEBT ACCOUNTS AND REFUNDS OF RECEIPTS	1,277,450,799,917.11		

r Revised

<sup>1/</sup> Excludes refunds made where earned income credit exceeds liability for tax in the amount of \$880,889,969.69. This amount is included in Budget accounts.

---

**SECTION II – AUTHORITY TO BORROW FROM  
THE TREASURY AND THE PUBLIC**

---

## 1. BACKGROUND

"Borrowing authority" is a term identified with legislative authority to use, for specific purposes, funds realized from the sale of debt securities. Three types of borrowing authority exist. "Authority to borrow from the Treasury" denotes legislative authority to borrow funds from the Treasury which are realized from the sale of public debt securities. "Authority to borrow from the public" authorizes the sale of agency debt securities. "Authority to borrow from the Treasury and the public" represents a combination of the legislative authorities noted above.

Legislation providing borrowing authority, whether contained in appropriation or substantive legislation, requires approval by the Congress prior to enactment. When contained in appropriation legislation, consideration is given by the committees on appropriations; when included in substantive legislation, consideration is given by those committees with jurisdiction over the particular area of law involved. Legislation containing this authority has the same force and effect as an appropriation and is so treated in Treasury accounts and reports, and in the annual Budget Document. Like an appropriation, borrowing authority does not, by itself, create an increase in the public debt; it is the expenditure made as a result of either an appropriation or a borrowing authority which affects the level of the public debt through its impact on Government cash balances.

In addition to financing certain activities of Government corporations and special programs as authorized by the Congress, this borrowing authority method has been used to finance the Government's subscription to international organizations. Though not yet used, borrowing authority exists as "stand-by" authority in connection with bank deposits insured by the Federal Deposit Insurance Corporation (12 U.S.C. 1824), and investments in savings and loan institutions insured by the Federal Savings and Loan Insurance Corporation (12 U.S.C. 1725i). This authority has also been made available, in connection with the purchase, sale or redemption of debentures of Federal Home Loan Banks. As of September 30, 1978, the authority of these banks, which are Government-sponsored, was \$4,000,000,000. The Government National Mortgage Association, also a Government-sponsored private corporation, has authority to borrow \$2,250,000,000 from public debt receipts.

A forerunner of this type of financing is found in the Acts of February 25, 1791 (1 Stat. 196), and April 10, 1816 (3 Stat. 269), which provided for the establishment of the First and Second Banks of the United States, respectively, and directed that the Government's subscription to the stock of these banks be financed by the issuance of public debt securities. Also, in the purchase of the Louisiana Territory the Act of November 10, 1803 (2 Stat. 246) authorized payment through the issuance of certificates of stock "in like manner as for the present domestic funded debt." Still another example of early borrowing authority is found in the Act of June 28, 1902 (32 Stat. 484), which provided for payments on account of the acquisition and additional construction of the Panama Canal.

## 2. MAJOR LEGISLATIVE PROVISIONS

(a) The Reconstruction Finance Corporation Act, approved January 22, 1932, as amended, provided borrowing authority to the Corporation for general and special purposes, as follows:

"The Corporation may issue \*\*\* its notes, debentures, bonds, or other such obligations in an amount outstanding at any one time sufficient to enable the Corporation to carry out its functions under this chapter or any other provision of law, \*\*\* The Secretary of the Treasury is authorized to purchase any obligations of the Corporation \*\*\* to use as a public-debt transaction the proceeds from the sale of any securities issued under the Second Liberty Bond Act, as amended. \*\*\*." (15 U.S.C. 606).

(b) The Act of July 31, 1945, establishing the Export-Import Bank of Washington (renamed the Export-Import Bank of the United States, effective March 13, 1968), contained authority to spend \$825,000,000 from public debt receipts to subscribe to the Bank's capital stock. Payment for \$174,000,000 of capital stock shall be made by the surrender to the Bank for cancellation of the preferred stock heretofore issued by the Bank and purchased by the Reconstruction Finance Corporation. The Secretary of the Treasury shall pay the Corporation the par value of the preferred stock upon its surrender to the Bank. In addition, the Act contained authority for the Bank to borrow funds from the Treasury:

Borrowing from the Treasury - "The Export-Import Bank of Washington is authorized to issue from time to time \*\*\* its notes, debentures, bonds, or other obligations; \*\*\* shall not exceed \$6,000,000,000 \*\*\* The Secretary of the Treasury is authorized and directed to purchase any obligations of the Bank issued hereunder and for such purpose \*\*\* is authorized to use as a public-debt transaction the proceeds of any securities issued \*\*\*." (12 U.S.C. 635d)

(c) Operations of the Commodity Credit Corporation are financed by borrowings from the Treasury pursuant to statutory provisions as follows:

"With the approval of the Secretary of the Treasury, the Commodity Credit Corporation is authorized to issue and have outstanding at any one time, bonds, notes, \*\*\* in an aggregate amount not exceeding \$14,500,000,000 \*\*\* The Secretary of the Treasury in his discretion, is authorized to purchase any obligations of the Commodity Credit Corporation issued hereunder, and for such purpose \*\*\* is authorized to use as a public-debt transaction the proceeds from the sale of any securities \*\*\* All redemptions, purchases, and sales by the Secretary \*\*\* shall be treated as public-debt transactions \*\*\*." (15 U.S.C. 713a-4)

(d) Loan programs of the Farmers Home Administration and its predecessor agencies were financed with funds borrowed by the Reconstruction Finance Corporation until 1947 when the borrowing authority was transferred to the Secretary of Agriculture, and subsequent borrowings authorized in annual acts of Congress:

"When authorized by Congress, the Secretary is authorized to make and issue notes for the purpose of obtaining funds in such amounts as the Congress may approve annually in appropriation for making direct loans under this chapter.\*\*\* The Secretary of the Treasury is authorized and directed to purchase any notes of the Secretary issued hereunder. \*\*\* All redemptions, purchases, and sales by the Secretary of the Treasury of such notes shall be treated as public debt transactions of the United States." (7 U.S.C. 1988b).

(e) The Postal Reorganization Act, approved August 12, 1970 provided borrowing authority as follows:

"(a) The Postal Service is authorized to borrow money and to issue and sell such obligations as it deems necessary to carry out the provisions of this title. The aggregate amount of such obligations outstanding at any one time shall not exceed \$10,000,000,000. \*\*\*" (39 U.S.C. 2005). "For the purpose of any purchase of the obligations of the Postal Service, the Secretary of the Treasury is authorized to use as a public debt transaction the proceeds from the sale of any securities issued under the Second Liberty Bond Act, as now or hereafter in force. \*\*\*" (39 U.S.C. 2007).

(f) The Federal Financing Bank Act of 1973, Public Law 93-224, approved December 29, 1973, "established a body corporate to be known as the Federal Financing Bank\*\*\* subject to the general supervision and direction of the Secretary of the Treasury \*\*\*" for the purpose of assuring coordination of Federal and federally assisted borrowing programs" \*\*\* with the overall economic and fiscal policies of the Government, to reduce the costs of Federal and federally assisted borrowing from the public, and to assure that such borrowings are financed in a manner least disruptive of private financial markets and institutions." \*\*\* Sec. 9 states that "the Bank (FFB) is authorized, with the approval of the Secretary of the Treasury, to issue publicly and have outstanding at any one time not in excess of \$15,000,000,000, or such additional amounts as may be authorized in appropriation Acts,\*\*\*. All purchases and sales by the Secretary of the Treasury of such obligations \*\*\* shall be treated as public debt transactions of the United States. \*\*\*" Sec. 12 further states that "\*\*\* nothing herein shall affect the budget status \*\*\* the receipts and disbursements of the Bank in the discharge of its functions shall not be included in the totals of the budget of United States Government and shall be exempt from any general limitation imposed by statute on expenditures and net lending (budget outlays) of the United States."

### 3. PROCEDURE AND EFFECT

Generally, borrowing authority is without fiscal year limitation; however, a limitation is usually provided as to the maximum amount of borrowings repayable to the Treasury that can be outstanding at any one time. The amount so authorized, together with collections and earnings realized under the program, remain available to the agency for an indefinite period. The amounts of borrowings are generally credited by the Treasury to a revolving fund account for the borrowing agency; repayments of borrowings reduce the agency's operating fund and restore the authorization for additional borrowings.

From time to time borrowing provisions are contained in annual departmental appropriation acts and the borrowing activity of agencies is reflected annually in the fiscal year accounts. In such instances, repayments by the agencies do not restore borrowing authorities, and any additional authority to borrow must be provided by new legislation.

Where borrowings are made for programs which are nonrevenue-producing, or which result in losses, the Congress has authorized cancellations of the notes or other securities held by the Secretary of the Treasury. Where the authorities are for an indefinite period, cancellations result in a restoration of borrowing authority in an equivalent amount. Advances and repayments of borrowings do not affect the administrative budget surplus or deficit. Only actual expenditures by borrowing agencies for authorized program purposes, or the recoveries and/or realizations on related assets, have such effect. This is the same as for agency programs financed by appropriations acts.

Conforming with the provisions of law regarding the treatment of these borrowings as public debt transactions, it can be said that the proceeds from public debt issues are used to purchase notes from borrowing agencies and repayments by such agencies are applied toward the redemption of public debt securities.

### 4. EXPLANATION OF TABLES

Table 2 - Status of Authority to Borrow from the Treasury and the Public, By Agency and Program - Relates to the activity and status of authorities during the current fiscal year by agency and program. Reflects the amounts of unused authority at beginning of the year, increases in authority, adjustments, borrowings from Treasury, repayments which restore authority, nonrestoring repayments, and unused authority at end of the fiscal year.

Table 3 - Status of Borrowings from the Treasury Handled as Public Debt Transactions - The data in this table relates to current fiscal year borrowing transactions by the various agencies and programs. Figures are presented showing borrowings outstanding at the beginning of the year, net borrowings or repayments, transfers between agencies, cancellations of bonds and notes authorized by Congress and borrowings outstanding at the end of the year.

Table 4 - Status of Obligational Authority Relating to Public and Agency Debt, Contract Authority and Certain Permanent Indefinite Appropriations - The data in this table presents, for the obligational authorities specified, balances at the beginning of the year, new obligational authority, borrowings, repayments and adjustments, and closing balances.

Table 2 - STATUS OF AUTHORITY TO BORROW FROM THE TREASURY

Agency & Program	Unused Authority Beginning of Fiscal Year	Increases in authority granted by Congress	Adjustments in Authority
PART I - BORROWINGS FROM THE TREASURY UNDER PUBLIC DEBT AUTHORITY			
<u>FUNDS APPROPRIATED TO THE PRESIDENT</u>			
International Development Assistance: Special Payments to International Financial Institutions.....	\$5,715,000,000.00	-----	-----
Overseas Private Investment Corporation.....	100,000,000.00	-----	-----
<u>DEPARTMENT OF AGRICULTURE</u>			
Commodity Credit Corporation fund.....	8,371,543,411.86	-----	-----
Farmers Home Administration:			
Agricultural credit insurance fund.....	2,949,732.69	\$343,818,372.78	-----
Rural development insurance fund.....	1,631,685,506.81	375,018,857.43	-----
Rural housing insurance fund.....	1,779,127,990.71	338,457,056.66	-----
<u>DEPARTMENT OF DEFENSE-CIVIL</u>			
<u>THE PANAMA CANAL</u>			
Panama Canal Company fund.....	40,000,000.00	-----	-----
<u>DEPARTMENT OF ENERGY</u>			
Bonneville Power Administration fund.....	1,125,000,000.00	-----	-----
<u>DEPARTMENT OF HEALTH, EDUCATION AND WELFARE</u>			
Student loan insurance fund.....	-----	40,000,000.00	-----
<u>DEPARTMENT OF HOUSING AND URBAN DEVELOPMENT</u>			
Housing Programs:			
Federal Housing Administration funds:			
General insurance fund.....	-----	2/ 245,000,000.00	-----
Special risk insurance fund.....	-----	2/ 195,000,000.00	-----
Housing for the Elderly or Handicapped.....	1,596,006,900.00	749,627,111.00	-----
Low Rent Public Housing.....	1,500,000,000.00	-----	-----
Government National Mortgage Association:			
Special assistance functions.....	5,198,883,446.38	-----	\$365,773,804.31
Emergency home loan program.....	12,426,424,491.87	-----	-80,398,370.28
Management and liquidating functions.....	-----	-----	5/ -15,000,000.00
Loans for secondary market operations.....	2,250,000,000.00	-----	-----
Community Planning and Development:			
Urban renewal fund.....	200,000,000.00	-----	-----
New Communities Administration:			
New communities guarantee fund, title IV.....	-----	2/ 129,209.43	-----
New communities guarantee fund, title VII.....	2,426,774.81	2/ 97,928,238.00	12,903,944.51
Federal Insurance Administration:			
National insurance development fund.....	250,000,000.00	-----	-----
National flood insurance fund.....	352,549,043.98	-----	-----
<u>DEPARTMENT OF THE INTERIOR</u>			
Bureau of Mines:			
Helium fund.....	3,127,000.00	-----	-----
<u>DEPARTMENT OF TRANSPORTATION</u>			
Federal Railroad Administration:			
Regional rail reorganization.....	-----	2/ -49,351,015.73	-----
Saint Lawrence Seaway Development Corporation fund.....	6,200,000.00	-----	-----
<u>INDEPENDENT AGENCIES</u>			
District of Columbia:			
Stadium sinking fund, armory board 6/.....	-----	7/ 831,600.00	-----

AND THE PUBLIC BY AGENCY AND PROGRAM

Borrowings	Repayments which Restore Borrowing Authority	Repayments which do not Restore Borrowing Authority	Net Borrowing (-) or Repayments which Affect Borrowing Authority	Unused Authority End of Fiscal Year
-----	-----	-----	-----	\$5,715,000,000.00
-----	-----	-----	-----	100,000,000.00
\$7,686,708,319.21	\$2,553,858,078.12	-----	-\$5,132,850,241.09	3,238,693,170.77
100,000,000.00	-----	-----	-100,000,000.00	<u>1/</u> 246,768,105.47
50,000,000.00	-----	-----	-50,000,000.00	<u>1/</u> 1,956,704,364.24
150,000,000.00	-----	-----	-150,000,000.00	<u>1/</u> 1,967,585,047.37
-----	-----	-----	-----	40,000,000.00
175,000,000.00	-----	-----	-175,000,000.00	950,000,000.00
-----	-----	-----	-----	40,000,000.00
245,000,000.00	-----	-----	-245,000,000.00	<u>3/</u> -----
195,000,000.00	-----	-----	-195,000,000.00	<u>3/</u> -----
45,170,356.81	-----	-----	-45,170,356.81	2,300,463,654.19
-----	-----	-----	-----	1,500,000,000.00
<u>4/</u> 379,280,000.00	384,185,000.00	-----	4,905,000.00	<u>1/</u> 5,569,562,250.69
723,910,000.00	364,117,000.00	-----	-359,793,000.00	<u>1/</u> 11,986,233,121.59
-----	15,000,000.00	-----	15,000,000.00	<u>3/</u> -----
-----	-----	-----	-----	2,250,000,000.00
-----	-----	-----	-----	200,000,000.00
129,209.43	-----	-----	-129,209.43	<u>3/</u> -----
97,928,238.00	-----	-----	-97,928,238.00	<u>1/</u> 15,330,719.32
-----	-----	-----	-----	250,000,000.00
82,915,472.68	-----	-----	-82,915,472.68	269,633,571.30
-----	-----	-----	-----	3,127,000.00
8,023,984.27	57,375,000.00	-----	49,351,015.73	<u>2/</u> -----
-----	-----	\$1,000,000.00	-----	6,200,000.00
831,600.00	-----	-----	-831,600.00	<u>3/</u> -----

**Table 2 - STATUS OF AUTHORITY TO BORROW FROM THE TREASURY**

Agency & Program	Unused Authority Beginning of Fiscal Year	Increases in authority granted by Congress	Adjustments in Authority
<b>INDEPENDENT AGENCIES - Continued</b>			
Export-Import Bank of the United States: Regular lending activities.....	\$5,996,676,748.50	-----	-----
Federal Deposit Insurance Corporation.....	3,000,000,000.00	-----	-----
Federal Home Loan Bank Board: Federal Home Loan Bank Board revolving fund.....	4,000,000,000.00	-----	-----
Federal Savings and Loan Insurance Corporation fund.....	750,000,000.00	-----	-----
International Communication Agency: Information media guarantee fund.....	5,873,610.67	-----	-----
National Credit Union Administration: National credit union share insurance fund.....	100,000,000.00	-----	-----
Pennsylvania Avenue Development Corporation.....	25,000,000.00	\$7,500,000.00	-----
Securities and Exchange Commission: Securities investor protection corporation fund..	1,000,000,000.00	-----	-----
<u>OFF-BUDGET FEDERAL AGENCIES</u>			
Rural Electrification Administration: Rural electrification and telephone revolving fund.....	1,543,587,077.15	355,288,899.81	-\$224,351.88
Rural Telephone Bank.....	r 433,631,646.58	104,728,079.00	-6,034,351.46
Pension Benefit Guaranty Corporation.....	100,000,000.00	-----	-----
Federal Financing Bank.....	-----	2/ 12,659,220,416.19	-----
U.S. Postal Service.....	7,569,000,000.00	-----	67,000,000.00
Total relating to borrowing from the Treasury.....	r 67,074,693,382.01	15,463,196,824.57	344,020,675.20
<b>PART II - BORROWINGS FROM THE PUBLIC UNDER AGENCY DEBT AUTHORIZATIONS</b>			
<u>DEPARTMENT OF AGRICULTURE</u>			
Farmers Home Administration: Agricultural credit insurance fund.....	-----	-----	-----
Rural housing insurance fund.....	-----	-----	-----
<u>DEPARTMENT OF DEFENSE</u>			
Family Housing: Family housing mortgages.....	-----	11/ -117,589,432.34	-----
Homeowners assistance mortgages.....	3,818,294.04	-----	-----
<u>DEPARTMENT OF HEALTH, EDUCATION AND WELFARE</u>			
Health Resources Administration: Health professions education fund.....	-----	-----	-----
Nurse training fund.....	-----	-----	-----
Office of Education: Higher education facilities loan and insurance fund.....	-----	-----	-----
<u>DEPARTMENT OF HOUSING AND URBAN DEVELOPMENT</u>			
Housing Programs: Federal housing administration fund.....	-----	-----	21,508,400.00
College housing loans.....	-----	-----	-----
Revolving fund, liquidating programs.....	-----	-----	-----
Government National Mortgage Association: Management and liquidating functions fund.....	-----	-----	-----
Special assistance functions fund.....	-----	-----	-----

ND THE PUBLIC BY AGENCY AND PROGRAM - Continued

Borrowings	Repayments which Restore Borrowing Authority	Repayments which do not Restore Borrowing Authority	Net Borrowing (-) or Repayments which Affect Borrowing Authority	Unused Authority Fnd of Fiscal Year
\$1,030,100,000.00	\$1,033,423,251.50	-----	\$3,323,251.50	8/ \$6,000,000,000.00
-----	-----	-----	-----	3,000,000,000.00
-----	-----	-----	-----	4,000,000,000.00
-----	-----	-----	-----	750,000,000.00
-----	-----	-----	-----	5,873,610.67
-----	-----	-----	-----	100,000,000.00
17,212,082.00	-----	-----	-17,212,082.00	15,287,918.00
-----	-----	-----	-----	1,000,000,000.00
304,811,000.00	304,811,000.00	-----	-----	1/ 1,898,651,625.08
85,650,000.00	-----	-----	-85,650,000.00	2/ 446,675,374.12
-----	-----	-----	-----	100,000,000.00
21,168,114,831.30	8,508,894,415.11	-----	-12,659,220,416.19	3/-----
-----	-----	-----	-----	10/ 7,636,000,000.00
32,545,785,093.70	13,221,663,744.73	\$1,000,000.00	-19,324,121,348.97	63,557,789,532.81
-----	-----	98,457,341.39	-----	-----
-----	-----	34,944,658.61	-----	-----
-159.67	117,589,272.67	-----	117,589,432.34	-----
811,312.13	2,148,856.81	-----	1,337,544.68	5,155,838.72
-----	-----	1,729,595.65	-----	-----
-----	-----	3,110,404.35	-----	-----
-----	-----	9,645,000.00	-----	-----
96,985,100.00	75,476,700.00	-----	-21,508,400.00	-----
-----	-----	13,963,000.00	-----	-----
-----	-----	91,842,000.00	-----	-----
-----	-----	82,447,000.00	-----	-----



**Table 2 - STATUS OF AUTHORITY TO BORROW FROM THE TREASURY**

Agency & Program	Unused Authority Beginning of Fiscal Year	Increases in authority granted by Congress	Adjustments in Authority
<b>PART II - BORROWING FROM THE PUBLIC UNDER AGENCY DEBT AUTHORIZATIONS - Continued</b>			
<u>DEPARTMENT OF TRANSPORTATION</u>			
Coast Guard: Family housing mortgages.....	-----	-----	-----
<u>VETERANS ADMINISTRATION</u>			
Direct loans to veterans and reserves: Participation certificates.....	-----	-----	-----
Loan Guaranty Revolving fund.....	-----	-----	-----
<u>INDEPENDENT AGENCIES</u>			
Export-Import Bank of the United States: Agency securities.....	\$1,269,550,718.64	-----	-\$1,269,550,718.64
Federal Home Loan Bank Board: Federal Home Loan Bank Board revolving fund.....	10,055,000.00	<u>12/</u> -\$10,055,000.00	-----
Small Business Administration: Business loans and investment fund.....	-----	-----	-----
Tennessee Valley Authority fund.....	9,145,000,000.00	-----	-----
<u>OFF-BUDGET FEDERAL AGENCIES</u>			
Federal Financing Bank.....	14,999,980,000.00	-----	-----
U. S. Postal Service.....	-----	-----	-67,000,000.00
Total relating to borrowing under agency debt authorizations.....	25,428,404,012.68	-127,644,432.34	-1,315,042,318.64

r Revised

Note: In certain instances the Congress authorizes agencies to borrow either from the Secretary of the Treasury or from the Public. In most of these cases, Congress provides specified limitations and conditions for each type of borrowing authority; however, a minimum amount of borrowings that can be outstanding at any one time under the combined authority is usually established in the provisions of Law. Therefore, amounts shown in Parts I and II of this table for agencies having both types of borrowing authority should not be combined since this would involve a duplication or overstatement of the maximum authority set by Congress.

- 1/ Authority to borrow from the Treasury is indefinite in amount. Amount shown represents unpaid obligations and unobligated amounts, less the available fund balances and other receivables.
- 2/ Authority to borrow from the Treasury is indefinite in amount. Amount shown represents amounts borrowed from the Treasury during the fiscal year.
- 3/ Authority to borrow from the Treasury is indefinite in amount.
- 4/ Represents funds applied to other than lending subject to loan authorizations.

AND THE PUBLIC BY AGENCY AND PROGRAM - Continued

Borrowings	Repayments which Restore Borrowing Authority	Repayments which do not Restore Borrowing Authority	Net Borrowing (-) or Repayments which Affect Borrowing Authority	Unused Authority Fnd of Fiscal Year
-----	-----	\$205,977.46	-----	-----
-----	-----	89,113,708.00	-----	-----
-----	-----	145,296,292.00	-----	-----
\$758,039,862.61	\$830,808,975.80	-----	<u>13/</u> \$72,769,113.19	\$72,769,113.19
-----	-----	-----	-----	-----
-----	-----	31,451,000.00	-----	-----
4,930,000,000.00	3,590,000,000.00	-----	<u>13/</u> -1,340,000,000.00	7,805,000,000.00
-----	10,000.00	-----	10,000.00	14,999,990,000.00
-----	67,000,000.00	-----	<u>14/</u> 67,000,000.00	-----
5,785,836,115.07	4,683,033,805.28	602,205,977.46	-1,102,802,309.79	22,882,914,951.91

- 5/ Authority to borrow from the Treasury is indefinite in amount. Amount shown represents amounts repaid to the Treasury during the fiscal year.
- 6/ Authority to borrow from the Treasury for payment of interest on or retirement of principal on stadium bonds issued to the Public in accordance with an act approved July 28, 1958, (72 STAT. 423).
- 7/ Represents borrowing from the Treasury.
- 8/ Agency securities sold by the Bank amounted to \$2,140,605,000.00 outstanding as of September 30, 1978. The unused authority to borrow from the Treasury has been reduced thereby, since the Bank may borrow from the Treasury to liquidate these securities.
- 9/ Bank has authority to borrow from the Treasury and the Public. This amount represents borrowings from Treasury only. Bank did not borrow from the Public during fiscal year 1978, nor does it anticipate doing so in the future.
- 10/ Borrowing authority of \$10,000,000.00 reduced by \$250,000,000.00 borrowed from the Public and \$2,114,000,000.00 borrowed from the Federal Financing Bank.
- 11/ Represents appropriations applied to reduction of agency debt.
- 12/ Authority rescinded pursuant to P.L. 95-254.
- 13/ Represents net borrowing from the Federal Financing Bank in lieu of agency debt.
- 14/ Represents net borrowing from the Federal Financing Bank and from the Public.

Table 3 - STATUS OF BORROWINGS FROM THE TREASURY HANDLED AS PUBLIC DEBT TRANSACTIONS

Purpose of Advances and Agency	Citation	Borrowings Outstanding September 30, 1977	Net Borrowings or Repayments(-) 1/ 2/	Transfer Between Agencies	Cancellation of Bonds or Notes	Borrowings Outstanding September 30, 1978
<u>DEPARTMENT OF AGRICULTURE</u>						
Commodity Credit Corporation.....	15 U.S.C. 713 a-4	\$6,128,456,588.14	\$5,132,850,241.09	-----	-----	\$11,261,306,829.23
Rural Electrification Administration Loans 3/.....	7 U.S.C. 903	6,563,236,067.68	-----	-----	-----	6,563,236,067.68
Farmers Home Administration:						
Agriculture credit insurance fund.....	7 U.S.C. 1005c 1929c	676,000,000.00	100,000,000.00	-----	-----	776,000,000.00
Rural development insurance fund.....	7 U.S.C. 1929a(d)	390,000,000.00	50,000,000.00	-----	-----	440,000,000.00
Rural housing insurance fund.....	42 U.S.C. 1481, 1487 (h) 1488	855,717,972.54	150,000,000.00	-----	-----	1,005,717,972.54
<u>DEPARTMENT OF ENERGY</u>						
Bonneville Power Administration fund.....	16 U.S.C. 838k	125,000,000.00	175,000,000.00	-----	-----	300,000,000.00
<u>DEPARTMENT OF HOUSING AND URBAN DEVELOPMENT</u>						
Housing Programs:						
Federal Housing Administration fund:						
General insurance fund.....	12 U.S.C. 1735d(b)	1,911,655,000.00	245,000,000.00	-----	-----	2,156,655,000.00
Special risk insurance fund.....	12 U.S.C. 1735d(b)	1,617,166,000.00	195,000,000.00	-----	-----	1,812,166,000.00
College Housing Loans.....	12 U.S.C. 1749(d)(c)	2,811,000,000.00	-----	-----	-----	2,811,000,000.00
Housing for the Elderly or Handicapped.....	Act, August 22, 1974	-----	45,170,356.81	-----	-----	45,170,356.81
Government National Mortgage Association:						
Special Assistance function.....	12 U.S.C. 1720(d)	4,141,502,000.00	-4,905,000.00	-----	-----	4,136,597,000.00
Emergency home loan program.....	12 U.S.C. 1723(e)	716,314,000.00	359,793,000.00	-----	-----	1,076,107,000.00
Management and liquidating, functions.....	12 U.S.C. 1721(d)	50,000,000.00	-15,000,000.00	-----	-----	35,000,000.00
Commodity Planning and Development:						
Urban renewal fund.....	42 U.S.C. 1452(e)(f)	800,000,000.00	-----	-----	-----	800,000,000.00
New Communities Administration:						
New communities guarantee fund, Title IV.....	42 U.S.C. 3906	3,357,713.70	129,209.43	-----	-----	3,486,923.13
New communities guarantee fund, Title VII.....	42 U.S.C. 4518(L)	113,077,771.76	97,928,238.00	-----	-----	211,006,009.76
Federal Insurance Administration:						
National flood insurance fund.....	42 U.S.C. 4016(a)	147,450,956.02	82,915,472.68	-----	-----	230,366,428.70
<u>DEPARTMENT OF THE INTERIOR</u>						
Bureau of Mines:						
Helium fund.....	50 U.S.C. 167j	251,650,000.00	-----	-----	-----	251,650,000.00
<u>DEPARTMENT OF TRANSPORTATION</u>						
Federal Railroad Administration:						
Rail Service Assistance.....	45 U.S.C. 664(a)	52,479,300.00	-49,652,898.00	-----	-----	2,826,402.00
Regional Rail Reorganization.....	45 U.S.C. 720(e)	2,402,389.51	301,882.27	-----	-----	2,704,271.78
Saint Lawrence Seaway Development Corporation.....	33 U.S.C. 985	116,476,050.53	-1,000,000.00	-----	-----	115,476,050.53
<u>VETERANS ADMINISTRATION</u>						
Veterans Administration (Direct loan program).....	38 U.S.C. 1823	1,730,077,996.00	-----	-----	-----	1,730,077,996.00

**Table 3 - STATUS OF BORROWINGS FROM THE TREASURY HANDLED AS PUBLIC DEBT TRANSACTIONS - Continued**

Purpose of Advances and Agency	Citation	Borrowings Outstanding September 30, 1977	Net Borrowings or Repayments(-) 1/ 2/	Transfer Between Agencies	Cancellation of Bonds or Notes	Borrowings Outstanding September 30, 1978
<u>INDEPENDENT AGENCIES</u>						
District of Columbia: District of Columbia Stadium fund.....	Act, July 28, 1958	\$831,600.00	\$831,600.00	-----	-----	\$1,663,200.00
Export-Import Bank of the United States: Regular activities.....	12 U.S.C. 635d	3,323,251.50	-3,323,251.50	-----	-----	-----
International Communication Agency: Informational Media.....	22 U.S.C. 1442(b)	22,114,000.00	-----	-----	-----	22,114,000.00
Pennsylvania Avenue Development Corporation.....	Act, October 27, 1972	-----	17,212,082.00	-----	-----	17,212,082.00
Smithsonian Institution: John F. Kennedy center, parking facilities.....	Act, January 23, 1974	20,400,000.00	-----	-----	-----	20,400,000.00
Tennessee Valley Authority.....	16 U.S.C. 831m-3	150,000,000.00	-----	-----	-----	150,000,000.00
<u>OFF-BUDGET FEDERAL AGENCIES</u>						
Rural Electrification Administration: Rural electrification and telephone revolving fund 3/.....	7 U.S.C. 903	1,301,506,000.00	4/ -----	-----	-----	1,301,506,000.00
Rural telephone bank 3/.....	7 U.S.C. 947	233,622,000.00	85,650,000.00	-----	-----	319,272,000.00
Federal Financing Bank 5/.....	12 U.S.C. 2288(b)	35,418,282,165.58	12,659,220,416.19	-----	-----	48,077,502,581.77
Total Advances on bonds and notes.....		66,353,098,822.96	19,323,121,348.97	-----	-----	85,676,220,171.93
<u>CAPITAL STOCK AND FOREIGN LOANS</u>						
Subscriptions to Capital Stock: Export-Import of the United States.....	12 U.S.C. 635(b)	999,000,000.00	-----	-----	-----	999,000,000.00
International Bank for Reconstruction and Development.....	22 U.S.C. 686(e)	635,000,000.00	51,354,265.69	-----	-----	686,354,265.69
International Finance Corporation.....	22 U.S.C. 282(e)	35,168,000.00	38,000,000.00	-----	-----	73,168,000.00
International Monetary Fund.....	22 U.S.C. 286(e)	2,325,000,000.00	-----	-----	-----	2,325,000,000.00
Foreign Loans: Credit to the United Kingdom.....	22 U.S.C. 286	r 2,329,896,623.97	-74,193,083.87	-----	-----	2,255,703,540.10
Total Capital Stock and Foreign Loans.....		r 6,324,064,623.97	15,161,181.82	-----	-----	6,339,225,805.79
Grand Total.....		r 72,677,163,446.93	19,338,282,530.79	-----	-----	92,015,445,977.72

r Revised  
 1/ Includes repayments which affect and which do not affect borrowing authority.  
 2/ Excludes refundings handled as public debt transactions amounting to \$11,839,203,788.88 for Fiscal Year 1978, and exchange of notes.  
 3/ In accordance with an act approved May 11, 1973 (87 Stat. 65-71), most outlays of the Rural Electrification Administration, including the Rural Telephone Bank, were classified outside the unified budget totals.  
 4/ Includes total advances of \$304,811,000.00 and total repayments of \$304,811,000.00.  
 5/ Pursuant to an act approved December 29, 1973 (12USC 2288(b)) the receipts, expenditures, and net lending of the bank were classified outside the unified budget totals.

**Table 4 - STATUS OF OBLIGATIONAL AUTHORITY RELATING TO PUBLIC AND AGENCY DEBT,  
CONTRACT AUTHORITY, AND CERTAIN PERMANENT INDEFINITE APPROPRIATIONS**

Agency	Balance September 30, 1977	New Obligational Authority	Net Borrowings and Repayments	Adjustments Cancellations Recissions	Balance September 30, 1978
Borrowings:					
Treasury Public Debt:					
Unused authority.....	r \$67,074,693,382.01	\$15,463,196,824.57	-\$19,324,121,348.97	\$344,020,675.20	\$63,557,789,532.81
Outstanding debt.....	66,353,098,822.96	-----	19,324,121,348.97	-----	85,676,220,171.93
Repayment not increasing unused authority.....	-----	-----	-1,000,000.00	-----	-----
Agency Debt:					
Unused authority.....	r 25,428,404,012.68	-127,644,432.34	-1,102,802,309.79	-1,315,042,318.64	22,882,914,951.91
Outstanding debt.....	21,651,482,264.27	-----	1,102,802,309.79	-----	22,152,078,596.60
Repayment not increasing unused authority.....	-----	-----	-602,205,977.46	-----	-----
Capital Stock and Foreign Loans:					
Outstanding.....	6,324,064,623.97	-----	15,161,181.82	-----	6,339,225,805.79
Contract Authority.....					
	216,814,607,772.84	26,032,946,229.91	-----	-3,464,065,679.58	239,383,488,323.17
Total, Unused authority.....	r 309,317,705,167.53	41,368,498,622.14	-20,426,923,658.76	-4,435,087,323.02	325,824,192,807.89
Total, Outstanding debt.....	94,328,645,711.20	-----	19,838,878,863.12	-----	114,167,524,574.32
Permanent Indefinite Appropriations:					
Public debt.....	-----	48,694,855,508.78	-----	-----	-----
Other.....	-----	10,794,532,620.98	-----	-----	-----
Total, New budget authority.....	-----	100,857,886,751.90	-----	-----	-----

r Revised

---

## **SECTION III – MISCELLANEOUS**

---

Table 5 - Part I - STATUS OF UNAPPROPRIATED SPECIAL FUND RECEIPTS

Title	Receipt Symbol	Unappropriated Receipts September 30, 1977	Receipts	Total Receipts	Appropriations	Adjustments	Unappropriated Receipts September 30, 1978
<u>THE JUDICIARY</u>							
Referees' salary and expense fund.....	5040	\$1,439,946.97	\$30,934,695.89	\$32,374,642.86	\$32,374,642.86	\$493,020.88	\$493,020.88
<u>FUNDS APPROPRIATED TO THE PRESIDENT</u>							
Naval petroleum reserves, special account.....	5001	24,659,056.36	192,812,693.15	217,471,749.51	-----	-----	\$217,471,749.51
<u>DEPARTMENT OF AGRICULTURE</u>							
National forests fund.....	5008	660,498,361.41	-168,774,456.04	491,723,905.37	-----	-----	491,723,905.37
Recreation permits and fees, Forest Service Agriculture.....	5009	748,570.78	3,587,502.61	4,336,073.39	4,084,000.00	-----	252,073.39
National forests fund, payment to states.....	5201	9,121,421.40	30,809,859.30	39,931,280.70	9,121,421.40	-----	30,809,859.30
Receipts, cooperative range improvements.....	5207	-----	5,353,558.94	5,353,558.94	5,200,000.00	-----	153,558.94
Receipts for acquisition of national forest lands under special acts.....	5208	-----	91,761.07	91,761.07	165,000.00	1/73,238.93	-----
30% of customs duties for strengthening markets, income and supply (Section 32).....	5209	2,058,520,845.35	2,583,952,038.40	4,642,472,883.75	1,392,141,355.05	-----	3,250,331,528.70
70% of customs duties on wool, reimbursement for costs of National Wool Act.....	5210	-----	10,427,199.59	10,427,199.59	10,427,199.59	-----	-----
Deposits, land exchanges, Forest Service.....	5216	272,845.00	212,200.00	485,045.00	38,000.00	-----	447,045.00
Receipts from national grasslands.....	5896	3,928,996.43	1,926,042.57	5,855,039.00	1,227,888.15	-----	4,627,150.85
Total, Department of Agriculture.....		2,733,091,040.37	2,467,585,706.44	5,200,676,746.81	1,422,404,864.19	73,238.93	3,778,345,121.55
<u>DEPARTMENT OF COMMERCE</u>							
Pribilof Island fund.....	5117	-----	816,872.58	816,872.58	816,872.58	-----	-----
<u>DEPARTMENT OF DEFENSE - CIVIL</u>							
<u>CORPS OF ENGINEERS</u>							
Special recreation use fees, Army, Corps of Engineers, Civil.....	5007	7,120,202.34	3,928,956.78	11,049,159.12	6,000,000.00	-----	5,049,159.12
Hydraulic mining in California.....	5066	600,150.68	148,000.00	748,150.68	48,000.00	-----	700,150.68
Receipts from leases of land acquired for flood control, navigation, and allied purposes.....	5090	1,569,551.76	4,564,556.01	6,134,107.77	6,134,107.77	-----	-----
Licenses under Federal Power Act, improvements of navigable waters, maintenance and operation of dams, etc., (50%).....	5125	5,537,902.35	-----	5,537,902.35	5,537,902.35	-----	-----
Total, Corps of Engineers.....		14,827,807.13	8,641,512.79	23,469,319.92	17,720,010.12	-----	5,749,309.80
<u>DEPARTMENT OF ENERGY</u>							
Licenses under Federal Power Act, improvement of navigable water (100%).....	5012	-4,708.00	426,500.36	421,792.36	-----	-----	421,792.36
Licensee benefit charges.....	5013	4,708.00	441,203.00	445,911.00	-----	-----	445,911.00
Licenses under Federal Power Act, from public lands and national forests, payment to states (37 1/2%).....	5105	13.25	218,297.04	218,310.29	218,310.29	-----	-----
Deposits from sale and transmission of electric energy, Southwestern Power Administration.....	5649	3,291,899.62	-----	3,291,899.62	-----	-----	3,291,899.62
Total, Department of Energy.....		3,291,912.87	1,086,000.40	4,377,913.27	218,310.29	-----	4,159,602.98

Table 5 - Part I - STATUS OF UNAPPROPRIATED SPECIAL FUND RECEIPTS - Continued

Title	Receipt Symbol	Unappropriated Receipts September 30, 1977	Receipts	Total Receipts	Appropriations	Adjustments	Unappropriated Receipts September 30, 1978
<b>DEPARTMENT OF THE INTERIOR</b>							
Reclamation fund, Interior.....	5000	\$311,901,945.77	\$321,390,665.81	\$633,292,611.58	\$402,732,437.77	-----	\$230,560,173.81
Receipts from mineral leasing public lands (Act February 25, 1920, as amended).....	5003	168,774,116.80	201,693,758.61	370,467,875.41	175,134,247.19	-----	195,333,628.22
Land and water conservation fund.....	5005	15,344,878.49	892,961,808.76	908,306,687.25	805,000,000.00	1/ \$47,026.54	103,353,713.79
Recreation permits and fees, Interior.....	5006	11,809,841.22	17,280,776.15	29,090,617.37	14,468,000.00	-----	14,622,617.37
Special recreation use fees, Bureau of Land Management Interior.....	5011	143,649.68	403,588.14	547,237.82	300,000.00	-----	247,237.82
Abandoned mine reclamation fund, coal mining reclamation fees and interest on late payment of coal mining reclamation fees.....	5015	-----	68,797,189.56	68,797,189.56	-----	-----	68,797,189.56
Receipts from grazing, etc., public lands outside grazing districts, Bureau of Land Management.....	5016	403,221.65	1,176,442.19	1,579,663.84	1,158,695.24	-----	420,968.60
Rights-of-way cost recoveries, fees, charges, deposits, etc., Bureau of Land Management.....	5017	1,244,630.41	8,730,421.95	9,975,052.36	7,704,118.75	-----	2,270,933.61
Special recreation use fees, Bureau of United States Fish and Wildlife Service, Interior.....	5028	175,431.44	132,719.24	308,150.68	150,000.00	-----	158,150.68
Federal aid to wildlife restoration fund.....	5029	67,789,316.00	86,018,633.00	153,807,949.00	67,789,316.00	-----	86,018,633.00
Receipts from grazing, etc., public land within grazing districts, Bureau of Land Management.....	5032	700,188.41	2,592,000.39	3,292,188.80	2,066,515.20	-----	1,225,673.60
Receipts from grazing, etc., public lands within grazing districts, miscellaneous, Bureau of Land Management.....	5044	25,705.52	1,544.75	27,250.27	5,261.92	-----	21,988.35
Grazing fees for range improvements, Taylor Grazing Act, as amended.....	5132	7,676,725.73	9,414,572.59	17,091,298.32	9,171,698.89	-----	7,919,599.43
Sale of public land and materials, 5% fund to states.....	5133	-----	547,357.13	547,357.13	547,357.13	-----	-----
Moneys due Oklahoma from royalties, oil and gas, south half of Red River, Act March 4, 1923, as amended.....	5134	-145.09	2,296.86	2,151.77	-----	-----	2,151.77
Fees from leased grazing lands, Pierce Act.....	5135	389.31	1,270.51	1,659.82	389.31	-----	1,270.51
Sale of timber and other products from the revested Oregon and California grant lands (25%).....	5136	-----	43,144,867.99	43,144,867.99	43,144,867.99	-----	-----
Tax on fishing rods, creels, reels, artificial lures, baits and flies.....	5138	26,331,887.00	28,469,504.99	54,801,391.99	26,331,887.00	-----	28,469,504.99
Historic Preservation fund.....	5140	24,400,000.00	100,000,000.00	124,400,000.00	45,000,000.00	-----	79,400,000.00
Revenues Colorado River Dam fund, Boulder Canyon project.....	5656	1,135,634.50	9,875,239.15	11,010,873.65	7,605,491.33	-----	3,405,382.32
Sale of public land and materials.....	5881	8,847,628.72	-1,855,435.93	6,992,192.79	-----	-----	6,992,192.79
Deposits, Oregon and California grant lands.....	5884	106,045,423.96	86,289,735.96	192,335,159.92	106,045,423.96	-----	86,289,735.96
Receipts from national grasslands, Bureau of Land Management.....	5896.11	899,903.57	529,216.39	1,429,119.96	439,911.82	-----	989,208.14
Coos Bay wagon road grant fund.....	5897	6,500,103.58	-791,735.96	5,708,367.62	-----	-----	5,708,367.62
Deposits, Coos Bay wagon road grant lands, 75% fund.....	5898	16,639,305.19	10,039,896.47	26,679,201.66	1,927,073.29	-----	24,752,128.37
<b>Total, Department of the Interior.....</b>		<b>776,789,781.86</b>	<b>1,886,846,334.70</b>	<b>2,663,636,116.56</b>	<b>1,716,722,692.79</b>	<b>47,026.54</b>	<b>946,960,450.31</b>



Table 5 - Part I - STATUS OF UNAPPROPRIATED SPECIAL FUND RECEIPTS - Continued

Title	Receipt Symbol	Unappropriated Receipts September 30, 1977	Receipts	Total Receipts	Appropriations	Adjustments	Unappropriated Receipts September 30, 1978
<u>GENERAL SERVICES ADMINISTRATION</u>							
Disposal of surplus real and related personal property.....	5253	\$1,273,893.46	\$7,935,000.00	\$9,208,893.46	\$7,935,000.00	2/ \$168,643.92	\$1,442,537.38
Receipts, real and related personal property.....	5254	3,942,553.59	5,028,044.41	8,970,598.00	1,000,000.00	1/ 304,247.21	8,274,845.21
Receipts for operating expenses for property management and disposal service.....	5255	537,139.77	-----	537,139.77	-----	1/ 81,011.93	618,151.70
Total, General Services Administration.....		5,753,586.82	12,963,044.41	18,716,631.23	8,935,000.00	553,903.06	10,335,534.29
Total Special Funds.....		3,559,853,132.38	4,601,686,860.36	8,161,539,992.74	3,199,192,392.23	1,167,189.41	4,963,514,789.32
<u>MEMORANDUM</u>							
Receipts not applied to current year's deficit:							
Increment on gold:							
Increment resulting from reduction in weight of the gold dollar and modification of par values.....	5024	9,129,314.16	-----	9,129,314.16	-----	-----	9,129,314.16
Increment on gold resulting from the Par Value Modification Act of 1972, as amended.....	5024.1	1,993,384,297.35	-----	1,993,384,297.35	-----	-----	1,993,384,297.35

1/ Represents write-offs of unobligated amounts to unappropriated receipts.

2/ Represents write-offs of unobligated amounts to unappropriated receipts and a restoration of -\$81,367.47.

Title	Receipt Symbol	Unappropriated Receipts September 30, 1977	Receipts	Total Receipts	Appropriations	Adjustments	Unappropriated Receipts September 30, 1978
<u>LEGISLATIVE BRANCH</u>							
<u>LIBRARY OF CONGRESS</u>							
Bequest of Gertrude M. Hubbard, Library of Congress.....	8022	\$20,000.00	-----	\$20,000.00	-----	-----	\$20,000.00
<u>DEPARTMENT OF DEFENSE-CIVIL</u>							
<u>UNITED STATES SOLDIERS' AND AIRMEN'S HOME</u>							
Soldiers' and Airmen's Home permanent fund.....	8930	r 91,933,492.02	\$17,354,970.45	109,288,462.47	\$16,887,386.40	1/ \$50,248.42	92,451,324.49
<u>DEPARTMENT OF INTERIOR</u>							
Donations for Cadastral Surveys and Conveyance of Omitted Lands, Bureau of Land Management.....	8069.3	-----	4,115.05	4,115.05	-----	-----	4,115.05
<u>DEPARTMENT OF STATE</u>							
Receipt clearing accounts: Voluntary contributions, donations, service credit payments, etc., foreign service retirement and disability fund, Agency for International Development.....	F8186.3	1,161,687.82	893,401.67	2,055,089.49	1,907,257.97	-----	147,831.52
<u>DEPARTMENT OF THE TREASURY</u>							
To promote the education of the blind, Principal.....	8893	250,000.00	-----	250,000.00	-----	-----	250,000.00
<u>INDEPENDENT AGENCIES</u>							
<u>CIVIL SERVICE COMMISSION</u>							
Receipt clearing accounts: Civil Service retirement and disability fund: Deductions from employees' salaries, Department of the Army.....	F8135.1	1,002,828.86	136,826,113.72	137,828,942.58	138,920,428.92	-----	-1,091,486.34
Employing agency contributions, Department of the Army.....	F8135.2	1,470,701.44	136,954,699.14	138,425,400.58	139,139,276.02	-----	-713,875.44
Employing agency payments for salaries of reemployed annuitants, Department of the Army.....	F8135.7	36,480.85	549,615.88	586,096.73	586,096.73	-----	-----
Deductions from employees' salaries, Department of the Navy.....	F8135.1	-1,067,126.81	-38,086.36	-1,105,213.17	-1,105,213.17	-----	-----
Employing agency contributions, Department of the Navy.....	F8135.2	1,099,102.96	-----	1,099,102.96	1,099,102.96	-----	-----
Deductions from employees' salaries, Department of the Air Force.....	F8135.1	113,115.79	67,928,298.51	68,041,414.30	68,041,414.30	-----	-----
Employing agency contributions, Department of the Air Force.....	F8135.2	113,115.79	67,928,298.51	68,041,414.30	68,041,414.30	-----	-----
Employing agency payments for salaries of reemployed annuitants, Department of the Air Force.....	F8135.7	26,788.76	166,155.10	192,943.86	192,943.86	-----	-----
Total, Civil Service Commission.....		2,795,007.64	410,315,094.50	413,110,102.14	414,915,463.92	-----	-1,805,361.78

Table 5 - PART II - STATUS OF UNAPPROPRIATED TRUST FUND RECEIPTS - Continued

Title	Receipt Symbol	Unappropriated Receipts September 30, 1977	Receipts	Total Receipts	Appropriations	Adjustments	Unappropriated Receipts September 30, 1978
<u>INTERNATIONAL COMMUNICATION AGENCY</u>							
Receipt clearing accounts:							
Deductions from employees' salaries, foreign service retirement and disability fund, International Communication Agency.....	F8186.1	\$501,880.75	\$67,954.23	\$569,834.98	-----	-----	\$569,834.98
Voluntary contributions, donations, service credit payments, etc., foreign service retirement and disability fund, International Communication Agency.....	F8186.3	14,008.44	19,826.56	33,835.00	-----	-----	33,835.00
Employing agency contributions, foreign service retirement and disability fund, International Communication Agency.....	F8186.4	501,880.75	67,954.23	569,834.98	-----	-----	569,834.98
Receipts from Civil Service retirement disability fund, International Communication Agency.....	F8186.5	156,797.48	499,442.59	656,240.07	-----	-----	656,240.07
Total, International Communication Agency.....	.	1,174,567.42	655,177.61	1,829,745.03	-----	-----	1,829,745.03
<u>RAILROAD RETIREMENT BOARD</u>							
Transfer from general fund RRTA taxes: Unappropriated receipts.....		-----	43,917,420.18	43,917,420.18	-----	-----	43,917,420.18
<u>SMITHSONIAN INSTITUTION</u>							
Smithsonian Institution, trust fund.....	8045	1,000,000.00	-----	1,000,000.00	-----	-----	1,000,000.00
Deposits, National Gallery of Art trust fund - permanent loan.....	8194	5,000,000.00	-----	5,000,000.00	-----	-----	5,000,000.00
Total, Smithsonian Institution.....		6,000,000.00	-----	6,000,000.00	-----	-----	6,000,000.00
Total, Independent Agencies.....		9,969,575.06	454,887,692.29	464,857,267.35	\$414,915,463.92	-----	49,941,803.43
Total Trust Funds.....		r103,334,754.90	473,140,179.46	576,474,934.36	433,710,108.29	\$50,248.42	142,815,074.49

r Revised

1/ Represents write-offs of unobligated amounts to unappropriated receipts.

**Table 6 - CONTRACT AUTHORITY**

Department or Agency and Account title	Fiscal Year Limitation	Unfunded Contract Authority September 30, 1977	Transactions - Fiscal Year 1978				Rescissions, Cancellations, Adjustments, etc.	Unfunded Contract Authority September 30, 1978
			Date	Public Law No.	Authority	Appropriations to Liquidate		
<b>Legislative Branch:</b>								
Architect of the Capitol: Acquisition of property, construction, and equipment, additional House Office Building.....	No Year	\$7,446,000.00			-----	-----	-----	\$7,446,000.00
Total, Legislative Branch.....		7,446,000.00			-----	-----	-----	7,446,000.00
<b>Funds Appropriated to the President:</b>								
Appalachian Regional Development Programs: Appalachian regional development programs.....	No Year	10,300,000.00	8-5-71 12-31-75 8-7-77	92-65 94-188 95-96	\$180,000,000.00 21,000,000.00 -----	----- ----- \$211,300,000.00	----- ----- -----	-----
International Security Assistance: Military assistance.....	No Year	420,649.00	6-10-75	PD75-9	-----	-----	-\$420,649.00	-----
Advances, foreign military sales.....	No Year	9,219,596,689.62		22USC276-2	9,643,085,214.03	8,445,171,544.69	-----	10,417,510,358.96
Total, Funds Appropriated to the President.....		9,230,317,338.62			9,844,085,214.03	8,656,471,544.69	-420,649.00	10,417,510,358.96
<b>Department of Agriculture:</b>								
Agricultural Stabilization and Conservation Service: Agricultural conservation program.....	1978-1980 1977-1979	----- 165,000,000.00	8-12-77 8-12-77	95-97 95-97	190,000,000.00 -----	----- 165,000,000.00	----- -----	190,000,000.00
Forest Service: Forest roads and trails.....	No Year	78,781,093.00	10-1-77	95-74	-----	78,781,000.00	-93.00	-----
Total, Department of Agriculture.....		243,781,093.00			190,000,000.00	243,781,000.00	-93.00	190,000,000.00
<b>Department of Commerce:</b>								
Maritime Administration: Operating differential subsidies.....	No Year	41,408,692.29		SF-132 94-362 SF-133	284,709,108.00 -----	----- 352,000,000.00 -----	----- ----- 1/ 85,856,907.10	59,974,707.39
Total, Department of Commerce.....	No Year	41,408,692.29			284,709,108.00	352,000,000.00	85,856,907.10	59,974,707.39
<b>Department of Defense - Military:</b>								
Revolving and Management Funds: Navy stock fund.....	No Year	503,361,387.09	9-7-72	87-651	457,218.16	-----	57,560,671.00	561,379,276.25
Marine Corps stock fund.....	No Year	7,982,302.45	9-7-72	87-651	-----	-----	7,580,634.38	15,562,936.83
Army stock fund.....	No Year	151,281,513.65		10USC2110b	-----	-----	32,118,449.59	183,399,963.24
Air Force stock fund.....	No Year	682,147,935.07		10USC2210b	252,107,321.31	-----	43,121,879.35	977,377,135.73
Defense stock fund.....	No Year	695,169,454.18		10USC2210b	-----	-----	-455,911,379.59	239,258,074.59
Total, Department of Defense - Military.....		2,039,942,592.44			252,564,539.47	-----	-315,529,745.27	1,976,977,386.64



Table 6 - CONTRACT AUTHORITY - Continued

Department or Agency and Account title	Fiscal Year Limitation	Unfunded Contract Authority September 30, 1977	Transactions - Fiscal Year 1978				Rescissions, Cancellations, Adjustments, etc.	Unfunded Contract Authority September 30, 1978
			Date	Public Law No.	Authority	Appropriations to Liquidate		
Department of Transportation - Continued								
Federal Highway Administration - Continued								
Territorial highways.....	No Year	\$9,962,473.83	8-2-77	95-85	-----	\$290,000.00	-\$4,667.04	\$9,667,806.79
National scenic and recreational highway.....	No Year	21,800,000.00	8-2-77	95-85	-----	2,700,000.00	-----	19,100,000.00
Off-systems roads.....	No Year	117,500,000.00	8-2-77	95-85	-----	45,000,000.00	-----	72,500,000.00
Highway safety construction programs.....	No Year	982,073,814.90	8-2-77	95-85	-----	-----	5/-982,073,814.90	-----
Federal-aid highways.....	No Year	14,485,034,334.28	5-5-76 8-2-77	94-280 95-85	\$6,842,778,124.00 -----	----- 5,850,000,000.00	----- 6/-796,756,864.95	----- 16,274,569,323.23
Right-of-way revolving fund.....	No Year	85,000,000.00	8-2-77	95-85	-----	20,000,000.00	-----	65,000,000.00
Trust fund share of other highway programs.....	No Year	163,421,195.33	5-5-76 8-2-77	94,280 95-85	25,000,000.00 -----	----- 7,300,000.00	----- 7/-86,471,195.33	----- 94,650,000.00
Contributions for highway research program.....	No Year	15,000.00	-----	-----	-----	-----	-----	15,000.00
Cooperative work, federal highways.....	No Year	5,779.52	-----	-----	-----	-----	-----	5,779.52
Highway-related safety grants, liquidation of contract authorization.....	No Year	-----	5-5-76 8-2-77	94-280 95-85	24,755,626.00 -----	----- 20,000,000.00	----- 7/-86,471,195.33	----- 91,226,821.33
Equipment, supplies, etc. for cooperating counties.....	No Year	571,016.74	-----	-----	-----	-----	-----	571,016.74
Trust fund share of traffic safety programs.....	No Year	285,992,203.00	5-5-76 8-2-77	94-280 95-85	150,860,000.00 -----	----- 112,000,000.00	----- -713,325.00	----- 324,138,878.00
Urban Mass Transportation Administration: Urban mass transportation fund.....	No Year	11,722,507,753.00	8-2-77 11-26-74	95-85 93-503	----- -----	1,756,000,000.00 -----	-90,000,000.00 -12,357,694.00	9,864,150,059.00
Total, Department of Transportation.....	No Year	30,344,125,932.58	-----	-----	7,043,393,750.00	8,143,290,000.00	-295,935,372.40	28,948,294,310.18
Environmental Protection Agency: Construction grants.....	No Year	10,600,000,000.00	10-4-77	95-119	-----	5,000,000,000.00	-----	5,600,000,000.00
Total, Environmental Protection Agency.....	No Year	10,600,000,000.00	-----	-----	-----	5,000,000,000.00	-----	5,600,000,000.00
Independent Agencies: Civil Aeronautics Board: Payments to carriers.....	No Year	8,250,597.90	10-1-76	94-387	-----	8,250,597.90	-----	-----
Smithsonian Institution: Construction.....	No Year	500,000.00	7-31-76	94-373	-----	-----	-500,000.00	-----
Total, Independent Agencies.....	-----	8,750,597.90	-----	-----	-----	8,250,597.90	-500,000.00	-----
Total, Contract Authority.....	-----	216,814,607,772.84	-----	-----	52,691,773,643.50	26,658,227,413.59	-3,464,065,679.58	239,383,488,323.17

Table 6 - CONTRACT AUTHORITY - Continued

- |  |  |
|--|--|
| 1/ Restorations and adjustments applicable to prior years.   | 6/ Includes \$29,443,255.00 unfunded contract authority to be written-off during FY 1979 under Section 105(b)(1) of P.L. 94-28; \$168,249.95 lapsed contract authority; \$146,067,445.00 reduction of new contract authority in account 69-20X8102 (05)(941) and transferred to the Urban Mass Transportation Administration; \$987,073,814.90 unfunded contract authority transferred from account 69X8018 to 69-20X8102(05), per P.L. 95-85; \$9,638,000.00 lapse of contract authority per P.L. 93-87, Section 146. |
| 2/ Represents lapsed contract authority.   | 7/ Represents transfer of unfunded contract authority from account 69X8009 to 69X8019.   |
| 3/ Represents transfer to Housing Payments (86-0139) and Rent Supplement Program (86M0129).        |  |
| 4/ Activity transferred to Low-Rent Public Housing annual contributions (86M0302) for liquidation. |  |
| 5/ Transfer of Contract Authority to Federal-Aid Highways (69-20X8102(5)) pursuant to P.L. 95-85.  |  |

TABLE 7 - UNITED STATES GOVERNMENT SUMMARY GENERAL LEDGER ACCOUNT BALANCES

Item	Balance September 30, 1978	Balance September 30, 1977	Net Change (September 30, 1977 to September 30, 1978)
<b>ASSET ACCOUNTS</b>			
Cash and monetary assets:			
1010 U. S. Treasury operating cash.....	\$ 22,443,771,718.19	\$ 19,103,773,152.98	\$ 3,339,998,565.21
Special drawing rights:			
1420 Holdings of special drawing rights.....	2,941,684,301.48	2,489,275,252.25	452,409,049.23
1425 Special drawing rights certificates.....	-1,300,000,000.00	-1,200,000,000.00	-100,000,000.00
Balance.....	1,641,684,301.48	1,289,275,252.25	352,409,049.23
Gold Tranche drawing rights:			
U. S. subscription to the International Monetary Fund:			
1410 Investment in the International Monetary Fund, direct quota payments.....	8,810,156,349.59	6,700,000,000.00	2,110,156,349.59
1411 Investment in the International Monetary Fund, maintenance of value adjustments.....	1,957,257,267.70	1,095,701,426.96	861,555,840.74
1416 Due the International Monetary Fund for sub- scriptions and drawings (Letter of Credit)...	-6,922,259,355.91	-3,659,851,749.31	-3,262,407,606.60
1418 Receivable/Payable (-) for U. S. currency valuation adjustment, International Monetary Fund.....	-308,687,908.48	-4,898,721.10	-303,789,187.38
1450 Loans to the International Monetary Fund.....	706,303,761.48	669,375,514.28	36,928,247.20
Balance.....	4,242,770,114.38	4,800,326,470.83	-557,556,356.45
Other cash and monetary assets:			
1011 Other U. S. Treasury monetary assets.....	1,249,697,282.89	r 1,424,547,247.05	-174,849,964.16
1210 Cash accountability of disbursing and collecting officers.....	2,287,867,007.81	2,227,539,904.84	60,327,102.97
1212 Undeposited collections and unconfirmed deposits (Agencies reporting transactions on SF 224-Revised).....	79,415,676.37	77,229,293.57	2,186,382.80
1217 Transit account - transfer of cash - U. S. disbursing officers.....	160,595.39	229,359.46	-68,764.07
Total other cash and monetary assets.....	3,617,140,562.46	3,729,545,804.92	-112,405,242.46
Total cash and monetary assets.....	31,945,366,696.51	r28,922,920,680.98	3,022,446,015.53
Miscellaneous asset accounts:			
1012 U. S. Treasury miscellaneous assets.....	-2,509,022.62	r 2,880,172.38	-5,389,195.00
1510 Advances for Congressional travel.....	590,923.78	347,064.26	243,859.52
1610 Receivable on overissues of registered interest checks, U. S. Treasury securities.....	-101,088.24	64,313.66	-165,401.90
1612 Receivable on overpayment on public debt interest (coupon and book-entry), U. S. Treasury securities.....	46.33	-80.64	126.97
1620 Receivable on erroneous redemptions of public debt principal, U. S. Treasury securities.....	670,777.80	919,501.78	-248,723.98
1630 Receivable on forged U. S. Government checks prior to June 1, 1978.....	10,167,370.39	12,175,810.78	-2,008,440.39
1635 Receivable on forged U. S. Government checks.....	2,130,122.79	-----	2,130,122.79
1640 Receivable for double payment of U. S. Government checks prior to June 1, 1978.....	33,538,478.24	21,958,919.93	11,579,558.31
1645 Receivable for double payment of U. S. Government checks.....	639,850.76	-----	639,850.76
1655 Receivable for double payment of incorrect substitute U. S. Government checks.....	346,669.90	-----	346,669.90
1810 Deferred charge/credit, Loans to the International Monetary Fund.....	-64,068,633.32	680,459.00	-64,749,092.32
1818 Deferred interest (discount) on marketable U. S. Treasury bills.....	3,185,083,760.48	2,423,397,726.82	761,686,033.66
1820 Deferred interest (discount) on marketable U. S. Treasury notes and bonds.....	897,142,399.69	611,994,330.56	285,148,069.13
1840 Deposits in transit to the Treasury account (Disbursing and collecting officers).....	390,403,030.11	802,937,427.12	-412,534,397.01
1848 Deposits in transit to the Treasury account (Certain government-owned corporations and agencies).....	-279,074.52	-33,768,825.29	33,489,750.77
1850 Transit account - transactions transferred between fiscal years.....	-----	341,535,782.54	-341,535,782.54



TABLE 7 - UNITED STATES GOVERNMENT SUMMARY GENERAL LEDGER ACCOUNT BALANCES - Continued

Item	Balance September 30, 1978	Balance September 30, 1977	Net Change (September 30, 1977 to September 30, 1978)
ASSET ACCOUNTS-Continued			
Miscellaneous asset accounts-Continued:			
1869 Deposits in suspense, Electronic Funds Transfer.....	\$ -553,092.00	-----	\$ -553,092.00
1871 Transit account-unclassified receipts, Electronic Funds Transfer.....	-----	\$ 618.52	-618.52
1875 Undistributed disbursing transactions (Agencies reporting on Statements of Transactions SF 224-Revised).....	-9,768,667.83	-7,671,965.90	-2,096,701.93
1877 Cash receivable, Federal Tax Deposits, Internal Revenue Service.....	185,721,196.88	116,162,178.18	69,559,018.70
1883 Transit account food coupon remittance cards, unclassified.....	-553,560.35	-228,329.37	-325,230.98
1886 Transit account - transfer of food coupon remittances.....	-821,653.89	-1,199,360.37	377,706.48
Total miscellaneous asset accounts.....	4,627,779,834.38	4,292,185,743.96	335,594,090.42
Total asset accounts.....	36,573,146,530.89	33,215,106,424.94	3,358,040,105.95
EXCESS OF LIABILITIES			
Budget financing:			
3010 Accumulated excess of liabilities.....	537,199,389,027.24	483,917,066,199.56	53,282,322,827.68
3040 Budget receipts.....	-401,997,376,974.88	r-357,762,213,131.33	-44,235,163,843.55
3045 Budget outlays.....	450,757,999,342.97	r 402,802,385,991.23	47,955,613,351.74
Total budget financing.....	585,960,011,395.33	r528,957,239,059.46	57,002,772,335.87
Transactions not applied to current year's surplus or deficit:			
3080 Seigniorage transactions not applied to current fiscal year's budget surplus or deficit.....	-367,156,260.25	-407,022,950.29	39,866,690.04'
3082 Gold revaluation - transactions not applied to current fiscal year's budget surplus or deficit.....	-702,037.14	-1,973,191.51	1,271,154.37
3083 Net gain/loss for U. S. currency valuation adjustment, IMF.....	-368,515,396.35	-27,080,624.70	-341,434,771.65
3084 Net gain/loss for IMF loan valuation adjustment.....	-2,232,468.01	-----	-2,232,468.01
3085 Other transactions not applied to current fiscal year's budget surplus or deficit....	10,306,918,157.74	r 8,678,226,734.28	1,628,691,423.46
Total transactions not applied to current year's surplus or deficit.....	9,568,311,995.99	r 8,242,149,967.78	1,326,162,028.21
Total excess of liabilities (+) or assets (-)...	595,528,323,391.32	537,199,389,027.24	58,328,934,364.08-
Total assets and excess of liabilities.....	632,101,469,922.21	570,414,495,452.18	61,686,974,470.03
LIABILITY ACCOUNTS			
Borrowing from the public:			
Obligations of the United States:			
8410 Principal of outstanding U. S. Treasury securities.....	771,544,468,952.03	698,839,908,356.08	72,704,560,595.95
8412 Principal of outstanding Federal Financing Bank securities.....	10,000.00	20,000.00	-10,000.00
Total public debt securities.....	771,544,478,952.03	698,839,928,356.08	72,704,550,595.95
8420 Principal of outstanding agency securities....	8,880,631,167.05	10,297,824,834.72	-1,417,193,667.67
Total Federal securities.....	780,425,110,119.08	709,137,753,190.80	71,287,356,928.28
Deduct:			
8440 Investment of certain deposit funds.....	1,764,462,098.95	2,050,494,090.53	-286,031,991.58
8442 Investment of government accounts in public debt securities.....	166,208,678,729.00	153,439,781,375.00	12,768,897,354.00
8444 Investment of government accounts in agency securities.....	1,503,511,111.70	1,804,885,570.77	-301,374,459.07
Total Federal securities held as investments of government accounts.....	169,476,651,939.65	157,295,161,036.30	12,181,490,903.35
Total borrowing from the public.....	610,948,458,179.43	551,842,592,154.50	59,105,866,024.93

TABLE 7 - UNITED STATES GOVERNMENT SUMMARY GENERAL LEDGER ACCOUNT BALANCES - Continued

Item	Balance September 30, 1978	Balance September 30, 1977	Net Change (September 30, 1977 to September 30, 1978)
<b>LIABILITY ACCOUNTS-Continued</b>			
Accrued interest payable to the public:			
8045 Accrued public debt interest payable.....	\$ 6,727,924,982.28	\$4,707,760,461.21	\$2,020,164,521.07
8720 Accrued interest payable on exchanges or deferred public debt subscriptions, U. S. Treasury securities.....	5,488,999.58	4,665,830.61	823,168.97
Total accrued interest payable to the public.....	6,733,413,981.86	4,712,426,291.82	2,020,987,690.04
Deposit funds:			
8240 Allocations of special drawing rights.....	2,938,754,490.16	2,669,131,814.83	269,622,675.33
8220 Deposit funds unexpended.....	1,603,814,739.06	1,239,340,659.52	364,474,079.54
8230 Liabilities for investment holdings of certain deposit funds treated as assets.....	1,764,462,098.95	2,050,494,090.53	-286,031,991.58
Total deposit funds.....	6,307,031,328.17	5,958,966,564.88	348,064,763.29
Miscellaneous liability accounts (includes checks out- standing, etc):			
8010 Corporate securities and interest checks outstanding.....	14,483,740.46	664,140.48	13,819,599.98
8015 Disbursing officers' checks outstanding - unfunded accounts of four-digit symbols.....	30,169,169,547.11	24,727,473,615.32	5,441,695,931.79
8019 Disbursing officers' checks outstanding - unfunded accounts of four-digit symbols (checks held by agency).....	-220,856,916.59	-127,965,315.28	-92,891,601.31
8033 Postal money orders outstanding.....	128,998,822.12	166,910,382.96	-37,911,560.84
8035 Payment vouchers on letters of credit outstanding.....	-10,984,165.26	-7,935,883.65	-3,048,281.61
8040 Deferred interest (premium) on public debt subscriptions, U. S. Treasury securities.....	259,022,166.70	295,370,853.79	-36,348,687.09
8056 Transit account - unprocessed U.S. Treasury checks - unclassified.....	-743,645,782.78	-----	-743,645,782.78
8060 Transit account-unclassified charges, Electronic Funds Transfer.....	-----	618.52	-618.52
8061 Transit account - unclassified receipts and outlays-telegraphic reports.....	55,927,441.99	34,849,002.94	21,078,439.05
8065 Transit account - checks on U. S. Treasury cash - unclassified.....	-12,913,100,417.56	-2,876,287,146.84	-10,036,813,270.72
8067 Transit account - suspense items, U. S. Treasury.....	-16,579,409.45	-4,497,715.81	-12,081,693.64
8068 Suspense account - differences between bank cash letter and FRB processing of Treasury checks.....	256,635,358.25	-----	256,635,358.25
8069 Transit account - transfers of four-digit symbol card checks.....	-8,862,610,667.81	-13,985,689,587.53	5,123,078,919.72
8072 Transit account - postal money orders cash - unclassified.....	-286,350.61	-315,902,699.22	315,616,348.61
8414 Transit account United States Savings Bonds Adjustments.....	-2,486,654.72	-----	-2,486,654.72
8865 Transit account - deferred interest (discount) on marketable U.S. securities.....	-----	-6,462,489.64	6,462,489.64
8869 Transit account Statement of Account- ability (Department of Defense - Air Force).....	542.16	20.00	522.16
8871 Transit account Statement of Accountability (Department of Defense - Army).....	-260.10	-----	-260.10
8873 Transit account - discrepancies in U. S. disbursing officers' accounts.....	403,264.30	264,939.63	138,324.67
8875 Transit account-exchange receipts and payments by U. S. disbursing officers.....	-----	2,510.86	-2,510.86
8877 Transit account - payments by one dis- bursing officer for account of another disbursing officer, Division of Dis- bursement and U. S. disbursing officers-not yet classified.....	-1,523,825.46	-284,805.55	-1,239,019.91
Total miscellaneous liability accounts.....	8,112,566,432.75	7,900,510,440.98	212,055,991.77
Total liability accounts.....	632,101,469,922.21	570,414,495,452.18	61,686,974,470.03



# **PART FIVE**

---

---

## **FOREIGN CURRENCY ACCOUNTS**

---

---

Introductory Statement Regarding Foreign Currencies

Table I - Analysis of total foreign currencies held by  
the United States Government September 30, 1978

Table II - Foreign currencies held by the United States  
Government fiscal year 1978, transactions and  
balances including trust fund accounts

## INTRODUCTORY STATEMENT

The U.S. Government acquires and spends large amounts of foreign currencies in the course of its overseas operations. Foreign currencies acquired are purchased with dollars from commercial sources or received without direct purchase with dollars, hereafter referred to as "purchased" or "nonpurchased" foreign currencies. Clarification may be required to distinguish between currencies purchased with dollars and those acquired without direct purchase with dollars, since dollars are in fact used to purchase the commodities or items which are exchanged for most of the "nonpurchased" foreign currencies. The major distinction is that direct purchase of foreign currencies from outside commercial sources generally will involve dollar flows into the economy and banking system of the foreign government, whereas the expenditure for commodities, etc., generally will not.

This report deals primarily with the "nonpurchased" foreign currencies received -

- (1) in exchange for agricultural commodities financed by the Department of Agriculture (including repayment of loans of these funds);
- (2) in repayment of loans financed by dollar expenditures under the Foreign Assistance Act of 1961, and prior acts as amended;
- (3) as payment of interest on deposits of foreign currency in foreign banks;
- (4) from various other programs.

These nonpurchased foreign currencies are separate and distinct from the Budget Expenditure Accounts included in Part Three of the Combined Statement and do not affect the Budget surplus or deficit of the U.S. Government except to the extent that the currencies are "sold for dollars."

Table I of this report includes the balances of purchased foreign currencies held by the various U.S. and military disbursing officers. Thus all foreign currencies held by the U.S. Government are included in Table I of this report. Both Tables I and II, however, exclude foreign country owned funds (usually called "counterpart") which are local currencies owned and held by foreign Governments in special counterpart accounts in accordance with Section 609 or the Foreign Assistance Act of 1964 (22 U.S.C. 2359) and similar provisions of law. These latter currencies are not available for use by the U.S.; but the U.S. Government, through the Agency for International Development, has some say in how they are used by the foreign governments. These "counterpart" funds are reported by the Treasury in the "Inventory of Non-purchased Foreign Currencies."

Details by country and account previously shown in Part Five (1958-1969) may be found in a periodic report published by the Department of the Treasury, Bureau of Government Financial Operations, Division of Government Accounts and Reports, Special Reporting Branch.

## AVAILABILITY OF NONPURCHASED FOREIGN CURRENCIES

The foreign currencies reported herein in large part are neither freely convertible to other currencies nor freely spendable by the U.S. Government for the general support of its overseas operations. Most of the currencies are restricted by the terms of international agreements to use for specific programs and may not be used for other purposes without the consent of the foreign governments involved. These restricted accounts, however, are generally unfunded under a "reservation system" to account for currencies used temporarily for other U.S. Government programs. The Department of the Treasury maintains central memorandum reservation accounts for each country, similar to special fund accounts in the dollar area. The remainder of the currencies are termed nonrestricted. Although not generally convertible to other currencies or to U.S. dollars, nonrestricted currencies may be used for payment of official U.S. obligations in the country concerned, for accommodation exchanges for U.S. personnel, and sale for dollars to U.S. citizens and non-profit organization for travel or other purposes in selected countries. Thus, nonrestricted currencies substitute for currencies which the U.S. Government would otherwise purchase with U.S. dollars from commercial sources.

Where the supply of a nonrestricted currency is great enough to more than meet U.S. requirements for the next two years (exclusive of requirements financed by restricted or reserved currencies), the currency is designated as excess by the Department of the Treasury. This designation permits agencies to request reservations of the currency for expenditure under appropriations for "special foreign currency programs" which utilize excess currencies exclusively. The designated excess currency countries for the fiscal year are shown in Table I. Where the supply of currencies is above the immediate needs of the U.S. Government but not sufficient for the country to be declared excess, the currency is designated as near-excess by the Department of the Treasury. The designated near-excess currency countries for the fiscal year are also shown in Table I. The currencies of the other countries (about 115-120) are called non-excess currencies, indicating that the nonrestricted U.S. holdings are not expected to exceed requirements for the reasonable foreseeable future. In most non-excess currency countries, the U.S. Government must purchase currencies from commercial sources for part of its operating requirements.

U.S. owned foreign currencies which are restricted to expenditure for loans or grants within the country are called country use currencies. Other U.S. owned currencies, whether restricted or not, are called U.S. use currencies.

## ACCOUNT CLASSIFICATION

Foreign Currency "FT" accounts are divided in this report into four categories according to whether the currencies are restricted or nonrestricted, and whether or not the use of the currencies requires an appropriation.

Holding accounts are used generally when the specific availability of currencies is not known at the point of collection. When the availability is determined, the Department of the Treasury issues transfer authorizations moving the currencies from the holding account to one of the three categories of accounts described below.

Treasury sales accounts are for nonrestricted currencies which are not earmarked for any particular use and are available for sale to any government agency for official uses, including accommodation exchange. Such currencies are used to replenish disbursing officer's working balances, which are maintained to pay vouchers chargeable to regular dollar appropriations and to make accommodation exchanges for U.S. personnel. These working balances, which are replenished with currencies purchased with U.S. dollars from commercial sources when no currencies are on hand in Treasury sales accounts, are accounted for in terms of their U.S. dollar value and are included in the Government's regular accounts and financial reports as cash assets in the same manner as U.S. dollars. The transfer of currencies from foreign currency "FT" sales accounts to the disbursing officer's working balance constitutes the first recognition of these currencies in the regular dollar accounts (balances of which are referred to as "purchased" currencies), hence even though the transfer is merely a book entry between foreign currency and dollar accountability, it is usually called a "sale for dollars" or a "purchase from Treasury" depending on which side of the transaction is being viewed. In accounting terms the entry in the dollar accounts is a debit to cash and a credit to a receipt, appropriation, or fund account. Subsequently, when currencies in the working balance are disbursed to liquidate obligations, the accounting entry is a debit to an appropriation or fund account and a credit to cash.

Program accounts are established for "restricted" or "reserved" currencies which are earmarked by the terms of international agreements, or as a result of determinations under U.S. law, for specific programs. In this report, two types of program accounts are distinguished--those requiring appropriations and those not requiring appropriations. The Department of the Treasury does not, in either case, control the rate and manner of use of these currencies; this control rests with program agencies.

Program accounts requiring appropriations are for currencies earmarked for a particular program which is conducted under authority of a dollar appropriation. The accounting treatment involved in the expenditure of these currencies is similar to that described above for sales accounts: The currencies are transferred to dollar accountability for expenditure; the transfer is shown in these foreign currency tables as a "sale for dollars"; and the entries in the dollar accounts result in a debit to an appropriation and a credit to a receipt, appropriation, or fund account. On the other hand, because these currencies can only be used for particular programs, the transfer to dollar accountability and the expenditure of the currencies are virtually simultaneous, and the currencies do not become an effective part of disbursing officers' working balances. The appropriations which utilize restricted foreign currencies are of two types--regular appropriations which have no inherent foreign currency limitations and appropriations with limitations which restrict them in part to expenditure of foreign currencies acquired without purchase with dollars.

Program accounts not requiring appropriations are for currencies earmarked for use under foreign currency expenditure authorizations. Such authorizations are granted specifically by the Congress as waivers to Section 1415 of the Act of July 15, 1952 (31 U.S.C. 724) which provides that foreign currencies will not be available for expenditure except as provided in appropriations acts. The currencies do not come under the regular dollar accounting processes of the Government at any point. Their use is reported in these tables in the "expenditure" column.

In addition to the foregoing fourfold classification of accounts based on availability characteristics and type of expenditure authorization, foreign currency accounts are classified as Treasury or agency accounts and trust accounts (See Table II).

## BASES OF FIGURES

Figures stated in dollar equivalents in this report are based on the foreign currency units as maintained in the official accounts of the various U.S. and military disbursing officers of the U.S. Government. Receipts are recorded in these accounts on the basis of actual currency collections received by disbursing officers. Disbursements are recorded on the basis of checks issued or payments made in foreign currency.

In general, the U.S. dollar equivalents are computed at rates at which disbursing officers could acquire currencies by purchase with dollars from commercial sources for official use. Exchange rates for financial reporting are prescribed in accordance with Chapter I TFRM 2-3200.

TABLE I - ANALYSIS OF TOTAL FOREIGN CURRENCIES HELD BY THE U.S. GOVERNMENT

SEPTEMBER 30, 1978

(Cents omitted, therefore details will not add to totals)

Country	Unit of Currency	Balances of Nonpurchased Foreign Currencies					Memorandum: Undisbursed Reservations (Committed) <sup>5/</sup>	Purchased Foreign Currencies		
		Available for U.S. Use		Available for Country Use <sup>3/</sup>	Advances of Unfunded Foreign Currencies <sup>4/</sup>	Total Balances on Hand		Balances of Purchased Foreign Currencies <sup>6/</sup>	Transactions During Fiscal 1978 Purchased with Dollars from	
		Non Restricted <sup>1/</sup>	Restricted <sup>2/</sup>						Commercial Sources <sup>7/</sup>	Treasury Holdings <sup>8/</sup>
<b>Excess Currency Countries <sup>9/</sup></b>										
Burma .....	Kyat	\$ 13,168,755	-----	\$ 279,739	-----	\$ 13,448,495	\$ 1,004,041	\$ 619,000	\$ 45,000	\$ 1,444,131
Egypt .....	Pound	151,433,760	\$14,508,093	17,073,616	-----	183,015,470	89,751,149	994,020	530,000	38,698,279
Guinea .....	Syli	10,630,684	-----	809,556	-----	11,440,241	1,335,742	43,000	51,000	708,520
India .....	Rupee	<sup>10/</sup> 803,706,162	12,091,909	3,997,876	-----	819,795,949	63,672,039	370,000	439,000	60,297,820
Pakistan .....	Rupee	168,867,558	2,622,365	15,252,191	-----	186,742,114	<b>30,099,545</b>	290,000	319,000	19,621,394
Total Excess Currency Countries .....		1,147,806,921	29,222,368	37,412,981	-----	1,214,442,271	185,862,516	2,316,020	1,384,000	120,770,147
<b>Near-Excess Currency Countries <sup>11/</sup></b>										
Morocco .....	Dirham	5,467,115	-----	24,983	-----	5,492,099	1,486,161	256,000	354,000	17,241,211
Poland .....	Zloty	158,714,227	1,489,872	-----	-----	160,204,099	3,150,442	38,000	99,000	23,257,301
Sri Lanka .....	Rupee	317,316	-----	-----	-----	317,316	588,722	-52,000	36,000	1,446,430
Sudan .....	Pound	-----	-----	909,788	\$ -475,350	434,437	-----	106,000	115,000	1,921,450
Syrian Arab Republic ....	Pound	441,302	-----	5,390,544	-----	5,831,847	272,749	105,000	22,000	3,388,278
Tunisia .....	Dinar	14,975,195	-----	221,946	-----	15,197,142	3,093,425	163,000	142,000	10,724,094
Yugoslavia .....	Dinar	4,497,846	-----	-----	-----	4,497,846	3,023,721	63,000	125,000	18,630,934
Total Near-Excess Currency Countries ...		184,413,003	1,489,872	6,547,263	-475,350	191,974,788	11,615,220	679,000	893,000	76,609,701
<b>Non-Excess Currency Countries <sup>12/</sup></b>										
Afghanistan .....	Afghani	-----	-----	509,825	-509,825	-----	16,323	432,000	3,469,000	1,319,179
Algeria .....	Dinar	-----	-----	-----	-----	-----	-----	-28,000	1,034,000	13,184
Angola .....	Kwanza	-----	-----	-----	-----	-----	-----	66,000	50,000	-----
Argentina .....	Peso	-----	-----	453	-453	-----	16,288	429,928	5,264,000	68,079
Australia .....	Dollar	-----	-----	-----	-----	-----	57,965	807,329	23,638,000	183,705
Austria .....	Schilling	-----	-----	-----	-----	-----	1,045,012	-161,000	13,704,000	23,804
Bahamas .....	Dollar	-----	-----	-----	-----	-----	-----	-21,000	416,000	98,172
Bahrain .....	Dinar	-----	-----	31,567	-31,567	-----	-----	-52,013	2,107,000	22,954
Bangladesh .....	Taka	40,025	-----	45,536	-----	85,561	-----	841,000	3,420,000	988,333
Barbados .....	Dollar	-----	-----	<sup>13/</sup> -6,844	<sup>13/</sup> 6,844	-----	-----	-108,905	2,471,000	84,762
Belgium .....	Franc	-----	-----	-----	-----	-----	5,954,012	15,405,109	93,137,000	<sup>14/</sup> 31,909,989
Benin .....	CFA Franc	-----	-----	-----	-----	-----	-----	-----	<sup>15/</sup> 766	-----
Belize .....	Dollar	-----	-----	-----	-----	-----	-----	-21,000	420,000	27,402
Bermuda .....	Dollar	-----	-----	-----	-----	-----	-----	89,792	1,647,000	286,760
Bolivia .....	Peso	-----	-----	144,492	-144,492	-----	-----	1,032,760	12,628,000	1,350,578
Botswana .....	Pula	-----	-----	3,230	-3,230	-----	-----	-97,000	55,000	2,065
Brazil .....	Cruzeiro	16,494	-----	256,879	-256,879	16,494	198,637	-132,639	13,035,000	320,286
Bulgaria .....	Lev	-----	-----	-----	-----	-----	-----	21,000	402,000	3,449
Burundi .....	Franc	-----	-----	-----	-----	-----	-----	-9,000	345,000	4,314
Cameroon .....	CFA Franc	-----	-----	4,251	-4,251	-----	-----	-----	-----	-----
Canada .....	Dollar	-----	-----	-----	-----	-----	-----	-----	<sup>15/</sup> 113,329	-----
Chad .....	CFA Franc	-----	-----	245	-245	-----	1,043,560	829,445	122,305,000	519,817
Chile .....	Peso	-----	-----	-----	-----	-----	-----	-----	<sup>15/</sup> 113	-----
China (Mainland) .....	Yuan	-----	-----	-----	-----	-----	-----	-2,169,170	3,358,000	132,457
China (Taiwan) .....	Dollar	4,535,340	-----	38,207	-----	4,573,547	-----	139,000	1,100,000	4,789
Colombia .....	Peso	-----	-----	4,798	-4,798	-----	3,091,899	214,318	5,337,000	1,925,310
Costa Rica .....	Colon	-----	-----	18,955	-18,955	-----	-----	36,916	23,895,000	786,124
Cuba .....	Peso	-----	-----	-----	-----	-----	-----	16,529	111,000	46,758
Cyprus .....	Pound	-----	-----	-----	-----	-----	-----	380,000	413,000	-----
Czechoslovakia .....	Koruna	-----	<sup>16/</sup> 994,660	-----	-----	994,660	-----	50,716	2,592,000	44,323
								10,000	534,000	56,881

(Cents omitted, therefore details will not add to totals)

Country	Unit of Currency	Balances of Nonpurchased Foreign Currencies				Memorandum: Undisbursed Reservations (Committed) 5/	Purchased Foreign Currencies			
		Available for U.S. Use		Available for Country Use 3/	Advances of Unfunded Foreign Currencies 4/		Total Balances on Hand	Balances of Purchased Foreign Currencies 6/	Transactions During Fiscal 1978 Purchased with Dollars from	
		Non Restricted 1/	Restricted 2/						Commercial Sources 7/	Treasury Holdings 8/
Denmark	Krone					\$ 926,143	\$ 1,537,008	\$ 35,449,000	\$ 14/4,070,603	
Djibouti	Franc						52,000	859,000	312	
Dominican Republic	Peso			\$ 74,071	\$ -73,171	\$ 900	45,388	4,988,000	733,095	
Ecuador	Sucre			3,739	-3,739		352	2,645,000	256,617	
El Salvador	Colon						71,936	4,602,000	246,083	
Ethiopia	Birr			47,467	-47,467			1,543,000	2,024,143	
Fiji Islands	Dollar			11,269	-11,269			1,175,000	15,215	
Finland	Markka						35,131	2,749,000	387,713	
France	France			3,524	-3,524		2,830,302	51,825,000	683,774	
Gambia	Dalasi			6,108	-6,108			553,000	-1,215	
Germany, E.	DDR Mark		16/ \$ 2,584					1,263,000	16,944	
Germany, W.	D. Mark						22,850,318	2,195,779,000	3,936,876	
Ghana	Cedi			21,083	-21,083			2,141,000	1,466,983	
Greece	Drachma						306,734	40,879,000	8,171,477	
Guatemala	Quetzal			1,132	-1,132			4,817,000	119,727	
Guinea - Bissau	Peso							266,000		
Guyana	Dollar							1,154,000	227,142	
Honduras	Lempira			13/ -138	13/ 138		876	9,802,000	529,306	
Hong Kong	Dollar							7,772,000	195,389	
Hungary	Forint						2,201,870	836,000	62,585	
Iceland	Krona							21,912,000	305,565	
Indonesia	Rupiah	\$ 3,208,554	266	1,042,229		4,251,050	265,291	1,114,000	7,624,805	
Iran	Rial			29,243	-29,243		91,220	11,085,000	2,584,028	
Iraq	Dinar							573,000	14,840	
Ireland	Pound						12,047	1,659,000	34,948	
Israel	Pound	842				842	577,195	530,000	4,053,494	
Italy	Lira			40,967		40,967	3,362,763	1,161,879	1,256,107	
Ivory Coast	CFA Franc			1,831	-1,831		208,615	209,000	51,980	
Jamaica	Dollar			8,852	-8,852		21,397	2,907,000	566,347	
Japan	Yen		1,706,041	19,579,555	-1,706,041	17/19,579,555	9,442,399	536,051,000	18,755,756	
Jordan	Dinar							14,177,000	857,053	
Kenya	Shilling			82,105	-82,105			12,592,000	-44,924	
Khmer	Riel	71,515		420,979		492,494		7,000		
Korea	Won	3,691,327		146,600	-146,600	3,691,327	1,232,590	292,774,000	18,881,937	
Kuwait	Dinar							2,682,000	55,136	
Laos	Kip			5,320	-5,320			39,000	201	
Lebanon	Pound							1,427,000	874,838	
Libya	Dinar							492,000	33,355	
Luxembourg	Franc							542,000	2,247	
Malagasy	Franc							940,000	21,396	
Malawi	Kwacha			43,270	-43,270			2,920,000	14,742	
Malaysia	Ringgitt			18,346	-18,346			4,354,000	16,722	
Mali	Franc			4,258	-4,258			6,399,000	19,109	
Malta	Pound							290,000	10,519	
Martinique	Franc							342,000	7,651	
Mauritania	Ouguiya							1,500,000	913	
Mauritius	Rupee							490,000	1,730	
Mexico	Peso			353	-353		1,174,365	13,827,000	702,569	
Mozambique	Escudo							172,000	778	
Nepal	Rupee	315,507	12,321,453	52,445		12,689,406		105,000	1,526,902	
Netherlands	Guilder						5,154,209	40,306,000	14/18,999,492	
Netherlands Antilles	Florin							220,000	28,517	
New Zealand	Dollar						3,305	4,607,000	28,671	
Nicaragua	Cordoba			4,875	-4,875			19,354,000	233,568	
Nigeria	Naira		261,531	26,397	-287,928		231,438	8,537,000	77,500	
Norway	Krone						166,574	10,547,000	14/12,518,851	





SEPTEMBER 30, 1978

FOOTNOTES

- FE: Due to time constraints, figures presented in this table have not in all cases been reviewed by the concerned agencies. Data for fiscal 1978 reviewed by agencies in accordance with Chapter I TFRM 2-3200 will appear in the Treasury publication, "Foreign Currencies Held by the U.S. Government" to be released in early March 1979.
- 1/ Currencies which may be used for payment of official U.S. obligations in the country concerned, for accommodation exchange for U.S. personnel, and if agreements with a country so provide, for sales to U.S. citizens travelling abroad and non-profit organizations.
- 2/ Currencies which are restricted by international agreements or administrative determination to specific uses. Examples include funds for the emergency relief program under P.L. 83-480 and the American schools and hospitals abroad program under the Foreign Assistance Act.
- 3/ Currencies which are either restricted to expenditures for grants or loans or are held in trust accounts for programs within the respective countries.
- 4/ Represents the offset to balances of nonpurchased foreign currencies used temporarily for other purposes under the unfunding concept (31 U.S.C. 938).
- 5/ Represents amounts committed to agencies for their future use for specific programs. If FT funds are not available when needed, currencies will be purchased from commercial sources. Also see footnote 6 to Table II.
- 6/ Negative balances result from end-of-month payments to be funded in the following month from FT funds or purchases from commercial sources.
- 7/ Includes accommodation exchange transactions as well as purchases from commercial sources. Generally amounts shown for excess and near-excess currencies are accommodation exchange purchases authorized by Treasury Circular No. 830, Revised.
- 8/ Represents purchases of foreign currencies by agencies with appropriated dollars from available Treasury FT holdings.
- 9/ Countries in which U.S. supplies of local currency have been designated by Office of Management and Budget as expected to exceed U.S. requirements for at least the next two years.
- 10/ Includes the full balance of a special dollar denominated account created pursuant to the 1974 Rupee Settlement Agreement convertible to nonrestricted rupees at the rate of \$50 million per year through 1984.
- 11/ Countries in which U.S. supplies of local currency have been designated by Office of Management and Budget as expected to exceed the immediate needs of the U.S. Government but not by amounts great enough to be designated "excess".
- 12/ Countries in which U.S. supplies of local currency have not been designated "excess" or "near-excess".
- 13/ Negative balance was adjusted in subsequent Disbursing Officer's report.
- 14/ Includes F-16 Coproduction Program collections.
- 15/ The CFA franc is the official currency for several African countries and is freely exchangeable for any other currency in the French franc area. All CFA franc purchases are shown under Senegal.
- 16/ Represents funds blocked by the host government.
- 17/ Includes investments in Japanese securities. See footnote No. 5, Table II.
- 18/ Includes \$3,972,695,000 purchased by the Department of Defense.
- 19/ Includes \$124,044,000 purchased by the Department of Defense.
- 20/ Includes September 30, 1978 Defense balances not received in time to be included in Schedule 5 of this report.

**TABLE II - FOREIGN CURRENCIES HELD BY THE U.S. GOVERNMENT, FISCAL YEAR 1978**  
**Transactions and Balances Including Trust Fund Accounts <sup>1/</sup>**

(Cents omitted, therefore details will not add to totals)

Category Agency Account Title	Account Symbol	Balances October 1, 1977	Receipts	Transfers	Sales for Dollars <sup>2/</sup>	Expenditures	Exchange Rate Adjustment <sup>3/</sup>	Balances September 30, 1978
<u>SUMMARY OF NONPURCHASED FOREIGN CURRENCIES HELD BY U.S. GOVERNMENT</u>								
A. -- <u>TREASURY ACCOUNTS</u>								
<u>Holding Accounts:</u>								
Collections for designated accounts .....	20FT600	\$ 1,647,888	\$ 56,267	-----	-----	-----	\$ 8,873	\$ 1,713,029
Special dollar denominated account .....	20FT660	350,000,000	-----	\$-50,000,000	-----	-----	-----	300,000,000
Currency-Use Collections on Dollar Credit Agreements, P.L. 83-480 Programs .....	20FT670	71,515	-----	-----	-----	-----	-----	71,515
Collections from sale of surplus agricultural commodities Title I, P.L. 83-480, guaranteed (United States Use) .....	20FT690	182,341,131	-----	-24,317,283	-----	-----	-----	158,023,848
Total Holding Accounts .....		534,060,535	56,267	-74,317,283	-----	-----	8,873	499,808,393
<u>Sales Accounts (Nonrestricted):</u>								
Sales account, proceeds to miscellaneous receipt account ....	20FT100	217,444,617	88,361,617	-114,320	\$72,373,916	-----	10,717,292	244,074,289
Interest and principal on loans, Foreign Assistance Act of 1961 .....	103		71,195,091					
Repayments on International Communication Agency Loans to Binational Centers .....	104		27,931					
Interest on depositary balances .....	105		10,436,811					
Sales of surplus property .....	106		3,000,000					
United States portion of counterpart funds .....	112		395,079					
Recoveries of military assistance (MAAG) .....	115		3,245,284					
Miscellaneous recoveries and refunds .....	118		61,419					
Sales account, proceeds to miscellaneous receipt account (special account) .....	20FT180	331,249,184	739,107	49,589,579	53,350,340	-----	30,311,151	358,538,681
Interest and principal on loans to private borrowers (special account) .....	184		739,107					
Sales account, proceeds to Foreign Buildings Operations Appropriation .....	20FT210	77,777	13,367,227	-----	14,589,704	-----	1,144,699	-----
Sales account, proceeds to designated appropriations or funds .....	20FT290	980,415	851,159	-----	1,286,873	-----	40,362	585,062
Sales account, proceeds to Commodity Credit Corporation .....	20FT400	294,121,659	117,563,785	6,014,588	156,487,080	-----	-2,348,542	298,864,409
Sale of agricultural commodities, Commodity Credit Corporation Charter Act .....	401		212,843					
Interest and principal on loans to private enterprises, P.L. 83-480 .....	402		5,424,417					
Interest and principal on loans to foreign governments, P.L. 83-480 .....	404		76,681,548					
Currency collections on dollar credit P.L. 83-480 agreements .....	407		35,244,975					
Sales account, proceeds to Overseas Private Investment Corporation .....	20FT470	162,241	281,339	-----	315,008	-----	9,248	137,820
Recoveries from Insurance and Guaranty Fund .....	471		281,339					
Sales account, proceeds to Commodity Credit Corporation (Cooley conversion account) .....	20FT490	9,312,761	20,346,980	-2,886,836	6,420,741	-----	1,689,267	22,041,432
Interest and principal on loans to private enterprises (Cooley conversion account) .....	492		20,346,980					
Sales account, proceeds to Commodity Credit Corporation (prior P.L. 83-480 commitments) .....	20FT495	783,118	-----	2,886,836	425,370	-----	327,421	3,572,006
Advances of unfunded foreign currencies .....	20FT900	-5,728,035	-----	-----	-239,743	-----	-535,989	-6,024,281
Miscellaneous <sup>4/</sup> .....		-----	94,237,877	-----	94,237,877	-----	-----	-----
Total Sales Accounts (Nonrestricted) .....		848,403,738	335,749,093	55,489,846	399,247,168	-----	41,374,910	881,750,420

Transactions and Balances Including Trust Fund Accounts 1/

(Cents omitted, therefore details will not add to totals)

277-818 O - 79 - 38

Category Agency Account Title	Account Symbol	Balances October 1, 1977	Receipts	Transfers	Sales for Dollars 2/	Expenditures	Exchange Rate Adjustment 3/	Balances September 30, 1978
<b>A. -- TREASURY ACCOUNTS - (CONTINUED)</b>								
<u>Program Accounts (Requiring Appropriations):</u>								
Programs for State, restricted, proceeds to miscellaneous receipt account .....	20FT100(191)	\$ 1,039,285	-----	-----	-----	-----	-----	\$ 1,039,285
Programs for International Communication Agency, restricted, proceeds to miscellaneous receipt account .....	20FT100(671)	1,219,331	-----	-----	-----	-----	\$ 486,710	1,706,041
Sales account, restricted, proceeds to Commodity Credit Corporation .....	20FT400(191)	786,238	-----	\$ 639,975	\$ -23,402	-----	-576,271	873,345
Total Program Accounts (Requiring Appropriations) .....		3,044,854	-----	639,975	-23,402	-----	-89,561	3,618,671
Total Department of the Treasury Custody Accounts, Exclusive of Trust Fund Accounts..		1,385,509,128	\$335,805,361	-18,187,460	399,223,766	-----	41,274,222	1,345,177,485
<b>B. -- AGENCY ACCOUNTS - EXCLUDING TRUST FUNDS</b>								
<u>Program Accounts (Not Requiring Appropriations):</u>								
Department of State:								
Expenses of Congressional committees .....	19FT510	-----	-----	356,504	-----	\$ 356,504	-----	-----
Agency for International Development:								
Purchases of commodities for other countries, P.L. 83-480..	72FT520	15,696,490	-----	1,434,343	-----	3,894,870	546,635	13,782,598
Assistance under the Foreign Assistance Act of 1961 .....	72FT535	14,872,933	-----	400,000	-----	4,335,132	1,139,415	12,077,215
Emergency relief assistance, P.L. 83-480 .....	72FT540	200,000	-----	-----	-----	60,520	-----	139,479
American schools and hospitals abroad .....	72FT550	15,788,788	-----	-----	-----	290,908	-373,259	15,124,621
Sales of surplus agricultural commodities available for economic assistance, Section 402, Mutual Security Act of 1954 .....	72FT720	999,944	-----	-----	-----	757,037	13,719	256,626
Loans for economic assistance, P.L. 83-480 .....	72FT740	3,857,519	-----	-----	-----	-----	108,693	3,966,212
Grants for economic assistance, P.L. 83-480 .....	72FT745	31,425,070	-----	15,998,557	-----	11,951,696	-205,135	35,266,794
Loans and grants for economic assistance, P.L. 83-480 (special account) .....	72FT750	3,482,436	-----	-----	-----	339,645	311,208	3,453,999
Department of Defense:								
Grants for military assistance, P.L. 83-480:								
Transfer to:								
Air Force .....	57-97FT770	3,291	-----	-1,944	-----	1,382	35	-----
Total Agency Accounts (Not Requiring Appropriations), Exclusive of Trust Fund Accounts .....		86,326,474	-----	18,187,460	-----	21,987,699	1,541,313	84,067,548
Total Transactions and Balances, Exclusive of Trust Fund Accounts .....		1,471,835,602	335,805,361	-----	399,223,766	21,987,699	42,815,535	1,429,245,034
<b>C. -- AGENCY TRUST ACCOUNTS</b>								
<u>Program Accounts (Not Requiring Appropriations):</u>								
Department of the Interior:								
Advances from foreign governments for technical assistance .....	14FT800	6,024	3,481	-----	-----	165	-186	9,154
Department of the Navy:								
Advances from foreign governments for technical assistance .....	17FT800	180,969	-----	-----	-----	-----	-----	180,969
Funds Appropriated to the President:								
Agency for International Development:								
Advances from foreign governments for technical assistance .....	72FT800	10,213,663	9,958,950	-----	-----	9,757,448	24,812	10,439,978

**TABLE II - FOREIGN CURRENCIES HELD BY THE U.S. GOVERNMENT, FISCAL YEAR 1978**  
**Transactions and Balances Including Trust Fund Accounts 1/**

(Cents omitted, therefore details will not add to totals)

Category Agency Account Title	Account Symbol	Balances October 1, 1977	Receipts	Transfers	Sales for Dollars 2/	Expenditures	Exchange Rate Adjustment 3/	Balances September 30, 1978
C. -- <u>AGENCY TRUST ACCOUNTS - (CONTINUED)</u>								
<u>Program Accounts (Not Requiring Appropriations): - (Continued)</u>								
Executive Office of the President:								
Advances from foreign governments for military assistance:								
Transfer to:								
Army .....	21-11FT810	\$ 38,759	-----	-----	-----	-----	\$ 2,208	\$ 40,967
Action:								
Advances from foreign governments and organizations.....	44FT840	760,695	\$1,258,284	-----	-----	\$1,791,277	499,182	726,884
Japan - United States Friendship Commission:								
Japan - United States Friendship Trust Fund:								
Disbursing Officer Balance .....	95FT860	13,249,383	1,509,212	\$-9,620,883	-----	771,997	5,592,956	9,908,672
Investments in Foreign Securities .....		-----	-----	9,620,883	-----	-----	-----	2/ 9,620,883
Total Agency Trust Accounts (Not Requiring Appropriations) .....		24,449,495	12,729,928	-----	-----	12,320,889	6,118,972	30,977,508
Grand Total .....		1,496,285,098	348,535,290	-----	\$ 399,223,766	34,308,588	48,934,508	1,460,222,543

**TABLE II - FOREIGN CURRENCIES HELD BY THE U.S. GOVERNMENT, FISCAL YEAR 1978**  
**Transactions and Balances Including Trust Fund Accounts 1/**

(Cents omitted, therefore details will not add to totals)

Category Agency Account Title	Account Symbol	Balances October 1, 1977	Receipts	Transfers	Sales for Dollars 2/	Expenditures	Exchange Rate Adjustment 3/	Balances September 30, 1978
<b>D. -- MEMORANDUM - RESERVATION ACCOUNTS 6/</b>								
Library of Congress .....	03X0144	\$ 1,172,487	\$ 3,121,628	-----	\$ 3,017,649	-----	\$ 126,198	\$ 1,402,664
Department of Agriculture:								
Science and Education Administration .....	12X1404	52,070,753	6,921,622	\$ -800,000	6,896,911	-----	1,626,490	52,921,954
Transfer to National Science Foundation .....	49-12X1404	2,049,307	-----	800,000	607,043	-----	52,534	2,294,798
Foreign Agricultural Service .....	12-2900	78,241,253	243,042	5,161,045	12,477,798	-----	11,747,881	82,915,422
Foreign Agricultural Service .....	12X2901	16,043,312	-----	-5,161,045	310,844	-----	677,872	11,249,295
Department of Commerce:								
Office of the Secretary .....	13X0160	1,112,352	240,964	-230,000	199,372	-----	589	924,533
Transfer to National Science Foundation .....	49-13X0160	471,924	-20,287	230,000	15,932	-----	-36,171	629,534
National Bureau of Standards .....	13X0654	39,745	50,000	-50,000	-----	-----	-1,001	38,744
Transfer to National Science Foundation .....	49-13X0654	363,053	-1,257	50,000	28,953	-----	-38,348	344,495
National Oceanic and Atmospheric Administration .....	13X1423	175,146	-----	-----	-----	-----	8,719	183,865
Transfer to National Science Foundation .....	49-13X1423	124,328	-2,014	-----	45,974	-----	-12,835	63,505
Domestic and International Business Administration .....	13X1802	7,857	5,086	-----	-----	-----	1,100	14,043
Department of the Interior:								
Office of the Secretary .....	14X0105	716,104	-----	-----	295,495	-----	-----	420,608
Department of Labor:								
Bureau of International Labor Affairs .....	16X0151	64,654	-----	-----	28,407	-----	-----	36,247
Department of State:								
Foreign Building Operations .....	19X0538	18,728,033	26,540,000	-----	13,760,359	-----	-36,653	31,471,021
Smithsonian Institution .....	33X0102	3,704,147	4,173,000	-21,000	3,610,260	-----	-----	4,245,887
Transfer to National Science Foundation .....	49-33X0102	381,559	-----	21,000	24,490	-----	27,311	405,380
National Science Foundation .....	49_0102	6,009,911	10,949,064	-----	4,042,638	-----	11,231,779	24,148,116
International Communication Agency:								
Special International Exhibitions .....	67X0069	194,489	-182,489	-----	7,504	-----	536	5,032
Salaries and Expenses .....	67X0205	9,103,322	4,017,721	-----	9,190,078	-----	614,920	4,545,885
International Education Exchange Activities .....	67X1135	2,385,304	-----	-----	27,473	-----	-47,898	2,309,933
Environmental Protection Agency .....	68X0104	4,508,077	4,000,000	-----	1,416,830	-----	-120,751	6,970,494
Transfer to National Science Foundation .....	49-68X0104	151,639	-----	-----	5,198	-----	-20,324	126,117
Department of Transportation:								
Office of the Secretary .....	69X0105	486,664	-256,416	-----	58,431	-----	-109,277	62,539
Department of Health, Education, and Welfare:								
Office of Education .....	75X0287	2,141,278	2,045,000	-34,500	1,966,377	-----	165,961	2,351,362
Transfer to National Science Foundation .....	49-75X0287	93,931	-8,341	34,500	29,621	-----	-12,126	78,343
Public Health Service .....	75X1102	27,638,982	9,000,000	-----	7,050,247	-----	336,367	29,925,102
Transfer to National Science Foundation .....	49-75X1102	1,650,250	-41,546	-----	126,310	-----	-198,854	1,283,540
Human Development Services .....	75X1638	17,596,849	-----	-50,000	1,811,839	-----	636,349	16,371,359
Transfer to National Science Foundation .....	49-75X1638	39,686	-----	50,000	1,472	-----	-30	88,184
Department of Energy .....	89X0205	-----	656,121	-----	215,704	-----	3,793	444,210
Department of Defense:								
Office of the Secretary .....	97_0800	9,716,496	733,201	-----	1,913,995	-----	-3,296,439	5,239,263
<b>Total Memorandum - Reservation Accounts .....</b>		<b>257,182,892</b>	<b>72,184,099</b>	<b>-----</b>	<b>69,183,204</b>	<b>-----</b>	<b>23,327,692</b>	<b>283,511,474</b>

**TABLE II.- FOREIGN CURRENCIES HELD BY THE U.S. GOVERNMENT, FISCAL YEAR 1978**  
**Transactions and Balances Including Trust Fund Accounts**

FOOTNOTES

NOTE: Due to time constraints, figures presented in this table have not in all cases been reviewed by the concerned agencies. Data for fiscal 1978 reviewed by agencies in accordance with Chapter I TFRM 2-3200 will appear in the Treasury publication, "Foreign Currencies Held by the U.S. Government" to be released in early March 1979.

- 1/ To provide a common denominator, all foreign currency transactions and balances are stated in U.S. dollar equivalents. Therefore, amounts shown do not represent dollar balances actually available in the custody of the Treasury. Dollar equivalents are calculated at various rates of exchange. Opening balances are based on September 30, 1977 Treasury reporting rates. Receipts are valued at the previous end-of-quarter reporting rates with the exception of currencies received under Public Law 480, as amended, Sections 103(c), 402, and 502(a), and under Section 6, Title II of the Mutual Security Act of 1954, as amended, which are valued at international agreement rates. Currencies sold for dollars are valued at the exchange rate in effect on the date of sale. The closing balances are valued at the September 30, 1978 reporting rates. Transfers and expenditures are valued at the previous end-of-quarter reporting rates.
- 2/ Dollars acquired from the sale of foreign currencies are derived from charges against dollar appropriations of the Federal agencies which use the currencies. These dollar proceeds are credited to either miscellaneous receipts or to other appropriate dollar accounts in Treasury's central accounting system.
- 3/ Represents net differences between transactions caused primarily by: (1) rate fluctuations; (2) conversions of one currency to another; (3) withdrawals of currencies from accounts at rates which vary from collection rates; and (4) special provisions of international agreements.

- 4/ Consists of currencies received from countries for payment of fees and services which are immediately purchased with appropriated funds for operating needs of the collecting agencies. Dollar proceeds of the purchases are credited to Treasury miscellaneous receipts.

The amounts include F-16 Coproduction Program collections but exclude repayments to appropriations.

- 5/ Comprised of the following securities:

<u>DESCRIPTION</u>	<u>INTEREST RATE</u>	<u>MATURITY DATE</u>	<u>FACE VALUE (YEN)</u>
Japanese Government Bond No. 1	7%	2/20/82	1,500,000,000
Japanese Government Bond No. 1	7%	2/20/82	130,000,000
Japanese Government Bond No. 1	7%	2/20/82	124,000,000

- 6/ Includes only currencies for which Treasury has issued reservations. Foreign currencies reserved for specific programs or activities generally will not involve setting aside currencies in funded restricted "FT" accounts. Instead such currencies may be used for any authorized U.S. purpose until they are needed for the specific program for which they are reserved provided the applicable agencies' appropriations reimburse Treasury for the currencies (31 U.S.C. 938 and Treasury Fiscal Requirements Manual I TFRM 2-3240). The primary advantage of this procedure is that all U.S. owned currencies are used before using dollars to buy currencies on the market thus delaying dollar outflows.

---

# INDEX

---



Accountability for cash and other assets held outside the Treasury account by disbursing, collecting and other fiscal officers, 24-25

Accounts:

Description of, 1-3  
Outlay, 110-438  
With negative balances, 526-536

Action:

Budget accounts, 408  
Deposit fund accounts, 483  
Receipts, 80  
Trust fund accounts, 408

Administration, Departmental, Agriculture, 166

Administration, general:

Budget accounts:  
Commerce, 194-195  
Justice, 326

Trust fund accounts; Commerce, 195

Administration, Management and; Housing and Urban Development, 296-297

Administration, Office of; Executive, 139

Administrative Conference of the United States, 409

Administrative Office of the United States Courts, 131-132

Advisory Commission on Intergovernmental Relations:

Budget accounts, 425  
Deposit fund accounts, 488-489  
Trust fund accounts, 425

Advisory Committee on Federal Pay, 409

Advisory Council on Historic Preservation:

Budget accounts, 409  
Deposit fund accounts, 484  
Receipts, 80

Aeronautics and Space Administration, National:

Budget accounts, 398-400  
Deposit fund accounts, 482-483  
Receipts, 78  
Trust fund accounts, 398-399

Agency debt authority, borrowings from the public under, 552-557

Agency for International Development, 464

Agricultural Marketing Service:

Budget accounts, 181-182  
Trust fund accounts, 182

Agricultural Outlook and Situation Board, World Food and, 172

Agricultural Research Service:

Budget accounts, 168  
Trust fund accounts, 168

Agricultural Service, Foreign, 172

Agricultural Stabilization and Conservation Service, 173-175

Agriculture, Department of:

Budget accounts, 166-193  
Deposit fund accounts, 465  
Receipts, 52-54  
Special fund receipts, 562

Air Force, Department of the:

Budget accounts:  
Construction, military, 227-228  
Operation and maintenance, 218  
Personnel, 215  
Procurement, 223  
Research, development, test, and evaluation, 225  
Deposit fund accounts, 468-469  
Receipts, 58-59, 61  
Trust fund accounts, 237

Air Quality, National Commission on, 449

Airmen's Home, United States Soldiers' and:

Deposit fund accounts, 471  
Receipts, 61  
Trust fund accounts, 240-241  
Trust fund receipts, 565

Alaska, Joint Federal-State Land Use Planning Commission for:

Budget accounts, 447-448  
Receipts, 91  
Trust fund accounts, 448

Alaska Power Administration, See: Department of Energy

Alaska Railroad, 365

Alcohol, Drug Abuse, and Mental Health

Administration, 262-263

Alcohol, Tobacco and Firearms, Bureau of, 377

American Battle Monuments Commission:

Budget accounts, 410  
Deposit fund accounts, 484  
Receipts, 80-81  
Trust fund accounts, 410

American Printing House for the Blind, 278

American Revolution Bicentennial Administration:

Budget accounts, 424  
Deposit fund accounts, 488  
Trust fund accounts, 424

Animal and Plant Health Inspection Service:

Budget accounts, 180-181  
Trust fund accounts, 180-181

Appalachian Regional Commission:

Budget accounts, 426  
Deposit fund accounts, 489  
Receipts, 85-86  
Trust fund accounts, 426

Appalachian regional development programs, 144

Appeals, Courts of, 129-131

Appeals, District Courts and other Judicial Services, Courts of, 129-131

Appropriations:

Acts:

Annual, by Congress, by agencies, 544-548

Budget:

By departments, 500-506  
By organizational units or programs, 508-524  
Permanent and indefinite, 544-548, 560  
Summary of, 498

Appropriations and authorizations by act of Congress and agencies, 544-548

Architect of the Capitol:

Budget accounts, 116-119  
Receipts, 48

Arms Control and Disarmament Agency, 410

Army, Department of the:

Budget accounts:

Construction, military, 226-227  
Operation and maintenance, 216-217  
Personnel, 214  
Procurement, 220-221  
Research, development, test, and evaluation, 224  
Deposit fund accounts, 466-467

Receipts, 55-56, 60

Trust fund accounts, 235

Arts and the Humanities, National Foundation on the:

Budget accounts, 437-438  
Deposit fund accounts, 491  
Receipts, 87-88

Arts, Commission of Fine:

Budget accounts, 414  
Deposit fund accounts, 485  
Receipts, 82

Arts, National Endowment for the:

Budget accounts, 437  
Deposit fund accounts, 491  
Trust fund accounts, 437

Assessment, Office of Technology:

Budget accounts, 125  
Trust fund accounts, 125

Assets:

In Treasury offices, 26  
Assets in Treasury offices, 26  
Assets and liabilities relating to cash operations, 12, 571-573

Atomic Energy Defense activities, 248

Atmospheric Administration, National Oceanic and:

Budget accounts, 204-206  
Trust fund accounts, 206

Authority, budget, summary of, 498

Authority, contract, by department, agency and account title, 567-570

Authority, new budget, 560

Authority, budget, relating to public and agency debt, contract authority and certain permanent indefinite appropriations, 560

Authority to borrow from the Treasury and the public, by agency and program, 552-557

Authority to spend from debt receipts, explanation of, 550-551

Authorizations, by acts of Congress and agencies, 544-548

Automated data and telecommunications activities, General Services Administration, 392

Aviation Administration, Federal:

Budget accounts, 353-355  
Trust fund accounts, 355

## INDEX

## B

Balances, budget:  
 Accounts with negative, 526-536  
 By departments, 500-506  
 By organizational units or program, 508-524  
 Summary of, 498  
 Balances summary, general ledger account, 571-573  
 Banks:  
 Federal Financing, 459  
 Federal Home Loan, 420-421  
 For Cooperatives, 419  
 Bicentennial Expenses, Judiciary, 132  
 Bilateral assistance:  
 Budget accounts, 150-156  
 Trust fund accounts, 156  
 Blind, American Printing House for the, 278  
 Blind and Other Severely Handicapped, Committee  
 for Purchase of Products and Services of the, 415  
 Bonneville Power Administration, See: Department  
 of Energy  
 Borrowing from the public, 12, 572  
 Borrowings:  
 Agency debt, 560  
 Treasury public debt, 560  
 Borrowings from the public under agency debt  
 authority, 552-557  
 Borrowings from the Treasury handled as  
 public debt transactions, by agency and  
 program, 558-559  
 Borrowings from the Treasury under public debt  
 authority, 552-557  
 Botanic Garden, 124  
 Broadcasting, Board for International:  
 Budget Accounts, 411  
 Receipts, 81  
 Broadcasting, Corporation for Public, 417  
 Budget, Office of Management and, 140  
 Budget Office, Congressional:  
 Budget accounts, 116  
 Receipts, 48  
 Bureau. For entries beginning with this word, see  
 under more specific titles: e.g., Mines, Bureau of.

## C

Canal Zone Government, 241  
 Capital stock and foreign loans, 559-560  
 Capital transfers, by organizational unit, 98  
 Capitol, Architect of the:  
 Budget accounts, 116-119  
 Receipts 48,  
 Cash and monetary assets, 12, 571  
 Cash and other assets held outside the Treasury account  
 by disbursing, collecting and other fiscal  
 officers, 24-25  
 Cash operations of the Federal Government and of  
 the Department of the Treasury, 12  
 Cemeterial expenses, Army, 237  
 Census, Bureau of the,  
 Budget accounts, 196  
 Trust fund accounts, 196  
 Center for Disease Control, 258  
 Central Intelligence Agency, 411  
 Civil Aeronautics Board:  
 Budget accounts, 411-412  
 Deposit fund accounts, 484  
 Receipts, 81  
 Civil Rights, Commission on, 414  
 Civil Service Commission:  
 Budget accounts, 412-414  
 Deposit fund accounts, 484-485  
 Receipts, 81-82  
 Trust fund accounts, 413-414  
 Trust fund receipts, 565  
 Civil War Centennial Commission, 424  
 Claims, Court of, 129  
 Claims Settlement Commission, Foreign:  
 Budget accounts, 423  
 Deposit fund accounts, 487-488  
 Clearing account, budget, (suspense), 94-95  
 Clearing accounts:  
 Other receipts, 96-97  
 Receipts, 42  
 Clearing accounts for withheld Federal individual income  
 and Federal Insurance Contribution Act taxes, 93  
 Coast Guard:  
 Budget accounts, 351-353  
 Trust fund accounts, 352-353  
 Collecting and other fiscal officers, assets held  
 by, 24-25  
 Commerce, Department of:  
 Budget accounts, 194-213  
 Deposit fund accounts, 466  
 Receipts, 54-55  
 Special fund receipts, 562  
 Commerce, promotion of industry and, 202-203  
 Commerce Commission, Interstate  
 Budget accounts, 433  
 Deposit fund accounts, 490  
 Receipts, 87  
 Commissions and committees. For entries beginning with  
 these words, see under more specific titles: e. g.,  
 Railroad Retirement, Commission on.  
 Commodity Credit Corporation, 176  
 Commodity Futures Trading Commission:  
 Budget accounts, 415  
 Deposit fund accounts, 485  
 Receipts, 83  
 Communication Agency, International:  
 Budget accounts, 428-432  
 Deposit fund accounts, 489-490  
 Receipts, 86-87  
 Trust fund accounts, 432  
 Trust fund receipts, 566  
 Communications Commission, Federal:  
 Budget accounts, 419  
 Deposit fund accounts, 486-487  
 Receipts, 84  
 Communities Administration, New, 293-294  
 Community planning and development, 292-293  
 Community Services Administration:  
 Budget accounts, 415-416  
 Deposit fund accounts, 485  
 Receipts, 83  
 Trust fund accounts, 416  
 Compensation of the President, 136  
 Comptroller of the Currency, Office of the, 381  
 Conciliation Service, Federal Mediation and  
 Budget accounts, 422  
 Deposit fund accounts, 487  
 Receipts, 85  
 Congress, Library of:  
 Budget accounts, 119-122  
 Receipts, 48-49  
 Trust fund accounts, 121-122  
 Trust fund receipts, 565  
 Congressional Budget Office:  
 Budget accounts, 116  
 Receipts, 48  
 Conservation:  
 Agricultural, 173-175  
 Land and water, 307  
 Soil, 179-180  
 Consumer Product Safety Commission:  
 Budget accounts, 416  
 Deposit fund accounts, 485  
 Receipts, 83  
 Consumer Protection, Neighborhoods,  
 Voluntary Associations, and, 295  
 Contingencies, Funds Appropriated to the President, 157  
 Contract authority, 560  
 Contract authority, by department, agency and account  
 title, 567-570  
 Contributions, gifts and, 32-33  
 Contributions, miscellaneous, 44  
 Contributions to insurance programs, 43-44  
 Cooperative State Research Service:  
 Budget accounts, 168-169  
 Trust fund accounts, 169  
 Cooperatives, banks for, 419  
 Cooperatives Service, Economics, Statistics, and:  
 Budget accounts, 171  
 Trust fund accounts, 171  
 Corporation income, receipts by states and  
 districts, 103-105  
 Corps of Engineers - Civil:  
 Budget accounts, 238-240  
 Deposit fund accounts, 470  
 Receipts, 59-60  
 Special fund receipts, 562  
 Trust fund accounts, 240  
 Cost-Accounting Standards Board, 125  
 Council of Economic Advisors, 137  
 Council on Environmental Quality and Office of, 137-138  
 Council on International Economic Policy, 138  
 Council on Wage and Price Stability, 138

## INDEX

Courts. For entries beginning with this word, see under more specific titles: e.g., Claims, Court of.  
 Credit Union Administration, National:  
   Budget accounts, 436  
   Deposit fund accounts, 490-491  
 Crop Insurance Corporation, Federal, 175  
 Currency, foreign, see Foreign currency.  
 Customs and Patent Appeals, Court of, 128  
 Customs Court, 129  
 Customs Service, United States:  
   Budget accounts, 377-378  
   Collections of duties by districts and ports, 99-102  
   Trust fund accounts, 378

## D

Deaf, National Technical Institute for the, 279  
 Debt, public, see Public debt.  
 Defense agencies - Military:  
   Budget accounts:  
     Construction, 228  
     Housing, family, 229  
     Operation and maintenance, 219  
     Personnel, retired, 216  
     Procurement, 224  
     Research, development, test, and evaluation, 225-226  
 Defense, Department of - Civil:  
   Budget accounts:  
     Cemeterial expenses, 237  
     Engineers, Corps of, 238-240  
     Miscellaneous accounts, 242  
     Panama Canal, 241  
     Ryukyu Islands, 240  
     Soldiers' and Airmen's Home, United States, 240-241  
   Deposit fund accounts, 470-471  
   Receipts, 59-62  
   Trust fund receipts, 565  
 Defense, Department of Military:  
   Budget accounts:  
     Civil defense, 230  
     Construction, 226-228  
     Foreign currency program, special, 230  
     Operation and maintenance, 216-219  
     Personnel, 214-215  
     Personnel, retired, 216  
     Procurement, 220-224  
     Research, development, test, and evaluation, 224-226  
     Revolving and management funds, 231-235  
   Deposit fund accounts, 466-470  
   Receipts, 55-59  
 Defense, Office of the Secretary of, 470  
 Deficit or surplus, budget, 12-13, 572  
 Deficit or surplus, other transactions not applied to current year's, 13, 572  
 Delaware River Basin Commission:  
   Budget accounts, 426-427  
   Deposit fund accounts, 489  
   Receipts, 86  
 Department. For entries beginning with this word, see under more specific titles: e.g., Treasury, Department of the.  
 Departmental operations; Energy:  
   Budget accounts, 248-250  
   Trust fund accounts, 250  
 Deposit fund accounts by organizational unit, 462-496  
 Deposit funds, 12, 573  
 Development assistance, international:  
   Budget accounts, 148-156  
   Receipts, 51  
 Development Staff, International; Agriculture:  
   Budget accounts, 172-173  
   Trust fund accounts, 173  
 Disability fund, Foreign Service, 343  
 Disability insurance trust fund, Federal, 278  
 Disarmament Agency, Arms Control and, 410  
 Disaster relief, 145  
 Disbursing officers, assets held by, 24-25  
 Disease Control, Center for, 258  
 District courts, 129-131  
 District of Columbia:  
   Budget accounts, 417  
   Deposit fund accounts, 495  
   Federal payment to, 417  
   Loans to, 84

Dividends and other earnings, 34  
 Domestic Council, 139  
 Drug Abuse, Mental Health, and Alcohol Administration, 262-263  
 Drug Abuse, Policy, Office of, 140  
 Drug Abuse Prevention, Special Action Office for, 141-142  
 Drug Administration, Food and:  
   Budget accounts, 256  
   Trust fund accounts, 256  
 Drug Enforcement Administration:  
   Budget accounts, 328  
   Trust fund accounts, 328  
 Duties, Customs:  
   Collections by districts and ports, 99-102  
   Receipts from, 13, 30

## E

Economic Advisors, Council of, 137  
 Economic and Statistical Analysis, Bureau of:  
   Budget accounts, 197  
   Trust fund accounts, 197  
 Economic Development Administration, 197-201  
 Economic Development Assistance, 197-202  
 Economic Management Support Center, Agriculture, 171  
 Economic Research Service, Agriculture, 170-171  
 Economics:  
   Agriculture, 171  
   Commerce, 197-201  
 Economics, Statistics, and Cooperatives Service:  
   Budget accounts, 171  
   Trust fund accounts, 171  
 Education division, Health, Education, and Welfare, 270-275  
 Education, National Commission on the Financing of Postsecondary, 449  
 Education, National Institute of, 274  
 Education, Office of, 270-273  
 Education, Office of Assistant Secretary for,  
   Budget accounts, 274-275  
   Trust fund accounts, 275  
 Educational exchange; State, See: International Communications Agency  
 Election Commission, Federal, 420  
 Electronic Fund Transfers, National Commission on, 449  
 Electronic Surveillance, National Commission for the Review of Federal and State Laws Relating to Wire-tapping and, 449  
 Emergency Loan Guarantee Board, 418  
 Emergency migration and refugee assistance, 346  
 Employees Health Benefits Fund, 413  
 Employees Life Insurance Fund, 413  
 Employment and Training Administration:  
   Budget accounts, 332-335  
   Trust fund accounts, 334-335  
 Employment Opportunity Commission, Equal:  
   Budget accounts, 418  
   Deposit fund accounts, 486  
   Receipts, 84  
 Employment Standards Administration:  
   Budget accounts, 336  
   Trust fund accounts, 336  
 Employment taxes and contributions, 28-29  
 Energy Administration, Federal, See: Department of Energy  
 Energy and minerals, 113-116  
 Energy, Department of:  
   Budget accounts, 248-255  
   Deposit fund accounts, 471-472  
   Receipts, 62  
   Special fund receipts, 562  
   Trust fund receipts, 565  
 Energy Research and Development Administration, See: Department of Energy  
 Enforcement, Office of Surface Mining Reclamation and, 314  
 Engineers, Corps of:  
   Budget accounts, 238-240  
   Deposit fund accounts, 470  
   Receipts, 59-60  
   Special fund receipts, 562  
   Trust fund accounts, 240  
 Engraving and Printing, Bureau of, 378

## INDEX

Environmental Protection Agency:  
 Budget accounts, 384-387  
 Deposit fund accounts, 481-482  
 Receipts, 76-77  
 Trust fund accounts, 386  
 Environmental Quality, Office of and Council on, 137-138  
 Equal Employment Opportunity Commission:  
 Budget accounts, 418  
 Deposit fund accounts, 486  
 Receipts, 84  
 Estate and gift taxes:  
 Receipts by states and districts, 103-105  
 Receipts from, 13, 30  
 Exchange Stabilization Fund, 480  
 Excise taxes:  
 Receipts by states and districts, 103-105  
 Receipts from, 13, 29-30  
 Executive, Legislative, and Judicial Salaries, Commission on, 448  
 Executive Office of the President:  
 Budget accounts, 136-143  
 Deposit fund accounts, 463-464  
 Special fund receipts, 562  
 Executive Offices, other, 52  
 Executive Residence, 136  
 Export-Import Bank of the United States,  
 Budget accounts, 418  
 Receipts, 84  
 Extension Service, Agriculture, 169

## F

Farm Credit Administration:  
 Budget accounts, 419  
 Deposit fund accounts, 486  
 Receipts, 84  
 Farmers Home Administration, 177-179  
 Federal Aviation Administration:  
 Budget accounts, 353-355  
 Trust fund accounts, 355  
 Federal Bureau of Investigation, 327  
 Federal Communications Commission:  
 Budget accounts, 419  
 Deposit fund accounts, 486-487  
 Receipts, 84  
 Federal Crop Insurance Corporation, 175  
 Federal Deposit Insurance Corporation:  
 Budget accounts, 420  
 Trust fund accounts, 420  
 Federal Election Commission, 420  
 Federal Energy Administration, See: Department of Energy  
 Federal Financing Bank, 459  
 Federal Grain Inspection Service, 181  
 Federal Highway Administration:  
 Budget accounts, 356-362  
 Trust fund accounts, 359-362  
 Federal Home Loan Bank Board, 420-421  
 Federal Housing Administration, See: Department of Housing and Urban Development -- Housing Programs  
 Federal Insurance Administration, 294  
 Federal Insurance Contribution Act taxes, clearing accounts for by organizational unit, 93  
 Federal Judicial Center, 132  
 Federal Maritime Commission:  
 Budget accounts, 421  
 Deposit fund accounts, 487  
 Receipts, 85  
 Federal Mediation and Conciliation Service:  
 Budget accounts, 422  
 Deposit fund accounts, 487  
 Receipts, 85  
 Federal Mine Safety and Health Review Commission, 422  
 Federal Pay, Advisory Committee on, 409  
 Federal Power Commission, See: Department of Energy  
 Federal Prison System:  
 Budget accounts, 328-329  
 Trust fund accounts, 329  
 Federal Railroad Administration, 363-365  
 Federal Savings and Loan Insurance Corporation Fund, 421  
 Federal Trade Commission:  
 Budget accounts, 422  
 Deposit fund accounts, 487  
 Receipts, 85

Fees and other charges for services and special benefits, 36-39, 44-45  
 Fees for regulatory and judicial services, 30-31  
 Financial condition of the United States Government, 12, 571-573  
 Financial institutions, international, 148-149  
 Financing, Statement of United States Government, 14  
 Fine Arts, Commission of:  
 Budget accounts, 414  
 Deposit fund accounts, 485  
 Receipts, 82  
 Fines, penalties, and forfeitures, 31-32  
 Fire Prevention and Control Administration, National, 206  
 Firearms, Bureau of Alcohol, Tobacco and, 377  
 Fish and Wildlife and Parks, 307-313  
 Fish and Wildlife Service, United States:  
 Budget accounts, 308-310  
 Trust fund accounts, 310  
 Food and Drug Administration,  
 Budget accounts, 256  
 Trust fund accounts, 256  
 Food and Nutrition Service, 183-185  
 Food Safety and Quality Service:  
 Budget accounts, 183  
 Trust fund accounts, 183  
 Foreign affairs, administration of:  
 Budget accounts, 342-343  
 Trust fund accounts, 343  
 Foreign Agricultural Service, 172  
 Foreign assistance, 146-157  
 Foreign assistance programs, 173  
 Foreign Claims Settlement Commission:  
 Budget accounts, 423  
 Deposit fund accounts, 487-488  
 Foreign currencies acquired without payment of dollars, balances by account, 582-586  
 Foreign currencies acquired without payment of dollars, balances by country, 578-581  
 Foreign currencies purchased with dollars, balances by country, 578-581  
 Foreign currency, background information, 576-577  
 Foreign loans and capital stock, 559-560  
 Foreign Policy, Commission on the Organization of the Government for the Conduct of, 448  
 Foreign Service retirement and disability fund, 343  
 Forest Service:  
 Budget accounts, 185-189  
 Trust fund accounts, 188-189  
 Forfeitures, fines, penalties, and, 31-32  
 Franklin Delano Roosevelt Memorial Commission, 424  
 Funds Appropriated to the President:  
 Budget accounts, 144-164  
 Deposit fund accounts, 464-465  
 Receipts, 51-52  
 Funds in process of collection; Treasury, 26

## G

Gallaudet College, 279  
 Gambling, Commission on the Review of National Policy Toward, 448  
 General Accounting Office:  
 Budget accounts, 123  
 Receipts, 49  
 General activities; General Services Administration, 394-396  
 General Counsel, Office of the; Agriculture, 167  
 General Science and Research; Energy, 248  
 General Services Administration:  
 Budget accounts, 388-397  
 Deposit fund accounts, 482  
 Receipts, 77-78  
 Special fund receipts, 564  
 Geological Survey, 313-314  
 Gift taxes, estate and:  
 Receipts by states and districts, 103-105  
 Receipts from, 13, 30  
 Gifts and contributions, 32-33  
 Gifts to the United States for reduction of the public debt, 382  
 Gold:  
 Increment on, 13, 564  
 Tranche drawing rights, 571  
 Government Financial Operations, Bureau of:  
 Budget accounts, 374-376  
 Trust fund accounts, 376

Government National Mortgage Association, 291-292  
 Government Printing Office, 122-123  
 Grain Inspection Service, Federal, 181

## H

Handicapped, Committee for Purchase of Products and Services of the Blind and Other Severely, 415  
 Harry S Truman Memorial Scholarship Foundation, 423  
 Health Administration, Mine Safety and:  
   Budget accounts, 337-338  
   Trust fund accounts, 338  
 Health Administration, Occupational Safety and, 337  
 Health Benefits Fund, Federal Employees, 413  
 Health Care Financing Administration:  
   Budget accounts, 267-269  
   Trust fund accounts, 269  
 Health, Education, and Welfare, Department of:  
   Budget accounts, 256-86  
   Deposit fund accounts, 472-473  
   Receipts, 63-65  
 Health, National Institutes of, 258-262  
 Health, Office of Assistant Secretary for  
   Budget accounts, 264-267  
   Trust fund accounts, 266-267  
 Health Resources Administration, 263-264  
 Health Review Commission, Federal Mine Safety and, 422  
 Health Review Commission, Occupational Safety and, 441  
 Health Services Administration, 256-257  
 Heritage Conservation and Recreation Service:  
   Budget accounts, 307-308  
   Trust fund accounts, 308  
 Highway Administration, Federal:  
   Budget accounts, 356-362  
   Trust fund accounts, 359-362  
 Highway Traffic Safety Administration, National:  
   Budget accounts, 362-363  
   Trust fund accounts, 363  
 Historic Preservation, Advisory Council on:  
   Budget accounts, 409  
   Deposit fund accounts, 484  
   Receipts, 80  
 Historical and memorial agencies, other, 424  
 Historical commissions:  
   Budget accounts, 424  
   Deposit fund accounts, 488  
 Holmes, Oliver Wendell, devise fund, 121  
 Home Loan Bank Board, Federal, 420-421  
 Hopi Relocation Commission, Navajo, 450  
 Hospital Insurance Trust Fund, Federal, 269  
 House of Representatives:  
   Budget accounts, 111-114  
   Receipts, 48  
 Housing and Urban Development, Department of:  
   Budget accounts, 288-299  
   Deposit fund accounts, 473  
   Receipts, 65-66  
 Housing Administration, Federal, See: Department of Housing and Urban Development -- Housing Programs  
 Housing programs, 288-290  
 Howard University, 279  
 Human Development Services, 280-281  
 Humanities, National Endowment for the:  
   Budget accounts, 437-438  
   Deposit fund accounts, 491  
   Trust fund accounts, 438  
 Humanities, National Foundation on the Arts and the:  
   Budget accounts, 437-438  
   Deposit fund accounts, 491  
   Receipts, 87-88

Immigration and Naturalization Service, 328  
 Income taxes:  
   Receipts by states and districts, 103-105  
   Receipts from, 13, 28  
 Income taxes withheld, clearing accounts for by organizational unit, 93  
 Independent Agencies:  
   Budget accounts, 408-457  
   Deposit fund accounts, 483-495  
   Receipts, 80-92  
   Trust fund receipts, 565-566  
 Indian Affairs, Bureau of:  
   Budget accounts, 317-320  
   Trust fund accounts, 319-320  
 Indian affairs; Interior, 317-320  
 Indian Claims Commission:  
   Budget accounts, 425  
   Deposit fund accounts, 488  
   Receipts, 85  
 Indochina postwar reconstruction assistance, 152  
 Industry and commerce, promotion of, 202-203  
 Industry and Trade Administration:  
   Budget accounts, 202  
   Trust fund accounts, 202  
 Information Administration, National  
 Telecommunications and, 208  
 Information Agency, United States: See: International Communication Agency  
 Information Science, National Commission on Libraries and:  
   Budget accounts, 436  
   Trust fund accounts, 436  
 Inspector General, Office of the; Agriculture, 167  
 Institutions, special, Health, Education, and Welfare, 278-279  
 Insurance:  
   Bank deposits, 420  
   Disability, Federal, 278  
   Employees life, 413  
   Federal Contribution Act taxes, 93  
   Government life, 406  
   Hospital, Federal, 269  
   Medical, Federal, 269  
   Old-age and survivors, Federal, 277-278  
   Savings and loan accounts, 421  
   Service Life, National, 405  
   Unemployment, 103-105  
   Veterans Special Life, 406  
 Insurance Administration, Federal, 294  
 Insurance and retirement, contributions for other, 29  
 Insurance programs, contributions to, 43-44  
 Intelligence Community Staff, 428  
 Interest:  
   Accrued on public debt securities, 12, 573  
   On loans to Government-owned enterprises, 42-43  
   Receipts, 33-34  
 Intergovernmental agencies:  
   Budget accounts, 425-428  
   Deposit fund accounts, 488-489  
   Receipts, 85-86  
 Intergovernmental Relations, Advisory Commission on:  
   Budget accounts, 425  
   Deposit fund accounts, 488-489  
   Trust fund accounts, 425  
 Interior, Department of the:  
   Budget accounts, 300-325  
   Deposit fund accounts, 474-475  
   Receipts, 66-69  
   Special fund receipts, 563  
 Internal Revenue Service, 379-380  
 International Bank for Reconstruction and Development, 149  
 International Broadcasting, Board for:  
   Budget accounts, 411  
   Receipts, 81  
 International commissions, State, 345  
 International Communication Agency:  
   Budget accounts, 428-432  
   Deposit fund accounts, 489-490  
   Receipts, 86-87  
   Trust fund accounts, 432  
   Trust fund receipts, 566  
 International Development, Agency for, 464

## INDEX

- International development assistance:  
 Budget accounts, 148-156  
 Receipts, 51
- International Development Staff; Agriculture:  
 Budget accounts, 172-173  
 Trust fund accounts, 173
- International Economic Policy, Council on, 138
- International financial institutions, 148-149
- International Monetary Fund, 12, 571
- International Monetary Fund, analysis of monetary assets with, 16
- International narcotics control assistance, 156
- International organizations and conferences:  
 Budget accounts, 344-345  
 Trust fund accounts, 345
- International organizations and programs, 149-150
- International security assistance:  
 Budget accounts, 146-148  
 Receipts, 51  
 Trust fund accounts, 148
- International Trade Commission, 433
- International Women's Year, 1975 National Commission on Observance of:  
 Budget accounts, 450-451  
 Trust fund accounts, 450
- Interstate Commerce Commission:  
 Budget accounts, 433  
 Deposit fund accounts, 490  
 Receipts, 87
- Interstate Commission on the Potomac River Basin, 427
- Interstate Land Sales Fund, 295
- Intrabudgetary receipts deducted by agency, 41-45
- Investments of Federal agencies and Government accounts in public debt and agency securities, 21-23
- Investments of Federal agencies in public debt and guaranteed securities, 19-20
- Investments, realizations upon loans and, 40-41, 45
- Land and water resources, 300-306
- Land Management, Bureau of:  
 Budget accounts, 300-303  
 Trust fund accounts, 302-303
- Land Use Planning Commission for Alaska, Joint Federal-State:  
 Budget accounts, 447-448  
 Receipts, 91  
 Trust fund accounts, 448
- Law Enforcement Assistance Administration, 329-330
- Law Enforcement Training Center, Federal, 374
- Legal activities, 326-327
- Legal Services Corporation, 434
- Legislative, and Judicial salaries, Commission on Executive, 448
- Legislative Branch:  
 Budget accounts, 110-126  
 Deposit fund accounts, 462-463  
 Receipts, 48-50  
 Trust fund receipts, 565
- Legislative Branch Agencies, other:  
 Budget accounts, 124-125  
 Receipts, 50  
 Trust fund accounts, 125
- Liabilities:  
 Excess over assets, 12, 572  
 Relating to cash operations, 12, 572-573
- Libraries and Information Science, National Commission on:  
 Budget accounts, 436  
 Trust fund accounts, 436
- Library, National Agricultural, 169-170
- Library of Congress:  
 Budget accounts, 119-122  
 Receipts, 48-49  
 Trust fund accounts, 121-122  
 Trust fund receipts, 565
- Loans and investments, realization upon, 40-41, 45
- Lowell Historic Canal District Commission, 449

## J

- Japan-United States Friendship Commission:  
 Receipts, 87  
 Trust fund accounts, 434
- Joint Items, Legislative Branch, 114-115
- Judicial Center, Federal, 132
- Judicial salaries, Commission on Executive, Legislative and, 448
- Judicial services, fees for regulatory and, 30-31
- Judicial Services, other, 129-131
- Judicial survivors' annuity fund, 132
- Judiciary, The:  
 Budget accounts, 128-134  
 Deposit fund accounts, 463  
 Receipts, 50-51  
 Special fund receipts, 562
- Judiciary trust funds, 132-133
- Justice, Department of:  
 Budget accounts, 326-331  
 Deposit fund accounts, 475-476  
 Receipts, 69

## L

- Labor, Department of:  
 Budget accounts, 332-341  
 Deposit fund accounts, 476  
 Receipts, 69-70
- Labor-Management Services Administration, 335
- Labor Relations Board, National:  
 Budget accounts, 438  
 Deposit fund accounts, 491-492  
 Receipts, 88
- Labor Statistics, Bureau of:  
 Budget accounts, 338  
 Trust fund accounts, 338
- Land and water conservation, 307

## M

- Mammal Commission, Marine, 434
- Management and Administration; Housing and Urban Development, 296-297
- Management and Budget, Office of, 140
- Management, departmental:  
 Budget accounts:  
 Health, Education, and Welfare, 281-282  
 Labor, 339
- Management improvement, expenses of, 146
- Marine Mammal Commission, 434
- Maritime Administration:  
 Budget accounts, 209-210  
 Trust fund accounts, 210
- Maritime Commission, Federal:  
 Budget accounts, 421  
 Deposit fund accounts, 487  
 Receipts, 85
- Mediation and Conciliation Service, Federal:  
 Budget accounts, 422  
 Deposit fund accounts, 487  
 Receipts, 85
- Mediation Board, National:  
 Budget accounts, 439  
 Deposit fund accounts, 492  
 Receipts, 88
- Medical Insurance Trust Fund, Federal Supplementary, 269
- Memorandum, Treasury Department, 381-382
- Memorial agencies, other historical and, 424
- Memorial commissions:  
 Budget accounts, 424  
 Deposit fund accounts, 488
- Mental Health Administration, Alcohol, Drug Abuse and, 262-263
- Metric Board, United States, 451
- Migration and refugee assistance, emergency, 346
- Mine Safety and Health Administration:  
 Budget accounts, 337-338  
 Trust fund accounts, 338
- Mine Safety and Health Review Commission, Federal, 422
- Mines, Bureau of:  
 Budget accounts, 315-316  
 Trust fund accounts, 316

## INDEX

## Mining Enforcement and Safety Administration:

- Budget accounts, 314-315
- Trust fund accounts, 315
- Minority Business Enterprise, 203
- Mint, Bureau of the, 378-379
- Miscellaneous accounts, Office of the Secretary; Treasury, 372-373
- Miscellaneous interest, receipts from, 30
- Miscellaneous recoveries and refunds, receipts from, 45
- Miscellaneous taxes, receipts from, 30
- Monetary power, receipts from, 30
- Mortgage Association, Government National, 291-292
- Multilateral assistance, 148-150

## N

- Narcotics control assistance, international, 156
- National Aeronautics and Space Administration:
  - Budget accounts, 398-400
  - Deposit fund accounts, 482-483
  - Receipts, 78
  - Trust fund accounts, 398-399
- National Agricultural Library, 169-170
- National Capital Planning Commission:
  - Budget accounts, 435
  - Deposit fund accounts, 490
  - Receipts, 87
- National Center for Productivity and Quality for Working Life, 435
- National commissions, committees and councils. For entries beginning with these words, see under more specific titles: e.g., Libraries and Information Science National Commission on.
- National Credit Union Administration:
  - Budget accounts, 436
  - Deposit fund accounts, 490-491
- National Endowment for the Arts:
  - Budget accounts, 437
  - Deposit fund accounts, 491
  - Trust fund accounts, 437
- National Endowment for the Humanities:
  - Budget accounts, 437-438
  - Deposit fund accounts, 491
  - Trust fund accounts, 438
- National Fire Prevention and Control Administration, 206
- National Foundation on the Arts and Humanities:
  - Budget accounts, 437-438
  - Deposit fund accounts, 491
  - Receipts, 87-88
- National Highway Traffic Safety Administration:
  - Budget accounts, 362-363
  - Trust fund accounts, 363
- National Institute of Education, 274
- National Institutes of Health, 258-262
- National Labor Relations Board:
  - Budget accounts, 438
  - Deposit fund accounts, 491-492
  - Receipts, 88
- National Mediation Board:
  - Budget accounts, 439
  - Deposit fund accounts, 492
  - Receipts, 88
- National Oceanic and Atmospheric Administration:
  - Budget accounts, 204-206
  - Trust fund accounts, 206
- National Park Service:
  - Budget accounts, 310-313
  - Trust fund accounts, 312-313
- National Science Foundation:
  - Budget accounts, 439-440
  - Deposit fund accounts, 492
  - Receipts, 88
  - Trust fund accounts, 440
- National Security Council, 139
- National Service Life Insurance, 405
- National Technical Institute for the Deaf, 279
- National Transportation Safety Board:
  - Budget accounts, 440
  - Deposit fund accounts, 492
  - Receipts, 88
  - Trust fund accounts, 440
- Navajo - Hopi Relocation Commission, 450

## Navy, Department of the:

- Budget accounts:
  - Construction, military, 227
  - Operation and maintenance, 217
  - Personnel, 214-215
  - Procurement, 221-222
  - Research, development, test, and evaluation, 225
- Deposit fund accounts, 468
- Receipts, 56-58, 60
- Trust fund accounts, 235-236
- Neighborhoods, Voluntary Associations, and Consumer Protection, 295
- New Communities Administration, 293-294
- Nuclear Regulatory Commission:
  - Budget accounts, 441
  - Deposit fund accounts, 493
  - Receipts, 89
- Nutrition Service, Food and, 183-185

## O

- Observance of International Women's Year, 1975, National Commission on:
  - Budget accounts, 450-451
  - Trust fund accounts, 450
- Occupational Safety and Health Administration, 337
- Occupational Safety and Health Review Commission, 441
- Oceanic and Atmospheric Administration, National:
  - Budget Accounts, 204-206
  - Trust fund accounts, 206
- Off-budget entities, deficit of, 13
- Off-budget Federal Agencies:
  - Public Enterprise funds, 458-460
  - Receipts from, 42
- Office. For entries beginning with this word, see under more specific titles: e.g., Education, Office of.
- Old-age and Survivors Insurance Trust Fund, Federal, 277-278
- Oliver Wendel Holmes devise fund, 121
- Other depository accounts; Treasury, 26
- Other Legislative Branch Agencies:
  - Budget accounts, 124-125
  - Receipts, 50
  - Trust fund accounts, 125
- Other temporary commissions:
  - Budget accounts, 448-450
  - Receipts, 91
- Outlay accounts, budget, 110-438
- Outlays:
  - Budget:
    - By departments, 13, 500-506
    - By organizational units or program, 508-524
    - Summary of, 498
    - Summary of, by fund group, 499
    - Statement of United States Government, 13
  - Over obligated accounts, status of, 538-539
  - Overseas Private Investment Corporation:
    - Budget accounts, 155
    - Deposit fund accounts, 465

## P

- Panama Canal:
  - Budget accounts, 241
  - Deposit fund accounts, 470
  - Receipts, 61-62
- Panama Canal Company, 241
- Paperwork, Commission on Federal, 448
- Park Service, National:
  - Budget accounts, 310-313
  - Trust fund accounts, 312-313
- Patent and Trademark Office, 207
- Patent Appeals and Customs, Court of, 128
- Pay, Advisory Committee on Federal, 409
- Penalties, and forfeitures, fines, 31-32

## INDEX

Pennsylvania Avenue Development Corporation, 441-442  
 Pension Benefit Guaranty Corporation, 458  
 Pershing Hall memorial fund, 372  
 Personal property activities, General Services Administration, 389-391  
 Petroleum Reserves, 157  
 Planning Commission, National Capitol:  
   Budget accounts, 435  
   Deposit fund accounts, 490  
   Receipts, 87  
 Plant Health Inspection Service, Animal and:  
   Budget accounts, 180-181  
   Trust fund accounts, 180-181  
 Policy development and research, 295  
 Postal Service:  
   Budget accounts, 442  
   Deposit fund accounts, 495  
   Public enterprise funds, 459  
 Power Commission, Federal: See: Department of Energy  
 Power Marketing Administration; Energy, 250-253  
 Preparedness activities, General Services Administration, 393-394  
 President, The:  
   Compensation of, 136  
   Executive Office of the, 136-143, 463-464, 562  
   Funds Appropriated to, 51-52, 144-164, 464-465  
   Special assistance to, 137  
 Price Stability, Council on Wage and, 138  
 Printing and Engraving, Bureau of, 378  
 Prison Industries Fund, 329  
 Prison System, Federal:  
   Budget accounts, 328-329  
   Trust fund accounts, 329  
 Privacy Protection Study Commission, 450  
 Product Safety Commission, Consumer:  
   Budget accounts, 416  
   Deposit fund accounts, 485  
   Receipts, 83  
 Productivity and Quality of Working Life, National Center for, 435  
 Products, Sale of, 35-36  
 Property:  
   Management and disposal, 393  
   Personal, 389-391  
   Real, 388-389  
   Sale of Government, 39-40, 45  
 Proprietary receipts from the public, 33-42  
 Public debt:  
   As published in the Monthly Statement of the Public Debt of the United States, 17-18  
   Borrowings from the Treasury handled as public debt transactions, 558-559  
   Gifts to the United States for reduction of, 382  
   Interest on, 381  
   Retirement, 381-382  
   Securities, 12, 572  
   Sinking fund, 381  
 Public debt authority, borrowings from the Treasury under, 552-557  
 Public Debt, Bureau of the, 379  
 Public Health Service, Health, Education and Welfare:  
   Budget accounts, 256-267  
 Public works acceleration, 158

## Q

Quality Service, Food Safety and:  
 Budget accounts, 183  
 Trust fund accounts, 183

## R

Railroad Administration, Federal, 363-365  
 Railroad Retirement Board:  
   Budget accounts, 442-443  
   Deposit fund accounts, 493  
   Receipts, 89  
   Trust fund accounts, 443  
   Trust fund receipts, 566  
 Railroad Retirement Tax Act Taxes, 13, 29  
 Railroad retirement taxes, receipts by states and districts, 103-105  
 Railway Association, United States, 452  
 Real Property Activities; General Services Administration:  
   Budget accounts, 388-389  
   Trust fund accounts, 389  
 Receipt clearing accounts, 42  
 Receipt clearing accounts, other, 96-97  
 Receipts:  
   Budget:  
     Summary of, by fund group, 499  
     Summary of, by organizational unit, 48-92  
     Summary of, by source categories, 13, 28-47  
   Customs, by districts and ports, 99-102  
   Interchange, 43  
   Internal Revenue, by states and districts, 103-105  
   Intrabudgetary, deducted by agency, 41-45  
   Miscellaneous, 30-33  
   Proprietary, 33-42  
   Refunds of, 382  
   Special fund, by organizational unit, 562-564  
   Statement of United States Government, 13  
   Trust fund, by organizational unit, 565-566  
   Undistributed off-setting, 45-47  
 Reclamation, Bureau of:  
   Budget accounts, 303-306  
   Trust funds accounts, 306  
 Records activities, General Services Administration:  
   Budget accounts, 391-392  
   Trust fund accounts, 391-392  
 Records and Documents of Federal Officials, National Study Commission, 450  
 Recoveries and refunds, receipts from, 41-42  
 Recoveries and refunds, miscellaneous, receipts from, 45  
 Recreation Service, Heritage Conservation and:  
   Budget accounts, 307-308  
   Trust fund accounts, 308  
 Refugees, assistance to, 346  
 Refunds and recoveries, receipts from, 41-42  
 Refunds, miscellaneous, 33  
 Regional Action Planning Commissions:  
   Budget accounts, 201-202  
   Trust Fund Accounts, 201-202  
 Regulatory and Judicial Services, fees for, 30-31  
 Renegotiation Board:  
   Budget accounts, 443  
   Deposit fund accounts, 493  
   Receipts, 90  
 Rent, including bonuses, receipts from, 34  
 Reparations, war, and recoveries under military occupation, 32  
 Research:  
   Agricultural, 168-171  
   Science and technical; Commerce, 207-208  
 Research and Special Programs Directorate, 366-367  
 Retired Employees Health Benefits Fund, 414  
 Retirement and Disability Fund, Foreign Service, 343  
 Revenue sharing, Office of:  
   Budget accounts, 373-374  
   Trust fund accounts, 373-374  
 River basin commissions:  
   Budget accounts, 426-427  
   Deposit fund accounts, 489  
 Roosevelt, Franklin Delano, Memorial Commission, 424  
 Royalties, Receipts from, 35



## S

Safety Administration, Mining Enforcement and:  
 Budget accounts, 314-315  
 Trust fund accounts, 315  
 Saint Lawrence Seaway Development Corporation, 366  
 Savings and Loan Insurance Corporation Fund,  
 Federal, 421  
 Science and technical research, Commerce:  
 Budget accounts, 207-208  
 Trust fund accounts, 208  
 Science and technology; Commerce, 204-208  
 Science and Technology Policy, Office of, 140  
 Science Foundation, National:  
 Budget accounts, 439-440  
 Deposit fund accounts, 492  
 Receipts, 88  
 Trust fund accounts, 440  
 Secret Service, United States, 380  
 Secretarial Offices, Interior, 321-322  
 Secretary, Office of the:  
 Agriculture, 167  
 Defense, 59  
 Interior, 321-322  
 Transportation, 350 92-493  
 Treasury, 372-373  
 Securities:  
 Agency, 12, 572  
 Held as investments, summary of, by fund  
 group, 499  
 Investments of Federal agencies and Government accounts  
 in public debt and agency securities, 21-23  
 Issued by Federal agencies (net), 19-20  
 Issued under special financing authorities, 19-20  
 Public debt, 12, 572  
 Securities and Exchange Commission:  
 Budget accounts, 444  
 Deposit fund accounts, 493-494  
 Receipts, 90  
 Security assistance, international:  
 Budget accounts, 146-148  
 Receipts, 51  
 Trust fund accounts, 148  
 Security Council, National, 139  
 Seigniorage, 13  
 Selective Service System:  
 Budget account, 444  
 Deposit fund accounts, 494  
 Receipts, 90  
 Senate:  
 Budget accounts, 110-111  
 Receipts, 48  
 Shipping, ocean, 209-210  
 Sinking fund, public debt, 381  
 Small Business Administration:  
 Budget accounts, 444-445  
 Deposit fund accounts, 494  
 Receipts, 90  
 Smithsonian Institution:  
 Budget accounts, 445-447  
 Deposit fund accounts, 494-495  
 Receipts, 90-91  
 Trust fund accounts, 447  
 Trust fund receipts, 566  
 Social insurance taxes and contributions, receipts  
 from, 28-29  
 Social Security Act taxes, 13, 28-29  
 Social Security Administration,  
 Budget accounts, 275-278  
 Trust fund accounts, 277-278  
 Soil Conservation Service:  
 Budget accounts, 178-180  
 Trust fund accounts, 180  
 Soldiers' and Airmen's Home, United States:  
 Deposit fund accounts, 471  
 Receipts, 61  
 Trust fund accounts, 240-241  
 Trust fund receipts, 565  
 Solicitor, Office of the, Interior, 321-322  
 Southeastern Power Administration, See: Department  
 of Energy  
 Southwestern Power Administration, See: Department  
 of Energy  
 Space Administration, National Aeronautics and:  
 Budget accounts, 398-400  
 Deposit fund accounts, 482-483  
 Receipts, 78  
 Trust fund accounts, 398-399

Special. For entries beginning with this word, see under  
 more specific title.  
 Special drawing rights, 12, 571  
 Special Programs Directorate, Research and, 366-367  
 State, Department of:  
 Budget accounts, 342-348  
 Deposit fund accounts, 476-477  
 Other accounts, 346-347  
 Receipts, 71-72  
 Trust fund receipts, 565  
 Statistical activities:  
 Agriculture, 170  
 Labor, 338  
 Statistical Analysis, Bureau of Economic and:  
 Budget accounts, 197  
 Trust fund accounts, 197  
 Statistical Reporting Service, Agriculture, 170  
 Statistics, and Cooperatives Service, Economics:  
 Budget accounts, 171  
 Trust fund accounts, 171  
 Study commissions, temporary:  
 Budget Accounts, 447-451  
 Deposit fund accounts, 495  
 Receipts, 91  
 Supplies and shortages, National Commission on, 449  
 Supreme Court of the United States, 128  
 Surface Mining Reclamation and Enforcement,  
 Office of, 314  
 Surplus or deficit, budget, 12-13, 572  
 Surplus or deficit, other transactions not applied to current  
 year's, 13, 572  
 Susquehanna River Basin Commission:  
 Budget accounts, 427  
 Deposit fund accounts, 489

## T

Tax Court, United States:  
 Budget accounts, 124  
 Receipts, 49-50  
 Trust fund accounts, 124  
 Technical research, Commerce:  
 Budget accounts, 207-208  
 Trust fund accounts, 208  
 Technology Assessment, Office of:  
 Budget accounts, 125  
 Trust fund accounts, 125  
 Technology Policy, Office of Science and, 140  
 Telecommunications activities, General Services  
 Administration, 392  
 Telecommunications and Information Administration,  
 National, 208  
 Telecommunications Policy, Office of, 141  
 Temporary Commissions, other:  
 Budget accounts, 448-450  
 Receipts, 91  
 Temporary Study Commission, 91:  
 Tennessee Valley Authority:  
 Budget accounts, 451  
 Receipts, 91-92  
 Territorial affairs; Interior, 320-321  
 Territorial Affairs, Office of, 320-321  
 Time Deposits; Treasury, 26  
 Tobacco and Firearms, Bureau of Alcohol, 377  
 Trade Administration, Industry and:  
 Budget accounts, 202  
 Trust fund accounts, 202  
 Trade Commission, Federal:  
 Budget accounts, 422  
 Deposit fund accounts, 487  
 Receipts, 85  
 Trade Commission, International, 433  
 Trade Negotiations, Office of the Special Representatives-  
 for, 141  
 Trademark Office, Patent and, 207  
 Training Administration Employment;  
 Budget accounts, 332-335  
 Trust fund accounts, 334-335  
 Transfers, capital, by organizational unit, 98  
 Transit Authority, Washington Metropolitan Area, 428  
 Transportation Administration, Urban Mass, 365-366

## INDEX

## W

Transportation, Department of:  
 Budget accounts, 350-370  
 Deposit fund accounts, 477-478  
 Receipts, 72-73  
 Transportation Policy Study commission, National, 449  
 Transportation Safety Board, National:  
 Budget accounts, 440  
 Deposit fund accounts, 492  
 Receipts, 88  
 Trust fund accounts, 440  
 Travel Service, United States, 203  
 Treasury, Department of the:  
 Budget accounts, 372-383  
 Deposit fund accounts, 478-481  
 Receipts, 73-76  
 Trust fund receipts, 565  
 Treasury, United States, operating cash, 12, 571  
 Truman, Harry S Memorial Scholarship Foundation, 423  
 Trust fund receipts, by organizational unit, 565-566  
 Trust funds, contributions for, 13

## U

Unanticipated needs, Funds Appropriated to the  
 President, 145  
 Undistributed off-setting receipts, 45-47  
 Unemployment insurance, receipts from, 29  
 Unemployment trust fund, 335  
 United States Fish and Wildlife Service:  
 Budget accounts, 308-310  
 Trust fund accounts, 310  
 United States Friendship Commission, Japan:  
 Receipts, 87  
 Trust fund accounts, 434  
 United States Government Life Insurance Fund, 406  
 United States Information Agency, See: International  
 Communication Agency  
 United States Metric Board, 451  
 United States Postal Service, 495  
 United States Railway Association, 452  
 United States Tax Court:  
 Budget accounts, 124  
 Receipts, 49-50  
 Trust fund accounts, 124  
 United States Travel Service, 203  
 United States Treasury Monetary Assets, Other, 26  
 Urban Mass Transportation Administration, 365-366

## V

Veterans Administration:  
 Budget accounts, 402-407  
 Deposit fund accounts, 483  
 Receipts, 79-80  
 Trust fund accounts, 405-406  
 Veterans Special Life Insurance Fund, 406  
 Vice President, Official Residence of, 136  
 Voluntary Associations and Consumer  
 Protection, Neighborhoods, 295

Wage and Price Stability, Council on, 138  
 Washington Metropolitan Area Transit Authority, 428  
 Water and land conservation, 307  
 Water Quality, National Commission on, 449  
 Water Research and Technology, Office of, 306  
 Water Resources Council:  
 Budget accounts, 452-453  
 Receipts, 92  
 Trust fund accounts, 452-453  
 Water resources, land and, 300-306  
 White House Office, 136  
 Wiretapping and Electronic Surveillance, National  
 Commission for the Review of Federal and State  
 Laws Relating to, 449  
 Withheld taxes, clearing accounts for, by  
 organizational unit, 93  
 Women's 1975, National Commission on  
 Observance of International,  
 Budget accounts, 450-451  
 Trust fund accounts, 450  
 World Food and Agricultural Outlook and Situation  
 Board, 172

