

DEPARTMENT OF THE TREASURY  
FINANCIAL MANAGEMENT SERVICE  
WASHINGTON, D.C. 20227

OFFICIAL BUSINESS  
PENALTY FOR PRIVATE USE, \$300

FIRST-CLASS MAIL  
POSTAGE AND FEES PAID  
Department of the Treasury  
Permit No. G-4

## **Additional Financial Management Service Releases on Federal Finances**


*Sold on a subscription basis only (exceptions noted) by the Superintendent of Documents, U.S. Government Printing Office, Washington, D.C. 20402.*

**Consolidated Financial Statements of the United States Government** (annual). Provides information about Government financial operations on the accrual basis. Please call Order and Information desk at (202) 783-3238 for prices.

**Daily Treasury Statement.** Provides summary data on Treasury's cash and debt operations for the Federal Government. Published each Federal working day. Subscription price: \$463.00 per year (domestic), \$578.75 (foreign).

**Monthly Treasury Statement of Receipts and Outlays of the United States Government.** Provides Federal budget results, including receipts and outlays of funds, the surplus or deficit, and the means of financing the deficit or disposing of the surplus. Preparation based on agency reporting. Subscription price: \$35.00 per year (domestic), \$43.75 (foreign).

**Treasury Bulletin** (quarterly). Contains a mix of narrative, tables, and charts on Treasury issues, Federal financial operations, international statistics, and special reports such as Liabilities and Other Financial Commitments of the U.S. Government, and the U.S. Currency and Coin Outstanding and in Circulation. Compiled by Financial Management Service. Subscription price \$35.00 per year (domestic), \$43.75 per year (foreign); \$10.00 single issue.

Department of the Treasury  
Financial Management Service 

UNITED STATES  
GOVERNMENT

---

ANNUAL  
REPORT

---


FISCAL YEAR 1994  
APPENDIX




Compiled and Published by

Department of the Treasury  
Financial Management Service 

ISBN 0-16-042630-8



9 780160 426308



90000

For sale by the U. S. Government Printing Office  
Superintendent of Documents, Mail Stop: SSOP, Washington, DC 20402-9328  
ISBN 0-16-042630-8

UNITED STATES  
GOVERNMENT

---

ANNUAL  
REPORT

---

FISCAL YEAR 1994  
APPENDIX



Compiled and Published by  
*Department of the Treasury*  
**Financial Management Service** *fms*





Preface .....	1	Description of Accounts Relating to Cash Operations .....	3
---------------	---	--	---

**PART ONE  
FISCAL YEAR 1994 SUMMARY**

Summary General Ledger Account Balances .....	9
---	---

**PART TWO  
DETAILS OF RECEIPTS**

Table A – Receipts by Source Categories .....	15	Table C – Internal Revenue Receipts by States and Districts ...	41
Table B – Customs Collections of Duties by Districts .....	37		

**PART THREE  
DETAILS OF APPROPRIATIONS, OUTLAYS, AND BALANCES**

Legislative Branch .....	46	Commission on the Ukraine Famine .....	459
The Judiciary .....	66	Committee for Purchase from People who are Blind or Severely Disabled .....	459
Executive Office of the President .....	74	Commodity Futures Trading Commission .....	460
Funds Appropriated to the President .....	84	Community Management Staff .....	460
Department of Agriculture .....	110	Consumer Product Safety Commission .....	461
Department of Commerce .....	154	Corporation for National and Community Service .....	461
Department of Defense .....	168	Corporation for Public Broadcasting .....	462
Department of Education .....	216	Court of Veterans Appeals .....	462
Department of Energy .....	228	Defense Nuclear Facilities Safety Board .....	463
Department of Health and Human Services, Except Social Security .....	240	Delaware River Basin Commission .....	463
Department of Health and Human Services, Social Security .....	268	District of Columbia .....	463
Department of Housing and Urban Development .....	272	Equal Employment Opportunity Commission .....	464
Department of the Interior .....	288	Export-Import Bank of the United States .....	464
Department of Justice .....	320	Farm Credit Administration .....	465
Department of Labor .....	334	Farm Credit System Assistance Board .....	465
Department of State .....	344	Farm Credit System Financial Assistance Corporation .....	466
Department of Transportation .....	354	Farm Credit System Insurance Corporation .....	466
Department of the Treasury .....	392	Federal Communications Commission .....	467
Department of Veterans Affairs .....	408	Federal Deposit Insurance Corporation .....	467
Environmental Protection Agency .....	420	Federal Election Commission .....	468
General Services Administration .....	428	Federal Emergency Management Agency .....	469
National Aeronautics and Space Administration .....	436	Federal Financial Institutions Examination Council Appraisal Subcommittee .....	471
Office of Personnel Management .....	440	Federal Housing Finance Board .....	472
Small Business Administration .....	444	Federal Labor Relations Authority .....	472
Independent Agencies .....	448	Federal Maritime Commission .....	472
Action .....	448	Federal Mediation and Conciliation Service .....	473
Administrative Conference of the United States .....	448	Federal Mine Safety and Health Review Commission .....	473
Advisory Commission on Conferences in Ocean Shipping .....	449	Federal Trade Commission .....	474
Advisory Commission on Intergovernmental Relations .....	449	Franklin Delano Roosevelt Memorial Commission .....	474
Advisory Committee on Federal Pay .....	449	Harry S Truman Scholarship Foundation .....	474
Advisory Council on Historic Preservation .....	450	Institute of American Indian and Alaska Native Culture and Arts Development .....	475
American Battle Monuments Commission .....	450	Intelligence Community Staff .....	475
Appalachian Regional Commission .....	451	Interagency Council on the Homeless .....	475
Architectural and Transportation Barriers Compliance Board .....	452	International Cultural and Trade Center Commission .....	476
Arms Control and Disarmament Agency .....	452	International Trade Commission .....	476
Bary Goldwater Scholarship and Excellence in Education Foundation .....	453	Interstate Commerce Commission .....	476
Board for International Broadcasting .....	454	Interstate Commission on the Potomac River Basin .....	477
Central Intelligence Agency .....	454	James Madison Memorial Fellowship Foundation .....	477
Christopher Columbus Quincentenary Jubilee Commission .....	455	Japan-United States Friendship Commission .....	477
Christopher Columbus Fellowship Foundation .....	455	Joint Federal-State Commission on Policies and Programs Affecting Alaska Natives .....	478
Commission for the Preservation of America's Heritage Abroad .....	456	Legal Services Corporation .....	478
Commission of Fine Arts .....	456	Marine Mammal Commission .....	478
Commission on Agricultural Workers .....	457	Martin Luther King, Jr. Federal Holiday Commission .....	479
Commission on Civil Rights .....	457	Merit Systems Protection Board .....	479
Commission on National and Community Service .....	458	Morris K. Udall Scholarship and Excellence in National Environment Policy Foundation .....	480
Commission on the Bicentennial of the United States Constitution .....	458		

National Advisory Council on the Public Service .....	480	Office of Government Ethics .....	493
National Afro-American History and Culture Commission .....	480	Office of Navajo and Hopi Indian Relocation .....	494
National Archives and Records Administration .....	481	Office of Special Counsel .....	494
National Capital Planning Commission .....	482	Office of the Nuclear Waste Negotiator .....	494
National Commission on American Indian, Alaska Native, and Native Hawaiian Housing .....	482	Panama Canal Commission .....	495
National Commission on Financial Institutions Reform, Recovery and Enforcement .....	482	Pennsylvania Avenue Development Corporation .....	495
National Commission on Libraries and Information Science .....	483	Postal Service-Payments to the Postal Service .....	496
National Commission on Migrant Education .....	483	Postal Service .....	496
National Commission on Responsibilities for Financing Postsecondary Education .....	484	President's Commission on Catastrophic Nuclear Accidents ...	497
National Commission on Severely Distressed Public Housing ...	484	Railroad Retirement Board .....	497
National Council on Disability .....	484	Resolution Trust Corporation .....	499
National Credit Union Administration .....	485	Securities and Exchange Commission .....	499
National Education Goals Panel .....	486	Selective Service System .....	500
National Education Standards and Improvement Council .....	486	Smithsonian Institution .....	500
National Endowment for the Arts .....	486	State Justice Institute .....	502
National Endowment for the Humanities .....	487	Susquehanna River Basin Commission .....	502
Institute of Museum Services .....	488	Tennessee Valley Authority .....	503
National Labor Relations Board .....	488	Thomas Jefferson Commemoration Commission .....	503
National Mediation Board .....	489	United States Enrichment Corporation Fund .....	503
National Science Foundation .....	489	United States Holocaust Memorial Council .....	504
National Transportation Safety Board .....	491	United States Information Agency .....	504
Neighborhood Reinvestment Corporation .....	492	United States Institute of Peace .....	507
Nuclear Regulatory Commission .....	492	Washington Metropolitan Area Transit Authority .....	507
Nuclear Waste Technical Review Board .....	493	Water Resources Council .....	508
Occupational Safety and Health Review Commission .....	493	Accounts with Negative Balances at end of Fiscal Year 1994 .....	516
		Index .....	533

## PREFACE

The requirements for the preparation of a report on receipts and outlays of the Government originated with Article I, Section 9 of the Constitution of the United States, which provides in part that "No Money shall be drawn from the Treasury, but in Consequence of Appropriations made by law; **and a regular Statement and Account of the Receipts and Expenditures of all public Money shall be published from time to time.**" (Emphasis provided). This requirement was followed by a standing order of the House of Representatives, dated December 31, 1791, which required an annual report on receipts and outlays of the Government. This requirement was superseded by the following:

• 31 U.S.C. 331(c) provides, "On the first day of each regular session of Congress, the Secretary shall submit to Congress a report for the prior fiscal year on the total amount of public receipts and public expenditures listing receipts, when practicable, by ports, districts, and states and the expenditures by each appropriation."

• 31 U.S.C. 3513(a) provides, "The Secretary of the Treasury shall prepare reports that will inform the President, the Congress, and the public of the financial operations of the United States Government."

This statement is recognized as the official publication of the details of receipts and outlays with which all other reports containing similar data must be in agreement. It is used by the Congressional Budget Office in serving the needs of Congress; the Office of Management and Budget in reviewing the President's Budget programs; the General Accounting Office in performing its audit activities; the various departments and agencies of the Government in reconciling their accounts; and the general public in continually reviewing the operations of their Government. Other reports prepared by the Department of the Treasury that contain related information include: **The Daily Treasury Statement; Monthly Treasury Statement of Receipts and Outlays of the United States Government; and the Treasury Bulletin.**



---

---

**DESCRIPTION OF ACCOUNTS RELATING TO CASH OPERATIONS**

The classes of accounts maintained in connection with the cash operation of the Federal Government, exclusive of public debt operations, include: (1) The accounts of fiscal officers or agents, collectively, who receive money for deposit in the U.S. Treasury or for the authorized disposition or who make expenditures by drawing checks on the Treasury of the United States or by effecting payments in some other manner; (2) the accounts of administrative agencies which classify receipt and outlay transactions according to the individual receipt, appropriation, or fund account; and (3) the accounts of the Treasury of the United States which office is responsible for the receipt and custody of money deposited by fiscal officers or agents, for the payment of checks drawn on the Treasury, and the payment of public debt securities redeemed. A set of central accounts is maintained in the Department of the Treasury for the purpose of consolidating financial data reported periodically from these three sources in order to present the results of cash operations in central financial reports, for the Government as a whole, and as a means of internal control.

The central accounts relating to cash operations disclose monthly and fiscal year information on: (1) the Government's receipts by principal sources, and its outlays according to the different appropriations and other funds involved; and (2) the cash transactions, classified by types, together with certain directly related assets and liabilities which underlie such receipts and outlays. Accounting for receipts is on the basis of collections, accounting for outlays is on the basis of checks issued and cash payment made (cash basis). However, the interest on the public debt, public issues, is on the accrual basis while the interest on special issues is on the cash basis. The structure of the accounts provides for a reconciliation, on a firm accounting basis, between the published reports of receipts and outlays for the Government as a whole and changes in the Treasury cash balance by means of such factors as checks outstanding, deposits in transit, and cash held outside the Treasury. Within the central accounts, receipt and outlay accounts are classified as described in the following paragraphs.

**Budget Receipt and Outlay Accounts**

**General fund receipt accounts** – General fund receipt accounts are credited with all receipts which are not earmarked by law for a specific purpose. General fund receipts consist principally of internal revenue collections, which include income taxes, excise taxes, estate, gift, and employment taxes. The remainder consist of customs duties and a large number of miscellaneous receipts, including fees for permits and licenses, fines, penalties, and forfeitures; interest and dividends; rentals; royalties; and sale of Government property.

**Special fund receipt accounts** – Special fund receipt accounts are credited with receipts from specific sources which are earmarked by law for a specific purpose but which are not generated from a cycle of operations. The Congress may appropriate these receipts on an annual basis or for an indefinite period of time. Examples of special fund receipts are those arising from rents and royalties under the Mineral Leasing Act, the revenue from visitors to Yellowstone National Park, the proceeds of the sale of certain timber and reserve lands, and other receipts authorized to be credited to the reclamation fund.

**General fund expenditure accounts** – General fund expenditure accounts are established to record amounts appropriated by the Congress to be expended for the general support of the Government. Such accounts are classified according to the limitations that are established by the Congress with respect to the period of availability for obligation of the appropriation, as 1-year, multiple-year, or "no-year" (without a time limit), and with respect to the agency authorized to enter into obligations and approve outlays.

**Special fund expenditure accounts** – Special fund expenditure accounts are established to record appropriated amounts of special fund receipts to be expended for special programs in accordance with specific provisions of law. These accounts are generally available without time limit, but may also be subject to time limitations as in the case of general fund accounts.

**Revolving fund accounts** – These are funds authorized by specific provisions of law to finance a continuing cycle of operations in which outlays generate receipts, and the receipts are available for outlay without further action by Congress. They are classified as (a) public enterprise funds where receipts come primarily from sources outside the Government and (b) intragovernmental funds where receipts come primarily from other appropriations or funds. These accounts are usually designated as "no-year" accounts, i.e., they are without limitation as to period of availability for outlay. Examples of public enterprise revolving funds are the Tennessee Valley Authority and the Commodity Credit Corporation. Examples of intragovernmental revolving funds are the General Supply Fund administered by the General Services Administration and the Government Printing Office Revolving Fund.

**Consolidated working fund accounts** – These are accounts established to receive (and subsequently disburse) advance payment from the agencies or bureaus pursuant to Section 601 of the Economy Act (31 U.S.C. 1535) or other provisions of law. Consolidated working funds may be credited with advances from more than one appropriation for the procurement of goods or services to be furnished by the performing agency with the use of its own facilities within the same fiscal year. Outlays recorded in these accounts are stated net of advances credited and are classified under the agencies administering the Accounts. The accounts are subject to the fiscal year limitations of the appropriations or funds from which advanced.

**Management fund accounts** – These are working fund accounts authorized by law to facilitate accounting for and administration of intragovernmental activities (other than a continuing cycle of operations) which are financed by two or more appropriations. This classification is also often applied to the consolidated working funds for interagency activities described above.

**Trust fund accounts** – These are accounts maintained to record the receipt and outlay of moneys held in trust by the Government for use in carrying out specific purposes or programs in accordance with the terms of a trust agreement or statute. The receipts of many trust funds, especially the major ones, not needed for current payments, are invested in public debt and Government Agency securities. Generally, trust fund accounts consist of separate receipt and outlay accounts, but when the trust corpus is established to perform a business-type operation, the fund entity is called a "trust revolving fund" and a combined receipt and outlay account is used. Some of the major trust fund accounts are the Federal old-age and survivors insurance trust fund, Unemployment trust fund, Civil service retirement and disability trust fund, the National service life insurance trust fund, and the Highway trust fund.

**Transfer appropriations accounts** – These accounts are established to received (and subsequently disburse) allocations which are treated as non-expenditure transactions at the time the allocation is made including certain transfers under Section 601 of the Economy Act (31 U.S.C. 1535), and similar provisions of law.

### EXPLANATION OF TRANSACTIONS AND BASES OF FIGURES

As indicated in the "Table of Contents," the **United States Government Annual Report Appendix** consists of: Part one – Fiscal year summary statement; Part Two – Details of receipts; and Part Three – Details of appropriations, outlays, and balances.

#### Part One: Fiscal year Summary

Part One consists of a summary statement representing the Federal Government's General Ledger Account Balances.

#### Part Two: Details of Receipts

Part Two of this report contains the detail of internal revenue, customs, and miscellaneous receipts. Internal revenue and customs receipts are included in this report on the basis of reports of collections, which means they are reported as of the time that the cash received is placed under accounting control. Other receipts of the Government are reported on a collections received basis. Revolving fund and management fund receipts, reimbursements, and refunds of moneys previously expended are not included in the receipt tables but are deducted from gross outlays.

#### Part Three: Details of Appropriations, Outlays, and Balances

Part Three of this report contains the detailed tabulations of outlay accounts, by organizational unit, showing the various transactions that relate to such accounts which affect the budget surplus or deficit of the Government. The accounts are arranged according to general, special, revolving, management and trust funds; showing the titles, period of availability, and account symbols. Following are explanations of the column headings in the tabulations.

**1. Balances beginning of fiscal year** – The amounts shown in the first money column represent ending balances as of the close of the preceding fiscal year. An analysis of the total of these balances, expressed in terms of Fund Resources and Fund Equities, is presented on the basis of reports of the administrative agencies, submitted on Treasury FMS Form 2108, Year-End Closing Statement, in accordance with the Treasury Financial Manual.

Fund Resources include:

- a. Undisbursed balances (by fiscal year account).
- b. Investments in Federal securities – The amounts represent investment holding (as par value) of Government accounts in public debt and agency securities.
- c. Unfunded contract authority – These amounts represent unused authority.
- d. Funds held outside the Treasury – These amounts represent cashier funds.
- e. Borrowing authority – Borrowing authority may be classified as either "definite" or "indefinite." Definite authority to borrow is stated by law as a specific aggregate sum that cumulative borrowings cannot exceed. Indefinite borrowing authority is categorized as either (1) unlimited borrowing authority—whereby the law allows the agency to borrow as needed or (2) authority set by legislative ceiling – whereby the law allows the agency to borrow as needed but sets a specific dollar limit on the amount outstanding at any one time. For accounts with definite borrowing authority, these amounts represent unused authority. For accounts with indefinite borrowing authority, these amounts represent those unpaid obligations covered by borrowing authority at the beginning of the fiscal year.
- f. Accounts receivable – These amounts represent receivable which, when collected will be credited directly to the appropriation or fund, and are reported as deductions to unpaid obligations. Such amounts consist of reimbursements earned and refunds receivable, i.e., amounts earned (both billed and unbilled) for accomplished delivery or performance as of September 30, overpayment refund receivables, travel advances and other advances which did not liquidate specific obligations, e.g. advances to General Service Administration Supply Fund are included.
- g. Unfilled customer orders – These amounts consist of undelivered customer orders to the extent that they represent valid obligations recorded by the ordering agency for those appropriations using an authority to obligate anticipated reimbursements. The amount shown for an annual appropriation covers only those orders for which valid obligations were incurred under such annual account or orders for common-use items to be delivered from stock in accordance with 32 Comp. Gen. 436.

Fund Equities include:

- a. Unobligated balance – Amounts reported in this column represent unobligated balances of no-year and multiple-year accounts for which authority to obligate has not expired and fiscal year accounts for which authority to obligate has expired.
- b. Accounts payable – These amounts represent liabilities for goods and services received as of September 30, representing valid obligations supported by documentary evidence.
- c. Undelivered orders – These amounts represent orders for goods and services remaining undelivered as of September 30, representing valid obligations supported by documentary evidence, for which the liability has not yet accrued.

#### 2. Appropriations and other obligational authority

a. Appropriations—Article I, Section 9, of the constitution of the United States, provides in part the "No Money shall be drawn from the Treasury, but in Consequence of Appropriations made by Law. . . ." The appropriations included in this report are the amounts which Congress authorized to be established for the fiscal amounts which agencies may obligate during the time period specified in the respective appropriations acts. In some instances, the Congress reappropriates part or all of the unobligated balances of prior-year appropriations which would otherwise expire. In other instances, the Congress authorizes the transfer of obligational authority particular appropriation accounts and are explained by applicable footnotes. The appropriations are classified to show the amounts appropriated from an organizational standpoint, and are shown in the second money column.

b. Contract authorities – contract authorities represent a grant of authority by the Congress to incur obligations prior to the enactment of appropriations. Contract authority does not, in itself, permit the spending of money. It must be allowed by an appropriation to permit payment of the obligations incurred thereunder. New contract authority granted during the fiscal year is shown in the second money column. Appropriations enacted for the fiscal year to liquidate such authority are included in this column as current year appropriations with a corresponding decrease to unfunded contract authority.

c. Authority to borrow from the Treasury and the Public – In some instances, the Congress grants authority to Government corporations or agencies to make outlays from funds to be borrowed from the Secretary of the Treasury or from the Public. In the case of borrowings from the Treasury, the Secretary is directed to use proceeds from the sale of public debt securities. Legislation is generally specific with respect to the amount of money that can be advanced by the Treasury to each corporation or agency and often requires that the borrowing transactions be accomplished by the issuance of formal notes of the agency. A few agencies of the Government are authorized by law to issue their own securities to the public. Before issuing these securities, the agencies are required to secure approval from, or consult with the Secretary of the Treasury with respect to terms of the borrowing and timing thereof. Such borrowings and repayment of borrowings from the Treasury or the public represent financing transactions and, therefore, do not affect the budget surplus or deficit. (Note: The Federal Financing Bank, created by Public Law 93-224, (87 Stat. 937), dated December 29, 1973, for the purpose of consolidating the market financing of other Federal agencies, such as the U.S. Postal Service, the Export-Import Bank of the United States, the Tennessee Valley Authority and others, similarly does not affect the budget surplus or deficit.) Increases and rescissions in borrowing authority during the fiscal year are shown in the second money column.

**3. Transfers, borrowings, and investments (net)**

a. The transfers shown in the third money column are, in the majority of cases, for the benefit of the advancing appropriation accounts, and outlays from such transfer appropriations accounts are associated with the account to which the funds were originally made available.

b. Other transactions shown in this column include the following:

- (1) Borrowings – representing the net amount of actual borrowings made during the fiscal year.
- (2) Investments – representing the net par value of purchases and sale of public debt and Government agency securities.
- (3) Cashier funds – representing net cash advances to government cashiers.

**4. Outlays (net)** – The outlays shown in the fourth money column are reported generally on the basis of checks issued by Government disbursing officers net of collections. Certain modifications of this basis are described as follows:

- a. Interest on public issues of the public debt is on an accrual basis; interest on special issues is on a cash basis.
- b. Where payment is made in cash rather than by check, the cash payment is the outlay.
- c. Certain outlays of an intragovernmental nature do not require the issuance of checks; for example, charges made against appropriations representing a part of employees' salaries which are withheld for individual income taxes and for savings bond allotments.

Outlays are stated net of collections representing reimbursements as authorized by law, refunds of money previously expended, and receipts of revolving and management funds. In this connection, public debt or agency securities which are acquired in lieu of other properties, or donated, are considered as "constructive" receipt of cash and therefore, the par amounts of such securities are included as receipts (reductions of outlays) of the acquiring agency.

**5. Balances withdrawn and other transactions** – The fifth money column includes net transactions for several types of activities as follows:

- a. Unobligated balances withdrawn – Represents amounts for obligations that are no longer valid and have been deobligated and canceled.
- b. Unexpended balances withdrawn – Represents reductions of appropriations pursuant to 2 U.S.C. 102a which provides that the unexpended balances of appropriations which are subject to disbursement by the Secretary of the Senate or the Clerk of the House of Representatives shall be withdrawn as of September 30, of the second fiscal year following the year for which provided.
- c. Unobligated balances canceled – Represents the unobligated balances canceled pursuant to 31 U.S.C. 1552(a) which provides that "On September 30th of the 5th fiscal year after the period of availability for obligations of a fixed appropriation account ends, the account shall be closed and any remaining balance (whether obligated or unobligated) in the account shall be canceled and thereafter shall not be available for obligation or expenditure for any purpose.
- d. Capital transfers – Represents nonexpenditure transfers from revolving funds on account of repayment of investment or distribution of earnings.
- e. Adjustments to borrowing authority – represents a reductions in borrowing authority when fund resources other than borrowings were used or are available to liquidate or cover unpaid obligations.
- f. Changes in receivables, payables, undelivered orders, unfilled customer orders, and unobligated balances.

**6. Balances end of fiscal year** – These year-end balances represent the column 1 (opening) balances as adjusted by the transactions in columns 2, 3, 4 and 5. As such, these figures become the opening balances for the succeeding fiscal period unless otherwise footnoted (i.e. September 30, 1991 closing balances will be the corresponding opening balances for fiscal year 1992). The closing balances of accounts with borrowing authority represent either (1) definite borrowing authority – unused borrowing authority at the close of the fiscal year or (2) indefinite borrowing authority – the amount equal to those unpaid obligations covered by borrowing authority at the close of the fiscal year.

**Off-Budget Federal Entities** – Pursuant to the Balance Budget and Emergency Deficit Control Act of 1985 (Public Law 99- 177), those entities that were formerly off-budget are now included in the budget totals. This same legislation shifted Social Security (the Federal Old-Age Survivors Insurance Trust Fund and the Federal Disability Insurance Trust Fund) off-budget. The budgetary presentations shows total federal receipts, outlays, and surpluses or deficits including Social Security, and also shows separately the on-budget and off-budget components.





# **PART ONE**

---

---

## **FISCAL YEAR 1994 SUMMARY**

---

---

Summary General Ledger Account Balances



SCHEDULE 1 - UNITED STATES SUMMARY GENERAL LEDGER ACCOUNT BALANCES

Item	Balance September 30, 1994	Balance September 30, 1993	Net Change
<b>ASSET ACCOUNTS</b>			
Cash and monetary assets:			
U.S. Treasury operating cash: <sup>1</sup>			
1009 U.S. Treasury operating cash - tax and loan note accounts	29,093,961,910.54	35,216,997,451.02	-6,123,035,540.48
1010 U.S. Treasury operating cash - Federal Reserve account	6,848,042,639.43	17,288,946,145.24	-10,440,903,505.81
Balance	35,942,004,549.97	52,505,943,596.26	-16,563,939,046.29
Special drawing rights:			
1420 Total holdings of special drawing rights	9,971,003,696.33	9,202,914,139.90	768,089,556.43
1425 SDR certificates issued to Federal Reserve banks	-8,018,000,000.00	-8,018,000,000.00	0.00
Balance	1,953,003,696.33	1,184,914,139.90	768,089,556.43
Reserve position on the U.S. quota in the IMF:			
U.S. subscription to the International Monetary Fund:			
1410 Investment in the International Monetary Fund, direct quota payments	31,762,039,205.59	31,762,039,205.59	0.00
1411 Investment in the International Fund, maintenance of value adjustments	7,162,898,356.71	5,863,613,435.78	1,299,284,920.93
1416 Due International Monetary Fund for subscriptions and drawings (letter of credit)	-25,923,125,368.07	-25,513,912,116.91	-409,213,251.16
1418 Receivable/Payable (-) for interim maintenance of value adjustments	-836,867,706.78	89,682,597.48	-926,550,304.26
1422 Dollar deposits with the International Monetary Fund	-96,312,625.38	-98,027,113.86	1,714,488.48
Balance	12,068,631,862.07	12,103,396,008.08	-34,764,146.01
Loans to the International Monetary Fund:			
1450 Loans to the International Monetary Fund	-10.04	-10.04	0.00
Other cash and monetary assets:			
1011 Other U.S. Treasury monetary assets	415,310,893.01	432,934,336.97	-17,623,443.96
1015 General Depositories - Deferred Accounts	8,100,630.29	11,413,357.47	-3,312,727.18
1021 Transit account, Other U.S. Treasury monetary assets	16,979,341.93	15,150,800.28	1,828,541.65
1040 Mutilated Paper Currency held by the Bureau of Engraving and Printing	2,196,082.64	5,459,247.54	-3,263,164.90
1041 Transit Account, Mutilated paper currency	-253,984.87	-241,259.87	-12,725.00
1050 Bureau of Engraving and Printing Accountability for U.S. Notes	39,054,700.00	37,716,916.00	1,337,784.00
1060 U.S. Treasury Time Deposits - foreign depositories	28,460,000.00	29,215,000.00	-755,000.00
1062 U.S. Treasury Time Deposits, Domestic Depositories	201,084,961.27	102,483,000.00	98,601,961.27
1064 U.S. Treasury Time Deposits, Lock-box Depositories	0.00	-2,145,000,000.00	2,145,000,000.00
1066 U.S. Treasury Time Deposits, Credit Card Depositories	0.00	2,145,000,000.00	-2,145,000,000.00
1068 U.S. Treasury Time Deposits, Suspense	133,943,999.99	253,246,999.99	-119,303,000.00
1070 U.S. Treasury Time Deposits, 2% depository bonds	-1,357,000.28	-1,357,000.28	0.00
1210 Cash - accountability of disbursing and collecting officers	19,156,330,180.68	20,062,807,781.46	-906,477,600.78
1212 Undeposited collections and unconfirmed deposits (agencies reporting transactions on SF-224 - Revised)	1,418,197,893.27	1,451,608,153.82 r	-33,410,260.55
1217 Transit account - transfers of cash - U.S. Disbursing Officers	-1,424,240.15	8,488,398.91	-9,912,639.06
Total other cash and monetary assets	21,416,623,457.78	22,408,925,732.29 r	-992,302,274.51
Total cash and monetary assets	71,380,263,556.11	88,203,179,466.49 r	-16,822,915,910.38
Guaranteed Loan Financing			
1452 Net activity, Guaranteed Loan Financing	-9,806,021,503.35	-6,319,570,989.81	-3,486,450,513.54
Direct Loan Financing			
1454 Net activity, Direct Loan Financing	12,726,257,815.47	6,862,171,618.33	5,864,086,197.14
Miscellaneous asset accounts:			
1012 U.S. Treasury miscellaneous assets	45,433,228.64	21,313,500.04	24,119,728.60
1013 Foreign depository banks, Unclassified items	649,647.38	649,647.38	0.00
1016 Federal Reserve banks, Deferred items	209,709,673.33	150,242,982.71	59,466,690.62
1017 Federal Reserve Banks Unclassified, Deferred items	0.00	0.00	0.00
1018 Transit Account - Transfer of Cash between Federal Reserve Banks	2,256,088.56	2,177,210.13	78,878.43
1019 Treasury Offices, Unclassified items	0.00	0.00	0.00
1022 Transit account, U.S. Treasury miscellaneous assets	8,446,666.13	-138,469,609.88	146,916,276.01
1043 Transit account, U.S. Treasury - owned gold	33,784.33	148,867,988.80	-148,834,204.47
1053 U.S. Treasury - owned gold	11,054,025,755.42	11,056,168,263.80	-2,142,508.38
1054 Gold Certificate Fund, Board of Governors of the Federal Reserve System <sup>2</sup>	-11,054,035,318.40	-11,056,683,139.01	2,647,820.61

## SCHEDULE 1 - UNITED STATES SUMMARY GENERAL LEDGER ACCOUNT BALANCES — Continued

Item	Balance September 30, 1994	Balance September 30, 1993	Net Change
1414 Receivable (Net) on U.S. Savings Bond Agent Adjustments	-10,992.72	-5,633,942.20	5,622,949.48
1423 U.S. currency with the International Monetary Fund	96,312,625.38	98,027,113.86	-1,714,488.48
1610 Receivable on overissues of registered interest checks, U.S. Treasury securities	19,445.21	76,914.40	-57,469.19
1612 Receivable on overpayment on public debt interest (coupon and book-entry), U.S. Treasury securities	127,511.86	9,971.64	117,540.22
1620 Receivable on erroneous redemptions of public debt principal, U.S. Treasury securities	4,822,312.74	3,643,908.41	1,178,404.33
1630 Receivable on forged U.S. Government checks	1,681,634.77	1,663,433.83	18,200.94
1640 Receivable for double payment of U.S. Government checks	42,122,368.83	42,122,368.83	0.00
1655 Receivable for double payment of incorrect substitute U.S. Government checks	-13,449,660.21	67,936,823.38	-81,386,483.59
1658 Receivable for forged and double payment of U.S. Government checks, pending administrative disposition	-508,072.86	-508,072.86	0.00
1660 Receivables from Federal Reserve Banks for Declinations of U.S. Government checks	8,305,133.57	8,305,133.57	0.00
1670 Receivable for forged, or incorrect payment of all U.S. Government checks	-25,029,400.41	-23,601,143.64	-1,428,256.77
1810 Deferred charge/credit, Loans to the International Monetary Fund	11,861,849.89	11,861,849.89	0.00
1840 Deposits in transit to the Treasury account	256,186,205.02	749,430,981.23	-493,244,776.21
1845 Deposits in transit differences (suspense)	-162,786,879.27	-162,786,879.27	0.00
1849 Undistributed deposits in transit differences	0.00	0.00	0.00
1869 Deposit in suspense, Electronic Funds Transfer	-164,073,180.15	-33,634,847.84	-130,438,332.31
1871 Transit account-unclassified receipts, Electronic Funds Transfer	-1,997,479,175.98	-1,997,479,175.98	0.00
1875 Undistributed disbursing transactions (agencies reporting on Statement of Transactions, SF-224 - Revised)	189,482,803.09	285,434,595.41 r	-95,951,792.32
1877 Cash receivable, Federal Tax Deposits, Internal Revenue Service	100,715,902.89	48,895,869.97	51,820,032.92
1890 Transit Account - Foreign Restorations, TFCS	-350,437.26	85,554,438.45	-85,904,875.71
Total miscellaneous asset accounts	-1,385,530,480.22	-636,413,814.95 r	-749,116,665.27
Total asset accounts	72,914,969,380.01	88,109,366,280.06 r	-15,194,396,892.05
<b>EXCESS OF LIABILITIES</b>			
Budget and off-budget financing:			
3010 Accumulated excess of liabilities	3,219,490,650,222.42	2,964,535,392,796.17 r	254,955,257,426.25
3040 Total receipts (on Budget/off Budget)	-1,257,452,506,516.75	-1,153,226,156,547.87 r	-104,226,349,968.88
3045 Total outlays (on Budget/off Budget)	1,461,067,369,868.34	1,408,531,965,578.31 r	52,535,404,290.03
Total budget and off-budget financing	3,423,105,513,574.01	3,219,841,201,826.61 r	203,264,311,747.40
Transactions not applied to current year's surplus or deficit:			
3080 Seigniorage - transactions not applied to current fiscal year's budget surplus or deficit	-693,239,534.01	-350,532,611.11	-342,706,922.90
3081 Profit on the sale of gold	-21,379,006.86	-18,993.08	-21,360,013.78
3083 Proceeds from sale of loan assets with recourse	0.00	0.00	0.00
3084 Net gain/loss for IMF Loan valuation adjustment	0.00	0.00	0.00
3087 Receipts from cancelled checks - limited payability	0.00	0.00	0.00
Total transactions not applied to current year's surplus or deficit	-714,618,540.87	-350,551,604.19	-364,066,936.68
Total excess of liabilities (+) or assets (-)	3,422,390,895,033.14	3,219,490,650,222.42 r	202,900,244,810.72
Total assets and excess of liabilities	3,495,305,864,421.15	3,307,600,016,502.48 r	187,705,847,918.67
<b>LIABILITY ACCOUNTS</b>			
Borrowing from the public:			
Public Debt securities, issued under general Financing authorities:			
Obligations of the United States, issued by:			
8410 Principal of outstanding U.S. Treasury securities	4,677,751,651,461.87	4,396,490,624,587.93	281,261,026,873.94
8412 Principal of outstanding Federal Financing Bank securities	15,000,000,000.00	15,000,000,000.00	0.00
Total public debt securities	4,692,751,651,461.87	4,411,490,624,587.93	281,261,026,873.94
Plus Premium on Public Debt Securities:			
8040 Deferred interest (premium) on public debt subscriptions, U.S. securities	1,332,576,822.49	1,372,831,342.25	-40,254,519.76
Less			
Discount on Public Debt Securities:			
1818 Deferred interest (discount) on U.S. Treasury Bills	0.00	0.00	0.00
1820 Deferred interest (discount) on U.S. Treasury notes and bonds	0.00	0.00	0.00

SCHEDULE 1 - UNITED STATES SUMMARY GENERAL LEDGER ACCOUNT BALANCES -- Continued

Item	Balance September 30, 1994	Balance September 30, 1993	Net Change
8322 Deferred interest (discount) on government account series	-1,240,614,666.40	-12,784,905,725.03	11,544,291,058.63
8318 Deferred Interest (discount) on U.S. Treasury Bills	-10,437,290,584.64	-6,603,174,204.50	-3,834,116,380.14
8320 Deferred Interest (discount) on U.S. Treasury Notes and Bonds	-66,952,999,362.57	-67,009,298,455.30	56,299,092.73
Total Discount on Public Debt Securities	78,630,904,613.61	86,397,378,384.83	-7,766,473,771.22
Total public debt securities net of premium and discount	4,615,453,323,670.75	4,326,466,077,545.35	288,987,246,125.40
Agency securities, issued under special financing authorities			
8420 Principal of outstanding agency securities	28,542,677,457.59	24,877,228,867.11 r	3,665,448,590.48
Total Federal securities	4,643,996,001,128.34	4,351,343,306,412.46 r	292,652,694,715.88
Deduct:			
Federal securities held as investments of government accounts			
8440 Investment of certain deposit funds	1,344,526,000.00	1,296,796,000.00	47,730,000.00
8442 Investment of government accounts in public debt securities	1,211,741,958,611.92	1,115,442,546,874.31 r	96,299,411,737.61
8444 Investment of government accounts in agency securities	17,977,400.00	21,335,750.00	-3,358,350.00
Total Federal securities held as investments of government accounts	1,213,104,462,011.92	1,116,760,678,624.31 r	96,343,783,387.61
Less			
Discount on Federal Securities:			
8321 Discount on federal securities held as investment in government accounts	1,683,672,897.40	12,771,515,863.12 r	-11,087,842,965.72
Net Federal securities held as investments of government accounts less discount	1,211,420,789,114.52	1,103,989,162,761.19 r	107,431,626,353.33
Total borrowing from the public	3,432,575,212,013.82	3,247,354,143,651.27 r	185,221,068,362.55
Accrued interest payable to the public:			
8045 Accrued public debt interest payable	43,069,595,827.75	43,814,743,860.79	-745,148,033.04
8720 Accrued Interest Payable on Exchanges of Deferred Public Debt Subscriptions, United States Treasury Securities	217,901,069.73	3,979,037.35	213,922,032.38
Total, accrued interest payable to the public	43,287,496,897.48	43,818,722,898.14	-531,226,000.66
Allocations of special drawing rights:			
8240 Allocations of special drawing rights	7,189,480,048.01	6,949,500,651.76	239,979,396.25
Deposit funds:			
8220 Deposit funds unexpended	7,315,979,617.98	6,249,183,039.69 r	1,066,796,578.29
Miscellaneous liability accounts:			
8010 Corporate securities and interest checks outstanding	46,352.40	38,351.88	8,000.52
8012 Transit account - Symbol Serial Payment Edit Discrepancies on U.S. Treasury Checks	-294,634.73	-65,426.30	-229,208.43
8013 Transit account - Payment amount discrepancies on U.S. Treasury checks	-106,323,767.67	-6,402,907.05	-99,920,860.62
8014 Transit account - Payment of U.S. Treasury checks without issue data	-10,584,379,856.12	-10,644,777,926.40	60,398,070.28
8015 Disbursing officers checks outstanding - unfunded accounts of four-digit symbols	26,241,089,794.83	25,261,425,592.95	979,664,201.88
8016 Transit account - Payment of U.S. Treasury Checks pending archive retrieval (Preferred Payments)	-168,045,365.25	-167,948,731.48	-96,633.77
8017 Transit account - Adjustment of U.S. Treasury check payments with Federal Reserve Banks	-1,085,857,362.13	-441,575,236.36	-644,282,125.77
8018 Transit Account- Uncollectible Payment amount Discrepancies on U.S. Treasury Checks	-4,939.12	-734.79	-4,204.33
8023 Proceeds of supplemental security income checks unnegotiated for 180 days/6 months	0.00	0.00	0.00
8025 Coinage Metal Accounts Payable	23,486,778.90	5,014,393.85	18,472,385.05
8030 Disbursing officer's payments, Electronic Funds Transfer	294,923.45	294,923.45 r	0.00
8033 Postal money orders outstanding	724,256,451.24	542,105,615.53 r	182,150,835.71
8035 Payment vouchers on letters of credit outstanding	-99,524,914.25	-145,206,303.94	45,681,389.69
8039 Suspense Account - transit items	15,997,989.11	15,997,989.11	0.00
8042 Deferred Receipt and outlay transactions U. S. Postal Service	0.00	0.08	-0.08
8056 Transfer of unprocessed U.S. Treasury checks - unclassified	-540,471,085.56	-428,361,395.21	-112,109,690.35
8060 Transit account - unclassified charges, Electronic Funds Transfer	-2,028,627,760.26	-2,028,627,760.26 r	0.00

## SCHEDULE 1 - UNITED STATES SUMMARY GENERAL LEDGER ACCOUNT BALANCES — Continued

Item	Balance September 30, 1994	Balance September 30, 1993	Net Change
8061 Transit account - unclassified receipts and outlays telegraphic reports	76,634,547.96	58,015,703.27	18,618,844.69
8063 Transit account - checks on U.S. Treasury cashed - unclassified	-1,362,688,092.62	-1,172,555,588.90	-190,132,503.72
8071 Transit Account-Check, Returned Items LP Data	-135,445,389.59	0.00	-135,445,389.59
8073 Transfer of U.S. Treasury check data	-5,769,625,501.01	-7,448,573,075.46	1,678,947,574.45
8074 Transit account - Transfer of Symbol - Serial Misreads between CP&R Systems	599,547.06	601,357.80	-1,810.74
8075 Adjustment of U.S. Treasury check data	-31,659,759.07	-18,526,792.04	-13,132,967.03
8079 U.S. Treasury check data, suspense	0.00	0.00	0.00
8084 Suspense Items, Invalid Agency Location Codes	0.00	0.00	0.00
8115 Transit Account, Restoration Adjustments	0.00	0.00	0.00
8116 Cash-Link Miscellaneous Transfers	0.00	0.00	0.00
8117 Transit Account, Unprocessed - Cash-Link Restorations	0.00	0.00	0.00
8118 Cash-Link ACH Transfers	-200,574,214.41	-168,170,595.49	-32,403,618.92
8119 Cash-Link FRB Book Entry Transfers	0.00	0.00	0.00
8825 Deferred Unclassified Transactions, Department of Defense	2,560.80	2,560.80	0.00
8869 Transit account - statement of accountability (Department of Defense - Air Force)	-2,121.40	-2,121.40	0.00
8871 Transit account - Statement of accountability (Department of Defense - Army)	-6,763,372.20	51,843,359.46	-58,606,731.66
8873 Transit account - discrepancies in U.S. Disbursing Officers' accounts <sup>3</sup>	557,830.45	561,698.11	-3,867.66
8875 Transit Account-Exchange Receipts and Payments by United States Disbursing Offices <sup>3</sup>	0.00	-142.97	142.97
8877 Transit account - payments by one disbursing officer for account of another disbursing officer, Division of Disbursement and U.S. Disbursing Officers - not yet classified	-24,982,796.95	-36,640,546.62	11,657,749.67
Total miscellaneous liability accounts	4,937,695,843.86	3,228,466,261.62 r	1,709,229,582.24
Total liability accounts	3,495,305,864,421.15	3,307,600,016,502.48 r	187,705,847,918.67

<sup>1</sup> Major sources of information used to determine Treasury's operating cash include the Daily Balance Wires from Federal Reserve Banks, reporting from the Bureau of the Public Debt, electronic transfers through the Treasury financial communications system and reconciling wires from Internal Revenue Service Centers. Operating cash is presented on a modified cash basis, deposits are reflected as received and withdrawals are reflected as processed.

<sup>2</sup> Difference between Gold and Gold Certificates represents Gold sales and purchases which were reported by U.S. Mint Offices in September but were reported as monetized to certificates until October 1994.

<sup>3</sup> U.S. Disbursing Officer in Bangkok symbol 6202.

r Revised

## **PART TWO**

---

---

### **DETAIL OF RECEIPTS**

---

---

Table A - Receipts by Source Categories

Table B - Customs Collections of Duties by  
Districts and Ports

Table C - Internal Revenue Receipts by  
State and Districts





**TABLE A - RECEIPTS BY SOURCE CATEGORIES**

CLASSIFICATION	RECEIPT SYMBOL	RECEIPTS OFFSET AGAINST OUTLAY	CLASSIFICATION	RECEIPT SYMBOL	RECEIPTS OFFSET AGAINST OUTLAY
<b>BUDGET RECEIPTS</b>			<b>SOCIAL INSURANCE TAXES AND CONTRIBUTIONS</b>		
<b>INDIVIDUAL INCOME TAXES:</b>			<b>EMPLOYMENT TAXES AND CONTRIBUTIONS</b>		
WITHHELD INDIVIDUAL INCOME AND FICA TAXES	0101	\$459,433,178,011 31	FEDERAL OLD-AGE AND SURVIVORS INSURANCE:		
WITHHELD INDIVIDUAL INCOME AND FICA TAXES, (SUSPENSE)	F0101		TRANSFERS FROM GENERAL FUND OF AMOUNTS EQUAL TO FICA TAXES, FEDERAL OLD-AGE AND SURVIVORS INSURANCE TRUST FUND (31 USC 3513)	8006.1	\$286,552,952,974.37
INDIVIDUAL INCOME TAX, OTHER	0110	160,047,009,965 52	DEPOSITS BY STATES, FEDERAL OLD-AGE AND SURVIVORS INSURANCE TRUST FUND (31 USC 3513)	8006.3	44,527,692 44
PRESIDENTIAL ELECTION CAMPAIGN (26 USC 9006)	5081.1	69,754,663 00	TRANSFERS FROM GENERAL FUND OF AMOUNTS EQUAL TO SECA TAXES, FEDERAL OLD-AGE AND SURVIVORS INSURANCE TRUST FUND (31 USC 3513)	8006.11	16,843,366,493 42
REFUNDS OF INDIVIDUAL INCOME AND FICA TAXES	20X0903	-76,760,888,469 28	REFUNDS OF TAXES, FEDERAL OLD-AGE AND SURVIVORS INSURANCE TRUST FUND	20X8006	-744,940,000 00
UNIDENTIFIED CASH COLLECTIONS, FEDERAL TAX DEPOSITS, INTERNAL REVENUE SERVICE, ATLANTA, GEORGIA	F3820.7	-1,071,646 82	GIFTS, FEDERAL OLD-AGE AND SURVIVORS INSURANCE TRUST FUND (31 USC 3513)	8006.42	191,113 00
UNIDENTIFIED CASH COLLECTIONS, FEDERAL TAX DEPOSITS, INTERNAL REVENUE SERVICE, ANDOVER, MASSACHUSETTS	F3820.8	-3,782,023 13	TOTAL, FEDERAL OLD-AGE AND SURVIVORS INSURANCE		<u>302,607,042,888 35</u>
UNIDENTIFIED CASH COLLECTIONS, FEDERAL TAX DEPOSITS, INTERNAL REVENUE SERVICE, KANSAS CITY, MISSOURI	F3820.9	9,927,825 73	FEDERAL DISABILITY INSURANCE		
UNIDENTIFIED CASH COLLECTIONS, FEDERAL TAX DEPOSITS, INTERNAL REVENUE SERVICE, AUSTIN, TEXAS	F3820.17	32,617,835 15	TRANSFERS FROM GENERAL FUND OF AMOUNTS EQUAL TO FICA TAXES, FEDERAL DISABILITY INSURANCE TRUST FUND (31 USC 3513)	8007.1	30,696,656,591 44
UNIDENTIFIED CASH COLLECTIONS, FEDERAL TAX DEPOSITS, INTERNAL REVENUE SERVICE, CINCINNATI, OHIO	F3820.18	2,700,749 24	DEPOSITS BY STATES, FEDERAL DISABILITY INSURANCE TRUST FUND (31 USC 3513)	8007.3	8,545 89
UNIDENTIFIED CASH COLLECTIONS, FEDERAL TAX DEPOSITS, INTERNAL REVENUE SERVICE, BROOKHAVEN, NEW YORK	F3820.19	194,205,309 36	TRANSFERS FROM GENERAL FUND OF AMOUNTS EQUAL TO SECA TAXES, FEDERAL DISABILITY INSURANCE TRUST FUND (31 USC 3513)	8007.11	1,802,013,000 38
UNIDENTIFIED CASH COLLECTIONS, FEDERAL TAX DEPOSITS, INTERNAL REVENUE SERVICE, PHILADELPHIA, PENNSYLVANIA	F3820.28	-6,712,595 96	REFUNDS OF TAXES, FEDERAL DISABILITY INSURANCE TRUST FUND	20X8007	-79,940,000 00
UNIDENTIFIED CASH COLLECTIONS, FEDERAL TAX DEPOSITS, INTERNAL REVENUE SERVICE, OGDEN, UTAH	F3820.29	34,805,873 04	TOTAL, FEDERAL DISABILITY INSURANCE		<u>32,418,738,137 71</u>
UNIDENTIFIED CASH COLLECTIONS, FEDERAL TAX DEPOSITS, INTERNAL REVENUE SERVICE, MEMPHIS, TENNESSEE	F3820.49	33,040,420 76	FEDERAL HOSPITAL INSURANCE		
UNIDENTIFIED CASH COLLECTIONS, FEDERAL TAX DEPOSITS, INTERNAL REVENUE SERVICE, FRESNO, CALIFORNIA	F3820.89	-30,034,015 64	TRANSFERS FROM GENERAL FUND OF AMOUNTS EQUAL TO FICA TAXES, FEDERAL HOSPITAL INSURANCE TRUST FUND (31 USC 3513)	8005.1	83,952,176,362 51
TOTAL, INDIVIDUAL INCOME TAXES		<u>543,054,751,902 28</u>	DEPOSITS BY STATES, FEDERAL HOSPITAL INSURANCE TRUST FUND (31 USC 3513)	8005.3	-82,486 77
<b>CORPORATION INCOME TAXES</b>			RECEIPTS FROM RAILROAD RETIREMENT ACCOUNT, FEDERAL HOSPITAL INSURANCE TRUST FUND (42 USC 228E (K))	8005.10	394,400,000 00
CORPORATION INCOME AND EXCESS PROFITS TAXES	0111	153,551,989,220 04	TRANSFERS FROM GENERAL FUND OF AMOUNTS EQUAL TO SECA TAXES, FEDERAL HOSPITAL INSURANCE TRUST FUND (31 USC 3513)	8005.11	5,787,878,731 07
REFUNDING INTERNAL REVENUE COLLECTIONS, CORPORATION TAXES	20X0903	-13,819,959,688 16	REFUNDS OF TAXES, FEDERAL HOSPITAL INSURANCE TRUST FUND	20X8005	-72,500,000 00
TRANSFER FROM THE GENERAL FUND OF AMOUNTS EQUIVALENT TO CORPORATE ENVIRONMENTAL TAX, HAZARDOUS SUBSTANCE SUPERFUND	8145.15	652,695,000 00	TOTAL, FEDERAL HOSPITAL INSURANCE		<u>90,061,872,606 81</u>
TOTAL, CORPORATION INCOME TAXES		<u>140,384,724,531 88</u>			
TOTAL, INCOME TAXES		<u>683,439,476,434 16</u>			

TABLE A - RECEIPTS BY SOURCE CATEGORIES - CONTINUED

CLASSIFICATION	RECEIPT SYMBOL	RECEIPTS OFFSET AGAINST OUTLAY	CLASSIFICATION	RECEIPT SYMBOL	RECEIPTS OFFSET AGAINST OUTLAY
<b>SOCIAL INSURANCE TAXES AND CONTRIBUTIONS-CONTINUED</b>			<b>SOCIAL INSURANCE TAXES AND CONTRIBUTIONS-CONTINUED</b>		
<b>EMPLOYMENT TAXES AND CONTRIBUTIONS-CONTINUED</b>			<b>OTHER RETIREMENT CONTRIBUTIONS-CONTINUED</b>		
RAILROAD RETIREMENT ACCOUNTS:			FEDERAL EMPLOYEES' RETIREMENT-EMPLOYEE CONTRIBUTIONS-CONTINUED		
TAXES, SOCIAL SECURITY EQUIVALENT BENEFIT ACCOUNT, RAILROAD RETIREMENT BOARD (97 STAT. 438) .....			VOLUNTARY CONTRIBUTIONS, DONATIONS, SERVICE CREDIT PAYMENTS, ETC., CIVIL SERVICE RETIREMENT AND DISABILITY FUND (5 USC 8332 (F),(G), 8348(B)) .....		
	8010.2	\$1,807,957,250.63	8135.3		\$145,260,101.91
RECEIPTS TRANSFERRED TO FEDERAL HOSPITAL INSURANCE TRUST FUND, SOCIAL SECURITY EQUIVALENT BENEFIT ACCOUNT, RAILROAD RETIREMENT BOARD (97 STAT. 438) .....			EMPLOYEE CONTRIBUTIONS, COURT OF VETERANS APPEALS .....		
	8010.21	-394,400,000.00	8290.1		7,237.25
SOCIAL SECURITY EQUIVALENT BENEFIT ACCOUNT, RAILROAD RETIREMENT BOARD (45 USC 231 N-1) .....			DEDUCTIONS, FINES, GIFTS, U.S. NAVAL HOME (104 STAT 1730) .....		
	60X8010	-14,487,524.77	8334.1		18,038,546.38
REFUNDS OF TAXES, RAILROAD RETIREMENT ACCOUNT .....			DEDUCTIONS FROM EMPLOYEES' SALARIES, FOREIGN SERVICE RETIREMENT AND DISABILITY FUND (22 USC 1071) .....		
	60X8011	-28,251,070.98	8186.1		23,981,393.15
RAILROAD RETIREMENT TAXES, RAILROAD RETIREMENT ACCOUNT (66 STAT. 371) .....			VOLUNTARY CONTRIBUTIONS, DONATIONS, SERVICE CREDIT PAYMENTS ETC., FOREIGN SERVICE RETIREMENT AND DISABILITY FUND (22 USC 1116) .....		
	8011.2	2,263,301,618.34	8186.3		461,858.59
REFUNDS OF TAXES, RAILROAD RETIREMENT SUPPLEMENTAL ACCOUNT .....			TOTAL, FEDERAL EMPLOYEES' RETIREMENT EMPLOYEE CONTRIBUTIONS .....		
	60X8012	-1,699,433.61			4,562,694,757.36
RAILROAD RETIREMENT SUPPLEMENTAL ANNUITY TAXES, RAILROAD RETIREMENT SUPPLEMENTAL ACCOUNT (45 USC 228 O) .....			CONTRIBUTIONS FOR NON-FEDERAL EMPLOYEES: CONTRIBUTIONS FROM EMPLOYING NON-FEDERAL AGENCIES, CIVIL SERVICE RETIREMENT AND DISABILITY FUND (5 USC 8334) .....		
	8012.2	89,847,103.97	8135.21		98,253,930.72
TOTAL, RAILROAD RETIREMENT ACCOUNTS .....			TOTAL, CONTRIBUTIONS FOR NON-FEDERAL EMPLOYEES .....		
		3,722,267,943.58			98,253,930.72
TOTAL, EMPLOYMENT TAXES AND CONTRIBUTIONS .....			TOTAL, OTHER RETIREMENT CONTRIBUTIONS .....		
		428,809,921,576.45			4,660,948,688.08
<b>UNEMPLOYMENT INSURANCE</b>			TOTAL, SOCIAL INSURANCE TAXES AND CONTRIBUTIONS .....		
TRANSFERS FROM GENERAL FUND OF AMOUNTS EQUAL TO FUTA TAXES, UNEMPLOYMENT TRUST FUND (42 USC 1104) .....			461,475,335,533.78		
	8042.1	5,570,395,146.36			
STATE ACCOUNTS, DEPOSITS BY STATES, UNEMPLOYMENT TRUST FUND (42 USC 1104) .....			<b>EXCISE TAXES</b>		
	8042.3	22,484,226,817.96	EXCISE TAXES .....		
RAILROAD UNEMPLOYMENT INSURANCE DEBT REPAYMENT TAXES, RAILROAD RETIREMENT ACCOUNT (97 STAT. 429) .....			0152		
	8011.96	32,645,087.28	31,899,068,564.55		
DEPOSITS BY RAILROAD RETIREMENT BOARD, UNEMPLOYMENT TRUST FUND (31 USC 3513) .....			AVIATION FUEL AND OIL TAXES, AIR FORCE (SUSPENSE) .....		
	8042.5	27,149,476.15	F0152		
REFUNDS OF TAXES, UNEMPLOYMENT TRUST FUND .....			0154		
	20X8042	-109,951,258.50	-332,436,918.00		
TOTAL, UNEMPLOYMENT INSURANCE .....			REFUNDING INTERNAL REVENUE COLLECTIONS, EXCISE TAXES .....		
		28,004,465,269.25	20X0903		
<b>OTHER RETIREMENT CONTRIBUTIONS:</b>			-1,554,201,152.23		
FEDERAL EMPLOYEES' RETIREMENT-EMPLOYEE CONTRIBUTIONS:			RECOVERY FROM HIGHWAY TRUST FUND FOR REFUNDS OF TAXES .....		
DEDUCTIONS FROM EMPLOYEES' SALARIES, JUDICIAL SURVIVORS ANNUITIES FUND (28 USC 376) .....			3092		
	8110.1	3,716,938.51	762,403,930.00		
DEDUCTIONS FROM EMPLOYEES' SALARIES, TAX COURT JUDGES SURVIVORS ANNUITY FUND (26 USC 7448C) .....			3094		
	8115.1	120,916.73	25,852,340.00		
JUDICIAL OFFICERS ANNUITIES DEDUCTED FROM EMPLOYEES SALARIES (102 STAT. 3915) .....			LAND AND WATER CONSERVATION FUND, MOTORBOAT FUELS TAX, NATIONAL PARK SERVICE (64 STAT. 1262) .....		
	8122.1	377,554.51	5005.3		
DEDUCTIONS FROM EMPLOYEES SALARIES, CIVIL SERVICE RETIREMENT AND DISABILITY FUND .....			8115.1		
	8135.1	4,370,730,210.33	5029.3		
			223,651,669.99		
			DEPOSITS, INTERNAL REVENUE COLLECTIONS FOR PUERTO RICO (26 USC 7652 (A) (3)) .....		
			5737.1		
			200,670,313.39		
			PAYMENT TO LAND AND WATER CONSERVATION FUND, HIGHWAY TRUST FUND .....		
			20X8102		
			-206,046,000.00		

**TABLE A - RECEIPTS BY SOURCE CATEGORIES - CONTINUED**

CLASSIFICATION	RECEIPT SYMBOL	RECEIPTS OFFSET AGAINST OUTLAY	CLASSIFICATION	RECEIPT SYMBOL	RECEIPTS OFFSET AGAINST OUTLAY
<b>EXCISE TAXES-CONTINUED</b>			<b>CUSTOMS DUTIES-CONTINUED</b>		
REFUNDS OF TAXES, HIGHWAY TRUST FUND .....	20X8102	-\$757,127,930.00	TRANSFER FROM GENERAL FUND OF AMOUNTS EQUAL TO CERTAIN CUSTOM DUTIES, REFORESTATION TRUST FUND (94 STAT. 1991-1993) .....	8046.1	\$30,000,000.00
DEPOSITS, HIGHWAY TRUST FUND (23 USC 120) .....	8102.1	17,630,912,083.30	CUSTOM DUTIES, AQUATIC RESOURCES TRUST FUND, SPORT FISH RESTORATION (98 STAT 1019, SEC 9504 (B)) .....	8147.5	24,853,449.00
REFUNDS OF TAXES, AIRPORT AND AIRWAY TRUST FUND .....	20X8103	-28,060,340.00	TRANSFERS FROM GENERAL FUND OF AMOUNTS EQUAL TO CERTAIN TAXES, HARBOR MAINTENANCE TRUST FUND (P.L. 99-662) .....	8863.1	622,253,312.73
DEPOSITS, AIRPORT AND AIRWAY TRUST FUND (49 USC 1742) .....	8103.1	5,217,326,400.00	TOTAL, CUSTOMS DUTIES .....		<u>20,098,865,291.69</u>
TRANSFER FROM GENERAL FUND, BLACK LUNG BENEFITS REVENUE ACT TAXES, BLACK LUNG DISABILITY TRUST FUND (30 USC 934A) .....	8144.1	567,057,000.00	<b>MISCELLANEOUS RECEIPTS</b>		
TRANSFER FROM GENERAL FUND OF AMOUNTS EQUAL TO CERTAIN TAXES, HAZARDOUS SUBSTANCE SUPERFUND (100 STAT. 1696, 1772-1774) .....	8145.1	806,769,000.00	<b>MISCELLANEOUS TAXES</b>		
TRANSFERS FROM GENERAL FUND FOR THE BOAT SAFETY ACCOUNT, AQUATIC RESOURCES TRUST FUND (P.L. 98-369) .....	8147.1	62,435,867.04	FEDERAL TAX WITHHELD FROM PAYMENTS TO NONRESIDENT ALIENS (SUSPENSE) .....	F0109	-1,428,760.24
TRANSFERS FROM THE GENERAL FUND FOR THE SPORT FISH RESTORATION ACCOUNT, AQUATIC RESOURCES TRUST FUND (P.L. 98-369) .....	8147.2	238,132,132.96	MISCELLANEOUS TAXES, NOT OTHERWISE CLASSIFIED .....	0199	1,113.55
REFUNDS OF TAXES, LEAKING UNDERGROUND STORAGE TANK TRUST FUND .....	20X8153	-3,068,000.00	DEPOSITS, REIMBURSEMENT TO STATE LOCAL LAW ENFORCEMENT AGENCY, INTERNAL REVENUE SERVICE .....	5099.1	28,319.20
TRANSFERS FROM GENERAL FUND OF AMOUNTS EQUAL TO CERTAIN TAXES, LEAKING UNDERGROUND STORAGE TANK TRUST FUND (100 STAT. 1780, 1781) .....	8153.1	154,569,800.00	DEPOSITS, DUTIES AND TAXES, PUERTO RICO, UNITED STATES CUSTOMS SERVICE (48 USC 1406H) .....	5687.1	164,513,108.56
TRANSFER FROM GENERAL FUND OF AMOUNTS EQUIVALENT TO CERTAIN TAXES, VACCINE INJURY COMPENSATION TRUST FUND (PUBLIC LAW 100-203) .....	8175.1	179,346,000.00	SURCHARGES FROM THE SALES OF COINS AND CONTRIBUTIONS TO THE CHRISTOPHER COLUMBUS FELLOWSHIP FOUNDATION .....	8187.1	9,675.00
TRANSFERS FROM GENERAL FUND OF AMOUNTS EQUAL TO CERTAIN TAXES, OIL SPILL LIABILITY TRUST FUND (103 STAT. 2363 AND 2364) .....	8185.1	48,082,000.00	TOTAL, MISCELLANEOUS TAXES .....		<u>163,123,456.07</u>
TRANSFER FROM GENERAL FUND, INLAND WATERWAYS REVENUE ACT TAXES, INLAND WATERWAYS TRUST FUND (92 STAT. 1697-1698) .....	8861.1	88,416,100.00	<b>RECEIPTS FROM MONETARY POWER</b>		
TOTAL, EXCISE TAXES .....		<u>55,224,799,035.02</u>	DEPOSIT OF EARNINGS, FEDERAL RESERVE SYSTEM .....	0650	18,022,729,067.86
<b>ESTATE AND GIFT TAXES</b>			TOTAL, RECEIPTS FROM MONETARY POWER .....		<u>18,022,729,067.86</u>
ESTATE AND GIFT TAXES .....	0153	15,606,792,788.00	<b>FEES FOR PERMITS AND REGULATORY AND JUDICIAL SERVICES</b>		
REFUNDING INTERNAL REVENUE COLLECTIONS, ESTATE AND GIFT TAXES .....	20X0903	-382,274,643.01	IMMIGRATION, PASSPORT AND CONSULAR FEES .....	0830	385,694,986.90
TOTAL, ESTATE AND GIFT TAXES .....		<u>15,224,518,144.99</u>	APPLICATION FEES, IMMIGRATION LEGALIZATION (P.L. 99-603) .....	5086.1	1,304,010.20
<b>CUSTOMS DUTIES</b>			TOTAL, IMMIGRATION, PASSPORT AND CONSULAR FEES .....		<u>386,998,997.10</u>
CUSTOMS DUTIES (SEE TABLE B) .....	0310	13,986,091,920.43	<b>RECEIPTS FROM MONETARY POWER</b>		
REFUNDS AND DRAWBACKS, UNITED STATES CUSTOMS SERVICE .....	20X0603	-874,079,356.48	DEPOSIT OF EARNINGS, FEDERAL RESERVE SYSTEM .....	0650	18,022,729,067.86
IMPORT DUTIES ON ARMS AND AMMUNITION (100 STAT. 3584-3586) .....	5137.2	24,120,316.00	TOTAL, RECEIPTS FROM MONETARY POWER .....		<u>18,022,729,067.86</u>
30 PERCENT OF CUSTOMS DUTIES, FUNDS FOR STRENGTHENING MARKETS, INCOME, AND SUPPLY (SECTION 32) (7 USC 612C) .....	5209	6,106,320,598.83	<b>FEES FOR PERMITS AND REGULATORY AND JUDICIAL SERVICES</b>		
70 PERCENT OF CUSTOMS DUTIES ON WOOL, REIMBURSEMENT FOR COSTS OF NATIONAL WOOL ACT (7 USC 1784) .....	5210	179,305,051.18	IMMIGRATION, PASSPORT AND CONSULAR FEES .....	0830	385,694,986.90

TABLE A - RECEIPTS BY SOURCE CATEGORIES - CONTINUED

CLASSIFICATION	RECEIPT SYMBOL	RECEIPTS OFFSET AGAINST OUTLAY	CLASSIFICATION	RECEIPT SYMBOL	RECEIPTS OFFSET AGAINST OUTLAY
<b>MISCELLANEOUS RECEIPTS-CONTINUED</b>			<b>MISCELLANEOUS RECEIPTS-CONTINUED</b>		
<b>FEEES FOR PERMITS AND REGULATORY AND JUDICIAL SERVICES-CONTINUED</b>			<b>FEEES FOR PERMITS AND REGULATORY AND JUDICIAL SERVICES-CONTINUED</b>		
PATENT TRADEMARK AND COPYRIGHT FEES	0840	\$33,207.34	MISCELLANEOUS FEES FOR REGULATORY AND JUDICIAL SERVICES, NOT OTHERWISE CLASSIFIED:		
TOTAL, PATENT TRADEMARK AND COPYRIGHT FEES		<u>33,207.34</u>	MISCELLANEOUS FEES FOR REGULATORY AND JUDICIAL SERVICES, NOT OTHERWISE CLASSIFIED	0891	\$7,159,789.18
REGISTRATION AND FILING FEES			USERS FEES FOR IRS RULING AND DETERMINATION (101 STAT 1330-446, 447)	2411	47,285,762.39
REGISTRATION AND FILING FEES	0850	4,713,779.55	DEPOSITS, PERISHABLE AGRICULTURAL COMMODITIES ACT FUND (7 USC 499C (B))	5070.1	7,521,014.22
REGISTRATION AND FILING FEES, COMMODITY FUTURES TRADING COMMISSION	0850 140	2,224,333.61	FEES FOR BANKRUPTCY OVERSIGHT, UNITED STATES TRUSTEE SYSTEM FUND (P.L. 99-554 (10/27/86))	5073.1	53,592,917.82
REGISTRATION, FILING AND TRANSACTION FEES, SECURITIES AND EXCHANGE COMMISSION (15 USC 77F(B))	0850.150	402,437,011.97	LICENSES UNDER FEDERAL POWER ACT FROM PUBLIC LANDS AND NATIONAL FORESTS, PAYMENT TO STATES (37-1/2 PERCENT) (16 USC 810)	5105	2,514,841.02
REGISTRATION FEES, DRUG ENFORCEMENT ADMINISTRATION (106 STAT 1843)	0854	15,000,150.00	LICENSES UNDER FEDERAL POWER ACT, IMPROVEMENT OF NAVIGABLE WATERS, MAINTENANCE AND OPERATION OF DAMS, ETC., (50 PERCENT) (16 USC 803(F), 810)	5125	12,093,372.61
SUBTOTAL, REGISTRATION AND FILING FEES			MIGRATORY BIRDS HUNTING STAMPS (100 STAT 3584-3586)	5137.1	18,393,032.78
REGISTRY FEES, APPRAISAL SUBCOMMITTEE, (103 STAT 513)	5026	4,248,551.03	FEDERAL PAYMENT TO THE WILDLIFE CONSERVATION AND APPRECIATION FUND, U.S. FISH AND WILDLIFE SERVICE (106 STAT 5098)	5150.3	1,000,000.00
FILING FEES, THE JUDICIARY (28 USC 1931)	5100.1	59,469,259.37	AGRICULTURAL QUARANTINE INSPECTION USER FEE ACCOUNT, ANIMAL AND PLANT HEALTH INSPECTION SERVICE (104 STAT 4069)	5161	125,184,478.79
REGISTRY ADMINISTRATION ACCOUNTS, THE JUDICIARY (102 STAT 2210, 2211)	5101.1	3,452,081.01	GENERAL FUND PAYMENT (106 STAT 2953)	5231.1	172,516,465.94
FEES FOR FISHING VESSEL AND GEAR DAMAGE COMPENSATION FUND (92 STAT 717)	5119.1	46,411.11	INSPECTION FEES, MOBILE HOME INSPECTION AND MONITORING PROGRAM, NEIGHBORHOODS VOLUNTARY ASSOCIATES AND CONSUMER PROTECTION, HOUSING AND URBAN DEVELOPMENT (42 USC 5419)	5271.1	10,765,567.37
FEES FOR FISHERMEN'S CONTINGENCY FUND (96 STAT 143-144)	5120.1	592.00	TOTAL, MISCELLANEOUS FEES FOR REGULATORY AND JUDICIAL SERVICES, NOT OTHERWISE CLASSIFIED		<u>458,027,242.12</u>
FEES FROM JUKEBOX AND CABLE TELEVISION COPYRIGHT OFFICE (17 USC 111(D)(3), 116(C)(1))	5175.1	193,690,294.42	FEES FOR LEGAL AND JUDICIAL SERVICES:		
INTERSTATE LAND SALES FUND, HOUSING AND URBAN DEVELOPMENT (15 USC 1704 (B))	5270.1	349,440.00	CHARGES FOR EXPENSES, SETTLEMENT OF INTERNATIONAL CLAIMS	0861	152,374.15
TOTAL, REGISTRATION AND FILING FEES		<u>685,630,720.07</u>	FEES FOR LEGAL AND JUDICIAL SERVICES, NOT OTHERWISE CLASSIFIED	0869	61,663,363.96
COAL MINING RECLAMATION FEES			FEES FOR LEGAL AND JUDICIAL SERVICES, NOT OTHERWISE CLASSIFIED, COURT OF VETERANS APPEALS	0869.42	29,940.50
COAL MINING RECLAMATION FEES, OFFICE OF SURFACE MINING RECLAMATION AND ENFORCEMENT (30 USC 1231)	5015.6	243,549,435.51	FEES FOR INDEPENDENT COUNSEL, UNITED STATES TAX COURT (100 STAT 2754)	5023.1	2,176.00
TOTAL, COAL MINING RECLAMATION FEES		<u>243,549,485.51</u>	TOTAL, FEES FOR LEGAL AND JUDICIAL SERVICES		<u>61,846,854.61</u>
MISCELLANEOUS FEES FOR PERMITS, LICENSES, ETC.			TOTAL, FEES FOR PERMITS AND REGULATORY AND JUDICIAL SERVICES		<u>1,838,729,244.02</u>
HAZARDOUS WASTE PERMITS, PMN, AND OTHER SERVICES, ENVIRONMENTAL PROTECTION AGENCY	0895	2,572,616.87			
HYDRAULIC MINING IN CALIFORNIA, TAX, DEBRIS RESERVOIRS (33 USC 683)	5066.1	66,070.40			
PRACTICE REGISTRATION FEES, COURT OF VETERANS APPEALS (102 STAT 4119)	5113.1	4,050.00			
TOTAL, MISCELLANEOUS FEES FOR PERMITS, LICENSES, ETC.		<u>2,642,737.27</u>			

**TABLE A - RECEIPTS BY SOURCE CATEGORIES - CONTINUED**

CLASSIFICATION	RECEIPT SYMBOL	RECEIPTS OFFSET AGAINST OUTLAY	CLASSIFICATION	RECEIPT SYMBOL	RECEIPTS OFFSET AGAINST OUTLAY
<b>MISCELLANEOUS RECEIPTS-CONTINUED</b>			<b>MISCELLANEOUS RECEIPTS-CONTINUED</b>		
<b>FINES, PENALTIES, AND FORFEITURES</b>			<b>FINES, PENALTIES, AND FORFEITURES-CONTINUED</b>		
FINES, PENALTIES, AND FORFEITURES, AGRICULTURAL LAWS .....	1010	\$2,189,857.29	FINES, PENALTIES, AND FORFEITURES, MINE SAFETY AND HEALTH ADMINISTRATION .....	1080	\$18,334,452.53
TOTAL, FINES, PENALTIES, AND FORFEITURES, AGRICULTURAL LAWS .....		2,189,857.29	TOTAL, FINES, PENALTIES, AND FORFEITURES, FEDERAL COAL MINE HEALTH AND SAFETY LAWS .....		18,334,452.53
FINES, PENALTIES, AND FORFEITURES, ECONOMIC STABILIZATION LAWS .....	1020	40.06	MISCELLANEOUS FINES, PENALTIES, AND FORFEITURES		
TOTAL, FINES, PENALTIES AND FORFEITURES, ECONOMIC STABILIZATION LAWS .....		40.06	FINES, PENALTIES, AND FORFEITURES, NOT OTHERWISE CLASSIFIED, FEDERAL DEPOSIT INSURANCE CORPORATION .....	1099	574,624,832.67
FINES, PENALTIES, AND FORFEITURES, IMMIGRATION AND LABOR LAWS .....	1030	99,671,373.92	FINES, PENALTIES, AND FORFEITURES, NOT OTHERWISE CLASSIFIED, COMMODITY FUTURES TRADING COMMISSION .....	1099.140	3,134,265.89
TOTAL, FINES, PENALTIES, AND FORFEITURES, IMMIGRATION AND LABOR LAWS .....		99,671,373.92	FINES, PENALTIES, AND FORFEITURES, NOT OTHERWISE CLASSIFIED, FEDERAL ELECTION COMMISSION .....	1099.160	797,216.00
FINES, PENALTIES, AND FORFEITURES, CUSTOMS, COMMERCE AND ANTITRUST LAWS			SUBTOTAL, FINES, PENALTIES, AND FORFEITURES, NOT OTHERWISE CLASSIFIED .....		
FINES, PENALTIES, AND FORFEITURES, CUSTOMS, COMMERCE AND ANTITRUST LAWS .....	1040	65,966,685.54	FINES, PENALTIES, AND FORFEITURES, AND FORFEITURES, NOT OTHERWISE CLASSIFIED .....	5041.1	184,446,417.46
FINES AND PENALTIES, OIL SPILL LIABILITY TRUST FUND (103 STAT. 2363 AND 2364) .....	8185.3	6,518,248.64	FORFEITED CASH AND PROCEEDS FROM THE SALE OF FORFEITED PROPERTY (31 USC 3513) .....	5042.1	519,312,613.78
PROCEEDS OF SALES OF UNCLAIMED, ABANDONED, AND SEIZED GOODS, UNITED STATES CUSTOMS SERVICE (19 USC 1491, 1493) .....	8789.1	4,276,645.79	DEPOSITS, CIVIL PENALTIES, OFFICE OF SURFACE MINING RECLAMATION AND ENFORCEMENT .....	5063.1	519,170.96
TOTAL, FINES, PENALTIES, AND FORFEITURES, CUSTOMS, COMMERCE AND ANTITRUST LAWS .....		76,761,579.97	FINES, PENALTIES, AND FORFEITURES, MIGRATORY BIRD, NORTH AMERICAN WETLANDS CONSERVATION FUND, UNITED STATES FISH AND WILDLIFE SERVICE .....	5241	13,000.00
FINES, PENALTIES, AND FORFEITURES, NARCOTIC, PROHIBITION AND ALCOHOL LAWS .....	1050	4,475,147.33	FORFEITED CASH AND PROCEEDS FROM THE SALE OF FORFEITED PROPERTIES, TREASURY FORFEITURE FUND (106 STAT 1776) .....	5697.1	182,374,549.43
TOTAL, FINES, PENALTIES, AND FORFEITURES, NARCOTIC, AND FORFEITURES, NARCOTIC, PROHIBITION AND ALCOHOL LAWS .....		4,475,147.33	FINES AND PENALTIES, HAZARDOUS SUBSTANCE SUPERFUND (100 STAT. 1696; 1772-1774) .....	8145.3	2,445,271.05
FORFEITURES OF UNCLAIMED MONEY AND PROPERTY: FORFEITURES OF UNCLAIMED MONEY AND PROPERTY .....	1060	4,225,622.82	FINES, PENALTIES, AND FORFEITURES, INDIAN TRIBAL FUND (31 USC 1321) .....	8365.31	3,999,997.99
RECEIPTS UNDER LONGSHOREMEN'S AND HARBOR WORKERS' COMPENSATION ACT, AS AMENDED (33 USC 944) .....	8130.1	114,675,014.12	GOVERNMENTAL RECEIPTS, SOLDIERS' AND AIRMEN'S HOME (104 STAT. 1723) .....	8929.1	23,361,066.73
RECEIPTS UNDER WORKMEN'S COMPENSATION ACT, WITHIN THE DISTRICT OF COLUMBIA (33 USC 944) .....	8134.1	8,702,153.61	TOTAL, MISCELLANEOUS FINES, PENALTIES AND FORFEITURES .....		1,495,028,401.96
TOTAL, FORFEITURES OF UNCLAIMED MONEY AND PROPERTY .....		127,602,790.55	TOTAL, FINES, PENALTIES, AND FORFEITURES .....		1,824,063,643.61
			<b>RESTITUTIONS, REPARATIONS, AND RECOVERIES UNDER MILITARY OCCUPATION</b>		
			RECOVERIES UNDER MILITARY OCCUPATION .....	1125	6,521,121.64
			TOTAL, RESTITUTIONS, REPARATIONS, AND RECOVERIES UNDER MILITARY OCCUPATION .....		6,521,121.64

TABLE A - RECEIPTS BY SOURCE CATEGORIES - CONTINUED

CLASSIFICATION	RECEIPT SYMBOL	RECEIPTS OFFSET AGAINST OUTLAY	CLASSIFICATION	RECEIPT SYMBOL	RECEIPTS OFFSET AGAINST OUTLAY
<b>MISCELLANEOUS RECEIPTS-CONTINUED</b>			<b>MISCELLANEOUS RECEIPTS-CONTINUED</b>		
<b>GIFTS AND CONTRIBUTIONS</b>			<b>GIFTS AND CONTRIBUTIONS-CONTINUED</b>		
CONTRIBUTIONS TO CONSCIENCE FUND	1210	\$1,206,332.12	DEPOSITS, GENERAL POST FUND, NATIONAL HOMES, DEPARTMENT OF VETERANS AFFAIRS (38 USC 5101-5227)	8180.1	\$23,729,596.76
RESIDUE OF FUNDS OF QUASI-GOVERNMENTAL ORGANIZATIONS	1292	1,070.18	DEPOSITS, CANAL ZONE BIOLOGICAL AREA FUND (20 USC 79D)	8190.1	221,577.43
GIFTS TO THE UNITED STATES, NOT OTHERWISE CLASSIFIED	1299	813,704.83	GIFTS AND BEQUESTS, DEPARTMENT OF AGRICULTURE (7 USC 2269)	8203.1	974,706.11
GIFTS TO THE UNITED STATES FOR REDUCTION OF THE PUBLIC DEBT (31 USC 3113)	5080.1	20,712,324.20	GIFTS AND DONATIONS, AFRICAN DEVELOPMENT FOUNDATION (94 STAT. 3153)	8239.1	1,500.00
STATE CONTRIBUTIONS TO PRINCIPAL, UTAH RECLAMATION MITIGATION AND CONSERVATION ACCOUNT (106 STAT 4649 (B)(1))	5174.1	3,000,000.00	BEQUESTS AND GIFTS, DISASTER RELIEF, FUNDS APPROPRIATED TO THE PRESIDENT	8244.1	15,847.64
CONTRIBUTIONS TO OFFICE OF NAVAL RECORDS AND HISTORY FUND (10 USC 7222)	8008.1	16,245.82	GIFTS AND CONTRIBUTIONS, PEACE CORPS	8245.1	734,317.02
OTHER, JAPAN-UNITED STATES FRIENDSHIP COMMISSION TRUST FUND (22 USC 2902)	8025.3	40.00	CONTRIBUTIONS TO NATIONAL INSTITUTES OF HEALTH UNCONDITIONAL GIFT FUND (42 USC 219)	8248.1	6,136,992.29
CONTRIBUTIONS TO LIBRARY OF CONGRESS GIFT FUND (2 USC 180)	8031.1	3,838,147.88	CONTRIBUTIONS TO PUBLIC HEALTH SERVICE UNCONDITIONAL GIFT FUND, HEALTH RESOURCES AND SERVICES ADMINISTRATION (42 USC 219)	8249.1	126,047.66
CONTRIBUTIONS, LIBRARY OF CONGRESS TRUST FUND (31 USC 3513 2 USC 158)	8032.1	679,694.44	GIFTS AND DONATIONS, CENTERS FOR DISEASE CONTROL (42 USC 219)	8250.1	164,175.23
GIFTS, DONATIONS AND BEQUESTS FOR FOREST AND RANGELAND RESEARCH, FOREST SERVICE (16 USC 1643B)	8034.1	17,764.55	CONTRIBUTIONS TO NATIONAL INSTITUTES OF HEALTH CONDITIONAL GIFT FUND (42 USC 219)	8253.1	7,625,959.22
DONATIONS TO NATIONAL PARK SERVICE (16 USC 6)	8037.1	9,225,115.77	CONTRIBUTIONS TO PUBLIC HEALTH SERVICE CONDITIONAL GIFT FUND, HEALTH RESOURCES AND SERVICES ADMINISTRATION (42 USC 219)	8254.1	128,705.24
GIFTS AND DONATIONS, NATIONAL ENDOWMENT FOR THE ARTS (20 USC 959)	8040.1	952,709.95	CONTRIBUTIONS, DEPARTMENT OF EDUCATION AND SERVICES ADMINISTRATION (42 USC 219)	8258.1	65,611.93
GIFTS AND DONATIONS, NATIONAL ENDOWMENT FOR THE HUMANITIES (20 USC 959)	8050.1	64,510.72	GIFTS AND DONATIONS, COMMISSION FOR THE PRESERVATION OF AMERICA HERITAGE ABROAD	8268.1	5,360.46
BEQUEST OF GEORGE C. EDGETER FOR RELIEF OF INDIGENT AMERICAN INDIANS (25 USC 451)	8060.1	6,013.41	GIFTS AND BEQUESTS, ADMINISTRATIVE CONFERENCE OF THE UNITED STATES (5 USC 575 (C))	8280.1	333.30
GIFTS AND DONATIONS, NATIONAL COUNCIL ON DISABILITY (98 STAT. 28 )	8077.1	147.57	GIFTS AND DONATIONS, JAMES MADISON MEMORIAL FELLOWSHIP FOUNDATION TRUST FUND	8282.1	1,097,348.68
CONTRIBUTIONS, NATIONAL COMMISSION ON LIBRARIES AND INFORMATION SCIENCE (20 USC 1503)	8078.1	1,410.00	NATIONAL GARDEN, GIFTS AND DONATIONS BOTANIC GARDEN	8292.1	326,861.00
GRANTS AND DONATIONS, INSTITUTE OF MUSEUM SERVICES, NATIONAL ENDOWMENT FOR THE HUMANITIES (20 USC 966)	8080.1	12,275.00	GIFTS AND SALES OF ART, PROPERTY AND MONEY, U.S. CAPITOL PRESERVATION COMMISSION (102 STAT. 4610)	8300.3	177,700.00
CONTRIBUTIONS AND DONATIONS, OFFICE OF TECHNOLOGY ASSESSMENT (2 USC 475 (A); (31 USC 1321)	8094.1	8,813.16	DONATIONS AND CONTRIBUTED FUNDS TO THE NATIONAL BIOLOGICAL SURVEY (16 USC 661 (3))	8356.1	50,313.27
GIFTS AND DONATIONS, FEDERAL JUDICIAL CENTER (102 STAT 4647)	8123.1	531,950.00	GIFTS AND BEQUEST, TAKE PRIDE IN AMERICA, DEPARTMENT OF THE INTERIOR	8369.1	84,000.00
DONATIONS, NATIONAL ARCHIVES GIFT FUND, NATIONAL ARCHIVES AND RECORDS ADMINISTRATION (98 STAT. 2283; 44 USC 2305)	8127.1	371,547.38	GIFTS AND BEQUESTS, COMMERCE (15 USC 1522)	8501.1	170,156.25
DEPARTMENT OF VETERANS AFFAIRS CEMETERY GIFT FUND, DEPARTMENT OF VETERANS AFFAIRS (38 USC 1007)	8129.1	26,230.50	DEPOSITS, COAST GUARD GENERAL GIFT FUND (10 USC 2601)	8533.1	4,316.00
GIFTS AND BEQUESTS, DEPARTMENT MANAGEMENT, LABOR (29 USC 952)	8131.1	176,969.84	FUNDS CONTRIBUTED FOR THE ADVANCEMENT OF THE INDIAN RACE, BUREAU OF INDIAN AFFAIRS (25 USC 451)	8563.1	24,838.90
CONTRIBUTIONS, ADVISORY COMMISSION ON INTERGOVERNMENTAL RELATIONS (42 USC 4279)	8155.1	219,877.00	CONTRIBUTIONS, AMERICAN BATTLE MONUMENTS COMMISSION (P.L. 100-202 DATED 12/22/87)	8569.1	1,481,036.87
CONTRIBUTIONS, EDUCATIONAL AND CULTURAL EXCHANGE, UNITED STATES INFORMATION AGENCY (22 USC 2455(F))	8167.2	1,357,377.89	DEPOSITS, DEPARTMENT OF THE NAVY GENERAL GIFT FUND (10 USC 2601)	8716.1	459,385.09
			CONTRIBUTIONS TO UNITED STATES NAVAL ACADEMY MUSEUM FUND (10 USC 6974)	8730.1	3,930.56
			CONTRIBUTIONS TO UNITED STATES NAVAL ACADEMY GENERAL GIFT FUND (10 USC 6973)	8733.1	1,334,263.03
			GIFTS AND BEQUESTS, TREASURY (98 STAT. 816-817)	8790.1	31,725.00

**TABLE A - RECEIPTS BY SOURCE CATEGORIES - CONTINUED**

CLASSIFICATION	RECEIPT SYMBOL	RECEIPTS OFFSET AGAINST OUTLAY	CLASSIFICATION	RECEIPT SYMBOL	RECEIPTS OFFSET AGAINST OUTLAY
<b>MISCELLANEOUS RECEIPTS-CONTINUED</b>			<b>PROPRIETARY RECEIPTS FROM THE PUBLIC-CONTINUED</b>		
<b>GIFTS AND CONTRIBUTIONS-CONTINUED</b>			<b>INTEREST-CONTINUED</b>		
DEPARTMENT OF STATE UNCONDITIONAL GIFT FUND (22 USC 809, 1046)	8821.1	\$11,155,584.38	OTHER INTEREST ON FOREIGN LOANS AND DEFERRED FOREIGN COLLECTIONS:		
CONDITIONAL GIFT FUND, GENERAL, DEPARTMENT OF STATE (22 USC 809, 1046)	8822.1	1,949,330.33	INTEREST ON LOANS TO UNITED KINGDOM, TREASURY (31 USC 3513)	1461	\$30,826,379.00
GIFTS AND DONATIONS, AGENCY FOR INTERNATIONAL DEVELOPMENT (22 USC 2395 (D))	8824.1	1,000.00	INTEREST ON QUOTA IN INTERNATIONAL MONETARY FUND (ARTICLE V, SECTION 9), TREASURY (31 USC 3513)	1463.1	335,183,798.28
DEPOSITS, PATIENTS' BENEFIT FUND, NATIONAL FUND, NATIONAL INSTITUTES OF HEALTH (42 USC 219)	8888.1	148,631.32	INTEREST ON LOANS, FOREIGN MILITARY LOAN LIQUIDATING ACCOUNT, FUNDS APPROPRIATED TO THE PRESIDENT	1468	273,479,630.81
DEPOSITS, PATIENTS' BENEFIT FUND, PUBLIC HEALTH SERVICE HOSPITALS, HEALTH RESOURCES AND SERVICES ADMINISTRATION (42 USC 219)	8889.1	59,102.58	TOTAL, INTEREST ON FOREIGN LOANS AND DEFERRED FOREIGN COLLECTIONS		639,489,808.09
DEPOSITS, DEPARTMENT OF THE ARMY GENERAL GIFT FUND (10 USC 2601)	8927.1	82,905.12	INTEREST ON DEPOSITS IN TAX AND LOAN ACCOUNTS		
DEPOSITS, DEPARTMENT OF THE AIR FORCE GENERAL GIFT FUND (10 USC 2601)	8928.1	355,433.92	INTEREST RECEIVED FROM TAX AND LOAN DEPOSITARIES, TREASURY (31 USC 3513)	1484	633,927,720.94
DONATIONS TO NATIONAL SCIENCE FOUNDATION (42 USC 1870)	8960.1	36,727,326.79	TOTAL, INTEREST ON DEPOSITS IN TAX AND LOAN ACCOUNTS		633,927,720.94
GIFTS AND DONATIONS, NATIONAL AERONAUTICS AND SPACE ADMINISTRATION (42 USC 2473)	8980.1	158,869.08	OTHER INTEREST (DOMESTIC - CIVIL):		
GIFTS AND CONTRIBUTIONS, ACTION (22 USC 2509 (A) (3))	8981.1	1,400,090.97	GENERAL FUND PROPRIETARY INTEREST, NOT OTHERWISE CLASSIFIED	1435	124,758,613.52
TOTAL, GIFTS AND CONTRIBUTIONS		140,454,485.04	GENERAL FUND PROPRIETARY INTEREST, NOT OTHERWISE CLASSIFIED, GSA REPORTING -95-COMMISSION	1435.1	783,512.63
<b>REFUNDS AND RECOVERIES</b>			INTEREST ON LOANS TO THE DISTRICT OF COLUMBIA, TREASURY (31 USC 3513)	1441	5,429,063.92
REFUNDS OF MONEYS ERRONEOUSLY RECEIVED AND COVERED	20X1807	-19,302,828.05	INTEREST RECEIVED FROM CREDIT REFORM FINANCING ACCOUNTS, DEPARTMENT OF VETERANS AFFAIRS	1499	883,031,994.82
RECOVERIES, OIL SPILL LIABILITY TRUST FUND (26 USC 9509)	8185.4	13,193,116.99	MISCELLANEOUS INTEREST, RECLAMATION FUND, INTERIOR (43 USC 391A)	5000.21	24,539,527.67
REFUND OF TAXES, RAILROAD RETIREMENT ACCOUNT	8011	769.93	INTEREST ON LATE PAYMENT OF COAL MINING RECLAMATION FEES, OFFICE OF SURFACE MINING RECLAMATION AND ENFORCEMENT (30 USC 1231)	5015.7	394,269.77
TOTAL, REFUNDS AND RECOVERIES		-6,108,941.13	FALCON AND AMISTAD OPERATING AND MAINTENANCE FUND, DEPARTMENT OF ENERGY	5178.1	1,379,740.00
TOTAL, MISCELLANEOUS RECEIPTS		21,989,512,077.11	OTHER PROPRIETARY RECEIPTS, FEDERAL SUPPLEMENTARY MEDICAL INSURANCE TRUST FUND (31 USC 3513)	8004.29	1,697,640.94
TOTAL, BUDGET RECEIPTS		1,257,452,506,516.75	OTHER PROPRIETARY RECEIPTS, FEDERAL HOSPITAL INSURANCE TRUST FUND (31 USC 3513)	8005.29	1,237,590.25
<b>PROPRIETARY RECEIPTS FROM THE PUBLIC</b>			OTHER PROPRIETARY RECEIPTS, FEDERAL OLD-AGE AND SURVIVORS INSURANCE TRUST FUND (31 USC 3513)	8006.29	492,621.12
<b>INTEREST</b>			OTHER PROPRIETARY RECEIPTS, FEDERAL DISABILITY INSURANCE TRUST FUND (31 USC 3513)	8007.29	133,941.77
INTEREST ON LOANS FOREIGN ASSISTANCE ACT			INCOME FROM DONATED SECURITIES, LIBRARY OF CONGRESS TRUST FUND (2 USC 158)	8032.21	928,978.75
INTEREST ON LOANS, FOREIGN ASSISTANCE ACT OF 1961, AGENCY FOR INTERNATIONAL DEVELOPMENT (31 USC 3513)	1466	328,038,822.99	INTEREST ON UNEMPLOYMENT INSURANCE LOANS TO STATES, FEDERAL UNEMPLOYMENT TRUST FUND (PUBLIC LAW 100-203)	8042.4	7,990,860.61
TOTAL, INTEREST ON LOANS TO STATES, MUNICIPALITIES, AND OTHER PUBLIC BODIES		328,038,822.99	MISCELLANEOUS INTEREST, BLACK LUNG DISABILITY TRUST FUND (30 USC 934A)	8144.4	3,530,300.56



TABLE A - RECEIPTS BY SOURCE CATEGORIES - CONTINUED

CLASSIFICATION	RECEIPT SYMBOL	RECEIPTS OFFSET AGAINST OUTLAY	CLASSIFICATION	RECEIPT SYMBOL	RECEIPTS OFFSET AGAINST OUTLAY
<b>PROPRIETARY RECEIPTS FROM THE PUBLIC-CONTINUED</b>			<b>PROPRIETARY RECEIPTS FROM THE PUBLIC-CONTINUED</b>		
<b>INTEREST-CONTINUED</b>			<b>RENTS-CONTINUED</b>		
OTHER INTEREST (DOMESTIC - CIVIL).....CONTINUED			RENTS AND CHARGES FOR QUARTERS, INDIAN		
INTEREST, OTHER (31 USC 1321) .....	8365 22	\$78,112,028.61	HEALTH SERVICES (P.L. 100-446) .....	5071.1	\$4,116,069.72
INTEREST, OTHER, DEPOSITS, FUNDS CONTRIBUTED			RECEIPTS FROM LEASES OF LANDS ACQUIRED FOR FLOOD		
FOR THE ADVANCEMENT OF THE INDIAN			CONTROL, NAVIGATION, AND ALLIED PURPOSES		
RACE (25 USC 451) .....	8563 22	5,560.49	(33 USC 701 C-3) .....	5090	5,262,237.87
PROPRIETARY RECEIPTS, SOLDIERS' AND			OTHER PROPRIETARY RECEIPTS, INDIAN		
AIRMEN'S HOME (104 STAT. 1723) .....	8929 3	7,144,197.87	TRIBAL FUNDS (31 USC 3513) .....	8365.32	186,114,716.94
TOTAL, OTHER INTEREST			TOTAL, RENT OF LAND AND		
(DOMESTIC - CIVIL) .....		1,141,590,443.30	OTHER REAL PROPERTY .....		219,042,281.63
TOTAL, INTEREST .....		2,743,046,795.32	RENT OF EQUIPMENT AND OTHER PERSONAL PROPERTY,		
<b>RENTS</b>			ARMY, NAVY, AIR FORCE (31 USC 3513) .....	1840	3,494,362.31
RENT AND BONUSES FROM LAND LEASES, ETC:			TOTAL, RENT OF EQUIPMENT AND OTHER		3,494,362.31
RENT AND BONUSES FROM LAND LEASES FOR RESOURCE			PERSONAL PROPERTY .....		354,249,835.07
EXPLORATION AND EXTRACTION, AGRICULTURE AND			TOTAL, RENTS .....		
INTERIOR (31 USC 3513) .....	1811	131,713,191.13	<b>ROYALTIES</b>		
TOTAL, RENT AND BONUSES FROM			MISCELLANEOUS ROYALTIES ON NATURAL RESOURCES:		
LAND LEASES FOR RESOURCE .....		131,713,191.13	ROYALTIES ON NATURAL RESOURCES, NOT OTHERWISE		
RECEIPTS FROM GRAZING, ETC., PUBLIC LANDS OUTSIDE			CLASSIFIED, INTERIOR (31 USC 3513) .....	2039	136,218,100.11
GRAZING DISTRICTS, BUREAU OF LAND MANAGEMENT			ROYALTIES ON NATURAL RESOURCES, RECLAMATION		
(43 USC 3151) .....	5016	1,404,767.23	FUND, INTERIOR (43 USC 391A) .....	5000.24	406,442,524.76
RECEIPTS FROM GRAZING, ETC., PUBLIC LANDS WITHIN			RECEIPTS FROM MINERAL LEASING, PUBLIC AND		
GRAZING DISTRICTS, BUREAU OF LAND MANAGEMENT			ACQUIRED MILITARY LANDS (ACT FEBRUARY 25,		
(43 USC 3151) .....	5032	2,950,653.41	1920 AND DECEMBER 17, 1981, AS AMENDED)		
RECEIPTS FROM GRAZING, ETC., PUBLIC LANDS WITHIN			(95 STAT. 1205 AND 30 USC 191, 286) .....	5003.2	519,635,992.51
GRAZING DISTRICTS, MISCELLANEOUS, BUREAU OF			MONEYS DUE OKLAHOMA FROM ROYALTIES, OIL AND GAS,		
LAND MANAGEMENT (43 USC 3151) .....	5044	-28,705.46	SOUTH HALF OF RED RIVER, ACT, MARCH 4, 1923, AS		
RECEIPTS FROM OIL AND GAS LEASES, NATIONAL			AMENDED (65 STAT. 252) .....	5134	6,443.98
PETROLEUM RESERVE IN ALASKA, BUREAU OF			ROYALTIES FOR USE OF DEPARTMENT OF DEFENSE,		
LAND MANAGEMENT (94 STAT. 2964) .....	5045	-29,539.52	MILITARY INSIGNA AND TRADEMARKS .....	5194.1	29,961.46
RENTS AND CHARGES FOR QUARTERS, INTERIOR,			ROYALTIES FROM CHARACTER MERCHANDISING,		
BUREAU OF LAND MANAGEMENT (98 STAT. 1874) .....	5048.1	243,405.51	FOREST SERVICE (31 USC 488A) .....	5214.1	81,548.34
RENTS AND CHARGES FOR QUARTERS, NATIONAL			TOTAL, ROYALTIES .....		1,062,414,571.16
PARK SERVICE (98 STAT. 1874) .....	5049.1	10,736,143.66	<b>SALE OF PRODUCTS</b>		
RENTS AND CHARGES FOR QUARTERS, UNITED STATES			SALE OF TIMBER AND OTHER NATURAL LAND		
FISH AND WILDLIFE SERVICE (98 STAT. 1874) .....	5050.1	1,867,723.65	PRODUCTS:		
RENTS AND CHARGES FOR QUARTERS, BUREAU OF			NATIONAL FORESTS FUND, AGRICULTURE (31 USC 3513)		
INDIANS AFFAIRS (98 STAT. 1874) .....	5051.1	6,106,259.33	2221	116,603,870.42	
RENTS AND CHARGES FOR QUARTERS, OFFICE OF YOUTH			SALE OF TIMBER, WILDLIFE AND OTHER NATURAL		
PROGRAMS, BUREAU OF RECLAMATION (64 STAT. 1262)			LAND PRODUCTS, NOT OTHERWISE CLASSIFIED,		
RENTS AND CHARGES FOR QUARTERLY, GEOLOGICAL			INTERIOR (31 USC 3513) .....	2229	51,923,768.13
SURVEY (98 STAT. 1874) .....	5055.1	24,605.80	SALE OF TIMBER AND OTHER PRODUCTS, RECLAMATION		
FEE COLLECTION SUPPORT, PUBLIC LANDS,			FUND, INTERIOR (43 USC 391A) .....	5000.25	621.40
BUREAU OF LAND MANAGEMENT (107 STAT 403) .....	5056.1	254,809.46	NATIONAL WILDLIFE REFUGEE FUND, UNITED STATES		
			FISH AND WILDLIFE SERVICE (16 USC 715S) .....	5091.1	7,062,503.88
			PROCEEDS FROM SALES, WATER RESOURCE		
			DEVELOPMENT PROJECTS, UNITED STATES FISH AND		
			WILDLIFE SERVICES (16 USC 460D) .....	5092.1	39,430.66

**TABLE A - RECEIPTS BY SOURCE CATEGORIES - CONTINUED**

CLASSIFICATION	RECEIPT SYMBOL	RECEIPTS OFFSET AGAINST OUTLAY	CLASSIFICATION	RECEIPT SYMBOL	RECEIPTS OFFSET AGAINST OUTLAY
<b>PROPRIETARY RECEIPTS FROM THE PUBLIC-CONTINUED</b>			<b>PROPRIETARY RECEIPTS FROM THE PUBLIC-CONTINUED</b>		
<b>SALE OF PRODUCTS-CONTINUED</b>			<b>SALE OF PRODUCTS-CONTINUED</b>		
SALE OF TIMBER AND OTHER NATURAL LAND PRODUCTS-CONTINUED			SALE OF POWER AND OTHER UTILITIES-CONTINUED		
TIMBER ROADS, PUCHASER ELECTIONS, FOREST SERVICE (90 STAT 2960)	5202 1	\$8,457,000.00	MISCELLANEOUS REVENUES FOR DEPARTMENTAL ADMINISTRATION, DEPARTMENT OF ENERGY (97 STAT. 256)	5228.1	-\$912,259.64
TIMBER SALVAGE SALES, FOREST SERVICE (90 STAT 2960)	5204 1	182,424,240.76	INCREMENTAL REVENUES FOR DEPARTMENTAL ADMINISTRATION, DEPARTMENT OF ENERGY (97 STAT. 256)	5228.2	571,863.80
DEPOSITS, BRUSH DISPOSAL (16 USC 490)	5206.1	22,497,234.36	POWER REVENUES, INDIAN IRRIGATION PROJECTS (25 USC 385C)	5648.1	40,857,551.05
NATIONAL FOREST FUND, PAYMENT TO MINNESOTA (COOK, LAKE, AND SAINT LOUIS COUNTIES) (16 USC 577G, 577G-1)	5213.1	1,268,148.07	REVENUES, COLORADO RIVER DAM FUND, BOULDER CANYON PROJECT, BUREAU OF RECLAMATION (98 STAT. 1334)	5656.1	63,356,927.11
DEPOSITS, LAND EXCHANGES, FOREST SERVICE (16 USC 484A, 98 STAT 1858)	5216	1,400,544.00	TOTAL, SALE OF POWER AND OTHER UTILITIES		875,831,185.33
PACIFIC YEW, FOREST SERVICE (106 STAT 862)	5225.1	7,233.61			
OREGON AND CALIFORNIA LAND-GRANT FUND (43 USC 1181D)	5882	-66,813,583.73	SALE OF OTHER PRODUCTS:		
DEPOSITS, OREGON AND CALIFORNIA GRANT LANDS (43 USC 1181F)	5884	74,098,439.26	SALE OF PUBLICATIONS AND REPRODUCTIONS, NOT OTHERWISE CLASSIFIED, INTERIOR (31 USC 3513)	2259	136,273.60
COOS BAY WAGON ROAD GRANT FUND (43 USC 1181D)	5897	1,055,442.55	USER FEE, AUTOMATED TARRIFF FILING AND INFORMATION SYSTEM FUND, FEDERAL MARITIME COMMISSION (106 STAT 4910-4913)	5184.1	207,483.64
DEPOSITS, COOS BAY WAGON ROAD GRANT LANDS, 75 PERCENT FUND (43 USC 1181D)	5898	2,256,914.83	TOTAL, SALE OF OTHER PRODUCTS		343,757.24
TOTAL, SALE OF TIMBER AND OTHER NATURAL LAND PRODUCTS		402,267,340.98			
			SALE OF MISCELLANEOUS PRODUCTS AND BY-PRODUCTS:		
SALE OF MINERALS AND MINERAL PRODUCTS			FOREST ECOSYSTEMS HEALTH AND RECOVERY - DISPOSAL OF SALVAGE TIMBER, BUREAU OF LAND MANAGEMENT (106 STAT. 1376)	5165.1	2,743,311.99
SALE OF MINERALS AND MINERAL PRODUCTS, ENERGY (31 USC 3513)	2230	402,912,263.59	TOTAL, SALE OF MISCELLANEOUS PRODUCTS & BY-PRODUCTS		2,743,311.99
PAYMENT TO STATES, NATIONAL FOREST FUND, MINERALS MANAGEMENT SERVICE	5243.1	2,227,782.75			
RECEIPTS FROM LEASES OF LANDS ACQUIRED FOR FLOOD CONTROL, NAVIGATION AND ALLIED PURPOSES (106 STAT 2776)	5248.1	1,228,618.56	RECOVERY OF MINT MANUFACTURING EXPENSE:		
TOTAL, SALE OF MINERALS AND MINERAL PRODUCTS		406,368,664.90	RECOVERY OF MINT MANUFACTURING EXPENSE, TREASURY (31 USC 3513)	2292	53,823,718.13
			COINAGE PROFIT FUND (31 USC 5111)	5811.1	5,876,437.85
SALE OF POWER AND OTHER UTILITIES			PROCEEDS FROM SALE OF WORLD WAR II 50TH ANNIVERSARY COMMEMORATIVE COINS (106 STAT 2106)	5811.11	-6,503,551.13
SALE AND TRANSMISSION OF ELECTRIC ENERGY, ALASKA POWER ADMINISTRATION (31 USC 3513)	2242	9,474,321.39	TOTAL, RECOVERY OF MINT MANUFACTURING EXPENSE		55,939,916.84
SALE AND TRANSMISSION OF ELECTRIC ENERGY, FALCON DAM, ENERGY (31 USC 3513)	2245	29,000.00			
SALE AND TRANSMISSION OF ELECTRIC ENERGY, SOUTHWESTERN POWER ADMINISTRATION	2247	98,074,592.00	TOTAL, SALE OF PRODUCTS		1,740,750,865.29
SALE AND TRANSMISSION OF ELECTRIC ENERGY, SOUTHEASTERN POWER ADMINISTRATION	2248	146,496,414.61			
SALE OF POWER AND OTHER UTILITIES, NOT OTHERWISE CLASSIFIED, ENERGY (31 USC 3513)	2249	13,519,101.00	<b>FEES AND OTHER CHARGES FOR SERVICES AND SPECIAL BENEFITS</b>		
SALE OF ELECTRIC ENERGY, BONNEVILLE POWER ADMINISTRATION, RECLAMATION FUND, INTERIOR ( 43 USC 391A)	5000.26	84,101,696.00	MEDICARE PREMIUMS AND OTHER CHARGES (TRUST FUNDS)		
SALE OF POWER AND OTHER UTILITIES, RECLAMATION FUND, INTERIOR (43 USC 391A)	5000.27	300,811,758.37	PREMIUMS COLLECTED FOR THE AGED, FEDERAL SUPPLEMENTARY MEDICAL INSURANCE TRUST FUND (42 USC 1395T)	8004.5	15,211,743,664.41
OTHER, RECLAMATION FUND (31 USC 3513)	5000.28	108,097,219.64	PREMIUMS COLLECTED FOR THE DISABLED, FEDERAL SUPPLEMENTARY MEDICAL INSURANCE TRUST FUND (42 USC 1395T)	8004.7	1,682,932,194.53
FEE COLLECTION SUPPORT, NATIONAL PARK SYSTEM, NATIONAL PARK SERVICE	5057.1	11,353,000.00			

TABLE A - RECEIPTS BY SOURCE CATEGORIES - CONTINUED

CLASSIFICATION	RECEIPT SYMBOL	RECEIPTS OFFSET AGAINST OUTLAY	CLASSIFICATION	RECEIPT SYMBOL	RECEIPTS OFFSET AGAINST OUTLAY
<b>PROPRIETARY RECEIPTS FROM THE PUBLIC-CONTINUED</b>			<b>PROPRIETARY RECEIPTS FROM THE PUBLIC-CONTINUED</b>		
<b>FEES AND OTHER CHARGES FOR SERVICES AND SPECIAL BENEFITS-CONTINUED</b>			<b>FEES AND OTHER CHARGES FOR SERVICES AND SPECIAL BENEFITS-CONTINUED</b>		
MEDICARE PREMIUMS AND OTHER CHARGES (TRUST FUNDS)- CONTINUED			DEPOSITS, FEED AND ATTENDANTS FOR ANIMALS IN QUARANTINE (21 USC 102)	8101.1	\$1,666,923.98
PREMIUMS COLLECTED FOR UNINSURED INDIVIDUALS NOT OTHERWISE ELIGIBLE, FEDERAL HOSPITAL TRUST FUND (42 USC 1395I)	8005.9	\$852,249,058.10	TOTAL, CHARGES FOR SUBSISTENCE, LAUNDRY AND HEALTH SERVICES		1,666,923.98
TAX REFUND, OFFSET COLLECTIONS, FEDERAL OLD-AGE SURVIVORS INSURANCE TRUST FUND	8006.9	6,735,335.22	CHARGES FOR TESTING, INSPECTION, AND GRADING SERVICES		
TAX REFUND, OFFSET COLLECTIONS, FEDERAL DISABILITY INSURANCE TRUST FUND	8007.9	3,435,967.03	OVERTIME SERVICE, FEDERAL COMMUNICATIONS COMMISSION (47 USC 154 (F) (3) )	2441	13,887.43
TOTAL, MEDICARE PREMIUM AND OTHER CHARGES (TRUST FUNDS)		17,757,096,219.29	OVERTIME SERVICE, MARINE INSPECTION AND NAVIGATION (46 USC 382B)	2442	12,797.92
NUCLEAR WASTE DISPOSAL REVENUES			DEPOSITS OF FEES, INSPECTION AND GRADING OF FARM PRODUCTS, AGRICULTURAL MARKETING SERVICE (7 USC 94, 1622H, 1624, 98 STAT. 1479)	8015.1	101,823,474.93
FEES FOR DISPOSAL OF SPENT NUCLEAR FUEL, INTERIM STORAGE FUND (97 STAT. 255)	5227.1	396,415,882.67	DEPOSITS OF FEES, INSPECTIONS AND GRADING OF FARM PRODUCTS, FOOD SAFETY AND INSPECTION SERVICE (7 USC 94, 1622H, 1624, 67 STAT. 633)	8137.1	2,239,826.48
FEES AND OTHER CHARGES FOR PROGRAM ADMINISTRATIVE SERVICES, INTERIOR (31 USC 3513)	2419.1	2,341,114.36	TOTAL, CHARGES FOR TESTING, INSPECTION, AND GRADING SERVICES		104,089,986.76
FEES AND OTHER CHARGES FOR OTHER SERVICES, COMMERCE	2419.2	138,266.54	FEES AND OTHER CHARGES FOR SERVICES: ADVANCES FROM STATE COOPERATING AGENCIES AND FOREIGN GOVERNMENTS, FEDERAL HIGHWAY ADMINISTRATION (23 USC 308(A))	8054.1	11,208,010.53
CHARGES FOR MEDICAL SERVICES, DEPARTMENT OF VETERANS AFFAIRS	2431	14,238,549.87	TOTAL, FEES AND OTHER CHARGES FOR SERVICES		11,208,010.53
OTHER			FEES AND OTHER CHARGES FOR SPECIAL BENEFITS:		
FEES AND OTHER CHARGES FOR COMMUNICATION AND TRANSPORTATION SERVICES, NOT OTHERWISE CLASSIFIED	2429	42,780,968.25	FEES FOR THE VETERANS ADMINISTRATION LOAN GUARANTEE HOUSING PROGRAM	2466	14,337.11
SERVICE CHARGES, DEPOSITS AND FORFEITURES, BUREAU OF LAND MANAGEMENT (31 USC 3513)	5017.1	9,689,025.53	RECEIPTS FROM GRAZING FEES, FEDERAL SHARE, INTERIOR (43 USC 315)	2484	5,483,415.19
DEPOSITS FOR ROAD MAINTENANCE AND RECONSTRUCTION, BUREAU OF LAND MANAGEMENT (43 USC 1762C)	5018.1	1,689,095.82	SPECIAL RECREATION USE FEES, ARMY, CORPS OF ENGINEERS, CIVIL (16 USC 460L-6A)	5007	25,198,999.60
REVENUES FOR ENRICHMENT OF URANIUM, DEPARTMENT OF ENERGY	5226	9,198,199.20	NATIONAL FOREST FUND RECEIPTS (106 STAT. 2776)	5008.1	54,760,710.87
RECEIPTS, TRANSPORTATION AUDIT CONTRACTS AND CONTRACT ADMINISTRATION, GENERAL SERVICES ADMINISTRATION (99 STAT. 373)	5250	9,000,000.00	RECREATION FEES FOR COLLECTION COSTS, AGRICULTURE (107 STAT 403)	5010.1	1,016,206.71
FEES COLLECTED FOR USE OF NATIONAL SCIENCE CENTER FACILITIES (99 STAT. 763-764)	5286.1	54,970.23	DEPARTMENT OF VETERANS AFFAIRS MEDICAL- CARE COST RECOVERY FUND (104 STAT. 1388-344)	5014.1	532,324,053.81
SELF-HELP HOUSING LAND DEVELOPMENT FUNDS, FARMERS HOME ADMINISTRATION (TA 17289 BC P)	5331.3	9,310.00	FEES, OPERATION AND MAINTENANCE OF RECREATION FACILITIES, FOREST SERVICE (101 STAT. 1330-265)	5072	8,710,126.04
FEES FROM LEASED FEDERALLY ACQUIRED PROPERTIES, INDEPENDENCE NATIONAL HISTORICAL PARK (16 USC407S)	5667.1	3,200.00	SALE OF HUNTING AND FISHING PERMITS, MILITARY RESERVATIONS (16 USC 670B)	5095.1	1,936,151.69
FEES FOR SERVICES, APPALACHIAN REGIONAL COMMISSION (40 APP. USC 105)	8090.3	1,521,400.00	RECREATION, ENTRANCE AND USE FEES, NATIONAL PARK SERVICE (101 STAT. 1330-264-1330-267)	5107	64,335,192.42
FEES AND CHARGES, ADVISORY COMMISSION ON INTERGOVERNMENTAL RELATIONS (42 USC 4279)	8155.2	300.00	RECREATION, ENTRANCE AND USE FEES, BUREAU OF LAND MANAGEMENT (101 STAT. 1330-264-1330-267)	5108	1,807,443.30
DEPOSITIS, SERVICE FEES, LIBRARY OF CONGRESS (31 USC 1323)	8208.1	6,899,618.54	RECREATION, ENTRANCE AND USE FEES, BUREAU OF RECLAMATION (101 STAT. 1330-264-1330-267)	5109	330,552.25
FEES PAID BY RESIDENTS, U.S. NAVAL HOME (104 STAT 1730)	8334.3	2,068,563.22			
TOTAL, OTHER		496,048,464.23			

**TABLE A - RECEIPTS BY SOURCE CATEGORIES - CONTINUED**

CLASSIFICATION	RECEIPT SYMBOL	RECEIPTS OFFSET AGAINST OUTLAY	CLASSIFICATION	RECEIPT SYMBOL	RECEIPTS OFFSET AGAINST OUTLAY
<b>PROPRIETARY RECEIPTS FROM THE PUBLIC-CONTINUED</b>			<b>PROPRIETARY RECEIPTS FROM THE PUBLIC-CONTINUED</b>		
<b>FEEES AND OTHER CHARGES FOR SERVICES AND SPECIAL BENEFITS-CONTINUED</b>			<b>FEEES AND OTHER CHARGES FOR SERVICES AND SPECIAL BENEFITS-CONTINUED</b>		
FEEES AND OTHER CHARGES FOR SPECIAL BENEFITS-CONTINUED			FEEES AND OTHER CHARGES FOR MISCELLANEOUS SERVICES-CONTINUED		
GRAZING FEEES FOR RANGE IMPROVEMENTS, TAYLOR GRAZING ACT, AS AMENDED (43 USC 315)	5132	\$9,406,299.45	HYDRAULIC MINING IN CALIFORNIA, WATER STORAGE AND USE OF FACILITIES, DEBRIS RESERVOIRS (33 USC 683)	5066.2	\$100,000.00
ENTRANCE FEEES, REFUGE UNITS (100 STAT. 3584-3586)	5137.3	1,564,820.46	PATENT AND TRADEMARK SURCHARGE FUND	5127	103,000,000.00
NATIONAL FORESTS FUND, PAYMENTS TO STATES (31 USC 3513)	5201.1	317,215,542.27	COOPERATIVE RESEARCH AND DEVELOPMENT AGREEMENTS, NATIONAL INSTITUTES OF HEALTH (15 USC 3710A)	5145.1	7,339,300.89
NATIONAL FORESTS FUND, ROADS AND TRAILS FOR STATES (31 USC 3513)	5203.1	48,186,988.37	COOPERATIVE RESEARCH AND DEVELOPMENT AGREEMENTS, CENTERS FOR DISEASE CONTROL (15 USC 3710A)	5146.1	1,098,879.00
RECEIPTS, RANGE BETTERMENT FUND (P.L. 97-394)	5207	4,542,004.75	COOPERATIVE RESEARCH AND DEVELOPMENT AGREEMENTS, FOOD AND DRUG ADMINISTRATION (15 USC 3710A)	5148.1	321,500.81
NATIONAL FOREST LANDS UNDER SPECIAL ACTS (31 USC 3513)	5208.1	1,110,550.20	REVENUE, CENTRAL VALLEY PROJECT RESTORATION FUND, BUREAU OF RECLAMATION (106 STAT 4726)	5173.3	20,980,543.09
OPERATIONS AND MAINTENANCE OF QUARTERS, FOREST SERVICE (P.L. 98-473 DTD.10-12-84)	5219.1	6,452,470.64	CONTRIBUTIONS FROM PROJECT BENEFICIARIES (DISTRICT), UTAH RECLAMATION MITIGATION AND CONSERVATION ACCOUNT (106 STAT 4649(B)(3))	5174.4	750,000.00
FEEES FOR TRAINING AND PLANNING, EMERGENCY PREPAREDNESS GRANT, RESEARCH AND SPECIAL PROGRAMS ADMINISTRATION, DEPARTMENT OF TRANSPORTATION	5282.1	6,985,993.13	NATURAL RESOURCE DAMAGE ASSESSMENT AND RESTORATION FUND, U.S. FISH AND WILDLIFE SERVICE, INTERIOR (105 STAT 1715-1716)	5198.1	16,811,353.69
RESERVE ACCOUNT, DEPARTMENT OF DEFENSE, FOREST PRODUCTS PROGRAM (98 STAT. 1522, 1523)	5285.1	100,687.56	FORFEITURES AND RECOVERIES, FOREST SERVICE LAND (16 USC 579C)	5215.1	358,298.45
DEPOSITS FOR EDUCATIONAL EXPENSES, CHILDREN OF EMPLOYEES, YELLOWSTONE NATIONAL PARK (16 USC 40C)	5663.1	718,700.00	DEPOSITS, OPERATION AND MAINTENANCE, INDIAN IRRIGATION SYSTEMS (25 USC 385A)	5240.1	26,156,317.98
FEEES FROM VISITORS TO GRAND TETON AND YELLOWSTONE NATIONAL PARKS, 25 PERCENT FUND	5666.1	20,000.00	ALASKA RESUPPLY PROGRAM, BUREAU OF INDIAN AFFAIRS (105 STAT 1007)	5242.1	2,551,433.36
USER FEEES - SMALL AIRPORTS	5694	1,119,442.42	FHA MUTUAL MORTGAGE INSURANCE GUARANTEED LOANS, NEGATIVE SUBSIDIES (104 STAT 1388-613)	5300	262,810,000.00
PAYMENTS TO COUNTIES, NATIONAL GRASSLANDS (7 USC 1012)	5896.3	3,011,080.77	GNMA GUARANTEES OF MORTGAGE-BACKED SECURITIES, GUARANTEED LOANS, NEGATIVE SUBSIDIES (104 STAT 1388-613)	5301	8,038,000.00
FEEES FOR SPECIAL BENEFITS, RECEIPTS FROM NATIONAL GRASSLANDS (7 USC 1012)	5896.5	-94,333,499.87	EXPORT-IMPORT BANK GUARANTEED LOANS NEGATIVE SUBSIDIES (31 USC 3513; 104 STAT 1388-613)	5303.1	48,518,182.06
RECEIPTS FROM NATIONAL GRASSLANDS, BUREAU OF LAND MANAGEMENT (7 USC 1012)	5896.11	200,895.16	EXPORT IMPORT BANK GUARANTEED LOANS, DOWNWARD REESTIMATES (2USC 661C)	5303.3	14,100,000.00
PREMIUM AND OTHER RECEIPTS, NATIONAL SERVICE	8132.1	335,413,958.65	RURAL ELECTRIFICATION AND TELEPHONE LOANS, DOWNWARD REESTIMATES OF SUBSIDIES (2 USC 661D)	5304.3	38,038,000.00
DEDUCTIONS FROM MILITARY PAY (38 USC 1622)	8133.1	8,809,193.43	AGRICULTURE CREDIT INSURANCE FUND DIRECT LOAN, (31 USC 3513; 104 STAT 1388-613)	5305	278,792.72
PREMIUM AND OTHER RECEIPTS, UNITED STATES GOVERNMENT LIFE INSURANCE FUND (38 USC 755)	8150.1	70,834.05	AGRICULTURAL CREDIT INSURANCE FUND DIRECT LOANS, DOWNWARD RE-ESTIMATE OF THE SUBSIDY (7 USC 742, 746)	5305.3	82,434,439.00
TOTAL, FEEES AND OTHER CHARGES FOR SPECIAL BENEFITS		1,346,513,150.43	RURAL DEVELOPMENT GUARANTEED LOANS, FARMERS HOME ADMINISTRATION, NEGATIVE SUBSIDIES (CONF. RPT. HR 5835)	5306.1	83,022.60
FEEES AND OTHER CHARGES FOR MISCELLANEOUS SERVICES:			RURAL DEVELOPMENT INSURANCE FUND GUARANTEED LOANS, DOWNWARD RE-ESTIMATE OF THE SUBSIDY (7 USC 742, 746)	5306.3	8,067,119.00
HARDROCK MINING CLAIM MAINTENANCE FEE, INTERIOR (107 STAT 405)	2032	49,156,845.28	EXPORT IMPORT BANK DIRECT LOANS, NEGATIVE SUBSIDIES (31 USC 3513; 104 STAT 1388-613)	5309.1	10,873,969.09
FEEES FOR MAPS AND CHARTS, PUBLIC, NATIONAL OCEANIC AND ATMOSPHERIC ADMINISTRATION, COMMERCE	2252	17,120,990.44	EXPORT-IMPORT BANK DIRECT LOANS, DOWNWARD RE-ESTIMATES (2 USC 661D)	5309.3	13,400,000.00
DEPOSITS FOR SURVIVOR ANNUITY BENEFITS, ARMY, NAVY, AIR FORCE. (31 USC 3513)	2462	11,424,570.58	FHA-GENERAL AND SPECIAL RISK INSURANCE, NEGATIVE SUBSIDIES (2 USC 661D)	5311.1	595,048,000.00
CONTRIBUTIONS FROM MILITARY PERSONNEL, VETERANS ADMINISTRATION EDUCATIONAL ASSISTANCE ACT OF 1984	2473	187,686,370.00			
RECEIPTS FROM OPERATINS OF NORTH PLATTE PROJECT (GERING AND FORT LARAMIE, GOSHEN, AND PATHFINDER IRRIGATION DISTRICTS), BUREAU OF RECLAMATION (64 STAT. 1262)	5058.1	6,948.73			

TABLE A - RECEIPTS BY SOURCE CATEGORIES - CONTINUED

CLASSIFICATION	RECEIPT SYMBOL	RECEIPTS OFFSET AGAINST OUTLAY	CLASSIFICATION	RECEIPT SYMBOL	RECEIPTS OFFSET AGAINST OUTLAY
<b>PROPRIETARY RECEIPTS FROM THE PUBLIC-CONTINUED</b>			<b>PROPRIETARY RECEIPTS FROM THE PUBLIC-CONTINUED</b>		
<b>FEEES AND OTHER CHARGES FOR SERVICES AND SPECIAL BENEFITS-CONTINUED</b>			<b>FEEES AND OTHER CHARGES FOR SERVICES AND SPECIAL BENEFITS-CONTINUED</b>		
FEEES AND OTHER CHARGES FOR MISCELLANEOUS SERVICES-CONTINUED			FEEES AND OTHER CHARGES FOR MISCELLANEOUS SERVICES-CONTINUED		
FHA-GENERAL AND SPECIAL RISK INSURANCE, RE-ESTIMATES (104 STAT 1388-613)	5311.3	\$174,602,000.00	CONTRIBUTIONS FROM STATES, ETC., COOPERATIVE WORK, FOREST HIGHWAYS, FEDERAL HIGHWAY ADMINISTRATION (23 USC 131)	8265.1	\$1,010,120.00
RURAL HOUSING INSURANCE FUND GUARANTEED LOANS, NEGATIVE SUBSIDIES, FARMERS HOME ADMINISTRATION (CONF RPT HR 5835)	5312.1	21,100.00	CONTRIBUTIONS, BUREAU OF MINES (31 USC 1321)	8287.1	1,368,558.41
RURAL HOUSING INSURANCE FUND DIRECT LOANS, DOWNWARD RE-ESTIMATE OF THE SUBSIDY	5312.3	49,975,156.00	UNITED STATES DOLLARS ADVANCED FROM FOREIGN GOVERNMENTS FOR TECHNICAL ASSISTANCE (22 USC 2761,2762)	8502.1	1,183,054.16
FEDERAL FAMILY EDUCATION LOAN PROGRAM, NEGATIVE SUBSIDIES, DEPARTMENT OF EDUCATION (2 USC 661D)	5314.1	93,432,000.00	CONTRIBUTED FUNDS, GEOLOGICAL SURVEY (96 STAT. 1972)	8562.1	165,473.00
GUARANTY AND INDEMNITY DIRECT LOAN FINANCING DEPARTMENT OF VETERANS AFFAIRS, DOWNWARD REESTIMATES OF SUBSIDIES (104 STAT 1388-613)	5315.3	-1,224,000.00	ADVANCES FOR COOPERATIVE WORK, DEPARTMENT OF ENERGY (42 USC 2017,2121(C))	8575.1	21,533,051.18
LOAN GUARANTY DIRECT LOAN FINANCING, DEPARTMENT OF VETERANS AFFAIRS, DOWNWARD REESTIMATES OF SUBSIDIES (104 STAT 1388-613)	5317.3	-45,735,000.00	CONTRIBUTIONS AND ADVANCES, RIVERS AND HARBORS, CORPS OF ENGINEERS (33 USC 560, 561, 701H, 702F, 703)	8862.1	138,563,044.77
RURAL ECONOMIC DEVELOPMENT LOANS, RURAL ELECTRIFICATION ADMINISTRATION, DOWNWARD REESTIMATES OF SUBSIDIES (7 USC 942,946)	5328.3	232,000.00	TRANSFER OF TOLLS FROM THE SAINT LAWRENCE SEAWAY DEVELOPMENT CORPORATION, HARBOR MAINTENANCE TRUST FUND (P.L. 99-662)	8863.3	11,112,156.04
RURAL DEVELOPMENT LOANS FUND, FARMERS HOME ADMINISTRATION (2 USC 661D)	5329.3	11,977.00	TOTAL, FEES AND OTHER CHARGES FOR MISCELLANEOUS SERVICES		2,332,326,434.46
AGRICULTURAL RESOURCE CONSERVATION FUNDS, FARMERS HOME ADMINISTRATION, DOWNWARD REESTIMATES OF SUBSIDIES (2 USC 661D)	5330.3	1,098,557.00	TOTAL, FEES AND OTHER CHARGES FOR SERVICES AND SPECIAL BENEFITS		22,048,949,189.68
FOREST SERVICE COOPERATIVE FUND (16 USC 498, 572A, 572(C))	8028.1	268,404,281.79	<b>SALE OF GOVERNMENT PROPERTY</b>		
CONTRIBUTIONS AND DEPOSITS, BUREAU OF LAND MANAGEMENT (31 USC 3513)	8069.1	9,295,345.16	SALE OF PUBLIC DOMAIN:		
DEPOSITS, RECLAMATION TRUST FUNDS (43 USC 395, 396)	8070.1	9,563,286.67	SALE OF PUBLIC DOMAIN, RECLAMATION FUND, INTERIOR (43 USC 391A)		
CONTRIBUTIONS, INDIAN HEALTH FACILITIES, INDIAN HEALTH SERVICES (P.L. 100-446)	8073.1	46,435,001.34	RECEIPTS FROM SALE OF PUBLIC LANDS, CLARK COUNTY, NEVADA, BUREAU OF LAND MANAGEMENT (94 STAT. 3382, SEC. 2(D) (1))		
DEPOSITS OF FEES, INSPECTION AND GRADING OF FARM (7 USC 94, 1622(H), 1624)	8137.1	2,239,826.48	RECEIPTS FROM CLARK COUNTY, NEVADA LAND SALES, 15 PERCENT FUND, BUREAU OF LAND MANAGEMENT (94 STAT. 3382)		
PROPRIETARY RECEIPTS, UNITED STATES INFORMATION AGENCY (22 USC 2455(F))	8167.1	128,596.57	SALE OF PUBLIC LAND AND MATERIALS, 5 PERCENT FUND TO STATES (65 STAT. 252)		
DEPOSITS OF MISCELLANEOUS CONTRIBUTED FUNDS, SOIL CONSERVATION SERVICE (7 USC 450B)	8210.1	160,777.00	SALE OF PUBLIC LAND AND MATERIALS (58 STAT. 745)		
DEPOSITS OF MISCELLANEOUS CONTRIBUTED FUNDS, AGRICULTURAL RESEARCH SERVICE (7 USC 450B)	8214.1	11,259,451.30	RECEIPTS, TRUSTEE, ALASKA TOWNSITES (31 USC 725S)		
DEPOSITS, CONTRIBUTED FUNDS, UNITED STATES FISH AND WILDLIFE SERVICE (16 USC 661)	8216.1	3,985,643.55	TOTAL, SALE OF PUBLIC DOMAIN		
DEPOSITS OF MISCELLANEOUS CONTRIBUTED FUNDS, STATISTICAL REPORTING SERVICE (7 USC 450B)	8218.1	275,039.67			
DEPOSITS OF MISCELLANEOUS CONTRIBUTED FUNDS, NATIONAL AGRICULTURAL LIBRARY (7 USC 450B)	8223.1	57,300.00	SALE OF OTHER REAL PROPERTY:		
DEPOSITS OF MISCELLANEOUS CONTRIBUTED FUNDS, ANIMAL AND PLANT HEALTH INSPECTION SERVICE (7 USC 450B)	8226.1	6,477,986.62	LAND AND WATER CONSERVATION FUND, SURPLUS PROPERTY SALES, NATIONAL PARK SERVICE (64 STAT. 1262)		
DEPOSITS OF MISCELLANEOUS CONTRIBUTED FUNDS, ECONOMIC RESEARCH SERVICE (7 USC 450B)	8227.1	482,571.83	PROCEEDS FROM SALE OF PROPERTY, JUDICIARY AUTOMATION FUND		
DEPOSITS OF MISCELLANEOUS CONTRIBUTED FUNDS, OFFICE OF INTERNATIONAL COOPERATION AND DEVELOPMENT (7 USC 450B)	8232.1	1,704,008.63	SALE AND RENT OF REAL PROPERTY, INTERNATIONAL CENTER, WASHINGTON, D.C., STATE (82 STAT. 959)		
CONTRIBUTIONS FOR HIGHWAY RESEARCH PROGRAM (23 USC 307)	8264.1	195,000.00	DISPOSAL OF DEPARTMENT OF DEFENSE REAL PROPERTY FOR NAVY		
			DISPOSAL OF DEPARTMENT OF DEFENSE REAL PROPERTY FOR ARMY		
			DISPOSAL OF DEPARTMENT OF DEFENSE REAL PROPERTY FOR AIR FORCE		

**TABLE A - RECEIPTS BY SOURCE CATEGORIES - CONTINUED**

CLASSIFICATION	RECEIPT SYMBOL	RECEIPTS OFFSET AGAINST OUTLAY	CLASSIFICATION	RECEIPT SYMBOL	RECEIPTS OFFSET AGAINST OUTLAY
<b>PROPRIETARY RECEIPTS FROM THE PUBLIC-CONTINUED</b>			<b>PROPRIETARY RECEIPTS FROM THE PUBLIC-CONTINUED</b>		
<b>SALE OF GOVERNMENT PROPERTY-CONTINUED</b>			<b>REALIZATION UPON LOANS AND INVESTMENTS-CONTINUED</b>		
SALE OF OTHER REAL PROPERTY-CONTINUED			REPAYMENTS OF LOANS UNDER FEDERAL CREDIT PROGRAMS:		
LEASE OF DEPARTMENT OF DEFENSE REAL PROPERTY FOR NAVY .....	5189.17	\$5,657,854.50	REPAYMENTS OF LOANS, CAPITAL CONTRIBUTIONS, HIGHER EDUCATIONAL ACTIVITIES, DEPARTMENT OF EDUCATION (20 USC 3441) .....	2915	\$130,831,531.82
LEASE OF DEPARTMENT OF DEFENSE REAL PROPERTY FOR ARMY .....	5189.21	18,260,589.76	REPAYMENTS OF LOANS FROM LOCAL EDUCATIONAL AGENCIES, ENVIRONMENTAL PROTECTION AGENCY .....	2917	8,700.00
LEASE OF DEPARTMENT OF DEFENSE REAL PROPERTY FOR AIR FORCE .....	5189.57	1,485,677.28	DOLLAR REPAYMENTS OF LOANS, AGENCY FOR INTERNATIONAL DEVELOPMENT .....	2941	539,837,551.28
OTHER RECEIPTS, SURPLUS REAL AND RELATED PERSONAL PROPERTY, GENERAL SERVICES ADMINISTRATION (40 USC 485) .....	5254.2	2,349,739.14	REPAYMENT OF ADVANCES AND LOANS TO THE DISTRICT OF COLUMBIA, TREASURY (31 USC 3513) .....	2950	12,045,238.07
TRANSFERS OF SURPLUS REAL AND RELATED PERSONAL PROPERTY RECEIPTS, GENERAL SERVICES ADMINISTRATION (40 USC 485) .....	5254.3	2,000,000.00	REPAYMENT OF LOANS TO UNITED KINGDOM, TREASURY .....	2961	101,851,204.95
TOTAL, SALE OF OTHER REAL PROPERTY .....		<u>39,708,844.28</u>	REPAYMENT OF LOANS, FOREIGN MILITARY LOAN LIQUIDATING ACCOUNT, FUNDS APPROPRIATED TO THE PRESIDENT .....	2968	544,704,683.34
SALE OF EQUIPMENT AND OTHER PERSONAL PROPERTY (OTHER THAN REPAYMENTS ON CREDIT SALES); DEPOSITS, ADVANCES, FOREIGN MILITARY SALES (22 USC 2761, 2762) .....	8242	13,035,760,314.83	RECEIPTS OF RENT, LEASES AND LEASE PAYMENTS FOR GOVERNMENT-OWNED REAL PROPERTY, GENERAL SERVICES ADMINISTRATION (40 USC 485) .....	5254.1	2,203,819.51
TOTAL, SALE OF EQUIPMENT AND OTHER PERSONAL PROPERTY (OTHER THAN REPAYMENTS ON CREDIT SALES) .....		<u>13,035,760,314.83</u>	TOTAL, REPAYMENTS OF LOANS UNDER FEDERAL CREDIT PROGRAMS .....		<u>1,331,482,728.97</u>
SALE OF SCRAP AND SALVAGE MATERIALS: SALE OF SCRAP AND SALVAGE MATERIALS, DEFENSE (31 USC 3513) .....	2651	1,981,752.60	TOTAL, REALIZATION UPON LOANS AND INVESTMENTS .....		<u>1,428,921,256.41</u>
TOTAL, SALE OF SCRAP AND SALVAGE MATERIALS .....		<u>1,981,752.60</u>	<b>RECOVERIES AND REFUNDS</b>		
TOTAL, SALE OF GOVERNMENT PROPERTY .....		<u>13,084,961,868.15</u>	COMPENSATION FOR GOVERNMENT PROPERTY LOST OR DAMAGED:		
<b>REALIZATION UPON LOANS AND INVESTMENTS</b>			RECOVERIES FOR GOVERNMENT PROPERTY LOST OR DAMAGED, NOT OTHERWISE CLASSIFIED, ARMY, NAVY, AIR FORCE .....		
REPAYMENT OF FOREIGN LOANS: DOLLAR CONVERSIONS OF FOREIGN CURRENCY LOAN REPAYMENTS, TREASURY (31 USC 3513) .....	2868	22,875,372.44	TOTAL, COMPENSATION FOR GOVERNMENT PROPERTY LOST OR DAMAGED .....		<u>12,964,975.57</u>
TOTAL, REPAYMENT OF FOREIGN LOANS .....		<u>22,875,372.44</u>	RECOVERIES UNDER FOREIGN AID PROGRAMS:		
REPAYMENTS ON MISCELLANEOUS RECOVERABLE COSTS, NOT OTHERWISE CLASSIFIED, ENERGY (31 USC 3513) .....	2889	74,563,155.00	RECOVERIES UNDER THE FOREIGN MILITARY SALES PROGRAM, ARMY, NAVY, AIR FORCE, DEFENSE .....		
TOTAL, REPAYMENTS ON MISCELLANEOUS RECOVERABLE COSTS .....		<u>74,563,155.00</u>	TOTAL, RECOVERIES UNDER FOREIGN AID PROGRAMS .....	3041	361,212,707.45

TABLE A - RECEIPTS BY SOURCE CATEGORIES - CONTINUED

CLASSIFICATION	RECEIPT SYMBOL	RECEIPTS OFFSET AGAINST OUTLAY	CLASSIFICATION	RECEIPT SYMBOL	RECEIPTS OFFSET AGAINST OUTLAY
<b>PROPRIETARY RECEIPTS FROM THE PUBLIC-CONTINUED</b>			<b>PROPRIETARY RECEIPTS FROM THE PUBLIC-CONTINUED</b>		
<b>RECOVERIES AND REFUNDS-CONTINUED</b>			<b>RECEIPT CLEARING ACCOUNTS-CONTINUED</b>		
MISCELLANEOUS RECOVERIES AND REFUNDS:			PROCEEDS OF SALES, PERSONAL PROPERTY,		
RECOVERY OF BENEFICIARY OVERPAYMENTS FROM THE			FOREST SERVICE .....	F3845.11	\$93,497.32
SUPPLEMENTAL SECURITY INCOME PROGRAM,			PROCEEDS OF SALES, PERSONAL PROPERTY .....	F3845.12	71,065.15
HEALTH AND HUMAN SERVICES (104 STAT 2204) .....	3096	\$800,188,175.17	PROCEEDS OF SALES, PERSONAL PROPERTY .....	F3845.13	-6,961.48
MISCELLANEOUS RECOVERIES AND REFUNDS, NOT			PROCEEDS OF SALES, PERSONAL PROPERTY .....	F3845.14	92,338.27
OTHERWISE CLASSIFIED, TRANSPORTATION,			PROCEEDS OF SALES, PERSONAL PROPERTY .....	F3845.16	987,753.17
TREASURY (31 USC 3513) .....	3099	1,215,205.86	PROCEEDS OF SALES, PERSONAL PROPERTY .....	F3845.18	214,744.11
GENERAL FUND PROPRIETARY RECEIPTS,			PROCEEDS OF SALES, PERSONAL PROPERTY,		
DEFENSE MILITARY, NOT OTHERWISE			FOREIGN AGRICULTURAL SERVICE .....	F3845.29	29,107.27
CLASSIFIED (31 USC 3513) .....	3210	558,336,379.60	PROCEEDS OF SALES, PERSONAL PROPERTY,		
GENERAL FUND PROPRIETARY RECEIPTS, NOT			PEACE CORPS .....	F3845.44	318,025.81
OTHERWISE CLASSIFIED, ALL OTHER .....	3220	1,118,188,898.02	BUDGET CLEARING ACCOUNT (SUSPENSE) .....	F3875	380,055,859.70
GENERAL FUND PROPRIETARY RECEIPTS, NOT			DEPOSITS IN TRANSIT DIFFERENCES (SUSPENSE) .....	F3878	-4,206,510.84
OTHERWISE CLASSIFIED, ALL OTHER (31 USC 3513) .....	3220.1	222.00	DEPOSITS IN TRANSIT DIFFERENCES (SUSPENSE) .....	F3878.1	659,532.38
GENERAL FUND PROPRIETARY RECEIPTS, NOT			DEPOSITS IN TRANSIT DIFFERENCES (SUSPENSE) .....	F3878.2	11,010,314.74
OTHERWISE CLASSIFIED, ALL OTHER,			DEPOSITS IN TRANSIT DIFFERENCES (SUSPENSE) .....	F3878.3	-4,893,147.72
BOTANIC GARDEN .....	3220.2	6,704.14	DEPOSITS IN TRANSIT DIFFERENCES (SUSPENSE) .....	F3878.4	-103,957.97
GENERAL FUND PROPRIETARY RECEIPTS, NOT			DEPOSITS IN TRANSIT DIFFERENCES (SUSPENSE) .....	F3878.5	2,955,606.63
OTHERWISE CLASSIFIED, ALL OTHER .....	3220.3	2,028.50	DEPOSITS IN TRANSIT DIFFERENCES (SUSPENSE) .....	F3878.6	-10,023.64
GENERAL FUND PROPRIETARY RECEIPTS, NOT			DEPOSITS IN TRANSIT DIFFERENCES (SUSPENSE) .....	F3878.8	128,659.38
OTHERWISE CLASSIFIED, ALL OTHER, OFFICE			DEPOSITS IN TRANSIT DIFFERENCES (SUSPENSE) .....	F3878.9	3,725,095.04
OF TECHNOLOGY ASSESSMENT .....	3220.7	30,426.54	DEPOSITS IN TRANSIT DIFFERENCES (SUSPENSE) .....	F3878.10	-369,532.02
GENERAL FUND PROPRIETARY RECEIPTS, NOT			DEPOSITS IN TRANSIT DIFFERENCES (SUSPENSE) .....	F3878.11	3,163,074.78
OTHERWISE CLASSIFIED, ALL OTHER, NATIONAL			DEPOSITS IN TRANSIT DIFFERENCES (SUSPENSE) .....	F3878.12	186,225.68
MEDIATION BOARD .....	3220.24	22,468.03	DEPOSITS IN TRANSIT DIFFERENCES (SUSPENSE) .....	F3878.13	-32,720.23
GENERAL FUND PROPRIETARY RECEIPTS, NOT			DEPOSITS IN TRANSIT DIFFERENCES (SUSPENSE) .....	F3878.14	-1,903.09
OTHERWISE CLASSIFIED, ALL OTHER, NATIONAL			DEPOSITS IN TRANSIT DIFFERENCES (SUSPENSE) .....	F3878.15	5,963.67
CAPITOL PLANNING COMMISSION .....	3220.25	43.90	DEPOSITS IN TRANSIT DIFFERENCES (SUSPENSE) .....	F3878.16	-1,009,278.74
GENERAL FUND PROPRIETARY RECEIPTS, NOT			DEPOSITS IN TRANSIT DIFFERENCES (SUSPENSE) .....	F3878.17	414,454.48
OTHERWISE CLASSIFIED, ALL OTHER, FEDERAL			DEPOSITS IN TRANSIT DIFFERENCES (SUSPENSE) .....	F3878.18	-16,758,463.15
MINE SAFETY AND HEALTH REVIEW COMMISSION .....	3220.28	317.70	DEPOSITS IN TRANSIT DIFFERENCES (SUSPENSE) .....	F3878.20	580,763.46
GENERAL FUND PROPRIETARY RECEIPTS, NOT			DEPOSITS IN TRANSIT DIFFERENCES (SUSPENSE) .....	F3878.21	11,024,960.17
OTHERWISE CLASSIFIED, ALL OTHER, COMMODITY			DEPOSITS IN TRANSIT DIFFERENCES (SUSPENSE) .....	F3878.22	443,979.43
FUTURES TRADING COMMISSION .....	3220.140	20,698.57	DEPOSITS IN TRANSIT DIFFERENCES (SUSPENSE) .....	F3878.25	22,494.45
GENERAL FUND PROPRIETARY RECEIPTS, NOT			DEPOSITS IN TRANSIT DIFFERENCES (SUSPENSE) .....	F3878.31	325,798.47
OTHERWISE CLASSIFIED, ALL OTHER, FEDERAL			DEPOSITS IN TRANSIT DIFFERENCES (SUSPENSE) .....	F3878.32	2,095.00
ELECTION COMMISSION .....	3220.160	192,704.59	DEPOSITS IN TRANSIT DIFFERENCES (SUSPENSE) .....	F3878.33	-67.00
RECOVERIES, HAZARDOUS SUBSTANCE SUPERFUND			DEPOSITS IN TRANSIT DIFFERENCES (SUSPENSE) .....	F3878.35	-2,672,261.56
(100 STAT. 1696; 1772-1774) .....	B145.4	199,899,252.90	DEPOSITS IN TRANSIT DIFFERENCES (SUSPENSE) .....	F3878.38	10,627.43
TOTAL, MISCELLANEOUS RECOVERIES			DEPOSITS IN TRANSIT DIFFERENCES (SUSPENSE) .....	F3878.39	2,639,920.77
AND REFUNDS .....		2,678,103,525.52	DEPOSITS IN TRANSIT DIFFERENCES (SUSPENSE) .....	F3878.40	24,116.88
TOTAL, RECOVERIES AND REFUNDS .....		3,052,281,208.54	DEPOSITS IN TRANSIT DIFFERENCES (SUSPENSE) .....	F3878.42	-38,946.29
			DEPOSITS IN TRANSIT DIFFERENCES (SUSPENSE) .....	F3878.43	-82,029.99
			DEPOSITS IN TRANSIT DIFFERENCES (SUSPENSE) .....	F3878.44	-116,336.66
			DEPOSITS IN TRANSIT DIFFERENCES (SUSPENSE) .....	F3878.46	1,062,800.88
			DEPOSITS IN TRANSIT DIFFERENCES (SUSPENSE) .....	F3878.47	39,814.67
			DEPOSITS IN TRANSIT DIFFERENCES (SUSPENSE) .....	F3878.48	102,445.95
			DEPOSITS IN TRANSIT DIFFERENCES (SUSPENSE) .....	F3878.49	-196,675.55
			DEPOSITS IN TRANSIT DIFFERENCES (SUSPENSE) .....	F3878.50	14,398.99
			DEPOSITS IN TRANSIT DIFFERENCES (SUSPENSE) .....	F3878.52	-10,329.49
			DEPOSITS IN TRANSIT DIFFERENCES (SUSPENSE) .....	F3878.53	10,273.94
			DEPOSITS IN TRANSIT DIFFERENCES (SUSPENSE) .....	F3878.54	-2,537.80
			DEPOSITS IN TRANSIT DIFFERENCES (SUSPENSE) .....	F3878.55	-144.51
			DEPOSITS IN TRANSIT DIFFERENCES (SUSPENSE) .....	F3878.60	2,000.00
			DEPOSITS IN TRANSIT DIFFERENCES (SUSPENSE) .....	F3878.64	187.20
			DEPOSITS IN TRANSIT DIFFERENCES (SUSPENSE) .....	F3878.70	-37.50
			DEPOSITS IN TRANSIT DIFFERENCES (SUSPENSE) .....	F3878.71	1,329,336.80
			DEPOSITS IN TRANSIT DIFFERENCES (SUSPENSE) .....	F3878.73	10,934,126.44
			DEPOSITS IN TRANSIT DIFFERENCES (SUSPENSE) .....	F3878.98	-136.79
<b>RECEIPT CLEARING ACCOUNTS</b>					
UNDISTRIBUTED PROCEEDS FROM SALE OF					
FOREIGN CURRENCY (SUSPENSE) .....	F3810	-3,466,390.86			
PROCEEDS OF SALES, PERSONAL PROPERTY (SUSPENSE) .....	F3845	14,613,270.45			
PROCEEDS OF SALES, PERSONAL PROPERTY .....	F3845.1	155,851.87			
PROCEEDS OF SALES, PERSONAL PROPERTY .....	F3845.6	365,306.97			
PROCEEDS OF SALES, PERSONAL PROPERTY,					
GEOLOGICAL SURVEY .....	F3845.8	21,921.94			
PROCEEDS OF SALES, PERSONAL PROPERTY .....	F3845.10	1,119,847.48			

**TABLE A - RECEIPTS BY SOURCE CATEGORIES - CONTINUED**

CLASSIFICATION	RECEIPT SYMBOL	RECEIPTS OFFSET AGAINST OUTLAY	CLASSIFICATION	RECEIPT SYMBOL	RECEIPTS OFFSET AGAINST OUTLAY
<b>PROPRIETARY RECEIPTS FROM THE PUBLIC-CONTINUED</b>			<b>PROPRIETARY RECEIPTS FROM THE PUBLIC-CONTINUED</b>		
<b>RECEIPT CLEARING ACCOUNTS-CONTINUED</b>			<b>RECEIPT CLEARING ACCOUNTS-CONTINUED</b>		
DEPOSITS IN TRANSIT DIFFERENCES (SUSPENSE)	F3878.116	\$365.00	UNDISTRIBUTED AND LETTER OF CREDIT DIFFERENCES (SUSPENSE), (31 USC 3513)	F3879.64	-\$191,119.81
UNDISTRIBUTED AND LETTER OF CREDIT DIFFERENCES (SUSPENSE), (31 USC 3513)	F3879	11,088,980.74	UNDISTRIBUTED AND LETTER OF CREDIT DIFFERENCES (SUSPENSE), (31 USC 3513)	F3879.65	446.51
UNDISTRIBUTED AND LETTER OF CREDIT DIFFERENCES (SUSPENSE), (31 USC 3513)	F3879.1	-5,573,680.59	UNDISTRIBUTED AND LETTER OF CREDIT DIFFERENCES (SUSPENSE), (31 USC 3513)	F3879.71	-2,750.62
UNDISTRIBUTED AND LETTER OF CREDIT DIFFERENCES (SUSPENSE), (31 USC 3513)	F3879.2	-326,889.41	UNDISTRIBUTED AND LETTER OF CREDIT DIFFERENCES (SUSPENSE), (31 USC 3513)	F3879.73	182,337.86
UNDISTRIBUTED AND LETTER OF CREDIT DIFFERENCES (SUSPENSE), (31 USC 3513)	F3879.3	-3,125,384.27	UNDISTRIBUTED AND LETTER OF CREDIT DIFFERENCES (SUSPENSE), (31 USC 3513)	F3879.116	-4,946.67
UNDISTRIBUTED AND LETTER OF CREDIT DIFFERENCES (SUSPENSE), (31 USC 3513)	F3879.4	70,534.18	UNAVAILABLE CHECK CANCELLATIONS AND OVERPAYMENTS (SUSPENSE), (31 USC 3513)	F3880	41,496,867.23
UNDISTRIBUTED AND LETTER OF CREDIT DIFFERENCES (SUSPENSE), (31 USC 3513)	F3879.5	-25,276.60	UNAVAILABLE CHECK CANCELLATIONS AND OVERPAYMENTS (SUSPENSE), DEPARTMENTAL MANAGEMENT	F3880.1	-14,289,625.63
UNDISTRIBUTED AND LETTER OF CREDIT DIFFERENCES (SUSPENSE), (31 USC 3513)	F3879.6	5,977,483.50	UNAVAILABLE CHECK CANCELLATIONS AND OVERPAYMENTS (SUSPENSE), (31 USC 3513)	F3880.2	-1,454,382.38
UNDISTRIBUTED AND LETTER OF CREDIT DIFFERENCES (SUSPENSE), (31 USC 3513)	F3879.8	934,209.70	UNAVAILABLE CHECK CANCELLATIONS AND OVERPAYMENTS (SUSPENSE), (31 USC 3513)	F3880.3	-240.00
UNDISTRIBUTED AND LETTER OF CREDIT DIFFERENCES (SUSPENSE), (31 USC 3513)	F3879.9	-1,564,166.57	UNAVAILABLE CHECK CANCELLATIONS AND OVERPAYMENTS (SUSPENSE), (31 USC 3513)	F3880.4	-100,869.31
UNDISTRIBUTED AND LETTER OF CREDIT DIFFERENCES (SUSPENSE), (31 USC 3513)	F3879.10	5,311,999.77	UNAVAILABLE CHECK CANCELLATIONS AND OVERPAYMENTS (SUSPENSE), (31 USC 3513)	F3880.5	8,942.10
UNDISTRIBUTED AND LETTER OF CREDIT DIFFERENCES (SUSPENSE), (31 USC 3513)	F3879.11	-2,472,997.86	UNAVAILABLE CHECK CANCELLATIONS AND OVERPAYMENTS (SUSPENSE), (31 USC 3513)	F3880.6	17,178.95
UNDISTRIBUTED AND LETTER OF CREDIT DIFFERENCES (SUSPENSE), (31 USC 3513)	F3879.12	-437,143.95	UNAVAILABLE CHECK CANCELLATIONS AND OVERPAYMENTS (SUSPENSE), (31 USC 3513)	F3880.7	-304.00
UNDISTRIBUTED AND LETTER OF CREDIT DIFFERENCES (SUSPENSE), (31 USC 3513)	F3879.13	103,137.60	UNAVAILABLE CHECK CANCELLATIONS AND OVERPAYMENTS (SUSPENSE), GEOLOGICAL SURVEY	F3880.8	-2,005.73
UNDISTRIBUTED AND LETTER OF CREDIT DIFFERENCES (SUSPENSE), (31 USC 3513)	F3879.14	115,052.46	UNAVAILABLE CHECK CANCELLATIONS AND OVERPAYMENTS (SUSPENSE), (31 USC 3513)	F3880.9	3,005,847.57
UNDISTRIBUTED AND LETTER OF CREDIT DIFFERENCES (SUSPENSE), (31 USC 3513)	F3879.15	-223,904.94	UNAVAILABLE CHECK CANCELLATIONS AND OVERPAYMENTS (SUSPENSE), (31 USC 3513)	F3880.10	306.62
UNDISTRIBUTED AND LETTER OF CREDIT DIFFERENCES (SUSPENSE), (31 USC 3513)	F3879.16	-12,489.72	UNAVAILABLE CHECK CANCELLATIONS AND OVERPAYMENTS (SUSPENSE), (31 USC 3513)	F3880.11	-1,609,953.50
UNDISTRIBUTED AND LETTER OF CREDIT DIFFERENCES (SUSPENSE), (31 USC 3513)	F3879.17	3,162.14	UNAVAILABLE CHECK CANCELLATIONS AND OVERPAYMENTS (SUSPENSE), (31 USC 3513)	F3880.12	6,047.89
UNDISTRIBUTED AND LETTER OF CREDIT DIFFERENCES (SUSPENSE), (31 USC 3513)	F3879.18	14,662,950.98	UNAVAILABLE CHECK CANCELLATIONS AND OVERPAYMENTS (SUSPENSE), (31 USC 3513)	F3880.13	104,327.32
UNDISTRIBUTED AND LETTER OF CREDIT DIFFERENCES (SUSPENSE), (31 USC 3513)	F3879.19	-481.68	UNAVAILABLE CHECK CANCELLATIONS AND OVERPAYMENTS (SUSPENSE), (31 USC 3513)	F3880.14	-283,516.19
UNDISTRIBUTED AND LETTER OF CREDIT DIFFERENCES (SUSPENSE), (31 USC 3513)	F3879.20	-3,466,856.22	UNAVAILABLE CHECK CANCELLATIONS AND OVERPAYMENTS (SUSPENSE)	F3880.16	-16.00
UNDISTRIBUTED AND LETTER OF CREDIT DIFFERENCES (SUSPENSE), (31 USC 3513)	F3879.24	16,428.56	UNAVAILABLE CHECK CANCELLATIONS AND OVERPAYMENTS (SUSPENSE)	F3880.17	400.52
UNDISTRIBUTED AND LETTER OF CREDIT DIFFERENCES (SUSPENSE), (31 USC 3513)	F3879.25	28,779.74	UNAVAILABLE CHECK CANCELLATIONS AND OVERPAYMENTS (SUSPENSE)	F3880.18	-12.00
UNDISTRIBUTED AND LETTER OF CREDIT DIFFERENCES (SUSPENSE), (31 USC 3513)	F3879.31	-847.53	UNAVAILABLE CHECK CANCELLATIONS AND OVERPAYMENTS (SUSPENSE), MINERALS MANAGEMENT SERVICE	F3880.19	17,683.13
UNDISTRIBUTED AND LETTER OF CREDIT DIFFERENCES (SUSPENSE), (31 USC 3513)	F3879.35	21,459.95	UNAVAILABLE CHECK CANCELLATIONS AND OVERPAYMENTS (SUSPENSE), (31 USC 3513)	F3880.20	-589.07
UNDISTRIBUTED AND LETTER OF CREDIT DIFFERENCES (SUSPENSE), (31 USC 3513)	F3879.37	-6,212.95	UNAVAILABLE CHECK CANCELLATIONS AND OVERPAYMENTS (SUSPENSE), (31 USC 3513)	F3880.21	-3,406,561.93
UNDISTRIBUTED AND LETTER OF CREDIT DIFFERENCES (SUSPENSE), (31 USC 3513)	F3879.38	05	UNAVAILABLE CHECK CANCELLATIONS AND OVERPAYMENTS (SUSPENSE), (31 USC 3513)	F3880.22	93,001.08
UNDISTRIBUTED AND LETTER OF CREDIT DIFFERENCES (SUSPENSE), (31 USC 3513)	F3879.39	-524,525.15	UNAVAILABLE CHECK CANCELLATIONS AND OVERPAYMENTS (SUSPENSE), (31 USC 3513)	F3880.31	-637,742.96
UNDISTRIBUTED AND LETTER OF CREDIT DIFFERENCES (SUSPENSE), (31 USC 3513)	F3879.44	976,342.94	UNAVAILABLE CHECK CANCELLATIONS AND OVERPAYMENTS (SUSPENSE), (31 USC 3513)	F3880.32	950.00
UNDISTRIBUTED AND LETTER OF CREDIT DIFFERENCES (SUSPENSE), (31 USC 3513)	F3879.55	-16,423.26	UNAVAILABLE CHECK CANCELLATIONS AND OVERPAYMENTS (SUSPENSE)	F3880.35	-51.53



TABLE A - RECEIPTS BY SOURCE CATEGORIES - CONTINUED

CLASSIFICATION	RECEIPT SYMBOL	RECEIPTS OFFSET AGAINST OUTLAY	CLASSIFICATION	RECEIPT SYMBOL	RECEIPTS OFFSET AGAINST OUTLAY
<b>PROPRIETARY RECEIPTS FROM THE PUBLIC-CONTINUED</b>			<b>INTRABUDGETARY RECEIPTS DEDUCTED BY AGENCY</b>		
<b>RECEIPT CLEARING ACCOUNTS-CONTINUED</b>			<b>INTEREST</b>		
UNAVAILABLE CHECK CANCELLATIONS AND OVERPAYMENTS (SUSPENSE) (31 USC 3513)	F3880.39	\$1,087,691.65	INTEREST ON LOANS TO GOVERNMENT-OWNED ENTERPRISES:		
UNAVAILABLE CHECK CANCELLATIONS AND OVERPAYMENT (SUSPENSE) (31 USC 3513)	F3880.40	761,488.37	INTEREST ON LOANS FOR ISOTOPE PRODUCTION AND DISTRIBUTION PROGRAM FUND, DEPARTMENT OF ENERGY (105 STAT 528)	1339	\$1,269,117.11
UNAVAILABLE CHECK CANCELLATIONS AND OVERPAYMENTS (SUSPENSE) (31 USC 3513)	F3880.42	-210,586.71	INTEREST ON LOANS AND FEDERAL INVESTMENT, BONNEVILLE POWER ADMINISTRATION FUND, DEPARTMENT OF ENERGY	1351	361,284,663.14
UNAVAILABLE CHECK CANCELLATIONS AND OVERPAYMENTS (SUSPENSE) (31 USC 3513)	F3880.43	-4,000.00	INTEREST ON LOANS FOR HOUSING FOR THE ELDERLY OR HANDICAPPED	1354	743,544,736.38
UNAVAILABLE CHECK CANCELLATIONS AND OVERPAYMENTS (SUSPENSE) (31 USC 3513)	F3880.44	-484.77	INTEREST ON LOANS TO THE SECRETARY OF TRANSPORTATION, AIRCRAFT PURCHASE LOAN GUARANTEE PROGRAM, FEDERAL AVIATION ADMINISTRATION (97 STAT. 339)	1362	655.64
UNAVAILABLE CHECK CANCELLATIONS AND OVERPAYMENTS (SUSPENSE) (31 USC 3513)	F3880.46	-1,710.00	INTEREST ON LOANS FOR COLLEGE HOUSING AND ACADEMIC FACILITIES LOANS, DEPARTMENT OF EDUCATION (P.L. 100-202)	1363	9,533,959.96
UNAVAILABLE CHECK CANCELLATIONS AND OVERPAYMENTS (SUSPENSE) (31 USC 3513)	F3880.47	1,291.50	INTEREST ON LOANS TO HOUSING AND OTHER GUARANTY PROGRAMS, AGENCY FOR INTERNATIONAL DEVELOPMENT (P.L. 99-591)	1380	10,637,675.50
UNAVAILABLE CHECK CANCELLATIONS AND OVERPAYMENTS (SUSPENSE) (31 USC 3513)	F3880.49	-4,764.06	INTEREST ON LOANS TO COMMODITY CREDIT CORPORATION	1401	133,879,812.89
UNAVAILABLE CHECK CANCELLATIONS AND OVERPAYMENTS (SUSPENSE) (31 USC 3513)	F3880.50	-958.00	INTEREST ON LOANS TO EXPORT-IMPORT BANK OF THE U.S. (BEGINNING OCTOBER 1, 1976) (88 STAT. 2333)	1402	766.85
UNAVAILABLE CHECK CANCELLATIONS AND OVERPAYMENTS (SUSPENSE) (31 USC 3513)	F3880.51	-1,242.00	INTEREST ON LOANS TO DEPARTMENT OF EDUCATION, COLLEGE HOUSING LOANS (93 STAT. 681)	1405	10,858,068.35
UNAVAILABLE CHECK CANCELLATIONS AND OVERPAYMENTS (SUSPENSE), SEOUL, KOREA (31 USC 3513)	F3880.53	-4.00	INTEREST ON LOANS TO AGRICULTURAL CREDIT INSURANCE FUND	1409	355,952,650.56
UNAVAILABLE CHECK CANCELLATIONS AND OVERPAYMENTS (SUSPENSE) (31 USC 3513)	F3880.54	-13,574.32	INTEREST ON INVESTMENT, ECONOMIC DEVELOPMENT REVOLVING FUND	1410	6,766,142.04
UNAVAILABLE CHECK CANCELLATIONS AND OVERPAYMENTS (SUSPENSE) (31 USC 3513)	F3880.60	-63,989.41	INTEREST ON LOANS TO FEDERAL FINANCING BANK, TREASURY	1418	9,048,709,078.00
UNAVAILABLE CHECK CANCELLATIONS AND OVERPAYMENTS (SUSPENSE) (31 USC 3513)	F3880.64	-8.00	INTEREST ON LOANS, HIGHER EDUCATION FACILITIES LOAN FUND	1422	3,493,884.22
UNAVAILABLE CHECK CANCELLATIONS AND OVERPAYMENTS (SUSPENSE) (31 USC 3513)	F3880.70	4.00	INTEREST ON INVESTMENTS, COLORADO RIVER PROJECTS	1424	24,810,319.32
UNAVAILABLE CHECK CANCELLATIONS AND OVERPAYMENTS (SUSPENSE) (31 USC 3513)	F3880.71	-104.00	INTEREST ON LOANS TO RURAL DEVELOPMENT INSURANCE FUND, FARMERS HOME ADMINISTRATION	1425	155,982,561.36
UNAVAILABLE CHECK CANCELLATIONS AND OVERPAYMENTS (SUSPENSE) (31 USC 3513)	F3880.90	-2,469,969.70	INTEREST ON ADVANCES TO COLORADO RIVER DAM FUND, BOULDER CANYON PROJECT	1427	4,622,353.30
TOTAL, RECEIPT CLEARING ACCOUNTS		456,180,215.39	INTEREST ON ADVANCES TO SMALL BUSINESS ADMINISTRATION	1428	92,705,834.38
TOTAL, PROPRIETARY RECEIPTS FROM THE PUBLIC		45,971,755,805.01	INTEREST ON LOANS TO RURAL HOUSING INSURANCE FUND, FARMERS HOME ADMINISTRATION	1430	1,739,318.65
			INTEREST ON LOANS TO NATIONAL INSURANCE DEVELOPMENT FUND, FEDERAL EMERGENCY MANAGEMENT AGENCY	1432	59,678.64
			INTEREST ON LOANS TO RURAL TELEPHONE BANK	1439	58,677,160.51
			TOTAL, INTEREST ON LOANS TO GOVERNMENT-OWNED ENTERPRISES		11,024,528,436.80

TABLE A - RECEIPTS BY SOURCE CATEGORIES - CONTINUED

CLASSIFICATION	RECEIPT SYMBOL	RECEIPTS OFFSET AGAINST OUTLAY	CLASSIFICATION	RECEIPT SYMBOL	RECEIPTS OFFSET AGAINST OUTLAY
<b>INTRABUDGETARY RECEIPTS DEDUCTED BY AGENCY-CONTINUED</b>			<b>INTRABUDGETARY RECEIPTS DEDUCTED BY AGENCY-CONTINUED</b>		
<b>INTEREST-CONTINUED</b>			<b>INTEREST-CONTINUED</b>		
MISCELLANEOUS INTEREST COLLECTIONS:			MISCELLANEOUS INTEREST COLLECTIONS-CONTINUED		
INTEREST ON NET INVESTMENTS, PANAMA CANAL COMMISSION (31 USC 3513)	1491	\$7,519,923.68	EARNINGS ON INVESTMENT, TRIBAL ECONOMIC RECOVERY FUNDS, BUREAU OF INDIAN AFFAIRS (106 STAT 4732-4734)	5197.2	\$3,609,364.35
INTEREST PAYMENTS ON ADVANCES TO THE BLACK LUNG DISABILITY TRUST FUND	1495	387,755,766.79	EARNINGS ON INVESTMENTS, NATURAL RESOURCE DAMAGE ASSESSMENT AND RESTORATION FUND, U.S. FISH AND WILDLIFE SERVICE, INTERIOR (105 STAT 1715-1716)	5198.2	1,284,096.63
INTEREST ON ADVANCES TO THE RAILROAD RETIREMENT ACCOUNT	1497	232,457,246.58	EARNINGS ON INVESTMENTS, NUCLEAR WASTE DISPOSAL FUND (42 USC 10222)	5227.2	187,730,281.45
COLLECTIONS OF RECEIVABLE FROM CANCELLED ACCOUNTS (31 USC 3513)	3200	159,789,470.33	EARNINGS ON INVESTMENT, DEPARTMENT OF ENERGY (106 STAT 2953)	5231.2	4,444,166.12
EARNINGS ON INVESTMENTS, SPECIAL FORFEITURE FUND.	5001.2	440,198.34	GENERAL FUND PAYMENT DEFENSE, DEPARTMENT OF ENERGY (106 STAT 2953)	5231.4	129,805,000.00
EARNINGS ON INVESTMENTS, OFFICE OF SURFACE EARNINGS ON INVESTMENTS, FEDERAL AID TO WILDLIFE RESTORATION FUND (103 STAT 1974-1975)	5015.9	40,089,640.73	EARNINGS ON INVESTMENTS, OPERATION AND MAINTENANCE, INDIAN IRRIGATION SYSTEMS (25 USC 385A)	5240.2	821,343.73
EARNINGS ON INVESTMENTS, ASSETS FORFEITURE FUND (98 STAT 2052 AND 2053)	5042.2	30,620,731.94	EARNINGS ON INVESTMENTS, POWER REVENUES, INDIAN IRRIGATION PROJECTS (25 USC 385C)	5648.2	1,829,841.18
EARNINGS ON INVESTMENTS, UNITED STATES TRUSTEE SYSTEM FUND (P.L. 99-554 (10/27/86))	5073.2	5,164,827.37	EARNINGS ON INVESTMENTS, TREASURY FORFEITURE FUND (106 STAT 1783)	5697.2	1,904,141.76
EARNINGS ON INVESTMENTS, OLIVER WENDELL HOLMES DEVISE FUND (96 STAT 1133)	5075.2	3,008.91	PAYMENTS FROM THE GENERAL FUND, CORPORATION	8267.3	98,751,000.00
ADVANCES AND REIMBURSEMENTS, JUDICIARY AUTOMATION FUND	5114.3	119,971,255.90	TOTAL, MISCELLANEOUS INTEREST COLLECTIONS		1,561,636,756.34
EARNINGS ON INVESTMENTS, FISHING VESSEL AND GEAR DAMAGE COMPENSATION FUND (22 USC 1980)	5119.2	97,821.53	TOTAL, INTEREST		12,586,165,193.14
EARNINGS ON INVESTMENTS, FISHERMEN'S CONTINGENCY FUND (43 USC 1842)	5120.2	68,276.48			
EARNINGS ON INVESTMENTS, FOREIGN FISHING OBSERVER FUND (16 USC 9711)	5122.2	28,034.04	<b>INTERCHANGE RECEIPTS</b>		
EARNINGS ON INVESTMENTS, FISHERIES PROMOTIONAL FUND (100 STAT 3720)	5124.2	34,680.10	RAILROAD RETIREMENT/SOCIAL SECURITY RETIREMENT		
PAYMENT FROM THE GENERAL FUND, COOPERATIVE ENDANGERED SPECIES CONSERVATION FUND	5143	22,424,164.00	RECEIPTS FROM FEDERAL OLD-AGE AND SURVIVORS AND DISABILITY INSURANCE TRUST FUND, SOCIAL SECURITY EQUIVALENT BENEFIT ACCOUNT, RAILROAD RETIREMENT BOARD (97 STAT 438)		
DONATIONS TO THE WILDLIFE CONSERVATION AND APPRECIATION FUND, U.S. FISH AND WILDLIFE SERVICE (106 STAT 5098)	5150.1	352,194.00	ADVANCES FROM THE GENERAL FUND, SOCIAL SECURITY EQUIVALENT BENEFIT ACCOUNT, RAILROAD RETIREMENT BOARD (97 STAT 438)		
INTEREST ON INVESTMENT, PANAMA CANAL COMMISSION COMPENSATION FUND (102 STAT 4685)	5155.2	3,456,007.85	PAYMENTS FROM THE GENERAL FUND, RAILROAD RETIREMENT BOARD (31 USC 3513, 97 STAT 438)		
EARNINGS ON INVESTMENT, CWSFS (106 STAT 960)	5166.2	1,683.46	RECEIPTS TRANSFERRED FROM FOREIGN SERVICE RETIREMENT AND DISABILITY FUND, CIVIL SERVICE RETIREMENT AND DISABILITY FUND (5 USC 8334)		
INTEREST ON PRINCIPAL, UTAH RECLAMATION MITIGATION AND CONSERVATION ACCOUNT (106 STAT 4649(C)(1))	5174.2	78,900.52	RECEIPTS FROM CIVIL SERVICE RETIREMENT AND DISABILITY FUND, FOREIGN SERVICE RETIREMENT AND DISABILITY FUND (22 USC 1092)		
CONTRIBUTIONS FROM PROJECT BENEFICIARIES (WAPA), UTAH RECLAMATION MITIGATION AND CONSERVATION ACCOUNT (106 STAT 4649(B)(3)(B))	5174.5	5,000,000.00	TOTAL, INTERCHANGE RECEIPTS		
ANNUAL APPROPRIATIONS FOR COMMISSION, UTAH RECLAMATION MITIGATION AND CONSERVATION ACCOUNT (106 STAT 4649 (B)(4)(B))	5174.6	4,850,000.00			
EARNINGS ON INVESTMENTS, COPYRIGHT OFFICE (17 USC 111(D)(3), 116(C)(1))	5175.2	19,213,419.29			
INTERNATIONAL LITIGATION FUND, DEPARTMENT OF STATE	5177.1	1,166,216.00			
EARNINGS ON INVESTMENTS, DEFENSE COOPERATION ACCOUNT	5187.2	212,451.72			
PAYMENTS FROM TRIBAL ECONOMIC RECOVERY FUND, BUREAU OF INDIAN AFFAIRS (106 STAT 4732-4734)	5197.1	82,600,000.00			

FOOTNOTES AT END OF CHAPTER

TABLE A - RECEIPTS BY SOURCE CATEGORIES - CONTINUED

CLASSIFICATION	RECEIPT SYMBOL	RECEIPTS OFFSET AGAINST OUTLAY	CLASSIFICATION	RECEIPT SYMBOL	RECEIPTS OFFSET AGAINST OUTLAY
<b>CONTRIBUTIONS</b>			<b>INTRABUDGETARY RECEIPTS DEDUCTED BY AGENCY-CONTINUED</b>		
<b>CONTRIBUTIONS TO INSURANCE PROGRAMS</b>			<b>CONTRIBUTIONS-CONTINUED</b>		
FEDERAL CONTRIBUTIONS TO PRINCIPAL, UTAH RECLAMATION MITIGATION AND CONSERVATION ACCOUNT (106 STAT 4649 (B)(2))	5174.3	\$5,000,000.00	CONTRIBUTIONS TO INSURANCE PROGRAMS-CONTINUED		
FEDERAL CONTRIBUTIONS, FEDERAL SUPPLEMENTARY MEDICAL INSURANCE TRUST FUND (42 USC 1395T)	8004.1	38,354,529,891.35	REPAYABLE ADVANCES FROM GENERAL FUND, BLACK LUNG DISABILITY TRUST FUND (30 USC 934A)	8144.5	\$413,925,000.00
PAYMENTS FROM THE GENERAL FUND, FEDERAL HOSPITAL INSURANCE TRUST FUND (31 USC 3513)	8005.6	607,632,591.20	PAYMENTS FROM GENERAL AND SPECIAL FUNDS, UNITED STATES GOVERNMENT LIFE INSURANCE FUND (38 USC 755)	8150.3	197,649.67
FEDERAL HOSPITAL TRUST FUND, TRANSFER FROM GENERAL FUND (OASI) TAXES (107 STAT. 475-476)	8005.35	1,639,000,000.00	FEDERAL CONTRIBUTION, FOREIGN SERVICE RETIREMENT AND DISABILITY FUND (22 USC 1105, 1106)	8186.8	310,635,000.00
MISCELLANEOUS FEDERAL PAYMENTS, FEDERAL OLD-AGE AND SURVIVORS INSURANCE TRUST FUND (42 USC 417)	8006.6	5,370,628,970.83	FEDERAL PAYMENT, NORTHERN CHEYENNE INDIAN RESERVED WATER RIGHTS SETTLEMENT TRUST FUND (106 STAT 1188)	8327.1	1,400,000.00
FEDERAL PAYMENTS FOR PENSION REFORM ADMINISTRATIVE EXPENSES, FEDERAL OLD-AGE AND SURVIVORS INSURANCE TRUST FUND (42 USC 1320B-1)	8006.43	725,203.00	FOREIGN SERVICE NATIONAL SEPARATION LIABILITY TRUST FUND, STATE	8340.1	6,425,560.84
MISCELLANEOUS FEDERAL PAYMENTS, FEDERAL DISABILITY INSURANCE TRUST FUND (42 USC 417)	8007.6	306,728,490.63	FOREIGN SERVICE NATIONAL SEPARATION LIABILITY TRUST FUND, UNITED STATES INFORMATION AGENCY (105 STAT 672)	8341.1	5,634,176.00
FEDERAL PAYMENTS TO RAILROAD RETIREMENT TRUST FUNDS, RAILROAD RETIREMENT ACCOUNT (45 USC 228C-1)	8011.7	384,000,000.00	FOREIGN NATIONAL SEPARATION LIABILITY FUND, AGENCY FOR INTERNATIONAL DEVELOPMENT (105 STAT. 672)	8342.1	3,153,705.36
FEDERAL EMPLOYEES COMPENSATION ACCOUNT DEPOSITS BY FEDERAL AGENCIES, UNEMPLOYMENT TRUST FUND (PL 96-499)	8042.10	766,039,919.92	FOREIGN SERVICE FOR NATIONAL SEPARATION LIABILITY TRUST FUND, PEACE CORPS (150 STAT 672, SEC. 151)	8345.1	185,000.00
NON-REPAYABLE ADVANCES FROM THE GENERAL FUND TO THE FEDERAL COMPENSATION ACCOUNT, UNEMPLOYMENT TRUST FUND (31 USC 3513)	8042.11	2,551,000,000.00	FOREIGN SERVICE NATIONAL SEPARATION LIABILITY TRUST FUND, U.S. TRAVEL AND TOURISM ADMINISTRATION, COMMERCE	8347.1	424,631.00
PAYMENTS FROM THE GENERAL FUND FOR EXTENDING UNEMPLOYMENT COMPENSATION (P.L. 102-318)	8042.13	4,320,000.00	TOTAL CONTRIBUTIONS TO INSURANCE PROGRAMS		<u>82,462,890,840.88</u>
FEDERAL CONTRIBUTION, DEPARTMENT OF DEFENSE MILITARY RETIREMENT FUND (97 STAT. 644(A))	8097.3	11,908,000,000.00	MISCELLANEOUS CONTRIBUTIONS:		
EMPLOYING AGENCY CONTRIBUTIONS, DEPARTMENT OF DEFENSE, EDUCATION BENEFITS FUND (98 STAT. 2568)	8098.1	69,911,084.00	PROCEEDS OF SALES TO FEDERAL AGENCIES FROM STOCK FILE MATERIALS, DEFENSE PRODUCTION ACT (31 USC 1535, 1536)	2636.21	372,860.10
FEDERAL PAYMENT TO JUDICIAL OFFICERS RETIREMENT FUND (102 STAT. 3915)	8122.4	20,000,000.00	PAYMENT TO PANAMA CANAL COMMISSION COMPENSATION FUND (102 STAT. 4685)	5155.1	13,000,000.00
FEDERAL PAYMENT TO CLAIMS COURT, JUDGES RETIREMENT FUND	8124.1	545,000.00	ADVANCES FROM OTHER FEDERAL AGENCIES, FEDERAL HIGHWAY ADMINISTRATION (23 USC 388(A))	8054.2	-19,404,440.53
PAYMENTS FROM GENERAL AND SPECIAL FUNDS, NATIONAL SERVICE LIFE INSURANCE FUND (38 USC 720)	8132.3	1,391,597.96	GENERAL FUND CONTRIBUTIONS, APPALACHIAN REGIONAL COMMISSION (40 APP. USC 105)	8090.1	1,711,500.00
FEDERAL CONTRIBUTION, CIVIL SERVICE RETIREMENT AND DISABILITY FUND (5 USC 8348(F))	8135.5	19,698,141,825.00	TRANSITIONAL HOUSING LOAN PROGRAM ACCOUNT, DEPARTMENT OF VETERANS AFFAIRS (104 STAT 1388-613)	8128.1	59,000.00
EMPLOYING AGENCY PAYMENTS FOR SALARIES OF REEMPLOYED ANNUITANTS, (SUSPENSE) CIVIL SERVICE RETIREMENT AND DISABILITY (5 USC 8334)	8135.7	33,315,544.12	CONTRIBUTIONS, DEPARTMENT OF VETERANS AFFAIRS (38 USC 1622)	8133.2	27,717,850.00
			INTERFUND TRANSACTIONS, HAZARDOUS SUBSTANCE SUPERFUND (100 STAT. 1696, 1772-1774)	8145.5	250,000,000.00
			PAYMENTS FROM GENERAL FUND, AFRICAN ELEPHANT CONSERVATION FUND, U.S. FISH AND WILDLIFE SERVICE (102 STAT. 2317-2323)	8154.1	1,169,000.00
			EMPLOYING AGENCY CONTRIBUTIONS, DEFENSE (105 STAT 1456)	8165.1	87,856,784.13
			AWARDS OF INDIAN CLAIMS, INDIAN TRIBAL FUNDS (90 STAT. 1990; 31 USC 1321; DECISION OF COMPTROLLER GENERAL, DATED OCTOBER 18, 1973 (8-11468))	8365.1	85,913,379.66
			PAYMENT FROM THE GENERAL FUND, NAVAJO REHABILITATION TRUST FUND, BUREAU OF INDIAN AFFAIRS (25 USC 640D-30)	8368.1	27,300.00

**TABLE A - RECEIPTS BY SOURCE CATEGORIES - CONTINUED**

CLASSIFICATION	RECEIPT SYMBOL	RECEIPTS OFFSET AGAINST OUTLAY	CLASSIFICATION	RECEIPT SYMBOL	RECEIPTS OFFSET AGAINST OUTLAY
<b>INTRABUDGETARY RECEIPTS DEDUCTED BY AGENCY-CONTINUED</b>			<b>INTRABUDGETARY RECEIPTS DEDUCTED BY AGENCY-CONTINUED</b>		
<b>CONTRIBUTIONS-CONTINUED</b>			<b>RECEIPT CLEARING ACCOUNTS</b>		
MISCELLANEOUS CONTRIBUTIONS-CONTINUED			UNDISTRIBUTED INTRAGOVERNMENTAL PAYMENTS .....	F3885	\$267,324,818.95
PROFITS FROM SALE OF SHIPS' STORES, NAVY			UNDISTRIBUTED INTRAGOVERNMENTAL PAYMENTS .....	F3885.1	89,569,714.93
(10 USC 7220, 7604) .....	8723.1	\$16,641,779.85	UNDISTRIBUTED INTRAGOVERNMENTAL PAYMENTS, FOR		
TOTAL, MISCELLANEOUS CONTRIBUTIONS .....		465,065,013.21	CAPPS ONLY, OFFICE OF FINANCE, STATE .....	F3885.3	-20,493,755.94
			UNDISTRIBUTED INTRAGOVERNMENTAL PAYMENTS,		
			RETIREMENT ACCOUNTS DIVISION, DEPARTMENT		
			OF STATE .....	F3885.4	8,651,040.43
TOTAL, CONTRIBUTIONS .....		82,927,955,854.09	TOTAL, RECEIPT CLEARING ACCOUNTS .....		345,051,818.37
<b>FEES AND OTHER CHARGES FOR SERVICES AND SPECIAL BENEFITS</b>			<b>TOTAL, INTRABUDGETARY RECEIPTS DEDUCTED BY AGENCY .....</b>		
FEES AND OTHER CHARGES FOR ADMINISTRATIVE AND PROFESSIONAL SERVICES:					99,451,889,057.70
CHARGES FOR SERVICES TO PUBLIC ENTERPRISE FUNDS .....	2413	1,190,000.00	<b>UNDISTRIBUTED OFF-SETTING RECEIPTS</b>		
CHARGES FOR SERVICES TO TRUST FUNDS .....	2414	183.24	MISCELLANEOUS INTEREST COLLECTIONS:		
CHARGES FOR ADMINISTRATIVE EXPENSES OF SOCIAL SECURITY ACT, AS AMENDED .....	2416	241,238,675.56	INTEREST RECEIVED FROM OUTER CONTINENTAL SHELF ESCROW AMOUNTS, INTERIOR (31 USC 3513) .....	1493	267,551.88
PAYMENT TO THE JOHN C. STENNIS CENTER FOR PUBLIC SERVICE TRAINING AND DEVELOPMENT (P.L. 100-458) .....	8275.1	128,296.36	EARNINGS ON INVESTMENTS, FEDERAL SUPPLEMENTARY MEDICAL INSURANCE TRUST FUND (42 USC 1395T) .....	8004.2	2,116,253,816.58
TOTAL, FEES AND OTHER CHARGES FOR ADMINISTRATIVE AND PROFESSIONAL SERVICES .....		242,557,155.16	EARNINGS ON INVESTMENTS, FEDERAL HOSPITAL INSURANCE TRUST FUND (42 USC 1395J) .....	8005.2	10,574,219,462.48
			INTEREST PAYMENTS BY RAILROAD RETIREMENT BOARD, FEDERAL HOSPITAL INSURANCE TRUST FUND (45 USC 228E (K)) .....	8005.5	18,531,000.00
<b>MISCELLANEOUS RECOVERIES AND REFUNDS</b>			EARNINGS ON INVESTMENTS, FEDERAL OLD-AGE AND SURVIVORS INSURANCE TRUST FUND (42 USC 401) .....	8006.2	28,504,622,381.46
RECOVERIES FROM FEDERAL AGENCIES RESULTING FROM REDUCTIONS IN THE CIVILIAN SALARIES OF MILITARY RETIREES, FEDERAL FUNDS .....	3102.1	3,037.69	EARNINGS ON INVESTMENTS, FEDERAL DISABILITY INSURANCE TRUST FUND (42 USC 401) .....	8007.2	698,490,265.41
RECOVERIES FROM FEDERAL AGENCIES RESULTING FROM REDUCTIONS IN THE CIVILIAN SALARIES OF MILITARY RETIREES, TRUST FUNDS (96 STAT. 791-792) .....	3102.3	4,569.49	EARNINGS ON INVESTMENTS, OFFICE OF NAVAL RECORDS AND HISTORY FUND (10 USC 7222) .....	8008.2	34,827.59
TOTAL, MISCELLANEOUS RECOVERIES AND REFUNDS .....		7,597.18	EARNINGS ON INVESTMENTS, SOCIAL SECURITY EQUIVALENT BENEFIT ACCOUNT (45 USC 231N-1) .....	8010.1	77,901,897.75
			INTEREST TRANSFERRED TO FEDERAL HOSPITAL INSURANCE TRUST FUND, SOCIAL SECURITY EQUIVALENT BENEFIT ACCOUNT, RAILROAD RETIREMENT BOARD (97 STAT. 438) .....	8010.18	-18,531,000.00
			EARNING ON INVESTMENTS, RAILROAD RETIREMENT ACCOUNT (45 USC 231N(E)) .....	8011.1	525,480,772.19
			EARNINGS ON INVESTMENTS, RAILROAD RETIREMENT SUPPLEMENTAL ACCOUNT (45 USC 231N(E)) .....	8012.1	2,307,144.88
			INTEREST ON BEQUEST OF GERTRUDE M. HUBBARD, LIBRARY OF CONGRESS (37 STAT 319) .....	8022.2	1,269.11
			EARNINGS ON INVESTMENTS, JAPAN-UNITED STATES FRIENDSHIP COMMISSION TRUST FUND (22 USC 2902) .....	8025.2	1,385,701.82
			EARNINGS ON INVESTMENTS, LIBRARY OF CONGRESS TRUST FUND (2 USC 158) .....	8032.2	339,775.69
			EARNINGS ON INVESTMENTS, UNEMPLOYMENT TRUST FUND (42 USC 1104) .....	8042.2	2,514,954,069.38
			EARNINGS ON INVESTMENTS, REFORESTATION TRUST FUND (16 USC 1606(A)) .....	8046.2	175,824.00
			EARNINGS ON INVESTMENTS, PRESERVATION, BIRTHPLACE OF ABRAHAM LINCOLN (16 USC 212) .....	8052.2	7,637.50
			EARNINGS ON INVESTMENTS, BEQUEST OF MAJOR GENERAL FRED C. AINSWORTH TO WALTER REED GENERAL HOSPITAL (49 STAT 287) .....	8063.2	1,050.00

TABLE A - RECEIPTS BY SOURCE CATEGORIES - CONTINUED

CLASSIFICATION	RECEIPT SYMBOL	RECEIPTS OFFSET AGAINST OUTLAY	CLASSIFICATION	RECEIPT SYMBOL	RECEIPTS OFFSET AGAINST OUTLAY
<b>UNDISTRIBUTED OFF-SETTING RECEIPTS-CONTINUED</b>			<b>UNDISTRIBUTED OFF-SETTING RECEIPTS-CONTINUED</b>		
MISCELLANEOUS INTEREST COLLECTIONS-CONTINUED			MISCELLANEOUS INTEREST COLLECTIONS-CONTINUED		
EARNINGS ON INVESTMENTS, DEPARTMENT OF DEFENSE			INTEREST ON INVESTMENTS, CHRISTOPHER		
MILITARY RETIREMENT FUND (10 USC 1331)	8097.2	\$10,143,466,026.00	COLUMBUS FELLOWSHIP FOUNDATION (20 USC 5705)	8187.2	\$264,594.99
EARNINGS ON INVESTMENTS, DEPARTMENT OF DEFENSE			EARNINGS ON INVESTMENTS, GIFTS AND BEQUESTS		
EDUCATION BENEFITS FUND (98 STAT. 2568)	8098.2	48,173,480.78	FOR DISASTER RELIEF (42 USC 5201)	8244.2	49,120.03
EARNINGS ON INVESTMENTS, HIGHWAY TRUST			EARNINGS ON INVESTMENTS, NATIONAL INSTITUTES OF		
FUND (23 USC 120)	8102.2	1,438,009,944.74	HEALTH UNCONDITIONAL GIFT FUND (42 USC 219)	8248.2	411,161.14
EARNINGS ON INVESTMENTS, AIRPORT AND AIRWAY			EARNINGS ON INVESTMENTS, PUBLIC HEALTH SERVICE		
TRUST FUND (49 USC 1742)	8103.2	837,281,850.64	UNCONDITIONAL GIFT FUND (42 USC 219)	8249.2	2,502.97
EARNINGS ON INVESTMENTS, JUDICIAL SURVIVORS			EARNINGS ON INVESTMENTS, PUBLIC HEALTH SERVICE		
ANNUITIES FUND (28 USC 376)	8110.2	18,518,632.67	CONDITIONAL GIFT FUND (42 USC 219)	8254.2	175,198.76
EARNINGS ON INVESTMENTS, TAX COURT JUDGES			INTEREST ON INVESTMENTS, CORPORATION FOR		
SURVIVORS ANNUITY FUND (26 USC 7448(E))	8115.2	153,873.07	NATIONAL COMMUNITY SERVICE	8267.2	3,374,886.91
EARNINGS ON INVESTMENTS, RADIATION EXPOSURE			INTEREST AND EARNINGS ON INVESTMENTS, ISRAELI		
COMPENSATION TRUST FUND (104 STAT. 920)	8116.2	3,521,352.75	ARAB SCHOLARSHIP (105 STAT 696-697)	8271.2	322,347.39
INTEREST AND PROFITS ON INVESTMENTS, JUDICIAL			INTEREST ON INVESTMENTS, JOHN C. STENNIS CENTER		
OFFICERS ANNUITIES FUND (102 STAT. 3915)	8122.2	1,221,593.43	FOR PUBLIC SERVICES TRAINING AND DEVELOPMENT		
INTEREST ON INVESTMENTS, CLAIMS COURT			(P.L. 100-458)	8275.2	569,386.49
JUDGES RETIREMENT FUND	8124.2	5,315.21	EARNINGS ON INVESTMENTS, EISENHOWER		
EARNINGS ON INVESTMENTS, NATIONAL ARCHIVES			EXCHANGE FELLOWSHIP PROGRAM		
GIFT FUND (44 USC 2305)	8127.2	10,429.06	(105 STAT 822; 104 STAT 1063)	8276.2	936,139.27
EARNINGS ON INVESTMENTS, LONGSHOREMEN'S AND			INTEREST ON INVESTMENTS, THE BARRY GOLDWATER		
HARBOR WORKERS' COMPENSATION ACT, AS			SCHOLARSHIP AND EXCELLENCE IN EDUCATION		
AMENDED (33 USC 944)	8130.2	1,088,051.69	FUND (100 STAT 4010)	8281.2	4,278,150.90
EARNINGS ON INVESTMENTS, NATIONAL SERVICE			EARNINGS ON INVESTMENTS, JAMES MADISON MEMORIAL		
LIFE INSURANCE FUND (38 USC 720)	8132.2	1,080,453,287.10	FELLOWSHIP TRUST FUND	8282.2	2,605,205.99
EARNINGS ON INVESTMENTS, WORKMEN'S COMPENSATION			EARNINGS ON INVESTMENTS, COURT OF VETERANS		
ACT, WITHIN THE DISTRICT OF COLUMBIA			APPEALS	8290.2	41,051.87
(33 USC 944)	8134.2	105,582.72	EARNINGS ON INVESTMENTS, HARRY S. TRUMAN		
EMPLOYING AGENCY CONTRIBUTIONS,			SCHOLARSHIP FOUNDATION (20 USC 2009)	8296.2	3,212,308.19
SUSPENSE, CIVIL SERVICE RETIREMENT			COIN SALE SURCHARGES, U.S. CAPITOL		
AND DISABILITY FUND (5 USC 8331, 8334 (A))	8135.2	7,891,798,245.68	PRESERVATION COMMISSION (102 STAT. 4610)	8300.2	543,883.86
EARNINGS ON INVESTMENTS, CIVIL SERVICE			INTEREST ON INVESTMENTS, NORTHERN CHEYENNE		
RETIREMENT AND DISABILITY FUND			INDIAN RESERVED WATER RIGHTS SETTLEMENT		
(5 USC 8348(C))	8135.4	24,801,591,138.88	TRUST FUND	8327.2	29,568.54
INTEREST RECEIVED BY THE TRUST FUND FROM FEDERAL			EARNINGS ON INVESTMENTS, U.S. NAVAL HOME		
FINANCING BANK OBLIGATIONS, CIVIL SERVICE			(104 STAT 1730)	8334.2	869,801.10
RETIREMENT DISABILITY FUND (5 USC 8348C,			EARNINGS ON INVESTMENTS, VOLUNTARY		
31 USC 3513)	8135.25	1,337,499,125.00	SEPARATION INCENTIVE FUND		
INTEREST ON INVESTMENTS, RURAL TELEPHONE			(105 STAT 1397)	8335.2	55,456,763.13
BANK EQUITY ACCOUNT, RURAL ELECTRIFICATION			EARNINGS ON INVESTMENTS, INDIAN TRIBAL		
ADMINISTRATION (107 STAT 1365)	8139.2	1,809,549.87	FUNDS (31 USC 1321)	8365.2	7,206,896.27
EARNINGS ON INVESTMENTS, HAZARDOUS SUBSTANCE			EARNINGS ON INVESTMENTS, COOPERATIVE FUND		
SUPERFUND (100 STAT. 1696; 1772-1774)	8145.2	161,747,256.17	(PAPAGO) (96 STAT. 1284, 1285; 97 STAT. 327)	8366.2	1,883,266.49
EARNINGS ON INVESTMENTS, AQUATIC RESOURCES			EARNINGS ON INVESTMENTS, NAVAJO REHABILITATION		
TRUST FUND (98 STAT. 1021)	8147.3	16,831,496.00	TRUST FUND, BUREAU OF INDIAN AFFAIRS		
EARNINGS ON INVESTMENTS, UNITED STATES			(25 USC 640D-30)	8368.2	103,745.03
GOVERNMENT LIFE INSURANCE FUND			EARNINGS ON INVESTMENTS, GIFTS AND BEQUESTS,		
(38 USC 755)	8150.2	9,656,032.67	COMMERCE (15 USC 1524)	8501.2	3,386.69
EARNINGS ON INVESTMENTS, LEAKING UNDERGROUND			EARNINGS ON INVESTMENTS, COAST GUARD		
STORAGE TANK TRUST FUND (100 STAT. 1780, 1781)	8153.2	26,554,699.31	GENERAL GIFT FUND(10 USC 2601)	8533.2	56,295.17
EARNINGS ON INVESTMENTS, UNITED STATES			INTEREST ON INVESTMENTS, ENDEAVOR TEACHER		
INFORMATION AGENCY (22 USC 2697(F))	8167.4	42,267.72	FELLOWSHIP TRUST FUND (105 STAT 1615)	8550.2	14,861.42
EARNINGS ON INVESTMENTS, NATIONAL SECURITY			INTEREST ON INVESTMENTS, AMERICAN		
EDUCATION TRUST FUND (P.L. 102-183)	8168.2	9,553,270.94	BATTLE MONUMENTS COMMISSION		
EARNINGS ON INVESTMENTS, VACCINE INJURY			(P.L. 100-202 DATED 12/22/87)	8569.2	757,061.64
COMPENSATION TRUST FUND (PUBLIC			EARNINGS ON INVESTMENTS, DEPARTMENT OF		
LAW 100-203)	8175.2	21,251,908.53	THE NAVY GENERAL GIFT FUND (10 USC 2601)	8716.2	53,288.08
EARNINGS ON INVESTMENTS, GENERAL POST FUND,			EARNINGS ON INVESTMENTS, UNITED STATES NAVAL		
NATIONAL HOMES (38 USC 5101-5228)	8180.2	3,092,371.19	ACADEMY MUSEUM FUND (10 USC 6974)	8730.2	49,140.22
EARNINGS ON INVESTMENTS, OIL SPILL LIABILITY			EARNINGS ON INVESTMENTS, UNITED STATES NAVAL		
TRUST FUND (103 STAT. 2363 AND 2364)	8185.2	35,654,600.79	ACADEMY GENERAL GIFT FUND (10 USC 6973)	8733.2	199,670.99
EARNINGS ON INVESTMENTS, FOREIGN SERVICE					
RETIREMENT AND DISABILITY FUND (22 USC 1103)	8186.2	570,312,759.52			

**TABLE A - RECEIPTS BY SOURCE CATEGORIES - CONTINUED**

CLASSIFICATION	RECEIPT SYMBOL	RECEIPTS OFFSET AGAINST OUTLAY	CLASSIFICATION	RECEIPT SYMBOL	RECEIPTS OFFSET AGAINST OUTLAY
<b>UNDISTRIBUTED OFF-SETTING RECEIPTS-CONTINUED</b>			<b>UNDISTRIBUTED OFF-SETTING RECEIPTS-CONTINUED</b>		
MISCELLANEOUS INTEREST COLLECTIONS-CONTINUED			UNDISTRIBUTED EMPLOYER CONTRIBUTIONS (OFF-BUDGET):		
EARNINGS ON INVESTMENTS, GIFTS AND BEQUESTS, TREASURY (98 STAT. 816, 817)	8790.2	\$1,054.77	EMPLOYER'S CONTRIBUTIONS FROM OFF-BUDGET FEDERAL AGENCIES, CIVIL SERVICE RETIREMENT AND DISABILITY FUND (5 USC 8334)	8135.22	\$2,081,790,831.93
EARNINGS ON INVESTMENTS, CONDITIONAL GIFT FUND, GENERAL, STATE (22 USC 809, 1046)	8822.2	2,068.19	SUPPLEMENTARY RETIREMENT CONTRIBUTIONS FROM OFF-BUDGET FEDERAL AGENCIES, CIVIL SERVICE RETIREMENT AND DISABILITY FUND (31 USC 3513)	8135.23	3,031,946,000.00
EARNINGS ON INVESTMENTS, INLAND WATERWAYS TRUST FUND (33 USC 1801, 1802)	8861.2	8,188,139.29	TOTAL, UNDISTRIBUTED EMPLOYER CONTRIBUTIONS (OFF-BUDGET)		5,113,736,831.93
EARNINGS ON INVESTMENTS, HARBOR MAINTENANCE TRUST FUND (P.L. 99-662)	8863.2	12,825,776.10	RENT AND BONUSES ON OUTER CONTINENTAL SHELF LANDS:		
EARNINGS ON INVESTMENTS, PATIENTS' BENEFIT FUND, NATIONAL INSTITUTES OF HEALTH (42 USC 219)	8888.2	11,732.17	LAND AND WATER CONSERVATION FUND, RENT RECEIPTS, OUTER CONTINENTAL SHELF LANDS, NATIONAL PARK SERVICE (64 STAT. 1262)	5005.7	358,918,749.72
EARNINGS ON INVESTMENTS, PATIENTS' BENEFIT FUND, PUBLIC HEALTH SERVICE HOSPITALS (42 USC 219)	8889.2	210.00	LAND AND WATER CONSERVATION FUND, ROYALTY RECEIPTS, OUTER CONTINENTAL SHELF LANDS, NATIONAL PARK SERVICE (16 USC 4601-5A)	5005.8	503,289,463.47
EARNINGS ON INVESTMENTS, ESTHER CATTELL SCHMITT GIFT FUND (76 STAT. 88)	8902.2	39,165.00	HISTORIC PRESERVATION FUND, RENT RECEIPTS, OUTER CONTINENTAL SHELF LANDS, NATIONAL PARK SERVICE (64 STAT. 1262)	5140	150,000,000.00
EARNINGS ON INVESTMENTS, DEPARTMENT OF THE ARMY GENERAL GIFT FUND (10 USC 2601)	8927.2	68,939.45	TOTAL, RENT AND BONUSES ON OUTER CONTINENTAL SHELF LANDS		1,012,208,213.19
EARNINGS ON INVESTMENTS, DEPARTMENT OF THE AIR FORCE GENERAL GIFT FUND (10 USC 2601)	8928.2	16,612.14	ROYALTIES ON OUTER CONTINENTAL SHELF LANDS:		
EARNINGS ON INVESTMENTS, U.S. SOLDIERS' AND AIRMEN'S HOME PERMANENT FUND	8929.2	8,606,696.39	ROYALTIES ON OUTER CONTINENTAL SHELF LANDS, INTERIOR (31 USC 3513)	2020	1,989,229,778.08
EARNINGS ON INVESTMENTS, SCIENCE, SPACE AND TECHNOLOGY EDUCATION TRUST FUND (P.L. 100-404)	8978.2	1,387,971.68	TOTAL, ROYALTIES ON OUTER CONTINENTAL SHELF LANDS		1,989,229,778.08
TOTAL, MISCELLANEOUS INTEREST COLLECTIONS		93,589,690,921.32	TOTAL, UNDISTRIBUTED OFF-SETTING RECEIPTS		123,469,512,059.43
UNDISTRIBUTED EMPLOYER CONTRIBUTIONS:			<b>OFFSETTING GOVERNMENTAL RECEIPTS</b>		
TRANSFERS FROM GENERAL FUND OF AMOUNTS EQUAL TO FEDERAL EMPLOYER CONTRIBUTIONS FOR FICA TAXES, FEDERAL HOSPITAL INSURANCE TRUST FUND (42 USC 1395i)	8005.12	1,845,600,000.00	TONNAGE DUTY INCREASES (31 USC 3513)	0311	61,857,397.28
POSTAL SERVICE EMPLOYER CONTRIBUTIONS, FEDERAL HOSPITAL INSURANCE TRUST FUND	8005.13	514,100,000.00	RADIOLOGICAL EMERGENCY PREPAREDNESS, FEDERAL EMERGENCY MANAGEMENT AGENCY	0897	15,844,987.80
MILITARY SERVICE CREDITS, FEDERAL HOSPITAL INSURANCE TRUST FUND (42 USC 429)	8005.65	80,448,000.00	YACHT AND BOAT FEES, U.S. COAST GUARD (104 STAT 1388-397)	2421	4,779,466.02
TRANSFERS FROM GENERAL FUND OF AMOUNTS EQUAL TO FEDERAL EMPLOYER CONTRIBUTIONS FOR FICA TAXES, FEDERAL OLD-AGE AND SURVIVORS INSURANCE TRUST FUND (42 USC 401)	8006.12	5,483,100,000.00	RAILROAD SAFETY INSPECTION FEES (104 STAT 1388-399, SEC 216)	2444	36,538,683.93
MILITARY SERVICE CREDITS, FEDERAL OLD-AGE AND SURVIVORS INSURANCE TRUST FUND (42 USC 429)	8006.65	304,210,000.00	OTHER, OFFICE OF SURFACE MINING RECLAMATION AND ENFORCEMENT (30 USC 1231)	5015.8	352,024.82
TRANSFERS FROM GENERAL FUND OF AMOUNTS EQUAL TO FEDERAL EMPLOYER CONTRIBUTIONS FOR FICA TAXES, FEDERAL DISABILITY INSURANCE TRUST FUND (42 USC 401)	8007.12	589,400,000.00	IMMIGRATION USER FEE (100 STAT 3341-53:55)	5087.1	278,556,248.27
MILITARY SERVICE CREDITS, FEDERAL DISABILITY INSURANCE TRUST FUND (42 USC 429)	8007.65	32,516,000.00	IMMIGRATION EXAMINATIONS FEE ACCOUNT (102 STAT 2203)	5088.1	269,405,877.42
EMPLOYING AGENCY CONTRIBUTIONS, DEPARTMENT OF DEFENSE MILITARY RETIREMENT FUND (97 STAT 644(A))	8097.1	12,908,372,850.29	LAND BORDER INSPECTION FEES (P.L. 101-515)	5089.1	715,900.00
EMPLOYING AGENCY CONTRIBUTIONS, TAX COURT JUDGES SURVIVORS ANNUITY FUND (26 USC 7448 (C))	8115.3	215,000.00			
EMPLOYING AGENCY CONTRIBUTIONS, FOREIGN SERVICE RETIREMENT AND DISABILITY FUND (22 USC 1101)	8186.4	106,399,228.62			
EMPLOYING AGENCY CONTRIBUTIONS, COURT OF VETERANS APPEALS	8290.3	285,236.00			
TOTAL, UNDISTRIBUTED EMPLOYER CONTRIBUTIONS		21,764,646,314.91			

TABLE A - RECEIPTS BY SOURCE CATEGORIES - CONTINUED

CLASSIFICATION	RECEIPT SYMBOL	RECEIPTS OFFSET AGAINST OUTLAY	CLASSIFICATION	RECEIPT SYMBOL	RECEIPTS OFFSET AGAINST OUTLAY
<b>OFFSETTING GOVERNMENTAL RECEIPTS-CONTINUED</b>			<b>OFFSETTING GOVERNMENTAL RECEIPTS-CONTINUED</b>		
RESTORATION, ROCKY MOUNTAIN ARSENAL, ARMY BREACHED BOND, DETENTION FUND (106 STAT 1843)	5098.1	\$5,694,425.45	ENVIRONMENTAL SERVICES, ENVIRONMENTAL PROTECTION AGENCY (104 STAT 2504)	5295	8,807,579.46
DIVERSION CONTROL FEE ACCOUNT (106 STAT 1843)	5126.1	15,820,168.23	CUSTOMS CONVEYANCE, PASSENGER, AND OTHER FEES, UNITED STATES CUSTOMS SERVICE (100 STAT 308)	5695.20	260,180,941.96
PIPELINE SAFETY USER FEES, RESEARCH AND SPECIAL PROGRAMS ADMINISTRATION	5131.1	72,666,953.28	CUSTOMS MERCHANDISE PROCESSING FEE, UNITED STATES CUSTOMS SERVICE (100 STAT 308, 100 STAT 1965)	5695.30	577,672,549.24
DEFENSE COOPERATION ACCOUNT	5172	18,977,606.12	TOTAL, OFFSETTING GOVERNMENTAL RECEIPTS		2,138,400,333.71
FEDERAL HOUSING ENTERPRISES OVERSIGHT FUND (PL 102-550)	5187.1	253,884.74			
NUCLEAR FACILITIES FEES FUND, NUCLEAR REGULATORY COMMISSION (101 STAT. 1329-128)	5272.1	10,700,000.00	TOTAL RECEIPTS BY SOURCE CATEGORIES		1,528,484,063,772.60
	5280.1	499,575,639.69			

TABLE B - CUSTOMS COLLECTION OF DUTIES BY DISTRICTS AND PORTS

District and Port of Collection	Duties Fiscal Year 1994	District and Port of Collection	Duties Fiscal Year 1994
Headquarters: National Financial Center .....	\$2,054,753.94	BWI Airport .....	\$23,037,083.66
Portland, Maine:		Total, District .....	\$468,811,334.52
Portland .....	\$13,741,465.36	Preclearance, Canada:	
Bangor .....	\$424,093.37	Vancouver, BC .....	\$155,274.82
Eastport .....	\$2,258.17	Calgary, AB .....	\$8,896.40
Jackman .....	\$1,969,312.43	Edmonton, AB .....	\$1,151.88
Vanceboro .....	\$13,567.03	Montreal, PQ .....	\$81,732.09
Houlton .....	\$5,719,855.61	Toronto, ON .....	\$30,088.94
Fort Fairfield .....	\$330,685.43	Winnipeg, MB .....	\$8,092.45
Van Buren .....	\$196,381.09	Total, District .....	\$285,236.58
Madawaska .....	\$193,058.44	New York, New York:	
Fort Kent .....	\$99,192.21	New York .....	\$130,550,898.56
Bar Harbor .....	\$11,270.59	Albany .....	\$4,681,756.42
Calais .....	\$3,569,467.42	World Trade Center .....	\$1,346.82
Limestone .....	\$12,888.83	Total, District .....	\$135,234,001.80
Bridgewater .....	\$219,620.86	Newark, New Jersey:	
Portsmouth, NH .....	\$14,145,332.75	Newark .....	\$2,868,865,343.07
Belfast .....	\$468,142.41	Perth Amboy .....	\$12,016,000.75
Total, District .....	\$41,116,592.00	UPS, Newark .....	\$22,540,472.94
St. Albans, Vermont:		Total, District .....	\$2,903,421,816.76
St. Albans .....	\$359,080.12	JFK Airport:	
Richford .....	\$266,843.01	JFK Airport .....	\$1,327,782,746.71
Beecher Falls .....	\$174,547.60	JFK Airport .....	\$4,180.05
Burlington .....	\$1,155,271.11	Federal Express .....	\$0.93
Derby Line .....	\$9,898,175.06	NYACC .....	\$90,941.50
Norton .....	\$3,081,969.48	DHL Airways .....	\$6,691,373.21
Highgate Springs/Alburg .....	\$52,975,860.17	Emery Worldwide .....	\$2,267.23
Total, District .....	\$67,911,746.55	Air France .....	\$157,952.36
Boston, Massachusetts:		TNT Skypak, New York .....	\$1,130,871.49
Boston .....	\$301,793,458.53	Total, District .....	\$1,335,860,333.48
Springfield .....	\$2,906,792.44	Great Falls, Montana:	
Worcester .....	\$67,539,206.82	Raymond .....	\$202,907.41
Glocester .....	\$377,805.28	Eastport, ID .....	\$9,509,464.90
New Bedford .....	\$4,772,528.04	Salt Lake City, UT .....	\$14,613,079.57
Salem .....	\$164,558.68	Great Falls .....	\$94,866.03
Bridgeport, CT .....	\$1,452,077.97	Butte .....	\$5,299.28
Hartford, CT .....	\$9,129,939.80	Turner .....	\$26,905.90
New Haven, CT .....	\$36,999,128.62	Denver, CO .....	\$57,116,276.37
New London, CT .....	\$2,605.58	Porthill, ID .....	\$622,827.46
Lawrence .....	\$313,086.87	Scoby .....	\$3,481.73
Logan Airport .....	\$135,838,309.18	Sweetgrass .....	\$9,440,832.23
Total, District .....	\$561,289,497.81	Whitetail .....	\$14.05
Providence, Rhode Island:		Piegan .....	\$17,822.22
Providence .....	\$35,367,303.55	Opheim .....	\$2,041.78
Total, District .....	\$35,367,303.55	Roosville .....	\$6,063,720.87
Hartford, Connecticut:		Morgan .....	\$17,964.81
Hartford .....	\$34,333.49	Whitlash .....	\$374.79
Total, District .....	\$34,333.49	Del Bonita .....	\$24,751.80
Ogdensburg, New York:		Natrona County Airport, Casper WY .....	\$19,840.65
Ogdensburg .....	\$2,472,411.96	Total, District .....	\$97,782,471.85
Massena .....	\$1,232,194.44	Pembina, North Dakota:	
Alexandria Bay .....	\$23,689,105.84	Pembina .....	\$14,937,992.23
Champlain-Rouses Point .....	\$92,253,280.56	Noyes, MN .....	\$5,268,812.32
Trout River .....	\$9,696,976.60	Portal .....	\$34,854,675.88
Total, District .....	\$129,343,969.40	Neche .....	\$227,863.41
Buffalo-Niagara Falls, New York:		St John .....	\$23,033.51
Buffalo-Niagara Falls .....	\$168,002,886.51	Northgate .....	\$24,839.60
Rochester .....	\$48,942,867.38	Wallhalla .....	\$246,089.76
Oswego .....	\$367.78	Hannah .....	\$25,058.88
Syracuse .....	\$15,740,974.89	Sarles .....	\$135,300.97
TNT Skypak, Buffalo .....	\$109,767.06	Ambrose .....	\$8,574.80
Total, District .....	\$232,796,863.62	Fargo .....	\$0.00
Philadelphia, Pennsylvania:		Antler .....	\$24,931.09
Philadelphia .....	\$285,457,006.80	Sherwood .....	\$30,069.50
Chester .....	\$31,911,728.75	Hansboro .....	\$9,056.29
Wilmington, DE .....	\$53,294,921.93	Maida .....	\$116,814.84
Pittsburg .....	\$35,425,031.68	Fortuna .....	\$41,286.56
Wilkes-Barre/Scranton .....	\$2,671,690.46	Westhope .....	\$30,050.19
Phila. International Airport .....	\$70,707,776.38	Noonan .....	\$13,461.16
Harrisburg .....	\$34,346,815.65	Carbury .....	\$28,894.96
Allentown .....	\$10,750,097.99	Dunseith .....	\$1,490,926.40
Allentown-Bethlehem .....	\$1,216,382.31	Warroad, MN .....	\$322,111.05
Total, District .....	\$525,781,451.95	Baudette, MN .....	\$1,677.24
Baltimore, Maryland:		Pinecreek, MN .....	\$188.63
Baltimore .....	\$445,774,250.86	Roseau, MN .....	\$3,794,660.07
		Hector Intl. Airport, Fargo .....	\$180,768.98
		Total, District .....	\$61,837,138.32
		Minneapolis-St. Paul, Minnesota:	
		Minneapolis-St. Paul .....	\$88,082,782.54



TABLE B - CUSTOMS COLLECTION OF DUTIES BY DISTRICTS AND PORTS — Continued

District and Port of Collection	Duties Fiscal Year 1994	District and Port of Collection	Duties Fiscal Year 1994
Total, District	\$88,082,782.54	Total, District	\$442,491,163.68
Duluth, Minnesota:		Savannah, Georgia:	
Duluth	\$3,206,273.95	Brunswick	\$46,339,903.39
International Falls	\$76,456,097.86	Savannah	\$243,142,777.77
Superior, WI	\$434,212.59	Atlanta	\$304,546,256.45
Grand Portage	\$1,228,463.57	Total, District	\$594,028,937.61
Total, District	\$81,325,047.97	Tampa, Florida:	
Milwaukee, Wisconsin:		Tampa	\$74,537,963.55
Milwaukee	\$43,112,528.48	Jacksonville	\$204,231,660.39
Green Bay	\$3,852,495.59	Fernandina Beach	\$553,836.16
Racine	\$1,328,230.36	Orlando	\$13,600,564.96
Total, District	\$48,293,254.43	St. Petersburg	\$3,585,033.64
Detroit, Michigan:		Port Canaveral	\$2,773,762.73
Detroit	\$357,722,600.49	Panama City	\$806,223.40
Port Huron	\$75,602,136.50	Pensacola	\$696,798.45
Sault Ste. Marie	\$12,420,543.83	Port Manatee	\$27,554,527.42
Saginaw/Bay City	\$160,934.79	Fort Myers, SW Florida Reg Airport	\$379,674.82
Battle Creek	\$23,748,423.80	Sarasota-Bradenton Airport	\$1,944.11
Grand Rapids	\$26,199,393.99	Daytona Beach Int'l Airport	\$1,834.07
Total, District	\$495,854,033.40	Melbourne Regional Airport	\$578,002.86
Chicago, Illinois:		Total, District	\$329,301,826.56
Chicago	\$1,093,397,867.23	Virgin Islands, Preclearance:	
Peoria	\$39,127,266.66	St. Thomas Preclearance	\$129,166.57
Omaha, NE	\$14,891,677.73	Total, District	\$129,166.57
East Chicago, IN	\$1,506.62	Miami, Florida:	
O'Hare Intl. Airport	\$101,238.68	Miami	\$243,022,935.74
Des Moines, IA	\$2,451,586.72	Key West	\$4,147.13
Davenport-Rock Island	\$16,183,886.27	Port Everglades	\$59,107,518.54
Waukegan Airport	\$349.40	West Palm Beach	\$25,832,341.33
Rockford Airport	\$5,650,387.80	Fort Pierce	\$30,608.33
Total, District	\$1,171,805,767.11	Miami Intl. Airport	\$135,079,573.08
Cleveland, Ohio:		St. Croix, VI	\$408.91
Cleveland	\$98,130,055.86	Carlote Amalie, VI	\$12,830.18
Cincinnati	\$69,981,025.45	Freeport, Bahama	\$2,763.26
Columbus	\$453,589,272.04	Int'l Courier Assoc. Miami Int'l Airport	\$4,122.56
Dayton	\$8,788,603.64	DHL Express, Miami Int'l Airport	\$123,100.44
Toledo	\$11,722,851.72	MIA/CFS Express, Miami Int'l Airport	\$1,878.89
Erie, PA	\$1,921,896.22	Total, District	\$463,222,228.39
Ashtabula	\$342,117.37	Washington, District of Columbia:	
Indianapolis, IN	\$88,308,231.65	Washington	\$31,902,043.54
Louisville, KY	\$93,866,508.42	Alexandria, VA	\$1,479,999.47
Owensboro, KY	\$3,842,080.43	Total, District	\$33,382,043.01
Burlington Air Express, Toledo	\$2,374,422.60	Bahamas, Preclearance:	
Airborn Air Park, Wilmington	\$635,520.12	Kindley Field, Bermuda	\$205,570.68
Rickenbacker Airport, Columbus	\$561,549.78	Freeport	\$50,082.92
Fort Wayne Airport, IN	\$44,948.96	Nassau	\$66,396.92
Blue Grass Airport, KY	\$282,544.60	Total, District	\$322,050.52
Emery Courier, Dayton	\$21,707,349.15	Mobile, Alabama:	
UPS Courier, Louisville, KY	\$22,371,209.05	Mobile	\$26,690,537.99
DHL Courier, Cincinnati	\$1,046,061.39	Gulfport, MS	\$3,715,874.96
Total, District	\$879,516,248.45	Pascagoula, MS	\$8,278,688.29
St. Louis, Missouri:		Birmingham	\$4,282,337.20
Kansas City	\$113,525,443.25	Pensacola, FL	\$0.00
St. Louis	\$66,378,551.92	Huntsville	\$10,705,074.69
Wichita, KS	\$2,295,041.36	Total, District	\$53,672,513.13
Springfield	\$13,720,824.34	New Orleans, Louisiana:	
Total, District	\$195,919,860.87	Morgan City	\$29,372,249.48
Norfolk, Virginia:		New Orleans	\$166,139,613.06
Norfolk	\$208,944,516.51	Little Rock, AR	\$3,671,317.75
Newport News	\$10,024,559.28	Baton Rouge	\$25,269,786.86
Richmond-Petersburg	\$64,847,421.69	Memphis, TN	\$227,440,435.13
Charleston, WV	\$266,068.49	Nashville, TN	\$92,294,532.60
Total, District	\$284,082,565.97	Chattanooga, TN	\$17,573,674.56
Wilmington, North Carolina:		Gramercy	\$15,834,178.53
Wilmington	\$59,952,989.26	Vicksburg, MS	\$867,529.99
Winston-Salem	\$35,509,821.41	Knoxville, TN	\$17,134,979.83
Durham	\$73,024,570.77	Lake Charles	\$6,563,093.91
Beaufort-Morehead City	\$469,943.35	Shreveport/Bossier City	\$2,112,789.91
Charlotte	\$177,975,709.75	Jackson Airport, MS	\$805.54
Total, District	\$346,933,034.54	Federal Express Courier	\$54,506,898.61
Charleston, South Carolina:		Total, District	\$658,781,885.76
Charleston	\$399,169,079.87	Port Arthur, Texas:	
Georgetown	\$78,812.65	Port Arthur	\$28,461,702.79
Greenville-Spartanburg	\$40,667,907.91	Total, District	\$28,461,702.79
Columbia	\$2,575,363.25		

TABLE B - CUSTOMS COLLECTION OF DUTIES BY DISTRICTS AND PORTS — Continued

District and Port of Collection	Duties Fiscal Year 1994	District and Port of Collection	Duties Fiscal Year 1994
Galveston, Texas:		San Francisco, California:	
Galveston .....	\$3,731.82	San Francisco Intl. Airport .....	\$306,362,324.31
Total, District .....	\$3,731.82	Fresno .....	\$1,364,073.96
Laredo, Texas:		San Francisco .....	\$615,987,769.78
Brownsville .....	\$41,030,838.19	Oakland .....	\$3.90
Del Rio .....	\$7,143,169.14	Reno, NV .....	\$13,680,619.96
Eagle Pass .....	\$16,311,987.71	DHL Worldwide, San Francisco .....	\$1,046,175.69
Laredo .....	\$163,309,101.54	Total, District .....	\$938,440,967.60
Hidalgo .....	\$44,567,146.57	Portland, Oregon:	
Rio Grande City .....	\$1,238,482.79	Astoria .....	\$1,077.91
San Antonio .....	\$419.86	Coos Bay .....	\$5,019.07
Progreso .....	\$1,539,532.95	Portland .....	\$245,381,374.67
Roma .....	\$493,488.91	Longview, WA .....	\$2,815,102.29
Total, District .....	\$275,634,167.66	Boise, ID .....	\$256,073.76
El Paso, Texas:		Portland Int'l Airport .....	\$24,581,364.47
El Paso .....	\$144,646,125.96	Kingsley Field, Klamath Falls .....	\$204.67
Presidio .....	\$462,514.86	Total, District .....	\$273,040,216.84
Fabens .....	\$1,090.89	Seattle, Washington:	
Columbus, NM .....	\$290,185.43	Seattle .....	\$448,215,655.08
Albuquerque, NM .....	\$2,203,281.04	Tocama .....	\$183,281,442.21
Santa Teresa, NM .....	\$520,385.31	Aberdeen .....	\$116.57
Santa Teresa Airport, NM .....	\$280.40	Blaine .....	\$63,584,137.56
Total, District .....	\$148,123,863.89	Bellingham .....	\$1,143,654.80
Nogales, Arizona:		Everett .....	\$407,567.53
Douglas .....	\$3,852,554.15	Port Angeles .....	\$117,109.76
Lukeville .....	\$1,112.34	Port Townsend .....	\$230.11
Naco .....	\$260,075.56	Sumas .....	\$15,660,291.81
Nogales .....	\$57,650,668.77	Anacortes .....	\$437,672.78
Phoenix .....	\$57,482,272.23	Nighthawk .....	\$168.41
San Luis .....	\$8,843,182.56	Danville .....	\$18,714.30
Tucson .....	\$1,244,964.38	Ferry .....	\$30,111.68
Nogales Cartage .....	\$100.04	Friday Harbor .....	\$13,219.40
Total, District .....	\$129,334,930.03	Boundary .....	\$1,127.52
Houston, Texas:		Laurier .....	\$3,031,317.08
Houston .....	\$343,455,223.95	Point Roberts .....	\$33,634.62
Houston Interconti. Airport .....	\$24,755,968.87	Oroville .....	\$3,688,304.83
Galveston .....	\$21,554,907.83	Frontier .....	\$1,826,614.87
Freeport .....	\$9,303,903.42	Spokane .....	\$558,271.42
Corpus Christi .....	\$19,481,335.19	Lynden .....	\$85,102.74
Lavaca .....	\$436,947.38	Metaline Falls .....	\$464,939.48
Total, District .....	\$418,988,286.64	Seattle-Tacoma Intl. Airport .....	\$49,818,649.69
Dallas/Ft. Worth, Texas:		UPS, Seattle .....	\$295,210.11
Dallas/Ft. Worth .....	\$263,030,995.35	Avion Brokers, Sea-Tac Int'l Airport .....	\$922.50
Amarillo .....	\$1,021,812.30	DHL Worldwide, Sea-Tac Int'l Airport .....	\$12,183.89
Lubbock .....	\$244,707.99	Airborne Express, Sea-Tac Int'l Airport .....	\$1,134.30
Oklahoma City, OK .....	\$10,779,693.90	Yakima Air Terminal .....	\$492.36
Tulsa, OK .....	\$7,729,005.62	Grant County Airport, Moses Lake .....	\$61.06
Austin .....	\$7,013,781.96	Total, District .....	\$772,728,058.47
San Antonio .....	\$7,200,197.79	Anchorage, Alaska:	
Midland Int'l Airport .....	\$114,304.03	Juneau .....	\$15,816.37
Total, District .....	\$297,134,498.94	Ketchikan .....	\$34,251.43
San Diego, California:		Skagway .....	\$3,771.26
San Diego .....	\$45,713,843.36	Alcan .....	\$100,149.78
Andrade .....	\$14,782.14	Wrangell .....	\$19.94
Calexico .....	\$21,298,466.02	Dalton Cache .....	\$2,031.88
Otay Mesa .....	\$80,883,019.98	Valdez .....	\$1,320,426.60
Tecate .....	\$2,537,962.26	Fairbanks .....	\$55,455.03
San Ysidro .....	\$117.70	Sitka .....	\$1,403.35
Total, District .....	\$150,448,191.46	Anchorage .....	\$7,791,314.65
Los Angeles, California:		Federal Express Courier, Anchorage .....	\$48,363,795.86
Los Angeles .....	\$3,529,468,550.77	UPS Courier Hub, Anchorage .....	\$14,620,019.41
Long Beach .....	\$0.00	Total, District .....	\$72,308,455.56
Port Hueneme .....	\$3,537.43	Honolulu, Hawaii:	
Los Angeles Intl. Airport .....	\$503,074,822.52	Honolulu .....	\$27,127,096.73
Las Vegas, NV .....	\$1,988,037.48	Hilo .....	\$52,075.50
DHL, LAX .....	\$3,192,984.30	Kahului .....	\$295,000.03
Gateway Freight, Los Angeles .....	\$54,000.41	Naviliwili-Port Allen .....	\$1,041.71
Virgin Atlantic Cargo, Los Angeles .....	\$433,070.72	Honolulu Intl. Airport .....	\$16,813,126.62
UPS-Ontario Int'l Airport .....	\$1,145,505.59	Total, District .....	\$44,288,340.59
Total, District .....	\$4,039,360,509.22	Duties Unidentified by District .....	\$32,818.57
		Total, Customs Districts .....	\$20,354,369,177.64
		Total, Customs Duties .....	\$20,354,401,996.21



**TABLE C - INTERNAL REVENUE RECEIPTS BY STATE AND DISTRICTS**  
(On basis of report of the Internal Revenue Service)  
(In thousands of dollars)

State and District <sup>1</sup>	Individual Income and Employment Taxes								
	Grand Total	Total individual income and employment taxes	Income tax not withheld and SECA <sup>2, 3</sup>	Income Tax withheld and FICA <sup>2</sup>	Railroad retirement	Unemployment insurance	Corporation Income Taxes <sup>4</sup>	Estate and Gift Taxes	Excise Taxes
Alabama.....	12,582,893	11,027,217	2,094,049	8,858,658	1,918	72,592	1,240,668	153,236	161,772
Alaska.....	2,636,131	2,200,162	503,436	1,684,664	717	11,345	121,932	5,513	308,524
Arizona.....	11,554,211	10,528,986	2,357,797	8,101,429	1,832	67,928	562,139	186,371	276,715
Arkansas.....	10,137,176	7,667,829	1,238,693	6,351,675	4,443	73,019	1,899,053	100,775	469,518
Subtotal.....	36,910,411	31,424,196	6,193,975	24,996,427	8,910	224,883	3,823,792	445,895	1,216,529
California, Laguna Niguel.....	29,326,551	26,488,322	6,077,163	20,236,964	205	173,991	2,061,620	480,263	296,346
Los Angeles.....	38,887,355	32,719,662	5,923,321	26,611,136	114	185,091	3,985,865	759,502	1,422,326
Sacramento.....	16,552,555	15,065,486	4,069,746	10,917,897	3,034	74,809	686,526	352,659	447,884
San Francisco.....	27,590,504	20,360,018	3,317,377	16,648,310	317,837	76,494	4,913,314	425,655	1,891,517
San Jose.....	23,809,298	20,206,218	4,402,258	15,689,874	1,956	112,131	2,905,905	416,747	280,429
Subtotal.....	136,166,264	114,839,707	23,789,866	90,104,180	323,145	622,516	14,553,230	2,434,826	4,338,502
Colorado.....	19,843,690	17,758,933	3,086,765	14,586,052	3,055	83,061	1,133,140	167,145	784,472
Connecticut.....	24,412,038	20,219,933	3,618,940	16,516,536	1,285	83,172	3,658,849	348,525	184,731
Delaware.....	6,227,992	3,939,433	563,059	3,355,855	44	20,475	2,024,091	42,460	222,008
Subtotal.....	50,483,719	41,918,298	7,268,763	34,458,443	4,384	186,708	6,816,079	558,130	1,191,211
Florida, Jacksonville.....	27,498,540	24,622,645	4,692,039	19,281,063	531,626	117,917	2,341,273	391,050	143,571
Ft. Lauderdale.....	25,414,202	22,550,871	7,670,676	14,750,589	379	129,227	1,752,522	887,919	222,890
Subtotal.....	52,912,742	47,173,516	12,362,715	34,031,652	532,005	247,143	4,093,796	1,278,969	366,462
Georgia.....	35,464,308	27,472,152	4,106,419	23,183,149	3,429	179,155	5,750,043	379,557	1,862,557
Hawaii.....	4,613,645	4,060,861	873,167	3,165,905	2	21,787	389,484	92,511	70,788
Idaho.....	4,638,512	3,661,666	749,094	2,886,005	392	26,175	802,816	40,387	133,644
Subtotal.....	44,716,466	35,194,678	5,728,680	29,235,059	3,823	227,117	6,942,343	512,455	2,066,989
Illinois, Chicago.....	63,364,986	50,031,232	8,187,451	41,325,768	273,315	244,698	9,390,623	756,551	3,186,579
Springfield.....	11,100,325	9,520,029	1,732,913	7,730,630	7,765	48,720	1,276,448	107,016	196,833
Subtotal.....	74,465,311	59,551,261	9,920,364	49,056,398	281,081	293,418	10,667,071	863,567	3,383,412
Indiana.....	25,549,353	22,801,375	3,362,377	19,311,512	19,550	107,936	2,133,839	196,968	417,170
Iowa.....	9,827,439	8,255,390	1,715,836	6,480,319	10,989	48,246	1,396,159	86,567	89,322
Kansas.....	11,632,213	9,263,442	1,735,609	7,218,922	253,592	55,318	1,293,445	143,969	931,357
Kentucky.....	12,120,562	9,755,508	1,858,625	7,825,077	5,636	66,169	1,419,536	85,910	859,609
Louisiana.....	14,496,694	13,134,569	2,246,456	10,806,054	19,293	62,766	1,011,364	120,206	230,555
Maine.....	3,525,560	3,157,564	629,028	2,504,023	4,138	20,375	226,443	58,792	82,760
Maryland (including District of Columbia).....	33,714,403	28,951,471	4,126,754	24,389,068	324,040	111,609	3,717,713	408,778	636,440
Massachusetts.....	34,612,878	30,440,231	5,363,841	24,902,072	18,465	155,853	3,255,210	399,409	518,029
Michigan.....	53,692,311	45,287,816	4,976,226	40,000,937	57,827	252,826	7,670,313	383,657	350,525
Minnesota.....	34,791,307	29,103,305	3,313,185	25,093,344	571,797	124,979	4,574,887	201,200	911,915
Mississippi.....	6,089,437	5,426,511	1,147,961	4,234,704	4,913	38,933	495,671	52,985	114,270
Missouri.....	28,562,958	23,107,801	3,337,881	19,615,283	30,237	124,399	4,247,308	314,910	892,940
Montana.....	2,186,027	1,963,705	592,225	1,344,297	15,283	11,899	153,264	39,994	29,064
Nebraska.....	7,931,236	6,430,923	1,125,150	4,950,422	320,282	35,069	1,334,577	67,404	98,331
Nevada.....	6,169,396	5,484,310	1,588,257	3,859,427	31	36,594	542,704	71,121	71,261
New Hampshire.....	4,527,268	4,057,502	871,308	3,162,830	170	23,194	373,979	49,997	45,790
Subtotal.....	289,429,042	246,621,423	37,990,721	205,698,292	1,656,243	1,276,167	33,846,414	2,681,866	6,279,339

**TABLE C - INTERNAL REVENUE RECEIPTS BY STATE AND DISTRICTS — Continued**  
 (On basis of report of the Internal Revenue Service)  
 (In thousands of dollars)

State and District <sup>1</sup>	Grand Total	Individual Income and Employment Taxes					Estate and Gift Taxes	Excise Taxes	
		Total individual income and employment taxes	Income tax not withheld and SECA <sup>2, 3</sup>	Income Tax withheld and FICA <sup>2</sup>	Railroad retirement	Unemployment insurance			Corporation Income Taxes <sup>4</sup>
New Jersey .....	58,160,741	48,287,371	6,642,902	41,365,160	61,458	217,852	7,477,732	444,854	1,950,784
New Mexico .....	4,022,155	3,658,320	825,927	2,808,018	325	24,051	213,172	46,660	104,003
Subtotal .....	62,182,896	51,945,692	7,468,829	44,173,177	61,782	241,903	7,690,903	491,514	2,054,787
New York, Albany .....	9,005,955	7,727,009	1,066,513	6,613,290	11,466	35,740	1,151,825	72,598	54,523
Brooklyn .....	23,242,295	21,080,884	4,716,282	16,154,643	109,443	100,516	1,743,512	274,071	143,827
Buffalo .....	18,604,973	16,460,078	1,951,018	14,418,482	7,532	83,046	1,842,156	123,477	179,263
Manhattan .....	71,122,467	54,437,931	8,230,753	45,922,868	98,258	186,052	14,750,425	1,348,164	585,947
Subtotal .....	121,975,689	99,705,902	15,964,566	83,109,283	226,699	405,354	19,487,917	1,818,310	963,560
North Carolina .....	25,830,404	21,873,125	3,965,087	17,759,558	1,470	147,010	3,460,048	298,065	199,167
North Dakota .....	1,950,505	1,752,947	479,523	1,263,347	624	9,453	150,075	18,678	28,806
Subtotal .....	27,780,910	23,626,071	4,444,610	19,022,904	2,095	156,462	3,610,123	316,742	227,973
Ohio, Cincinnati .....	24,063,587	19,748,874	2,930,770	16,712,846	5,184	100,074	3,938,553	226,077	150,082
Cleveland .....	32,321,930	26,321,478	3,508,541	22,652,402	18,196	142,339	3,176,196	303,376	2,520,880
Subtotal .....	56,385,517	46,070,352	6,439,312	39,365,248	23,379	242,413	7,114,749	529,454	2,670,962
Oklahoma .....	14,311,349	9,512,556	1,722,014	7,733,352	1,637	55,552	1,022,500	132,317	3,643,977
Oregon .....	11,902,566	10,395,343	2,333,770	8,018,107	2,820	40,646	1,143,365	226,391	137,466
Subtotal .....	26,213,914	19,907,899	4,055,784	15,751,459	4,457	96,199	2,165,864	358,708	3,781,443
Pennsylvania, Philadelphia .....	40,685,497	34,107,251	5,460,733	27,913,058	565,022	168,438	4,687,756	502,318	1,388,172
Pittsburgh .....	17,713,862	15,064,994	2,406,450	12,556,144	21,722	80,678	2,107,371	209,736	331,760
Subtotal .....	58,399,359	49,172,245	7,867,183	40,469,203	586,744	249,115	6,795,128	712,054	1,719,932
Rhode Island .....	4,324,970	3,762,286	659,619	3,081,655	33	20,980	461,275	89,451	11,958
South Carolina .....	11,109,582	10,039,006	1,621,902	8,346,246	900	69,958	828,761	112,614	129,201
South Dakota .....	2,167,727	1,941,422	613,817	1,313,244	3,587	10,774	164,459	16,495	45,351
Tennessee .....	21,861,437	18,672,109	3,015,498	15,531,228	23,559	101,824	2,633,159	152,216	403,952
Subtotal .....	39,463,717	34,414,823	5,910,836	28,272,373	28,079	203,536	4,087,655	370,776	590,462
Texas, Austin .....	18,360,398	15,807,976	3,334,606	12,398,109	9,347	65,913	1,800,804	195,664	555,954
Dallas .....	36,310,671	28,888,893	5,520,372	23,170,052	6,868	191,601	3,909,390	545,426	2,966,963
Houston .....	29,415,606	19,219,627	3,506,984	15,594,774	13,627	104,242	3,987,876	202,572	6,005,531
Subtotal .....	84,086,676	63,916,496	12,361,962	51,162,935	29,842	361,756	9,698,069	943,662	9,528,449
Utah .....	6,065,344	5,122,132	1,011,494	4,074,299	2,356	33,983	762,426	39,570	141,217
Vermont .....	1,929,334	1,680,158	354,747	1,311,333	4,334	9,744	194,035	38,829	16,312
Virginia .....	28,296,923	23,872,428	4,142,321	19,216,702	384,126	129,279	3,043,218	374,331	1,006,946
Washington .....	24,368,043	21,401,497	4,504,515	16,773,070	3,233	120,679	2,484,954	167,179	314,413
West Virginia .....	4,121,125	3,753,607	691,637	3,040,671	228	21,071	227,429	32,793	107,296
Wisconsin .....	23,005,926	19,685,497	3,151,130	16,412,166	4,797	117,404	2,853,685	226,134	240,610
Wyoming .....	1,544,455	1,260,734	410,160	843,812	44	6,718	59,570	15,982	208,168
Subtotal .....	89,331,150	76,776,055	14,266,004	61,672,052	399,118	438,880	9,625,317	894,817	2,034,961

**TABLE C - INTERNAL REVENUE RECEIPTS BY STATE AND DISTRICTS — Continued**  
(On basis of report of the Internal Revenue Service)  
(In thousands of dollars)


State and District <sup>1</sup>	Individual Income and Employment Taxes								
	Grand Total	Total individual income and employment taxes	Income tax not withheld and SECA <sup>2, 3</sup>	Income Tax withheld and FICA <sup>2</sup>	Railroad retirement	Unemployment insurance	Corporation Income Taxes <sup>4</sup>	Estate and Gift Taxes	Excise Taxes
Foreign Operations .....									
Puerto Rico .....	2,567,146	2,131,322	150,594	1,942,530	5	38,193	410,966	1,855	23,002
Other .....	5,309,047	3,353,742	1,253,559	2,088,868	3,021	8,294	1,841,690	36,621	76,994
Subtotal .....	7,876,193	5,485,064	1,404,153	4,031,398	3,026	46,487	2,252,656	38,477	99,996
Collections not classified by state and district:									
Presidential Election Campaign Fund <sup>5</sup> .....	69,738	69,738		69,738					
Other, including Federal Tax Deposits <sup>6</sup> .....	17,617,061	15,837,088	1,041,944	14,725,906	18,940	50,298	933,577	356,572	489,825
Subtotal .....	17,686,799	15,906,826	1,041,944	14,795,644	18,940	50,298	933,577	356,572	489,825
Total .....	1,276,466,776	1,063,650,505	184,480,268	869,406,129	4,193,751	5,570,356	154,204,684	15,606,793	43,004,794

## FOOTNOTES

NOTE: Detail may not add to totals due to rounding. Amounts reflect adjustments made to data reported in prior years. Negative figures are displayed when prior year adjustments exceed current year receipts.

1. Receipts in the various states do not indicate the federal tax burden of each since, in many instances, taxes are collected in one state from residents of another state. For example, withholding taxes reported by employers located near state lines may include substantial amounts withheld from salaries of employees who reside in neighboring states. Also, the taxes of some corporations are paid from a principal office, although their operations may be located in another state, or throughout several states.
2. Collections of individual income tax (withheld and not withheld) include old-age, survivor's, disability, and hospital insurance taxes on salaries and wages (FICA) and self-employment income (SECA).
3. Includes fiduciary income tax collections of \$6.2 billion.
4. Includes taxes of \$372.4 million on unrelated business income of exempt organizations (Forms 990T).
5. Designations by taxpayers of a portion of their taxes to the Presidential Election Campaign Fund are also included even though they are not collections, as such, because they do not affect taxpayer liability. Transfer of amounts to this fund was made on a national basis only and had no effect on district and regional collection data.
6. Amounts not classified by state or district as of the end of the fiscal year. This includes tax payments made to banks under the Federal Tax Deposit (FTD) System. These payments are included in collections but are not classified by district until applied to taxpayer accounts. Also included are credits allowable on income tax returns for certain gasoline, diesel, and special motor fuel tax payments and for excess payments under the Federal Insurance Contributions Act.

**PART THREE**



**DETAIL OF**

**APPROPRIATIONS, OUTLAYS,**

**AND BALANCES**





**APPROPRIATION, OUTLAYS, AND BALANCES - Continued**

Appropriation or Fund Account		Account Symbol			Balances beginning of fiscal year	Appropriations and other obligational authority <sup>1</sup>	Transfers borrowings and investments (net) <sup>2</sup>	Outlays (net)	Balances withdrawn and other transactions <sup>3</sup>	Balances end or fiscal year <sup>4</sup>
Title	Period of Availability	Dept Reg	Tr Fm	Account No						
SALARIES AND CONTINGENT EXPENSES, SENATE POLICY COMMITTEES FUND RESOURCES:										
UNDISBURSED FUNDS	1994	00		0182	-----	2,398,200 00	-----	2,352,638 11	-----	45,561 89
	1993				128,503 24	-----	-----	28,764 99	-----	99,738 25
	1991				-162,732 80	-----	-----	-----	-----	6-162,732 80
	NO YEAR				813,087 52	-----	-----	-757 00	-----	813,844 52
	SUBTOTAL	00		0182	\$778,857 96	2,398,200 00	-----	2,380,646 10	-----	\$796,411 86
OFFICE OF SENATE FAIR EMPLOYMENT PRACTICES, SALARIES AND EXPENSES, SENATE FUND RESOURCES										
UNDISBURSED FUNDS	1994	00		0183	-----	825,000 00	-----	557,603 48	-----	267,396 52
	1993				224,783 69	-----	-----	19,086 98	-----	205,696 71
	SUBTOTAL	00		0183	\$224,783 69	825,000 00	-----	576,690 46	-----	\$473,093 23
SETTLEMENTS AND AWARDS RESERVE, CONTINGENT EXPENSES, SENATE FUND RESOURCES										
UNDISBURSED FUNDS	1994	00		0184	-----	311,500 00	-----	310,537 40	-----	962 60
	1993				-----	5,000 00	-----	4,950 00	-----	50 00
	SUBTOTAL	00		0184	-----	316,500 00	-----	315,487 40	-----	\$1,012 60
CONGRESSIONAL USE OF FOREIGN CURRENCY, SENATE FUND RESOURCES										
UNDISBURSED FUNDS	NO YEAR	00		0188	1	\$1,489,577 77	2,437,000 00	1,560,703 26	-----	\$2,365,874 51
CONTINGENT EXPENSES, SENATE, AUTOMOBILES AND MAINTENANCE FUND RESOURCES										
UNDISBURSED FUNDS	NO YEAR	00		0165		\$11,380 50	-----	-----	-----	\$11,380 50
CONTINGENT EXPENSES, SENATE, EXPENSES OF INQUIRIES AND INVESTIGATIONS FUND RESOURCES										
UNDISBURSED FUNDS	1994	00		0128	-----	77,000,000 00	-----	68,500,529 02	-----	8,499,470 98
	1993				5,100,842 83	-1,500,000 00	-----	666,815 50	-----	2,934,027 33
	NO YEAR				10,123,957 62	-----	-----	4,284 61	-----	10,119,673 01
	SUBTOTAL	00		0128	\$15,224,800 45	75,500,000 00	-----	69,171,629 13	-----	\$21,553,171 32
CONTINGENT EXPENSES, SENATE, FOLDING DOCUMENTS FUND RESOURCES										
UNDISBURSED FUNDS	NO YEAR	00		0118		\$38,264 85	-----	-----	-----	\$38,264 85
CONTINGENT EXPENSES, SENATE, MISCELLANEOUS ITEMS FUND RESOURCES										
UNDISBURSED FUNDS	1994	00		0123	-----	6,904,500 00	-----	3,145,001 22	-----	3,759,498 78
	1993				1,168,083 07	505,000 00	-----	952,960 24	-----	720,122 83
	NO YEAR				6,572,266 50	-----	-----	920 00	-----	6,571,346 50
	SUBTOTAL	00		0123	\$7,740,349 57	7,409,500 00	-----	4,098,881 46	-----	\$11,050,968 11
CONTINGENT EXPENSES, SENATE, SECRETARY OF THE SENATE FUND RESOURCES										
UNDISBURSED FUNDS	1994	00		0126	-----	1,966,500 00	-----	668,212 76	-----	1,298,287 24
	1993				903,566 75	-----	-----	357,350 86	-----	546,215 89
	NO YEAR				1,562,691 70	-----	-----	22,875 49	-----	1,539,816 21
	SUBTOTAL	00		0126	\$2,466,258 45	1,966,500 00	-----	1,048,439 11	-----	\$3,384,319 34
CONTINGENT EXPENSES, SERGEANT AT ARMS AND DOORKEEPER OF THE SENATE FUND RESOURCES										
UNDISBURSED FUNDS	1994	00		0127	-----	57,410,000 00	-----	37,771,255 82	-----	19,638,744 18
	1993				24,132,909 96	-----	-----	16,712,671 96	-----	7,420,238 00
	1988-93				5,106 72	-----	-----	-----	-----	5,106 72
	NO YEAR				33,338,110 26	15,000,000 00	-----	5,466,384 37	-----	42,871,725 89
	SUBTOTAL	00		0127	\$57,476,126 94	72,410,000 00	-----	59,950,312 15	-----	\$69,935,814 79
CONTINGENT EXPENSES, UNITED STATES SENATE CAUCUS ON INTERNATIONAL NARCOTICS CONTROL FUND RESOURCES										
UNDISBURSED FUNDS	1994	00		0129	-----	336,000 00	-----	323,499 49	-----	12,500 51
	1993				18,867 44	-----	-----	3,283 85	-----	15,583 59
	1992				15,003 11	-----	-----	-----	15,003 11	-----
	SUBTOTAL	00		0129	\$33,870 55	336,000 00	-----	326,783 34	15,003 11	\$28,084 10

APPROPRIATION, OUTLAYS, AND BALANCES - Continued

Appropriation or Fund Account		Account Symbol				Balances beginning of fiscal year	Appropriations and other obligational authority <sup>1</sup>	Transfers borrowings and investments (net) <sup>2</sup>	Outlays (net)	Balances withdrawn and other transactions <sup>3</sup>	Balances end or fiscal year <sup>4</sup>
Title	Period of Availability	Dep't Reg	Tr. Fm	Account No	Sub No						
<b>SENATE-CONTINUED</b>											
<b>GENERAL FUND ACCOUNTS-CONTINUED</b>											
CONTINGENT EXPENSES, SENATORS' OFFICIAL PERSONNEL AND OFFICE EXPENSE ACCOUNT, SENATE											
FUND RESOURCES											
UNDISBURSED FUNDS	1994	00		0130		-----	\$198,532,461 00	-----	\$196,272,167 00	-----	\$2,260,294 00
	1993					\$742,957 30	1,762,500 00	-----	2,360,752 13	-----	144,705 17
	1991					-12,223,058 14	-----	-----	-----	-----	-12,223,058 14
	NO YEAR					21,245,294 47	-----	-----	-9,304 41	-----	21,254,598 88
	SUBTOTAL	00		0130		\$9,765,193 63	200,294,961 00	-----	198,623,614 72	-----	\$11,436,539 91
OFFICIAL MAIL COSTS, SENATE											
FUND RESOURCES											
UNDISBURSED FUNDS	1994	00		0132		-----	10,435,539 00	-----	6,072,899 00	-----	4,362,640 00
	1993-94					8,699,200 00	-772,500 00	-----	581,895 00	-----	7,344,805 00
	NO YEAR					16,515,414 05	-----	-----	-----	-----	16,515,414 05
	SUBTOTAL	00		0132		\$25,214,614 05	9,663,039 00	-----	6,654,794 00	-----	\$28,222,859 05
CONTINGENT EXPENSES, SENATE, STATIONERY, REVOLVING FUND											
FUND RESOURCES											
UNDISBURSED FUNDS	NO YEAR	00		0140		\$331,215 97	313,000 00	-----	156,874 45	\$3,966 78	\$483,374 74
<b>PUBLIC ENTERPRISE FUNDS</b>											
CONTINGENT EXPENSES, SENATE COMPUTER CENTER REVOLVING FUND											
FUND RESOURCES											
UNDISBURSED FUNDS	NO YEAR	00		4046		\$10,000 00	-----	-----	-----	-----	\$10,000 00
CONTINGENT EXPENSES, SENATE BARBER SHOPS REVOLVING FUND											
FUND RESOURCES											
UNDISBURSED FUNDS	NO YEAR	00		4047		\$401,661 61	-----	-----	38,892 72	-----	\$362,768 89
SENATE HEALTH PROMOTION, REVOLVING FUND, SENATE											
FUND RESOURCES											
UNDISBURSED FUNDS	NO YEAR	00		4051		\$8,240 60	-----	-----	-1,497 00	-----	\$9,737 60
SENATE OFFICE OF PUBLIC RECORDS, REVOLVING FUND, SENATE											
FUND RESOURCES											
UNDISBURSED FUNDS	NO YEAR	00		4052		\$138,191 34	-----	-----	-26,961 10	-----	\$165,152 44
SENATE GIFT SHOP REVOLVING FUND, SENATE											
FUND RESOURCES											
UNDISBURSED FUNDS	NO YEAR	00		4062		\$139,074.77	-----	-----	-117,817 35	-----	\$256,892 12
SENATE PHOTOGRAPHIC STUDIO REVOLVING FUND											
FUND RESOURCES											
UNDISBURSED FUNDS	NO YEAR	00		4086		\$244,746 68	-----	-----	57,634 44	-----	\$187,112.24
SENATE RECORDING STUDIO REVOLVING FUND											
FUND RESOURCES											
UNDISBURSED FUNDS	NO YEAR	00		4087		\$891,539 80	-----	-----	-120,826 93	-----	\$1,012,366.73
TOTAL, SENATE						\$154,434,858.80	463,609,700.00	-----	430,416,044.74	2,895,111.36	\$184,733,402.70

**APPROPRIATION, OUTLAYS, AND BALANCES - Continued**

Appropriation or Fund Account		Account Symbol			Balances beginning of fiscal year	Appropriations and other obligational authority <sup>1</sup>	Transfers borrowings and investments (net) <sup>2</sup>	Outlays (net)	Balances withdrawn and other transactions <sup>3</sup>	Balances end or fiscal year <sup>4</sup>
Title	Period of Availability	Dept Reg	Account No.	Sub No.						
<b>HOUSE OF REPRESENTATIVES</b>										
<b>GENERAL FUND ACCOUNTS</b>										
COMPENSATION OF MEMBERS AND RELATED ADMINISTRATIVE EXPENSES, HOUSE OF REPRESENTATIVES FUND RESOURCES UNDISBURSED FUNDS										
	1994	00	0200		---	75,078,000.00	---	67,216,021.63	---	7,861,978.37
	1993				6,016,559.17	---	---	5,978,832.34	---	37,726.83
	1992				517,214.96	---	---	---	517,214.96	---
FUND EQUITIES UNOBLIGATED BALANCE										
					-6,533,774.13	---	---	---	1,365,931.07	-7,899,705.20
	SUBTOTAL	00	0200		-0-	75,078,000.00	---	73,194,853.97	1,883,146.03	-0-
MILEAGE OF MEMBERS, HOUSE OF REPRESENTATIVES FUND RESOURCES UNDISBURSED FUNDS										
	1992	00	0208		137,058.20	---	---	---	137,058.20	---
FUND EQUITIES UNOBLIGATED BALANCE										
					-137,058.20	---	---	---	-137,058.20	---
	SUBTOTAL	00	0208		-0-	---	---	---	---	-0-
PAYMENT TO NEXT OF KIN FUND RESOURCES UNDISBURSED FUNDS										
	NO YEAR	00	0215		---	7133,600.00	---	---	---	\$133,600.00
SALARIES AND EXPENSES, HOUSE OF REPRESENTATIVES FUND RESOURCES UNDISBURSED FUNDS										
	1994	00	0400		---	\$96,303,156.00	---	651,542,726.67	---	44,760,429.33
	1993				\$62,872,157.22	-6,489,838.00	---	27,950,343.32	\$4,647,818.00	23,784,157.90
	1991				-2,237.48	---	---	---	---	-2,237.48
	NO YEAR				\$7,970,065.07	-4,954,254.77	---	361,640.69	---	2,654,169.61
	SUBTOTAL	00	0400		\$70,839,984.81	684,859,063.23	---	679,854,710.68	4,647,818.00	\$71,196,519.36
CONTINGENT EXPENSES, HOUSE OF REPRESENTATIVES, NEW EDITION OF THE UNITED STATES CODE FUND RESOURCES UNDISBURSED FUNDS										
	NO YEAR	00	0437		\$80,913.65	---	---	---	---	\$80,913.65
CONTINGENT EXPENSES, HOUSE OF REPRESENTATIVES, STATIONERY, REVOLVING FUND FUND RESOURCES UNDISBURSED FUNDS										
	NO YEAR	00	0440		\$3,242,313.11	---	---	-93,861.97	---	\$3,336,175.08
CONGRESSIONAL USE OF FOREIGN CURRENCY, HOUSE OF REPRESENTATIVES FUND RESOURCES UNDISBURSED FUNDS										
	NO YEAR	00	0488	1	\$234,644.12	5,039,000.00	---	2,778,409.88	---	\$2,495,234.24
<b>PUBLIC ENTERPRISE FUNDS</b>										
HOUSE OF REPRESENTATIVES RESTAURANT FUND FUND RESOURCES UNDISBURSED FUNDS										
	NO YEAR	00	4003		\$305,224.26	---	---	265,581.72	---	\$39,642.54
CONTINGENT EXPENSES, HOUSE RECORDING STUDIO, REVOLVING FUND FUND RESOURCES UNDISBURSED FUNDS										
	NO YEAR	00	4004		\$1,042,378.00	---	---	-32,917.04	---	\$1,075,295.04
BEAUTY SHOP REVOLVING FUND, HOUSE OF REPRESENTATIVES FUND RESOURCES UNDISBURSED FUNDS										
	NO YEAR	00	4006		\$21,589.82	---	---	36,246.55	---	\$-14,656.73
HOUSE BARBER SHOPS REVOLVING FUND, HOUSE OF REPRESENTATIVES FUND RESOURCES UNDISBURSED FUNDS										
	NO YEAR	00	4007		\$10,815.83	---	---	1,081.49	---	\$9,734.34
OFFICE OF THE ATTENDING PHYSICIAN REVOLVING FUND, HOUSE OF REPRESENTATIVES FUND RESOURCES UNDISBURSED FUNDS										
	NO YEAR	00	4008		\$3,632.60	---	---	---	---	\$3,632.60

FOOTNOTES AT END OF CHAPTER

APPROPRIATION, OUTLAYS, AND BALANCES - Continued

Appropriation or Fund Account		Account Symbol			Balances beginning of fiscal year	Appropriations and other obligational authority <sup>1</sup>	Transfers borrowings and investments (net) <sup>2</sup>	Outlays (net)	Balances withdrawn and other transactions <sup>3</sup>	Balances end or fiscal year <sup>4</sup>	
Title	Period of Availability	Dept Reg	Fm	Account No							Sub No
<b>HOUSE OF REPRESENTATIVES-CONTINUED</b>											
<b>PUBLIC ENTERPRISE FUNDS-CONTINUED</b>											
CONTINGENT EXPENSES, PAGE RESIDENCE HALL AND MEAL PLAN, HOUSE OF REPRESENTATIVES FUND RESOURCES UNDISBURSED FUNDS	NO YEAR	00		4011		\$1,403,551 02	-----	-----	-----	\$1,481,447 21	
LEGISLATIVE SERVICE ORGANIZATIONS, HOUSE OF REPRESENTATIVES FUND RESOURCES UNDISBURSED FUNDS	NO YEAR	00		4091		-----	-----	-----	-----	\$2,521,467 46	
TOTAL, HOUSE OF REPRESENTATIVES						\$77,185,047 22	\$765,109,663 23	-----	753,404,741 63	\$6,530,964 03	\$82,359,004 79
<b>JOINT ITEMS</b>											
<b>GENERAL FUND ACCOUNTS</b>											
CONTINGENT EXPENSES, HOUSE OF REPRESENTATIVES, OFFICE OF THE ATTENDING PHYSICIAN FUND RESOURCES UNDISBURSED FUNDS	1994	00		0425		-----	1,502,000 00	-----	-----	342,435 28	
	1993					1,228,399 98	-----	-----	-----	282,146 30	
	1992					135,250 44	-----	-----	135,250 44	-----	
	SUBTOTAL	00		0425		\$1,363,650 42	1,502,000 00	-----	2,105,818 40	135,250 44	\$624,581 58
CONTINGENT EXPENSES, HOUSE OF REPRESENTATIVES, JOINT COMMITTEE ON TAXATION FUND RESOURCES UNDISBURSED FUNDS	1994	00		0460		-----	5,701,000 00	-----	-----	213,687 27	
	1993					201,453 01	-----	-----	-----	59,981 41	
	1992					11,591 47	-----	-----	-----	-----	
	SUBTOTAL	00		0460		\$213,044 48	5,701,000 00	-----	5,629,224 96	11,150 84	\$273,668 68
GENERAL EXPENSES, CAPITOL POLICE, HOUSE OF REPRESENTATIVES FUND RESOURCES UNDISBURSED FUNDS	1994	00		0476		-----	1,977,000 00	-----	-----	902,941 10	
	1993					740,840 35	200,000 00	-----	-----	-----	64,002 85
	1992					66,252 59	-----	-----	-----	-----	
	SUBTOTAL	00		0476		\$807,092 94	2,177,000 00	-----	1,957,303 07	59,845 92	\$966,943 95
CONTINGENT EXPENSES, HOUSE OF REPRESENTATIVES, SALARIES, CAPITOL POLICE FUND RESOURCES UNDISBURSED FUNDS	1994	00		0477		-----	29,453,000 00	-----	-----	890,564 36	
	1993					911,836 43	-500,000 00	-----	-----	-----	159,695 64
	1992					1,783,362 84	-----	-----	-----	-----	
	SUBTOTAL	00		0477		\$2,695,199 27	28,953,000 00	-----	28,812,026 76	1,785,912 51	\$1,050,260 00
STATEMENTS OF APPROPRIATIONS FUND RESOURCES UNDISBURSED FUNDS	1992	00		0499		\$10,000 00	-----	-----	-----	10,000 00	-----
SALARIES AND CONTINGENT EXPENSES, SENATE, JOINT ECONOMIC COMMITTEE FUND RESOURCES UNDISBURSED FUNDS	1994	00		0181		-----	3,980,000 00	-----	-----	419,956 54	
	1993					552,178 78	-----	-----	-----	-----	532,252 54
	1992					177,909 87	-----	-----	-----	-----	-----
	SUBTOTAL	00		0181		\$730,088 65	3,980,000 00	-----	3,579,522 26	178,357 31	\$952,209 08
CONTINGENT EXPENSES, SENATE, JOINT COMMITTEE ON INAUGURAL CEREMONIES FUND RESOURCES UNDISBURSED FUNDS	1993	00		0186		\$204,278 94	-----	-----	-----	-----	\$204,278 94

**APPROPRIATION, OUTLAYS, AND BALANCES - Continued**

Appropriation or Fund Account Title	Period of Availability	Account Symbol			Balances beginning of fiscal year	Appropriations and other obligational authority <sup>1</sup>	Transfers borrowings and investments (net) <sup>2</sup>	Outlays (net)	Balances withdrawn and other transactions <sup>3</sup>	Balances end or fiscal year <sup>4</sup>
		Dept Reg	Fm	Account No.						
<b>SALARIES AND CONTINGENT EXPENSES, SENATE, JOINT COMMITTEE ON PRINTING FUND RESOURCES:</b>										
UNDISBURSED FUNDS	1994	00		0180	-----	1,344,000.00	-----	1,282,956.34	-----	61,043.66
	1993				129,504.98	-----	-----	4,020.57	-----	125,484.41
	1992				99,808.38	-----	-----	-135.25	99,943.63	-----
SUBTOTAL	00			0180	\$229,313.36	1,344,000.00	-----	1,286,841.66	99,943.63	\$186,528.07
<b>SALARIES AND EXPENSES, SPECIAL SERVICES OFFICE, SENATE FUND RESOURCES:</b>										
UNDISBURSED FUNDS	1994	00		0190	-----	363,000.00	-----	278,423.55	-----	84,576.45
	1993				97,981.71	-----	-----	178.36	-----	97,803.35
	1992				47,005.83	-----	-----	-----	47,005.83	-----
SUBTOTAL	00			0190	\$144,987.54	363,000.00	-----	278,601.91	47,005.83	\$182,379.80
<b>SALARIES AND EXPENSES, SENATE, CAPITOL GUIDE SERVICE FUND RESOURCES:</b>										
UNDISBURSED FUNDS	1994	00		0170	-----	1,628,000.00	-----	1,485,469.16	-----	142,530.84
	1993				154,131.61	-----	-----	3,319.32	-----	150,812.29
	1992				136,630.04	-----	-----	-----	136,630.04	-----
SUBTOTAL	00			0170	\$290,761.65	1,628,000.00	-----	1,488,788.48	136,630.04	\$293,343.13
<b>CONTINGENT EXPENSES, SENATE, SALARIES, CAPITOL POLICE FUND RESOURCES:</b>										
UNDISBURSED FUNDS	1994	00		0177	-----	32,802,000.00	-----	31,838,888.23	-----	963,111.77
	1993				361,263.92	300,000.00	-----	284,147.37	-----	377,116.55
	1992				955,952.82	-----	-----	-----	955,952.82	-----
SUBTOTAL	00			0177	\$1,317,216.74	33,102,000.00	-----	32,123,035.60	955,952.82	\$1,340,228.32
<b>STATEMENTS OF APPROPRIATIONS FUND RESOURCES:</b>										
UNDISBURSED FUNDS	1992	00		0199	\$10,000.00	-----	-----	-----	10,000.00	-----
TOTAL, JOINT ITEMS					\$8,015,633.99	78,750,000.00	-----	77,261,163.10	3,430,049.34	\$6,074,421.55
<b>CONGRESSIONAL BUDGET OFFICE GENERAL FUND ACCOUNTS</b>										
<b>SALARIES AND EXPENSES, CONGRESSIONAL BUDGET OFFICE FUND RESOURCES:</b>										
UNDISBURSED FUNDS	1994	08		0100	-----	22,317,000.00	-----	20,070,230.29	-----	2,246,769.71
	1993				2,585,252.62	-----	-----	1,729,594.70	-----	855,657.92
	1992				958,194.94	-----	-----	154,496.84	-----	803,698.10
	1991				1,543,524.21	-----	-----	2,659.14	-----	1,540,865.07
	1990				179,204.49	-----	-----	-----	-----	179,204.49
	1989				1,029,270.03	-----	-----	-----	1,029,270.03	-----
ACCOUNTS RECEIVABLE					1,572.06	-----	-----	-----	535.97	1,036.09
FUND EQUITIES					-----	-----	-----	-----	-----	-----
UNOBLIGATED BALANCE					-3,912,525.38	-----	-----	-----	-206,077.36	-3,706,448.02
ACCOUNTS PAYABLE					-936,920.91	-----	-----	-----	11,789.40	-948,710.31
UNDELIVERED ORDERS					-1,447,572.06	-----	-----	-----	-475,499.01	-972,073.05
SUBTOTAL	08			0100	-0-	22,317,000.00	-----	21,956,980.97	360,019.03	-0-
TOTAL, CONGRESSIONAL BUDGET OFFICE					-----	22,317,000.00	-----	21,956,980.97	360,019.03	-----
<b>ARCHITECT OF THE CAPITOL GENERAL FUND ACCOUNTS</b>										
<b>SALARIES, OFFICE OF THE ARCHITECT OF THE CAPITOL FUND RESOURCES:</b>										
UNDISBURSED FUNDS	1994	01		0100	-----	8,453,000.00	-----	8,008,368.62	-----	444,631.38
	1993				423,006.84	-----	-----	272,992.01	-----	150,014.83
	1992				275,120.82	-----	-----	-----	-----	275,120.82
	1991				69,839.33	-----	-----	-----	-----	69,839.33
	1990				171,704.64	-----	-----	-----	-----	171,704.64
	1989				393,190.46	-----	-----	-----	393,190.46	-----
FUND EQUITIES					-----	-----	-----	-----	-----	-----
UNOBLIGATED BALANCE					-1,075,732.09	-----	-----	-----	-267,984.28	-807,747.81
ACCOUNTS PAYABLE					-277,130.00	-----	-----	-----	46,433.19	-323,563.19
SUBTOTAL	01			0100	-0-	8,453,000.00	-----	8,281,360.63	171,639.37	-0-

FOOTNOTES AT END OF CHAPTER

**APPROPRIATION, OUTLAYS, AND BALANCES - Continued**

Appropriation or Fund Account Title	Period of Availability	Account Symbol			Balances beginning of fiscal year	Appropriations and other obligational authority <sup>1</sup>	Transfers borrowings and investments (net) <sup>2</sup>	Outlays (net)	Balances withdrawn and other transactions <sup>3</sup>	Balances end or fiscal year <sup>4</sup>
		Dept. Reg	Tr. Fm	Account No						
<b>ARCHITECT OF THE CAPITOL-CONTINUED</b>										
<b>GENERAL FUND ACCOUNTS-CONTINUED</b>										
CONTINGENT EXPENSES, ARCHITECT OF THE CAPITOL FUND RESOURCES UNDISBURSED FUNDS	1994	01		0102	---	\$100,000.00	---	\$60,988.01	---	\$39,011.99
	1993				\$97,250.00	---	---	---	---	97,250.00
	NO YEAR				124,530.32	---	---	5,550.00	---	118,980.32
FUND EQUITIES UNOBLIGATED BALANCE ACCOUNTS PAYABLE					-217,802.37	---	---	---	\$10,126.95	-227,929.32
					-3,977.95	---	---	---	23,335.04	-27,312.99
					-0-	100,000.00	---	66,538.01	33,461.99	-0-
<b>SUBTOTAL 01 0102</b>										
CAPITOL BUILDINGS, ARCHITECT OF THE CAPITOL FUND RESOURCES UNDISBURSED FUNDS	1994	01		0105	---	19,565,000.00	---	17,558,272.39	---	2,006,727.61
	1993				2,492,279.86	---	---	1,676,156.93	---	816,122.93
	1992				778,298.04	---	---	102,049.86	---	676,248.18
	1991				346,370.64	---	---	-5,231.25	---	351,601.89
	1990				182,816.45	---	---	6,600.00	---	176,216.45
	1989				492,909.60	---	---	---	492,909.60	---
	NO YEAR				16,312,425.96	6,428,000.00	---	4,018,460.99	---	18,721,964.97
FUND EQUITIES UNOBLIGATED BALANCE ACCOUNTS PAYABLE					-13,272,028.47	---	---	---	-1,952,003.88	-11,320,024.59
					-7,333,072.08	---	---	---	4,095,785.36	-11,428,857.44
					-0-	25,993,000.00	---	23,356,308.92	2,636,691.08	-0-
<b>SUBTOTAL 01 0105</b>										
CAPITOL GROUNDS, ARCHITECT OF THE CAPITOL FUND RESOURCES UNDISBURSED FUNDS	1994	01		0108	---	5,064,000.00	---	4,007,910.61	---	1,056,089.39
	1993				1,098,252.00	---	---	630,323.06	---	467,928.94
	1992				192,646.10	---	---	---	---	192,646.10
	1991				114,511.53	---	---	---	---	114,511.53
	1990				190,154.77	---	---	---	---	190,154.77
	1989				348,845.23	---	---	---	---	---
	NO YEAR				738,802.57	225,000.00	---	321.66	348,523.57	---
					13,246.26	---	---	---	---	743,023.44
ACCOUNTS RECEIVABLE FUND EQUITIES UNOBLIGATED BALANCE ACCOUNTS PAYABLE					-1,831,167.69	---	---	---	-188,327.41	-1,642,840.28
					-865,290.77	---	---	---	269,571.73	-1,134,862.50
					-0-	5,289,000.00	---	4,859,334.46	429,665.54	-0-
<b>SUBTOTAL 01 0108</b>										
WEST CENTRAL FRONT OF THE CAPITOL, ARCHITECT OF THE CAPITOL FUND RESOURCES: UNDISBURSED FUNDS	NO YEAR	01		0109	4,308,884.06	---	---	16,967.78	---	4,291,916.28
FUND EQUITIES UNOBLIGATED BALANCE ACCOUNTS PAYABLE					-4,179,949.22	---	---	---	-39,021.06	-4,140,928.16
					-128,934.84	---	---	---	22,053.28	-150,988.12
					-0-	---	---	16,967.78	-16,967.78	-0-
<b>SUBTOTAL 01 0109</b>										
SENATE OFFICE BUILDINGS, ARCHITECT OF THE CAPITOL FUND RESOURCES: UNDISBURSED FUNDS	1994	01		0123	---	36,869,000.00	---	32,289,308.46	---	4,579,691.54
	1993				9,252,812.85	---	---	8,963,751.62	---	289,061.23
	1992				3,291,773.00	---	---	2,745,439.23	---	546,333.77
	1991				1,481,533.56	---	---	---	---	1,481,533.56
	1990				356,202.39	---	---	---	---	356,202.39
	1989				144,589.95	---	---	329.87	---	355,872.52
	NO YEAR				14,750,026.47	10,177,000.00	---	11,123,800.43	144,589.95	13,803,226.04
FUND EQUITIES: UNOBLIGATED BALANCE ACCOUNTS PAYABLE					-10,075,407.71	---	---	---	3,595,345.82	-13,670,753.53
					-19,201,530.51	---	---	---	-11,816,565.38	-7,384,965.13
					-0-	47,046,000.00	---	55,122,629.61	-8,076,629.61	-0-
<b>SUBTOTAL 01 0123</b>										
HOUSE OFFICE BUILDINGS, ARCHITECT OF THE CAPITOL FUND RESOURCES: UNDISBURSED FUNDS	1994	01		0127	---	29,887,000.00	---	26,483,422.10	---	3,403,577.90
	1993				2,163,621.79	---	---	1,670,925.18	---	492,696.61
	1992				722,197.84	---	---	12,320.46	---	709,877.38
	1991				910,248.86	---	---	406.96	---	909,841.90
	1990				76,218.77	---	---	4,219.20	---	71,999.57
	1989				934,947.36	---	---	---	---	---
	NO YEAR				5,950,095.40	2,400,000.00	---	3,420,718.89	934,947.36	4,929,376.51

**APPROPRIATION, OUTLAYS, AND BALANCES - Continued**

Appropriation or Fund Account Title	Period of Availability	Account Symbol			Balances beginning of fiscal year	Appropriations and other obligational authority <sup>1</sup>	Transfers borrowings and investments (net) <sup>2</sup>	Outlays (net)	Balances withdrawn and other transactions <sup>3</sup>	Balances end or fiscal year <sup>4</sup>
		Dept Reg	Tr Fm	Account No.						
FUND EQUITIES										
UNOBLIGATED BALANCE					-7,513,710.88	-----	-----	-1,612,255.52	-5,901,455.36	
ACCOUNTS PAYABLE					-3,243,619.14	-----	-----	1,372,295.37	-4,615,914.51	
					-0-	-----	-----	694,987.21	-0-	
						32,287,000.00	31,592,012.79			
<b>SUBTOTAL</b>		01		0127						
CAPITOL POWER PLANT, ARCHITECT OF THE CAPITOL FUND RESOURCES										
UNDISBURSED FUNDS	1994	01		0133	-----	32,112,000.00	28,037,472.05	-----	4,074,527.95	
	1993				4,678,420.64	-----	2,463,340.55	-----	2,215,080.09	
	1992				2,365,090.14	-----	66,596.23	-----	2,298,493.91	
	1991				649,580.81	-----	-----	-----	649,580.81	
	1990				895,804.87	-----	-----	-----	895,804.87	
	1989				2,730,794.68	-----	-----	2,730,794.68	-----	
	NO YEAR				2,213,016.57	665,000.00	1,058,438.04	-----	1,819,578.53	
					743,212.58	-----	-----	-2,456,787.42	3,200,000.00	
ACCOUNTS RECEIVABLE										
FUND EQUITIES										
UNOBLIGATED BALANCE					-10,148,622.28	-----	-----	548,281.19	-10,696,903.47	
ACCOUNTS PAYABLE					-4,127,298.01	-----	-----	328,864.68	-4,456,162.69	
					-0-	32,777,000.00	31,625,846.87	1,151,153.13	-0-	
<b>SUBTOTAL</b>		01		0133						
ALTERATIONS AND IMPROVEMENTS, BUILDINGS AND GROUNDS, TO PROVIDE FACILITIES FOR THE PHYSICALLY HANDICAPPED, ARCHITECT OF THE CAPITOL FUND RESOURCES										
UNDISBURSED FUNDS	NO YEAR	01		0106	176,721.10	-----	64,666.98	-----	112,054.12	
FUND EQUITIES										
UNOBLIGATED BALANCE					-173,954.65	-----	-----	-61,900.53	-112,054.12	
ACCOUNTS PAYABLE					-2,766.45	-----	-----	-2,766.45	-----	
					-0-	64,666.98	64,666.98	-64,666.98	-0-	
<b>SUBTOTAL</b>		01		0106						
STRUCTURAL AND MECHANICAL CARE, LIBRARY BUILDINGS AND GROUNDS, ARCHITECT OF THE CAPITOL FUND RESOURCES										
UNDISBURSED FUNDS	1994	01		0155	-----	8,633,000.00	7,597,277.25	-----	1,035,722.75	
	1993				824,003.03	-----	705,329.57	-----	118,673.46	
	1992				308,208.88	-----	146,049.33	-----	162,159.55	
	1991				69,813.10	-----	2,791.84	-----	67,021.26	
	1990				51,518.65	-----	-----	-----	51,518.65	
	1989				48,602.46	-----	-----	48,602.46	-----	
	NO YEAR				13,280,877.84	12,120,000.00	8,803,981.26	-----	16,596,896.58	
FUND EQUITIES										
UNOBLIGATED BALANCE					-4,859,445.33	-----	-----	3,364,121.74	-8,223,567.07	
ACCOUNTS PAYABLE					-9,723,578.63	-----	-----	84,846.55	-9,808,425.18	
					-0-	20,753,000.00	17,255,429.25	3,497,570.75	-0-	
<b>SUBTOTAL</b>		01		0155						
CAPITOL COMPLEX SECURITY ENHANCEMENTS, ARCHITECT OF THE CAPITOL FUND RESOURCES										
UNDISBURSED FUNDS	NO YEAR	01		0160	12,779,333.68	-9,015,000.00	-----	-----	3,764,333.68	
FUND EQUITIES										
UNOBLIGATED BALANCE					-12,779,333.68	-----	-----	-9,015,000.00	-3,764,333.68	
					-0-	-9,015,000.00	-----	-9,015,000.00	-0-	
<b>SUBTOTAL</b>		01		0160						
<b>PUBLIC ENTERPRISE FUNDS</b>										
SENATE RESTAURANT FUND FUND RESOURCES										
UNDISBURSED FUNDS	NO YEAR	00		4022	600,033.45	-----	-----	350,085.61	-----	249,947.84
HOUSE OF REPRESENTATIVES, GYMNASIUM, ARCHITECT OF THE CAPITOL FUND RESOURCES										
UNDISBURSED FUNDS	NO YEAR	01		4200	134,108.56	-----	-61,892.75	-----	196,001.31	
FUND EQUITIES										
UNOBLIGATED BALANCE					-134,108.56	-----	-----	61,343.15	-195,451.71	
ACCOUNTS PAYABLE					-0-	-----	-----	549.60	-549.60	
					-0-	-----	-61,892.75	61,892.75	-0-	
<b>SUBTOTAL</b>		01		4200						



APPROPRIATION, OUTLAYS, AND BALANCES - Continued

Appropriation or Fund Account Title	Period of Availability	Account Symbol				Balances beginning of fiscal year	Appropriations and other obligational authority <sup>1</sup>	Transfers borrowings and investments (net) <sup>2</sup>	Outlays (net)	Balances withdrawn and other transactions <sup>3</sup>	Balances end or fiscal year <sup>4</sup>
		Dept.		Account No	Sub No						
		Reg	Tr Fm								
<b>ARCHITECT OF THE CAPITOL-CONTINUED</b>											
<b>INTRAGOVERNMENTAL FUNDS</b>											
JUDICIARY OFFICE BUILDING DEVELOPMENT AND OPERATIONS FUND FUND RESOURCES	NO YEAR	10		4518		\$13,559,874.57	-----	\$15,673,350.00	-\$2,651,755.93	-----	\$31,884,980.50
UNDISBURSED FUNDS						348,445,253.00	-----	-15,673,350.00	-----	-----	332,771,903.00
UNAMORTIZED PREMIUM AND DISCOUNT AUTHORITY TO BORROW FROM THE PUBLIC						176,461,368.00	-----	-----	-----	-----	176,461,368.00
FUND EQUITIES							-----	-----	-----	-----	
UNOBLIGATED BALANCE						-538,436,120.09	-----	-----	-----	\$2,665,080.10	-541,101,200.19
ACCOUNTS PAYABLE						-30,375.48	-----	-----	-----	-13,324.17	-17,051.31
SUBTOTAL	10			4518		-0-	-----	-----	-2,651,755.93	2,651,755.93	-0-
TOTAL, ARCHITECT OF THE CAPITOL						\$600,033.45	\$163,683,000.00	-----	169,877,532.23	-5,844,446.62	\$249,947.84
<b>LIBRARY OF CONGRESS</b>											
<b>GENERAL FUND ACCOUNTS</b>											
SALARIES AND EXPENSES, LIBRARY OF CONGRESS FUND RESOURCES											
UNDISBURSED FUNDS	1994	03		0101		-----	185,779,000.00	-----	1142,244,741.69	-----	43,534,258.31
	1993					44,912,921.29	-----	-----	34,636,015.19	-----	10,276,906.10
	1992					10,581,155.14	-----	-----	2,232,272.73	-----	8,348,882.41
	1991					8,791,506.22	-----	-----	726,350.75	-----	8,065,155.47
	1990					5,784,108.28	-----	-----	-874,612.52	-----	6,658,720.80
	1989					2,507,681.61	-----	-----	-90,820.06	2,598,501.67	-----
NO YEAR						11,147,531.16	4,941,000.00	-----	8,200,952.33	-----	7,887,578.83
ACCOUNTS RECEIVABLE						5,440,233.10	-----	-----	-----	2,400,851.67	3,039,381.43
FUND EQUITIES							-----	-----	-----	-----	
UNOBLIGATED BALANCE						-18,789,011.17	-----	-----	-----	-2,157,949.22	-16,631,061.95
ACCOUNTS PAYABLE						-16,035,337.54	-----	-----	-----	-487,610.02	-15,547,727.52
UNDELIVERED ORDERS						-54,340,788.09	-----	-----	-----	1,291,305.79	-55,632,093.88
SUBTOTAL	03			0101		-0-	190,720,000.00	-----	187,074,900.11	3,645,099.89	-0-
SALARIES AND EXPENSES, COPYRIGHT OFFICE, LIBRARY OF CONGRESS FUND RESOURCES											
UNDISBURSED FUNDS	1994	03		0102		-----	10,116,666.00	-----	7,747,932.93	-----	2,368,733.07
	1993					1,564,772.72	-----	-----	1,378,986.17	-----	185,786.55
	1992					781,735.41	-----	-----	510,709.84	-----	271,025.57
	1991					284,967.04	-----	-----	993.00	-----	283,974.04
	1990					162,534.55	-----	-----	-----	-----	162,534.55
	1989					220,804.99	-----	-----	-----	220,804.99	-----
NO YEAR						143,232.52	-----	-----	-----	141,225.69	2,006.83
ACCOUNTS RECEIVABLE							-----	-----	-----	-----	
FUND EQUITIES							-----	-----	-----	-----	
UNOBLIGATED BALANCE						-1,000,875.47	-----	-----	-----	707,780.30	-1,708,655.77
ACCOUNTS PAYABLE						-1,293,250.60	-----	-----	-----	-87,058.44	-1,206,192.16
UNDELIVERED ORDERS						-863,921.16	-----	-----	-----	-504,708.48	-359,212.68
SUBTOTAL	03			0102		-0-	10,116,666.00	-----	9,638,621.94	478,044.06	-0-
SALARIES AND EXPENSES, CONGRESSIONAL RESEARCH SERVICE, LIBRARY OF CONGRESS FUND RESOURCES											
UNDISBURSED FUNDS	1994	03		0127		-----	56,718,000.00	-----	154,300,522.15	-----	2,417,477.85
	1993					3,685,734.83	-----	-----	3,126,604.76	-----	559,130.07
	1992					886,017.82	-----	-----	95,642.71	-----	790,375.11
	1991					750,682.75	-----	-----	155,170.04	-----	595,512.71
	1990					387,678.18	-----	-----	3,036.00	-----	384,642.18
	1989					404,123.31	-----	-----	10,939.00	393,184.31	-----
NO YEAR						1,908,099.69	-----	-----	-----	465,499.95	1,442,599.74
ACCOUNTS RECEIVABLE							-----	-----	-----	-----	
FUND EQUITIES							-----	-----	-----	-----	
UNOBLIGATED BALANCE						-1,334,073.84	-----	-----	-----	-59,415.41	-1,274,658.43
ACCOUNTS PAYABLE						-3,163,078.72	-----	-----	-----	-491,910.54	-2,671,168.18
UNDELIVERED ORDERS						-3,525,184.02	-----	-----	-----	-1,281,272.97	-2,243,911.05
SUBTOTAL	03			0127		-0-	56,718,000.00	-----	57,691,914.66	-973,914.66	-0-

**APPROPRIATION, OUTLAYS, AND BALANCES - Continued**

Appropriation or Fund Account		Account Symbol			Balances beginning of fiscal year	Appropriations and other obligational authority <sup>1</sup>	Transfers borrowings and investments (net) <sup>2</sup>	Outlays (net)	Balances withdrawn and other transactions <sup>3</sup>	Balances end or fiscal year <sup>4</sup>
Title	Period of Availability	Dept Reg	Tr Fr	Account No.						
<b>SALARIES AND EXPENSES, BOOKS FOR THE BLIND AND PHYSICALLY HANDICAPPED, LIBRARY OF CONGRESS FUND RESOURCES</b>										
UNDISBURSED FUNDS	1994	03		0141	---	32,236,000.00	---	13,381,184.08	---	14,854,815.92
	1993				15,607,504.57	---	---	13,093,317.86	---	2,514,186.71
	1992				2,907,658.70	---	---	892,479.60	---	2,015,179.10
	1991				1,330,985.44	---	---	22,862.12	---	1,308,123.32
	1990				1,353,339.32	---	---	41.74	---	1,353,297.58
	1989				402,471.98	---	---	9,808.39	392,663.59	---
	NO YEAR				14,908,319.88	10,377,000.00	---	15,200,159.30	---	10,085,160.58
ACCOUNTS RECEIVABLE					852.11	---	---	---	-1,657.93	2,510.04
FUND EQUITIES										
UNOBLIGATED BALANCE					-6,617,050.94	---	---	---	-1,541,115.72	-5,075,935.22
ACCOUNTS PAYABLE					-6,817,819.78	---	---	---	276,765.03	-7,094,584.81
UNDELIVERED ORDERS					-23,076,261.28	---	---	---	-3,113,508.06	-19,962,753.22
<b>SUBTOTAL</b>		03		0141	-0-	42,613,000.00	---	46,599,853.09	-3,986,853.09	-0-
<b>SALARIES AND EXPENSES, NATIONAL FILM PRESERVATION BOARD FUND RESOURCES</b>										
UNDISBURSED FUNDS	1989	03		0143	39,643.34	---	---	---	39,643.34	---
FUND EQUITIES										
UNOBLIGATED BALANCE					-39,643.34	---	---	---	-39,643.34	---
<b>SUBTOTAL</b>		03		0143	-0-	---	---	---	---	-0-
<b>COLLECTION AND DISTRIBUTION OF LIBRARY MATERIALS, SPECIAL FOREIGN CURRENCY PROGRAM, LIBRARY OF CONGRESS FUND RESOURCES</b>										
UNDISBURSED FUNDS	NO YEAR	03		0144	-257.97	---	---	-257.97	---	---
ACCOUNTS RECEIVABLE					257.97	---	---	---	257.97	---
<b>SUBTOTAL</b>		03		0144	-0-	---	---	-257.97	257.97	-0-
<b>FURNITURE AND FURNISHINGS, LIBRARY OF CONGRESS FUND RESOURCES</b>										
UNDISBURSED FUNDS	1994	03		0146	---	3,939,000.00	---	2,361,665.63	---	1,577,334.37
	1993				1,581,020.51	---	---	1,495,510.33	---	85,510.18
	1992				114,649.80	---	---	7,548.30	---	107,101.50
	1991				164,510.77	---	---	3,807.00	---	160,703.77
	1990				63,364.34	---	---	---	---	63,364.34
	1989				60,295.12	---	---	---	60,295.12	---
	NO YEAR				6,155,080.52	-593,000.00	---	441,203.09	---	5,120,877.43
FUND EQUITIES										
UNOBLIGATED BALANCE					-5,568,308.56	---	---	---	-311,520.17	-5,256,788.39
ACCOUNTS PAYABLE					-332,405.78	---	---	---	-72,987.85	-259,417.93
UNDELIVERED ORDERS					-2,238,206.72	---	---	---	-639,521.45	-1,598,685.27
<b>SUBTOTAL</b>		03		0146	-0-	3,346,000.00	---	4,309,734.35	-963,734.35	-0-
<b>SPECIAL FUND ACCOUNTS</b>										
<b>OLIVER WENDELL HOLMES DEVISE FUND, LIBRARY OF CONGRESS FUND RESOURCES</b>										
UNDISBURSED FUNDS	NO YEAR	03		5075	75,466.13	3,008.91	-69,897.62	5,715.00	---	2,862.42
UNREALIZED DISCOUNT ON INVESTMENTS					---	---	-102.38	---	---	-102.38
INVESTMENTS IN PUBLIC DEBT SECURITIES					---	---	70,000.00	---	---	70,000.00
FUND EQUITIES										
UNOBLIGATED BALANCE					-75,466.13	---	---	---	-2,706.09	-72,760.04
<b>SUBTOTAL</b>		03		5075	-0-	3,008.91	---	5,715.00	-2,706.09	-0-
<b>PAYMENTS TO COPYRIGHT OWNERS, COPYRIGHT OFFICE, LIBRARY OF CONGRESS FUND RESOURCES</b>										
UNDISBURSED FUNDS	NO YEAR	03		5175	491,002.56	212,903,713.71	-36,906,954.96	174,890,686.44	---	1,597,074.87
UNREALIZED DISCOUNT ON INVESTMENTS					-1,634,474.83	---	-447,045.04	---	---	-2,081,519.87
INVESTMENTS IN PUBLIC DEBT SECURITIES					503,616,000.00	---	37,354,000.00	---	---	540,970,000.00
FUND EQUITIES										
UNOBLIGATED BALANCE					-502,472,527.73	---	---	---	38,013,027.27	-540,485,555.00
<b>SUBTOTAL</b>		03		5175	-0-	212,903,713.71	---	174,890,686.44	38,013,027.27	-0-

FOOTNOTES AT END OF CHAPTER

APPROPRIATION, OUTLAYS, AND BALANCES - Continued

Appropriation or Fund Account		Account Symbol			Balances beginning of fiscal year	Appropriations and other obligatory authority <sup>1</sup>	Transfers borrowings and investments (net) <sup>2</sup>	Outlays (net)	Balances withdrawn and other transactions <sup>3</sup>	Balances end or fiscal year <sup>4</sup>
Title	Period of Availability	Dept. Reg	Account No	Sub No						
<b>LIBRARY OF CONGRESS-CONTINUED</b>										
<b>INTRAGOVERNMENTAL FUNDS</b>										
CONSOLIDATED WORKING FUND.										
LIBRARY OF CONGRESS										
FUND RESOURCES										
UNDISBURSED FUNDS	NO YEAR	03	3900		\$3,793,389.28	-----	-----	\$767,176.82	-----	\$3,026,212.46
ACCOUNTS RECEIVABLE					13,212.57	-----	-----	-----	\$579.36	12,633.21
FUND EQUITIES										
UNOBLIGATED BALANCE					-503,942.96	-----	-----	-----	-429,020.64	-74,922.32
ACCOUNTS PAYABLE					-710,655.90	-----	-----	-----	-710,655.90	-----
UNDELIVERED ORDERS					-2,592,002.99	-----	-----	-----	371,920.36	-2,963,923.35
SUBTOTAL	03		3900		-0-	-----	-----	767,176.82	-767,176.82	-0-
<b>TRUST FUND ACCOUNTS</b>										
PAYMENT OF INTEREST ON BEQUEST OF GERTRUDE M. HUBBARD, LIBRARY OF CONGRESS										
FUND RESOURCES										
UNDISBURSED FUNDS	NO YEAR	03	8022		5,612.28	\$1,269.11	-----	2,525.00	-----	4,356.39
FUND EQUITIES										
UNOBLIGATED BALANCE					-5,612.28	-----	-----	-----	-1,255.89	-4,356.39
SUBTOTAL	03		8022		-0-	1,269.11	-----	2,525.00	-1,255.89	-0-
LIBRARY OF CONGRESS GIFT FUND										
FUND RESOURCES										
UNDISBURSED FUNDS	NO YEAR	03	8031		7,012,927.90	3,838,147.88	-----	4,526,108.29	-----	6,324,967.49
ACCOUNTS RECEIVABLE					47,610.28	-----	-----	-----	32,266.02	15,344.26
FUND EQUITIES										
UNOBLIGATED BALANCE					-5,764,479.38	-----	-----	-----	-423,667.25	-5,340,812.13
ACCOUNTS PAYABLE					-219,412.37	-----	-----	-----	-67,775.14	-151,637.23
UNDELIVERED ORDERS					-1,076,646.43	-----	-----	-----	-228,784.04	-847,862.39
SUBTOTAL	03		8031		-0-	3,838,147.88	-----	4,526,108.29	-687,960.41	-0-
LIBRARY OF CONGRESS TRUST FUND										
FUND RESOURCES										
UNDISBURSED FUNDS	NO YEAR	03	8032		13,918,389.11	1,268,897.50	-\$2,412,346.21	2,287,947.70	-----	10,486,992.70
UNREALIZED DISCOUNT ON INVESTMENTS					-----	-----	-20,653.79	-----	-----	-20,653.79
INVESTMENTS IN PUBLIC DEBT SECURITIES					1,340,000.00	-----	2,433,000.00	-----	-----	3,773,000.00
ACCOUNTS RECEIVABLE					44,625.69	-----	-----	-----	25,055.74	19,569.95
FUND EQUITIES										
UNOBLIGATED BALANCE					-15,021,139.42	-----	-----	-----	-1,349,900.04	-13,671,239.38
ACCOUNTS PAYABLE					-68,060.10	-----	-----	-----	81,852.02	-149,912.12
UNDELIVERED ORDERS					-213,815.28	-----	-----	-----	223,942.08	-437,757.36
SUBTOTAL	03		8032		-0-	1,268,897.50	-----	2,287,947.70	-1,019,050.20	-0-
SERVICE FEES, LIBRARY OF CONGRESS										
FUND RESOURCES										
UNDISBURSED FUNDS	NO YEAR	03	8208		4,539,748.24	6,899,618.54	-----	7,368,062.65	-----	4,071,304.13
ACCOUNTS RECEIVABLE					796,051.49	-----	-----	-----	439,162.17	356,889.32
FUND EQUITIES										
UNOBLIGATED BALANCE					-3,995,195.56	-----	-----	-----	-637,056.70	-3,358,138.86
ACCOUNTS PAYABLE					-349,662.99	-----	-----	-----	150,800.55	-500,463.54
UNDELIVERED ORDERS					-990,941.18	-----	-----	-----	-421,350.13	-569,591.05
SUBTOTAL	03		8208		-0-	6,899,618.54	-----	7,368,062.65	-468,444.11	-0-
FOREIGN SERVICE NATIONAL SEPARATION LIABILITY TRUST FUND, LIBRARY OF CONGRESS										
FUND RESOURCES										
UNDISBURSED FUNDS	NO YEAR	03	8339		615,675.18	-----	-----	34,819.42	-----	580,855.76
FUND EQUITIES										
UNOBLIGATED BALANCE					-615,675.18	-----	-----	-----	-34,819.42	-580,855.76
SUBTOTAL	03		8339		-0-	-----	-----	34,819.42	-34,819.42	-0-
TOTAL, LIBRARY OF CONGRESS					-----	528,428,321.65	-----	495,197,807.50	33,230,514.15	-----

**APPROPRIATION, OUTLAYS, AND BALANCES - Continued**

Appropriation of Fund Account		Account Symbol			Balances beginning of fiscal year	Appropriations and other obligational authority <sup>1</sup>	Transfers borrowings and investments (net) <sup>2</sup>	Outlays (net)	Balances withdrawn and other transactions <sup>3</sup>	Balances end of fiscal year <sup>4</sup>
Title	Period of Availability	Dept Reg	Account Tr Fm No.	Sub No.						
<b>GOVERNMENT PRINTING OFFICE</b>										
<b>GENERAL FUND ACCOUNTS</b>										
SALARIES AND EXPENSES, OFFICE OF SUPERINTENDENT OF DOCUMENTS FUND RESOURCES:										
UNDISBURSED FUNDS	1994	04	0201		29,082,000.00		17,677,569.54			11,404,430.46
	1993				10,156,303.74		5,450,642.27			4,705,661.47
	1992				2,117,283.29		616,820.78			1,500,462.51
	1991				2,278,145.08		375,222.00			1,902,923.08
					2,133.53			789.28		1,344.25
ACCOUNTS RECEIVABLE										
FUND EQUITIES										
ACCOUNTS PAYABLE					-1,119,021.24			-95,539.48		-1,023,481.76
UNDELIVERED ORDERS					-13,434,844.40			5,056,495.61		-18,491,340.01
					-0-			4,961,745.41		-0-
		04	0201			29,082,000.00		24,120,254.59		
CONGRESSIONAL PRINTING AND BINDING, GOVERNMENT PRINTING OFFICE FUND RESOURCES:										
UNDISBURSED FUNDS	1994	04	0203		88,404,000.00		60,998,245.00			27,405,755.00
	1993				17,909,315.00		14,299,381.00			3,609,934.00
FUND EQUITIES:										
ACCOUNTS PAYABLE									1,015,172.00	-1,015,172.00
UNDELIVERED ORDERS					-17,909,315.00				12,091,202.00	-30,000,517.00
					-0-				13,106,374.00	-0-
		04	0203			88,404,000.00		75,297,626.00		
<b>INTRAGOVERNMENTAL FUNDS</b>										
REVOLVING FUND, GOVERNMENT PRINTING OFFICE FUND RESOURCES:										
UNDISBURSED FUNDS	NO YEAR	04	4505	1	143,147,827.01		44,089,157.20	14,544,423.27		98,514,246.54
ACCOUNTS RECEIVABLE					163,807,018.98				-14,397,423.04	178,204,442.02
FUND EQUITIES:										
UNOBLIGATED BALANCE					-77,728,745.86				-29,344,111.84	-48,384,634.02
ACCOUNTS PAYABLE					-132,398,333.12				3,104,552.47	-135,502,885.59
UNDELIVERED ORDERS					-96,827,767.01				-3,996,598.06	-92,831,168.95
					-0-				44,089,157.20	-0-
		04	4505					44,089,157.20	-44,089,157.20	
TOTAL, GOVERNMENT PRINTING OFFICE						117,486,000.00		143,507,037.79	-26,021,037.79	
<b>GENERAL ACCOUNTING OFFICE</b>										
<b>GENERAL FUND ACCOUNTS</b>										
SALARIES AND EXPENSES, GENERAL ACCOUNTING OFFICE FUND RESOURCES:										
UNDISBURSED FUNDS	1994	05	0107		430,165,000.00		390,575,399.55			39,500,150.45
	1993				45,133,111.00		32,204,234.27			13,018,776.73
	1992				10,274,013.64		6,844,983.54			3,429,030.10
	1991				5,399,642.52		3,126,561.45			2,273,081.07
	1990				1,630,533.34		2,633.75			1,627,899.59
	1989				2,517,866.28		331,366.43		2,186,499.85	
	NO YEAR				11,437,868.19		2,570,835.63			8,867,032.56
FUNDS HELD OUTSIDE THE TREASURY										89,450.00
							89,450.00			
							-89,900.00			
ACCOUNTS RECEIVABLE	1993				89,900.00					
FUND EQUITIES					1,222,953.34					
UNOBLIGATED BALANCE					-6,432,556.59				7,955,082.62	-14,387,639.21
ACCOUNTS PAYABLE					-31,725,159.45				-95,059.74	-31,630,099.71
UNDELIVERED ORDERS					-39,548,172.27				-9,034,437.89	-30,513,734.38
					-0-				-5,491,014.62	-0-
		05	0107			430,165,000.00		435,656,014.62		
<b>SPECIAL FUND ACCOUNTS</b>										
PAYMENT FOR SPACE AND SERVICES, GENERAL ACCOUNTING OFFICE FUND RESOURCES:										
UNDISBURSED FUNDS	NO YEAR	05	5144		86.25					86.25
FUND EQUITIES										
UNDELIVERED ORDERS					-86.25					-86.25
					-0-					-0-
		05	5144							

FOOTNOTES AT END OF CHAPTER

APPROPRIATION, OUTLAYS, AND BALANCES - Continued

Appropriation or Fund Account		Account Symbol		Balances beginning of fiscal year	Appropriations and other obligational authority <sup>1</sup>	Transfers borrowings and investments (net) <sup>2</sup>	Outlays (net)	Balances withdrawn and other transactions <sup>3</sup>	Balances end or fiscal year <sup>4</sup>
Title	Period of Availability	Dept. Reg	Account No						
<b>GENERAL ACCOUNTING OFFICE-CONTINUED</b>									
<b>TRUST FUND ACCOUNTS</b>									
CONTRIBUTIONS, GENERAL ACCOUNTING OFFICE									
FUND RESOURCES									\$11,989 65
UNDISBURSED FUNDS	NO YEAR	05	8269	\$11,989 65	-----	-----	-----	-----	
FUND EQUITIES									
ACCOUNTS PAYABLE				-----	-----	-----	-----	\$4,652 15	-4,652 15
UNDELIVERED ORDERS				-11,989 65	-----	-----	-----	-4,652 15	-7,337 50
SUBTOTAL	05		8269	-0-	-----	-----	-----		-0-
TOTAL, GENERAL ACCOUNTING OFFICE				-----	\$430,165,000 00	-----	\$435,656,014 62	-5,491,014 62	-----
<b>UNITED STATES TAX COURT</b>									
<b>GENERAL FUND ACCOUNTS</b>									
SALARIES AND EXPENSES, UNITED STATES									
TAX COURT									
FUND RESOURCES									
UNDISBURSED FUNDS	1994	23	0100	-----	33,650,000 00	-\$500 00	29,143,450 81	-----	4,506,049 19
	1993			3,149,632 32	-----	500 00	1,615,767 32	-----	1,534,365 00
	1992			2,264,014 97	-----	-----	23,914 37	-----	2,240,100 60
	1991			3,882,690 10	-----	-----	-5,485 59	-----	3,888,175 69
	1990			2,385,110 14	-----	-----	-----	-----	2,385,110 14
	1989			1,062,209 39	-----	-----	-10,423 93	1,072,633 32	-----
	NO YEAR			133,945 41	-----	-----	36,573 86	-----	97,371 55
FUNDS HELD OUTSIDE THE TREASURY				-----	-----	500 00	-----	-----	500 00
	1993			500 00	-----	-500 00	-----	-----	-----
ACCOUNTS RECEIVABLE				56,525 79	-----	-----	-----	11,853 36	44,672 43
FUND EQUITIES:									
UNOBLIGATED BALANCE				-9,509,933 46	-----	-----	-----	1,172,648 47	-10,682,581 93
ACCOUNTS PAYABLE				-1,099,426 57	-----	-----	-----	442,189 14	-1,541,615 71
UNDELIVERED ORDERS				-2,325,268 09	-----	-----	-----	146,878 87	-2,472,146 96
SUBTOTAL	23		0100	-0-	33,650,000 00	-----	30,803,796 84	2,846,203 16	-0-
<b>SPECIAL FUND ACCOUNTS</b>									
TAX COURT INDEPENDENT COUNSEL,									
UNITED STATES TAX COURT									
FUND RESOURCES									
UNDISBURSED FUNDS	NO YEAR	23	5023	302,120 90	2,176 00	-----	-----	-----	304,296 90
FUND EQUITIES:									
UNOBLIGATED BALANCE				-302,120 90	-----	-----	-----	-5,824 00	-296,296 90
UNDELIVERED ORDERS				-----	-----	-----	-----	8,000 00	-8,000 00
SUBTOTAL	23		5023	-0-	2,176 00	-----	-----	2,176 00	-0-
<b>TRUST FUND ACCOUNTS</b>									
TAX COURT JUDGES SURVIVORS									
ANNUITY FUND									
FUND RESOURCES									
UNDISBURSED FUNDS	NO YEAR	23	8115	160 23	489,789 80	-351,000 00	131,528 08	-----	7,421 95
INVESTMENTS IN PUBLIC DEBT SECURITIES				4,433,000 00	-----	351,000 00	-----	-----	4,784,000 00
FUND EQUITIES:									
UNOBLIGATED BALANCE				-4,433,160 23	-----	-----	-----	358,261 72	-4,791,421 95
SUBTOTAL	23		8115	-0-	489,789 80	-----	131,528 08	358,261 72	-0-
TOTAL, UNITED STATES TAX COURT				-----	34,141,965 80	-----	30,935,324 92	3,206,640 88	-----

**APPROPRIATION, OUTLAYS, AND BALANCES - Continued**

Appropriation or Fund Account		Account Symbol			Balances beginning of fiscal year	Appropriations and other obligational authority <sup>1</sup>	Transfers borrowings and investments (net) <sup>2</sup>	Outlays (net)	Balances withdrawn and other transactions <sup>3</sup>	Balances end or fiscal year <sup>4</sup>
Title	Period of Availability	Dept Reg	Account Tr Fm No.	Sub No.						
<b>OTHER LEGISLATIVE BRANCH AGENCIES</b>										
<b>LEGISLATIVE BRANCH BOARDS AND COMMISSIONS</b>										
<b>GENERAL FUND ACCOUNTS</b>										
SALARIES AND EXPENSES, COMMISSION ON SECURITY AND COOPERATION IN EUROPE FUND RESOURCES										
UNDISBURSED FUNDS	NO YEAR	09	0110		119,271.81	1,099,000.00		1,071,839.01		146,432.80
FUNDS HELD OUTSIDE THE TREASURY					300.00					300.00
ACCOUNTS RECEIVABLE					172.18				172.18	
FUND EQUITIES										
UNOBLIGATED BALANCE					-83,273.47				28,909.21	-112,182.68
ACCOUNTS PAYABLE					-36,470.52				-1,920.40	-34,550.12
	SUBTOTAL	09	0110		-0-	1,099,000.00		1,071,839.01	27,160.99	-0-
SALARIES AND EXPENSES, COPYRIGHT ROYALTY TRIBUNAL FUND RESOURCES										
UNDISBURSED FUNDS	1994	09	0310			-633,666.00		-649,100.41		15,434.41
	1993				36,099.51			35,812.64		266.87
	1992				1,322.52					1,322.52
	1991				15,925.94					15,925.94
	1990				6,513.97					6,513.97
	1989				39,286.39			263.00	39,023.39	
ACCOUNTS RECEIVABLE					307.00				307.00	
FUND EQUITIES										
UNOBLIGATED BALANCE					-62,840.63				-38,790.92	-24,049.71
ACCOUNTS PAYABLE					-25,002.82				-9,568.82	-15,434.00
UNDELIVERED ORDERS					-11,611.88				-11,611.88	
	SUBTOTAL	09	0310		-0-	-633,666.00		-613,024.77	-20,641.23	-0-
SALARIES AND EXPENSES, COMPETITIVENESS POLICY COUNCIL FUND RESOURCES										
UNDISBURSED FUNDS	NO YEAR	95	3750		1,333,412.49	1,140,000.00		1,064,731.76		1,408,680.73
FUND EQUITIES										
UNOBLIGATED BALANCE					-1,181,511.22				178,995.11	-1,360,506.33
ACCOUNTS PAYABLE					-84,407.51				-51,843.49	-32,564.02
UNDELIVERED ORDERS					-67,493.76				-51,883.38	-15,610.38
	SUBTOTAL	95	3750		-0-	1,140,000.00		1,064,731.76	75,268.24	-0-
SALARIES AND EXPENSES, BIOMEDICAL ETHICS BOARD FUND RESOURCES										
UNDISBURSED FUNDS	1989	09	0400		91,007.27				91,007.27	
FUND EQUITIES										
UNOBLIGATED BALANCE					-91,007.27				-91,007.27	
	SUBTOTAL	09	0400		-0-					-0-
INTERNATIONAL CONFERENCES AND CONTINGENCIES, HOUSE AND SENATE EXPENSES FUND RESOURCES										
UNDISBURSED FUNDS	NO YEAR	09	0500			440,000.00		440,000.00		
SALARIES AND EXPENSES, OFFICE OF TECHNOLOGY ASSESSMENT FUND RESOURCES										
UNDISBURSED FUNDS	1994	09	0700			21,315,000.00		17,631,375.10		3,683,624.90
	1993				3,595,824.75			2,865,886.30		729,938.45
	1992				894,781.08			570,330.31		324,450.77
	1991				388,617.08			-799.67		389,416.75
	1990				242,243.18					242,243.18
	1989				262,714.62			-11.69	262,726.31	
ACCOUNTS RECEIVABLE					60,959.53				7,642.75	53,316.78
FUND EQUITIES										
UNOBLIGATED BALANCE					-990,461.53				-46,345.07	-944,116.46
ACCOUNTS PAYABLE					-999,418.77				19,565.51	-1,018,984.28
UNDELIVERED ORDERS					-3,455,259.94				4,630.15	-3,459,890.09
	SUBTOTAL	09	0700		-0-	21,315,000.00		21,066,780.35	248,219.65	-0-
EXPENSES, NATIONAL COMMISSION ON CHILDREN FUND RESOURCES										
UNDISBURSED FUNDS	1992-93	09	1050		10,764.89			10,727.00		37.89
	NO YEAR				9,423.88					9,423.88

FOOTNOTES AT END OF CHAPTER

APPROPRIATION, OUTLAYS, AND BALANCES - Continued

Appropriation or Fund Account		Account Symbol			Balances beginning of fiscal year	Appropriations and other obligational authority <sup>1</sup>	Transfers borrowings and investments (net) <sup>2</sup>	Outlays (net)	Balances withdrawn and other transactions <sup>3</sup>	Balances end or fiscal year <sup>4</sup>
Title	Period of Availability	Dept. Reg	Tr. Fm	Account No						
<b>OTHER LEGISLATIVE BRANCH AGENCIES-CONTINUED</b>										
<b>LEGISLATIVE BRANCH BOARDS AND COMMISSIONS-CONTINUED</b>										
<b>GENERAL FUND ACCOUNTS-CONTINUED</b>										
EXPENSES, NATIONAL COMMISSION ON CHILDREN-CONTINUED										
FUND EQUITIES								\$9,178 28		-\$9,461 77
UNOBLIGATED BALANCE					-\$283 49	-----	-----	-19,705 28		-----
ACCOUNTS PAYABLE					-19,705 28	-----	-----	-200 00		-----
UNDELIVERED ORDERS					-200 00	-----	-----	-----		-----
					-0-	-----	-----	-----		-----
	SUBTOTAL	09		1050				\$10,727 00	-10,727 00	-0-
SALARIES AND EXPENSES, COMMISSION ON IMMIGRATION REFORM										
FUND RESOURCES:										
UNDISBURSED FUNDS	NO YEAR	95		0650	21,080 69	\$1,118,000 00	-----	990,688 09	-----	148,392 60
ACCOUNTS RECEIVABLE					600 00	-----	-----	-----		600 00
FUND EQUITIES										
UNOBLIGATED BALANCE					-23 78	-----	-----	30,066 45		-30,090 23
ACCOUNTS PAYABLE					-19,884 65	-----	-----	72,138 28		-92,022 93
UNDELIVERED ORDERS					-1,772 26	-----	-----	25,107 18		-26,879 44
					-0-	1,118,000 00	-----	990,688 09	127,311 91	-0-
	SUBTOTAL	95		0650						
SALARIES AND EXPENSES, COMMISSION ON RAILROAD RETIREMENT REFORM										
FUND RESOURCES:										
UNDISBURSED FUNDS	NO YEAR	48		0300	112,650 31	-----	-----	-----	112,650 31	-----
FUND EQUITIES										
UNOBLIGATED BALANCE					-87,719 44	-----	-----	-----	-87,719 44	-----
ACCOUNTS PAYABLE					-723 87	-----	-----	-----	-723 87	-----
UNDELIVERED ORDERS					-24,207 00	-----	-----	-----	-24,207 00	-----
					-0-	-----	-----	-----	-----	-0-
	SUBTOTAL	48		0300						
OPERATING EXPENSES, NATIONAL COMMISSION TO PREVENT INFANT MORTALITY										
FUND RESOURCES:										
UNDISBURSED FUNDS	NO YEAR	48		1500	67,312 22	-----	-----	41,408 34	-----	25,903 88
ACCOUNTS RECEIVABLE					1,236 90	-----	-----	-----	1,236 90	-----
FUND EQUITIES										
UNOBLIGATED BALANCE					-52,125 38	-----	-----	-----	-37,352 29	-14,773 09
ACCOUNTS PAYABLE					-16,423 74	-----	-----	-----	-12,876 08	-3,547 66
UNDELIVERED ORDERS					-0-	-----	-----	-----	7,583 13	-7,583 13
					-0-	-----	-----	41,408 34	-41,408 34	-0-
	SUBTOTAL	48		1500						
SALARIES AND EXPENSES, PHYSICIAN PAYMENT REVIEW COMMISSION										
FUND RESOURCES:										
UNDISBURSED FUNDS	1994	95		1000	-----	-----	-----	-1,275,199 55	-----	1,275,199 55
	1993				2,129,726 78	-----	-----	1,339,381 89	-----	790,344 89
	1992				763,348 60	-----	-----	355,753 26	-----	407,595 34
	1991				62,640 37	-----	-----	-----	-----	62,640 37
	1990				64,875 92	-----	-----	297 48	-----	64,578 44
	1989				77,698 61	-----	-----	-----	77,698 61	-----
FUND EQUITIES:										
UNOBLIGATED BALANCE					-386,379 00	-----	-----	-----	153,413 47	-539,792 47
ACCOUNTS PAYABLE					-150,025 30	-----	-----	-----	35,648 15	-185,673 45
UNDELIVERED ORDERS					-2,561,885 98	-----	-----	-----	-686,993 31	-1,874,892 67
					-0-	-----	-----	420,233 08	-420,233 08	-0-
	SUBTOTAL	95		1000						
NATIONAL COMMISSION ON ACQUIRED IMMUNE DEFICIENCY SYNDROME										
FUND RESOURCES:										
UNDISBURSED FUNDS	1993	95		1050	771,395 18	-----	-----	63,281 30	-----	708,113 88
	1991				-545,858 05	-----	-----	-546,000 00	-----	141 95
	1990				-672 42	-----	-----	-700 00	-----	27 58
	NO YEAR				1,313,011 37	-----	-----	517,921 74	-----	795,089 63
ACCOUNTS RECEIVABLE					1,501,537 96	-----	-----	-----	748,680 81	752,857 15
FUND EQUITIES:										
UNOBLIGATED BALANCE					-1,448,904 94	-----	-----	-----	54,468 10	-1,503,373 04
ACCOUNTS PAYABLE					-1,495,202 34	-----	-----	-----	-742,345 19	-752,857 15
UNDELIVERED ORDERS					-95,306 76	-----	-----	-----	-95,306 76	-----
					-0-	-----	-----	34,503 04	-34,503 04	-0-
	SUBTOTAL	95		1050						
RESEARCH AND TECHNOLOGY, NATIONAL COMMISSION ON MANUFACTURED HOUSING										
FUND RESOURCES:										
UNDISBURSED FUNDS	1994	48		2900	-----	-----	-----	679,031 19	-----	679,031 19
	1993				1,132,748 07	-----	-----	135,805 30	-----	996,942 77
ACCOUNTS RECEIVABLE					550 00	-----	-----	-----	-899,450 00	900,000 00

**APPROPRIATION, OUTLAYS, AND BALANCES - Continued**

Appropriation or Fund Account		Account Symbol			Balances beginning of fiscal year	Appropriations and other obligational authority <sup>1</sup>	Transfers borrowings and investments (net) <sup>2</sup>	Outlays (net)	Balances withdrawn and other transactions <sup>3</sup>	Balances end or fiscal year <sup>4</sup>
Title	Period of Availability	Dept. Reg	Fm	Account No.						
<b>FUND EQUITIES:</b>										
UNOBLIGATED BALANCE						---	---	---	-670,679.11	-270,645.50
ACCOUNTS PAYABLE						---	---	---	873,657.73	-944,618.42
UNDELIVERED ORDERS						---	---	---	-118,365.11	-2,647.66
						---	---	---	-814,836.49	-0-
		48		2900			814,836.49			
<b>PROSPECTIVE PAYMENT ASSESSMENT COMMISSION</b>										
<b>FUND RESOURCES:</b>										
UNDISBURSED FUNDS	1994	95		3400		---	-842,670.78	---	---	842,670.78
	1993					821,814.28	---	---	---	40,032.29
	1992					378,005.25	---	---	---	83,209.45
	1991					63,141.75	---	---	---	63,141.75
	1990					468,493.75	---	2,000.00	---	466,493.75
	1989					95,488.29	---	---	95,488.29	---
ACCOUNTS RECEIVABLE						231.00	---	---	-219.00	450.00
<b>FUND EQUITIES:</b>										
UNOBLIGATED BALANCE						-963,361.48	---	---	-197,626.46	-765,735.02
ACCOUNTS PAYABLE						-221,021.74	---	---	76,864.30	-297,886.04
UNDELIVERED ORDERS						-642,791.10	---	---	-210,414.14	-432,376.96
		95		3400		---	---	235,907.01	-235,907.01	-0-
<b>TRUST FUND ACCOUNTS</b>										
<b>CONTRIBUTIONS AND DONATIONS, OFFICE OF TECHNOLOGY ASSESSMENT</b>										
<b>FUND RESOURCES:</b>										
UNDISBURSED FUNDS	NO YEAR	09		8094		27,061.16	8,813.16	---	---	30,532.75
<b>FUND EQUITIES:</b>										
UNOBLIGATED BALANCE						-27,061.16	---	---	3,471.59	-30,532.75
		09		8094		---	8,813.16	5,341.57	3,471.59	-0-
<b>GIFTS AND DONATIONS, NATIONAL COMMISSION ON CHILDREN</b>										
<b>FUND RESOURCES:</b>										
UNDISBURSED FUNDS	NO YEAR	09		8270		42,879.66	---	---	---	1,922.57
<b>FUND EQUITIES:</b>										
UNOBLIGATED BALANCE						-19,008.20	---	---	-18,288.92	-719.28
ACCOUNTS PAYABLE						-13,568.17	---	---	-13,568.17	---
UNDELIVERED ORDERS						-10,303.29	---	---	-9,100.00	-1,203.29
		09		8270		---	---	40,957.09	-40,957.09	-0-
<b>TOTAL, LEGISLATIVE BRANCH BOARDS AND COMMISSIONS</b>						---	24,487,147.16	---	25,624,928.06	-1,137,780.90
<b>BOTANIC GARDEN</b>										
<b>GENERAL FUND ACCOUNTS</b>										
<b>SALARIES AND EXPENSES, BOTANIC GARDEN</b>										
<b>FUND RESOURCES:</b>										
UNDISBURSED FUNDS	1994	09		0200		---	3,008,000.00	---	---	372,041.15
	1993					399,176.92	---	---	---	186,311.27
	1992					61,166.98	---	---	---	35,886.38
	1991					130,841.49	---	---	---	104,284.49
	1990					35,917.56	---	---	---	35,908.06
	1989					55,468.61	---	---	3,625.00	---
	NO YEAR					1,888,230.66	---	---	51,843.61	1,351,345.66
<b>FUND EQUITIES:</b>										
UNOBLIGATED BALANCE						-800,059.82	---	---	-76,292.97	-723,766.85
ACCOUNTS PAYABLE						-1,770,742.40	---	---	-408,732.24	-1,362,010.16
		09		0200		---	3,008,000.00	---	-433,181.60	-0-



**APPROPRIATION, OUTLAYS, AND BALANCES - Continued**

Appropriation or Fund Account Title	Period of Availability	Account Symbol				Balances beginning of fiscal year	Appropriations and other obligational authority <sup>1</sup>	Transfers borrowings and investments (net) <sup>2</sup>	Outlays (net)	Balances withdrawn and other transactions <sup>3</sup>	Balances end or fiscal year <sup>4</sup>
		Dept Reg	Tr Fm	Account No	Sub No						
<b>BOTANIC GARDEN-CONTINUED</b>											
<b>TRUST FUND ACCOUNTS</b>											
NATIONAL GARDEN, GIFTS AND DONATIONS, BOTANIC GARDEN FUND RESOURCES	NO YEAR	09		8292	\$36,235 58	\$326,861 00	-----	\$268,925 46	-----	\$94,171 12	
UNDISBURSED FUNDS											
FUND EQUITIES					-435 58	-----	-----	-----	\$4,374 00	-4,809 58	
UNOBLIGATED BALANCE					-35,800 00	-----	-----	-----	53,561 54	-89,361 54	
ACCOUNTS PAYABLE					-0-	-----	-----	-----	57,935 54	-0-	
<b>SUBTOTAL</b>		09		8292	-0-	326,861 00	-----	268,925 46	-----	-0-	
<b>TOTAL, BOTANIC GARDEN</b>					-----	3,334,861 00	-----	3,710,107 06	-----	-375,246 06	
<b>UNITED STATES CAPITOL PRESERVATION COMMISSION</b>											
<b>TRUST FUND ACCOUNTS</b>											
CAPITOL PRESERVATION FUND, UNITED STATES CAPITOL PRESERVATION COMMISSION FUND RESOURCES	NO YEAR	09		8300	4,172 26	721,583 86	-\$2,462 96	717,406 93	-----	5,886 23	
UNDISBURSED FUNDS					-261,749 71	-----	-127,537 04	-----	-----	-389,286 75	
UNREALIZED DISCOUNT ON INVESTMENTS					18,435,000 00	-----	130,000 00	-----	-----	18,565,000 00	
INVESTMENTS IN PUBLIC DEBT SECURITIES					51,437 31	-----	-----	-----	-122,528 48	173,965 79	
ACCOUNTS RECEIVABLE											
FUND EQUITIES					-18,096,832 45	-----	-----	-----	-1,787,680 92	<sup>16</sup> -16,309,151 53	
UNOBLIGATED BALANCE					-11,685 86	-----	-----	-----	80,134 14	-91,800 00	
ACCOUNTS PAYABLE					-120,361 55	-----	-----	-----	1,834,252 19	-1,954,613 74	
UNDELIVERED ORDERS					-0-	-----	-----	-----	4,176 93	-0-	
<b>SUBTOTAL</b>		09		8300	-0-	721,583 86	-----	717,406 93	-----	-0-	
<b>TOTAL, UNITED STATES CAPITOL PRESERVATION COMMISSION</b>					-----	721,583 86	-----	717,406 93	-----	4,176 93	
<b>UNITED STATES COMMISSION ON IMPROVING THE EFFECTIVENESS OF THE UNITED NATIONS<sup>17</sup></b>											
<b>TRUST FUND ACCOUNTS</b>											
UNITED STATES COMMISSION ON IMPROVING THE EFFECTIVENESS OF THE UNITED NATIONS FUND RESOURCES:	NO YEAR	48		8338	770 30	-----	-----	71 28	699 02	-----	
UNDISBURSED FUNDS					150 00	-----	-----	-----	150 00	-----	
ACCOUNTS RECEIVABLE											
FUND EQUITIES:					-397 30	-----	-----	-----	-397 30	-----	
UNOBLIGATED BALANCE					-287 00	-----	-----	-----	-287 00	-----	
ACCOUNTS PAYABLE					-236 00	-----	-----	-----	-236 00	-----	
UNDELIVERED ORDERS					-0-	-----	-----	-----	-71 28	-0-	
<b>SUBTOTAL</b>		48		8338	-0-	-----	-----	71 28	-----	-0-	
<b>TOTAL, UNITED STATES COMMISSION ON IMPROVING THE EFFECTIVENESS OF THE UNITED NATIONS</b>					-----	-----	-----	71 28	-----	-71 28	

**APPROPRIATION, OUTLAYS, AND BALANCES - Continued**

Appropriation or Fund Account		Account Symbol		Balances beginning of fiscal year	Appropriations and other obligational authority <sup>1</sup>	Transfers borrowings and investments (net) <sup>2</sup>	Outlays (net)	Balances withdrawn and other transactions <sup>3</sup>	Balances end or fiscal year <sup>4</sup>
Title	Period of Availability	Dept Reg	Account No. Sub No						
<b>JOHN C. STENNIS CENTER FOR PUBLIC SERVICE TRAINING AND DEVELOPMENT</b>									
<b>TRUST FUND ACCOUNTS</b>									
JOHN C. STENNIS CENTER FOR PUBLIC SERVICE TRAINING AND DEVELOPMENT FUND RESOURCES:									
UNDISBURSED FUNDS	NO YEAR	09	8275	1,957.23	697,682.85	-82,000.00	611,141.05	-----	6,499.03
INVESTMENTS IN PUBLIC DEBT SECURITIES				8,127,000.00	-----	82,000.00	-----	-----	8,209,000.00
ACCOUNTS RECEIVABLE				132,064.16	-----	-----	-----	2,744.36	129,319.80
FUND EQUITIES									
UNOBLIGATED BALANCE				-8,224,209.07	-----	-----	-----	55,562.73	-8,279,771.80
ACCOUNTS PAYABLE				-18,027.53	-----	-----	-----	-4,288.34	-13,739.19
UNDELIVERED ORDERS				-18,784.79	-----	-----	-----	32,523.05	-51,307.84
<b>SUBTOTAL</b>		09	8275	<b>-0-</b>	<b>697,682.85</b>		<b>611,141.05</b>	<b>86,541.80</b>	<b>-0-</b>
TOTAL, JOHN C. STENNIS CENTER FOR PUBLIC SERVICE TRAINING AND DEVELOPMENT				-----	697,682.85	-----	611,141.05	86,541.80	-----
TOTAL, OTHER LEGISLATIVE BRANCH AGENCIES				-----	29,241,274.87	-----	30,663,654.38	-1,422,379.51	-----
<b>DEDUCTIONS FOR OFFSETTING RECEIPTS</b>									
PROPRIETARY RECEIPTS FROM THE PUBLIC				-----	-7,828,597.29	-----	-7,828,597.29	-----	-----
INTRABUDGETARY TRANSACTIONS				-----	-20,534,724.56	-----	-20,534,724.56	-----	-----
TOTAL				-----	-28,363,321.85	-----	-28,363,321.85	-----	-----
TOTAL, LEGISLATIVE BRANCH				\$240,235,573.46	2,604,568,603.70	-----	2,560,512,980.03	10,874,420.25	\$273,416,776.88

FOOTNOTES

- 1 The amounts in this column, unless otherwise footnoted, represent appropriations, increases and rescissions in borrowing authority or new contract authority. Appropriation accounts with appropriation transfer activity are presented in Table 1 (Appropriations and Appropriation Transfers) at the end of the chapter.
- 2 The amounts in this column, unless otherwise footnoted, represent transfers-other than appropriation transfers, borrowings (gross), investments (net), unrealized discounts or agent cashier funds.
- 3 The amounts shown in this column for the "Senate," "The House of Representatives," and "Joint Items," unless otherwise footnoted, represent unexpended balances withdrawn pursuant to 2 U.S.C. 104 (a). Amounts shown for "Congressional Budget Office," "Architect of the Capitol," "Library of Congress," "Government Printing Office," "General Accounting Office," "Other Legislative Branch Agencies," and "United States Tax Court," unless otherwise footnoted, represent unobligated balances withdrawn pursuant to 31 U.S.C. 1553, changes in unfilled customer orders, accounts receivable, accounts payable, undelivered orders and unobligated balances.
- 4 Unobligated balances for no-year or unexpired multiple year accounts are available for obligation; unobligated balances for expired fiscal year accounts are not available for obligation.
- 5 Pursuant to 31 U.S.C. 3513, only executive agencies are required to report their financial condition.
- 6 Subject to disposition by the administrative agency.
- 7 Represents funds to be paid to the widow of the Honorable Paul B. Henry.
- 8 Includes \$4,647,818.00 which is the reappropriation pursuant to 107 STAT 697, "Salaries and Expenses".
- 9 The opening balances of the following accounts have be adjusted during the current fiscal year and do not agr with last year's closing balances:
 

<u>Account</u>	<u>Amount</u>
0030400	\$256,254.27
00X0400	-256,254.27
0320101	26,010.00
Unobligated Balance	-26,010.00
- 10 Represents unobligated balance withdrawn and subsequently reappropriated in fiscal year 1994. See footnote 8.
- 11 Includes \$20,626.19 which represents payments for obligations of a closed account.
- 12 Includes \$88.00 which represents payments for obligations of a closed account.
- 13 Includes \$5.00 which represents payments for obligations of a closed account.
- 14 Represents capital transfer to miscellaneous receipts.
- 15 Includes \$25,581.50 which represents payments for obligations of a closed account.
- 16 Includes \$1,866,561.72 which is covered by investments.
- 17 All activity transferred from Independent Agencies.

**APPROPRIATION, OUTLAYS, AND BALANCES—Continued**

**FOOTNOTES**

**TABLE 1-APPROPRIATIONS AND APPROPRIATION TRANSFERS-LEGISLATIVE**

ACCOUNT SYMBOL	NET APPROPRIATIONS AND APPROPRIATION TRANSFERS	APPROPRIATION AMOUNT	NET APPROPRIATION TRANSFERS	ACCOUNTS INVOLVED	AMOUNT FROM OR TO (-)	CITATIONS OF LAW
0040110	\$67,654,000.00	\$70,345,000.00	-\$2,691,000.00	0040123	-\$175,000.00	2 USC 31a-2b
				0040127	984,000.00	2 USC 68-6(B)
				0040130	-3,200,000.00	2 USC 64-2
				00X0140	-300,000.00	2 USC 46A-1
0030123	505,000.00	0.00	505,000.00	0030184	-5,000.00	2 USC 1207a
				003/40132	510,000.00	2 USC 64-2
0040123	6,904,500.00	6,748,000.00	156,500.00	0040110	175,000.00	2 USC 31a-2b
				0040184	-18,500.00	2 USC 1207a
0040127	57,410,000.00	58,394,000.00	-984,000.00	0040110	-984,000.00	2 USC 68-6(B)
0030128	-1,500,000.00	0.00	-1,500,000.00	0030130	-1,500,000.00	2 USC 64-2
0030130	1,762,500.00	0.00	1,762,500.00	0030128	1,500,000.00	2 USC 64-2
				003/40132	262,500.00	2 USC 58c-1
0040130	198,532,461.00	185,768,000.00	12,764,461.00	0040110	3,200,000.00	2 USC 64-2
				0040132	9,564,461.00	2 USC 58c-1
003/40132	-772,500.00	0.00	-772,500.00	0030123	-510,000.00	2 USC 64-2
				0030130	-262,500.00	2 USC 58c-1
0040132	10,435,539.00	20,000,000.00	-9,564,461.00	0040130	-9,564,461.00	2 USC 58c-1
00X0140	313,000.00	13,000.00	300,000.00	0040110	300,000.00	2 USC 46A-1
0030177	300,000.00	0.00	300,000.00	0030477	300,000.00	106 STAT 1711
0030184	5,000.00	0.00	5,000.00	0030123	5,000.00	2 USC 1207a
0040184	311,500.00	0.00	311,500.00	0040123	18,500.00	2 USC 1207a
				0140123	293,000.00	2 USC 1207A
00X0400	-4,954,254.77	-4,606,754.77	-347,500.00	0030400	4,989,838.00	106 STAT 1710
				0040400	-5,337,338.00	107 STAT 698
0030400	-6,489,838.00	-1,500,000.00	-4,989,838.00	00X0400	-4,989,838.00	106 STAT 1710
0040400	691,655,338.00	686,318,000.00	5,337,338.00	00X0400	5,337,338.00	107 STAT 698
0030476	200,000.00	0.00	200,000.00	0030477	200,000.00	106 STAT 1711
0030477	-500,000.00	0.00	-500,000.00	0030177	-300,000.00	106 STAT 1711
				0030476	-200,000.00	106 STAT 1711
01X0105	6,428,000.00	4,413,000.00	2,015,000.00	01X0160	2,015,000.00	108 STAT 1442
0140123	36,869,000.00	37,162,000.00	-293,000.00	0040184	-293,000.00	2 USC 1207A
01X0155	12,120,000.00	1,341,000.00	10,779,000.00	03X0101	3,186,000.00	107 STAT 709
				01X0160	7,000,000.00	107 STAT 712
				03X0146	593,000.00	107 STAT 705
01X0160	-9,015,000.00	0.00	-9,015,000.00	01X0105	-2,015,000.00	108 STAT 1442
				01X0155	-7,000,000.00	107 STAT 712
03X0101	4,941,000.00	8,127,000.00	-3,186,000.00	01X0155	-3,186,000.00	107 STAT 709
0340102	10,116,666.00	9,355,000.00	761,666.00	0940310	761,666.00	107 STAT 2313
03X0146	-593,000.00	0.00	-593,000.00	01X0155	-593,000.00	107 STAT 705
0940310	-633,666.00	128,000.00	-761,666.00	0340102	-761,666.00	107 STAT 2313
95X0650	1,118,000.00	618,000.00	500,000.00	48X0057	500,000.00	107 STAT 1181
TOTALS	\$1,083,123,245.23	\$1,082,623,245.23	\$500,000.00		\$500,000.00	

APPROPRIATION, OUTLAYS, AND BALANCES - Continued

Appropriation or Fund Account		Account Symbol			Balances beginning of fiscal year	Appropriations and other obligational authority <sup>1</sup>	Transfers borrowings and investments (net) <sup>2</sup>	Outlays (net)	Balances withdrawn and other transactions <sup>3</sup>	Balances end or fiscal year <sup>4</sup>
Title	Period of Availability	Dept. Reg	Fm Tr	Account No.						
<b>THE JUDICIARY</b>										
<b>SUPREME COURT OF THE UNITED STATES</b>										
<b>GENERAL FUND ACCOUNTS</b>										
SALARIES AND EXPENSES, SUPREME COURT										
FUND RESOURCES:										
UNDISBURSED FUNDS	1994	10		0100		\$23,000,000.00		\$19,125,412.67		\$3,874,587.33
	1993					\$4,114,566.75		3,010,250.23		1,104,316.52
	1992					1,183,767.07		74,451.83		1,109,315.24
	1991					1,066,673.61		9,885.30		1,056,788.31
	1990					802,888.57		73,106.00		729,780.57
	1989					912,939.69		95,717.00	\$817,222.69	
FUND EQUITIES:										
UNOBLIGATED BALANCE						-1,614,923.42			-296,955.14	-1,317,968.28
ACCOUNTS PAYABLE						-2,323,097.45			498,407.00	-2,821,504.45
UNDELIVERED ORDERS						-4,142,814.82			-407,499.58	-3,735,315.24
						-0-			611,174.97	-0-
								22,388,825.03		
						23,000,000.00				
SUBTOTAL 10 0100										
CARE OF THE BUILDING AND GROUNDS, SUPREME COURT										
FUND RESOURCES:										
UNDISBURSED FUNDS	1994	10		0103		2,550,000.00	-\$1,240,000.00	773,613.17		536,386.83
	1993					347,874.66	-74,140.86	63,317.41		210,416.39
	1992					245,468.12	-646.63			244,821.49
	1991					403,120.67				403,120.67
	1990					339,769.75				339,769.75
	1989					200,009.72			200,009.72	
	NO YEAR					1,088,329.26	-150,000.00	507,067.20		731,262.06
TRANSFER TO ARCHITECT OF THE CAPITOL										
	1994	01	10	0103			1,390,000.00	1,607,197.23		521,197.23
	1993					79,286.60	74,140.86	153,427.46		
	1992					-84.02	646.63	562.61		
FUND EQUITIES:										
UNOBLIGATED BALANCE						-1,979,530.88			-101,659.12	-1,877,871.76
ACCOUNTS PAYABLE						-698,632.71			-385,260.70	-313,372.01
UNDELIVERED ORDERS						-25,611.17			31,725.02	-57,336.19
						-0-			-255,185.08	-0-
						2,850,000.00		3,105,185.08		
SUBTOTAL 10 0103										
TOTAL, SUPREME COURT OF THE UNITED STATES						25,850,000.00		25,494,010.11	355,989.89	
<b>UNITED STATES COURT OF APPEALS FOR THE FEDERAL CIRCUIT</b>										
<b>GENERAL FUND ACCOUNTS</b>										
SALARIES AND EXPENSES, UNITED STATES COURT OF APPEALS FOR THE FEDERAL CIRCUIT										
FUND RESOURCES:										
UNDISBURSED FUNDS	1994	10		0510		12,900,000.00		10,763,974.08		2,136,025.92
	1993					1,351,349.39		661,856.87		689,492.52
	1992					922,801.92		29,836.12		892,965.80
	1991					920,706.68				920,706.68
	1990					637,079.15				637,079.15
	1989					699,594.08			699,594.08	
						2,047.67			-1,744.78	3,792.45
ACCOUNTS RECEIVABLE										
FUND EQUITIES:										
UNOBLIGATED BALANCE						-2,899,147.50			-639,855.72	-2,259,291.78
ACCOUNTS PAYABLE						-189,185.64			187,889.41	-377,075.05
UNDELIVERED ORDERS						-1,445,245.75			1,198,449.94	-2,643,695.69
						-0-			1,444,332.93	-0-
						12,900,000.00		11,455,667.07		
SUBTOTAL 10 0510										
TOTAL, UNITED STATES COURT OF APPEALS FOR THE FEDERAL CIRCUIT						12,900,000.00		11,455,667.07	1,444,332.93	

**APPROPRIATION, OUTLAYS, AND BALANCES - Continued**

Appropriation or Fund Account Title	Period of Availability	Account Symbol			Balances beginning of fiscal year	Appropriations and other obligational authority <sup>1</sup>	Transfers borrowings and investments (net) <sup>2</sup>	Outlays (net)	Balances withdrawn and other transactions <sup>3</sup>	Balances end of fiscal year <sup>4</sup>
		Dept Reg	Tr Fm	Account No.						
<b>UNITED STATES COURT OF INTERNATIONAL TRADE</b>										
<b>GENERAL FUND ACCOUNTS</b>										
SALARIES AND EXPENSES, UNITED STATES COURT OF INTERNATIONAL TRADE FUND RESOURCES:										
UNDISBURSED FUNDS	1994	10	0400	---	11,000,000.00	---	9,193,859.10	---	1,806,140.90	
	1993			1,798,160.54	---	---	1,634,054.26	---	164,106.28	
	1992			-23,475.99	---	---	-23,633.07	---	157.08	
	1991			80,472.26	---	---	28,843.12	---	51,629.14	
	1990			372,115.86	---	---	---	---	372,115.86	
	1989			298,451.90	---	---	1,282.02	297,169.88	---	
				29,570.86	---	---	---	16,847.76	---	12,723.10
ACCOUNTS RECEIVABLE					---	---	---	---	---	
FUND EQUITIES:					---	---	---	---	---	
UNOBLIGATED BALANCE				-970,233.57	---	---	---	757,476.39	---	-1,727,709.96
ACCOUNTS PAYABLE				-110,953.71	---	---	---	69,373.30	---	-180,327.01
UNDELIVERED ORDERS				-1,474,108.15	---	---	---	-975,272.76	---	-498,835.39
SUBTOTAL	10		0400	-0-	11,000,000.00	---	10,834,405.43	165,594.57	---	-0-
TOTAL, UNITED STATES COURT OF INTERNATIONAL TRADE				---	11,000,000.00	---	10,834,405.43	165,594.57	---	---
<b>COURTS OF APPEALS, DISTRICT COURTS, AND OTHER JUDICIAL SERVICES</b>										
<b>GENERAL FUND ACCOUNTS</b>										
SALARIES AND EXPENSES, COURTS OF APPEALS, DISTRICT COURTS, AND OTHER JUDICIAL SERVICES FUND RESOURCES:										
UNDISBURSED FUNDS	1994	10	0920	---	2,151,131,230.00	---	2,009,873,335.22	---	141,257,894.78	
	1993			106,455,855.93	---	---	93,552,774.78	---	12,903,081.15	
	1992			25,213,024.34	---	---	6,432,726.94	---	18,780,297.40	
	1991			20,736,171.86	---	---	4,381,672.85	---	16,354,499.01	
	1990			11,022,045.78	---	---	3,290,853.08	---	7,731,192.70	
	1989			4,716,523.61	---	---	4,716,523.61	---	---	
NO YEAR				59,760,205.40	500,000.00	---	10,749,907.42	---	49,510,297.98	
ACCOUNTS RECEIVABLE				13,082,823.61	---	---	---	-38,492,961.82	---	51,575,785.43
FUND EQUITIES:					---	---	---	---	---	
UNOBLIGATED BALANCE				-26,584,098.59	---	---	---	22,996,706.22	---	-49,580,804.81
ACCOUNTS PAYABLE				-65,535,059.10	---	---	---	14,294,134.17	---	-79,829,193.27
UNDELIVERED ORDERS				-148,867,492.84	---	---	---	19,835,557.53	---	-168,703,050.37
SUBTOTAL	10		0920	-0-	2,151,631,230.00	---	2,132,997,793.90	18,633,436.10	---	-0-
DEFENDER SERVICES, UNITED STATES COURTS FUND RESOURCES:										
UNDISBURSED FUNDS	NO YEAR	10	0923	33,184,902.01	277,000,000.00	---	263,843,766.89	---	46,341,135.12	
ACCOUNTS RECEIVABLE				48,976.78	---	---	---	-1,187,212.04	---	1,236,188.82
FUND EQUITIES:					---	---	---	---	---	
UNOBLIGATED BALANCE				-21,000,000.00	---	---	---	15,484,970.04	---	-36,484,970.04
ACCOUNTS PAYABLE				-2,416,492.13	---	---	---	-168,967.81	---	-2,247,524.32
UNDELIVERED ORDERS				-9,817,386.66	---	---	---	-972,557.08	---	-8,844,829.58
SUBTOTAL	10		0923	-0-	277,000,000.00	---	263,843,766.89	13,156,233.11	---	-0-
FEEES OF JURORS AND COMMISSIONERS, UNITED STATES COURTS FUND RESOURCES:										
UNDISBURSED FUNDS	NO YEAR	10	0925	8,239,753.21	77,095,000.00	---	64,733,571.31	---	20,601,181.90	
ACCOUNTS RECEIVABLE				30,208.24	---	---	---	-8,658.23	---	38,866.47
FUND EQUITIES:					---	---	---	---	---	
UNOBLIGATED BALANCE				-4,400,000.00	---	---	---	13,200,000.00	---	-17,600,000.00
ACCOUNTS PAYABLE				-3,867,081.45	---	---	---	-3,850,582.69	---	-16,498.76
UNDELIVERED ORDERS				-2,880.00	---	---	---	3,020,669.61	---	-3,023,549.61
SUBTOTAL	10		0925	-0-	77,095,000.00	---	64,733,571.31	12,361,428.69	---	-0-
COURT SECURITY, THE JUDICIARY FUND RESOURCES:										
UNDISBURSED FUNDS	1994	10	0930	---	90,500,000.00	-90,500,000.00	1,884.63	---	---	1,884.63
	1989			---	---	312,002.87	---	312,002.87	---	---

FOOTNOTES AT END OF CHAPTER

**APPROPRIATION, OUTLAYS, AND BALANCES - Continued**

Appropriation or Fund Account		Account Symbol				Balances beginning of fiscal year	Appropriations and other obligational authority <sup>1</sup>	Transfers borrowings and investments (net) <sup>2</sup>	Outlays (net)	Balances withdrawn and other transactions <sup>3</sup>	Balances end of fiscal year <sup>4</sup>
Title	Period of Availability	Dept Reg	Tr Fm	Account No	Sub No						
<b>COURTS OF APPEALS, DISTRICT COURTS, AND OTHER JUDICIAL SERVICES-CONTINUED</b>											
<b>GENERAL FUND ACCOUNTS-CONTINUED</b>											
COURT SECURITY, THE JUDICIARY-CONTINUED FUND RESOURCES-CONTINUED UNDISBURSED FUNDS-CONTINUED TRANSFER TO JUSTICE, UNITED STATES MARSHALS SERVICE	1994 1993 1992 1991 1990 1989	15	10	0930	3	-- \$12,012,380.12 4,110,052.56 3,778,783.35 1,312,515.04 316,916.82	-- -- -- -- -- --	\$90,500,000.00	\$67,866,319.48 10,094,662.69 1,206,097.40 796,633.33 58,460.82 4,913.95	-- -- -- -- -- -- -- -- -- -- --	\$22,633,680.52 1,917,717.43 2,903,955.16 2,982,150.02 1,254,054.22 -- -- -- -- -- -- --
ACCOUNTS RECEIVABLE											
FUND EQUITIES:											
UNOBLIGATED BALANCE						-1,275,104.77				628,549.23	-1,903,654.00
ACCOUNTS PAYABLE						-18,077,169.63				9,925,542.09	-28,002,711.72
UNDELIVERED ORDERS						-2,178,373.49				-321,186.91	-1,857,186.58
SUBTOTAL	10			0930		-0-	\$90,500,000.00		80,028,972.30	10,471,027.70	-0-
FURNITURE AND FURNISHINGS, THE JUDICIARY FUND RESOURCES: UNDISBURSED FUNDS FUND EQUITIES: UNOBLIGATED BALANCE ACCOUNTS PAYABLE	NO YEAR	10		0932		71,091.62					71,091.62
SUBTOTAL	10			0932		-0-				-71,091.62	-0-
<b>SPECIAL FUND ACCOUNTS</b>											
FILINGS, THE JUDICIARY FUND RESOURCES: UNDISBURSED FUNDS FUND EQUITIES: UNOBLIGATED BALANCE ACCOUNTS PAYABLE	NO YEAR	10		5100		38,055,126.76	59,469,259.37		6,390,863.96		91,133,522.17
SUBTOTAL	10			5100		-0-	59,469,259.37		6,390,863.96	53,226,152.11 -147,756.70	-89,576,193.77 -1,557,328.40 -0-
REGISTRY ADMINISTRATION ACCOUNT, THE JUDICIARY FUND RESOURCES: UNDISBURSED FUNDS FUND EQUITIES: ACCOUNTS PAYABLE	NO YEAR	10		5101		936,508.17	3,452,081.01		3,880,729.31		507,859.87
SUBTOTAL	10			5101		-0-	3,452,081.01		3,880,729.31	-428,648.30 -428,648.30	-507,859.87 -0-
EXPENSES, JUDICIARY AUTOMATION FUND FUND RESOURCES: UNDISBURSED FUNDS ACCOUNTS RECEIVABLE FUND EQUITIES: UNOBLIGATED BALANCE ACCOUNTS PAYABLE UNDELIVERED ORDERS	NO YEAR	10		5114		47,167,405.50 18,150,249.74	123,223,813.04		97,441,805.61	18,097,785.49	72,949,412.93 52,464.25
SUBTOTAL	10			5114		-0-	123,223,813.04		97,441,805.61	-14,112,979.00 6,053,326.43 15,743,874.51 25,782,007.43	-- -10,159,911.74 -62,841,965.44 -0-
ADMINISTRATION COSTS, CRIME VICTIMS FUND, JUDICIARY FUND RESOURCES: UNDISBURSED FUNDS ACCOUNTS RECEIVABLE FUND EQUITIES: UNOBLIGATED BALANCE ACCOUNTS PAYABLE UNDELIVERED ORDERS	NO YEAR	10		5115		6,535,327.42 237.57	6,200,000.00		166,605.99	-7,062.75	12,568,721.43 7,300.32
SUBTOTAL	10			5115		-0-	6,200,000.00		166,605.99	6,326,431.09 48,940.41 -334,914.74 6,033,394.01	-12,330,143.30 -48,940.41 -196,938.04 -0-
TOTAL, COURTS OF APPEALS, DISTRICT COURTS, AND OTHER JUDICIAL SERVICES							2,788,571,383.42		2,649,484,109.27	139,087,274.15	

**APPROPRIATION, OUTLAYS, AND BALANCES - Continued**

Appropriation or Fund Account		Account Symbol			Balances beginning of fiscal year	Appropriations and other obligatory authority <sup>1</sup>	Transfers borrowings and investments (net) <sup>2</sup>	Outlays (net)	Balances withdrawn and other transactions <sup>3</sup>	Balances end of fiscal year <sup>4</sup>
Title	Period of Availability	Dept. No.	Tr. Frn.	Sub No.						
<b>ADMINISTRATIVE OFFICE OF THE UNITED STATES COURTS</b>										
<b>GENERAL FUND ACCOUNTS</b>										
SALARIES AND EXPENSES, ADMINISTRATIVE OFFICE OF THE UNITED STATES COURTS										
FUND RESOURCES:										
UNDISBURSED FUNDS	1994	10	0927		---	44,900,000.00	---	41,280,903.55	---	3,619,096.45
	1993				3,102,259.30	---	---	1,873,769.76	---	1,228,489.54
	1992				1,747,709.64	---	---	567,937.52	---	1,179,772.12
	1991				655,936.23	---	---	-23,368.38	---	679,304.61
	1990				639,897.06	---	---	-3,117.00	---	643,014.06
	1989				467,100.75	---	---	2,830.14	464,270.61	---
					858,719.87	---	---	---	-143,730.17	1,002,450.04
ACCOUNTS RECEIVABLE										
FUND EQUITIES:										
UNOBLIGATED BALANCE					---	---	---	---	2,221,936.12	-2,221,936.12
ACCOUNTS PAYABLE					-302,047.93	---	---	---	1,304,807.36	-1,606,855.29
UNDELIVERED ORDERS					-7,169,574.92	---	---	---	-2,646,239.51	-4,523,335.41
SUBTOTAL	10	0927			-0-	44,900,000.00	---	43,698,955.59	1,201,044.41	-0-
<b>INTRAGOVERNMENTAL FUNDS</b>										
CONSOLIDATED WORKING FUND, THE JUDICIARY										
FUND RESOURCES:										
UNDISBURSED FUNDS	1994	10	3927		---	---	---	809,791.28	---	809,791.28
	1993				374,603.54	---	---	179,601.10	---	195,002.44
	1992				297,004.09	---	---	-15,155.45	---	312,159.54
	1991				184,286.54	---	---	27,523.64	---	156,762.90
	1990				134,737.77	---	---	18,215.45	---	116,522.32
	1989				639.73	---	---	639.73	---	---
					7,936.60	---	---	---	-1,303,839.00	1,311,775.60
ACCOUNTS RECEIVABLE										
FUND EQUITIES:										
UNOBLIGATED BALANCE					---	---	---	---	135,710.44	-135,710.44
ACCOUNTS PAYABLE					-176,991.78	---	---	---	95,260.19	-272,251.97
UNDELIVERED ORDERS					-822,216.49	---	---	---	52,252.62	-874,469.11
SUBTOTAL	10	3927			-0-	---	---	1,020,615.75	-1,020,615.75	-0-
TOTAL, ADMINISTRATIVE OFFICE OF THE UNITED STATES COURTS					---	44,900,000.00	---	44,719,571.34	180,428.66	---
<b>FEDERAL JUDICIAL CENTER</b>										
<b>GENERAL FUND ACCOUNTS</b>										
SALARIES AND EXPENSES, FEDERAL JUDICIAL CENTER										
FUND RESOURCES:										
UNDISBURSED FUNDS	1994-95	10	0928		---	1,800,000.00	---	1,048,478.96	---	751,521.04
	1994				---	16,650,000.00	---	14,812,835.10	---	1,837,164.90
	1993				3,141,329.86	---	---	2,953,910.54	---	187,419.32
	1992				395,136.18	---	---	83,258.48	---	311,877.70
	1991				204,876.16	---	---	10,152.31	---	194,723.85
	1990				283,167.00	---	---	1,114.36	---	282,052.64
	1989				212,747.05	---	---	---	212,747.05	---
					64,633.42	---	---	---	-168,496.74	233,130.16
ACCOUNTS RECEIVABLE										
FUND EQUITIES:										
UNOBLIGATED BALANCE					-669,949.79	---	---	---	-10,930.00	-659,019.79
ACCOUNTS PAYABLE					-323,098.12	---	---	---	375,527.85	-698,625.97
UNDELIVERED ORDERS					-3,308,841.76	---	---	---	-868,597.91	-2,440,243.85
SUBTOTAL	10	0928			-0-	18,450,000.00	---	18,909,749.75	-459,749.75	-0-
<b>TRUST FUND ACCOUNTS</b>										
GIFTS AND DONATIONS, FEDERAL JUDICIAL CENTER										
FUND RESOURCES:										
UNDISBURSED FUNDS	NO YEAR	10	8123		69,207.55	531,950.00	---	270,062.98	---	331,094.57
FUND EQUITIES:										
UNOBLIGATED BALANCE					-69,207.55	---	---	---	204,107.39	-273,314.94
ACCOUNTS PAYABLE					---	---	---	---	6,372.46	-6,372.46
UNDELIVERED ORDERS					---	---	---	---	51,407.17	-51,407.17
SUBTOTAL	10	8123			-0-	531,950.00	---	270,062.98	261,887.02	-0-
TOTAL, FEDERAL JUDICIAL CENTER					---	18,981,950.00	---	19,179,812.73	-197,862.73	---



APPROPRIATION, OUTLAYS, AND BALANCES - Continued

Appropriation or Fund Account		Account Symbol				Balances beginning of fiscal year	Appropriations and other obligational authority <sup>1</sup>	Transfers borrowings and investments (net) <sup>2</sup>	Outlays (net)	Balances withdrawn and other transactions <sup>3</sup>	Balances end of fiscal year <sup>4</sup>
Title	Period of Availability	Dept. Reg	Tr. Fm	Account No	Sub No						
<b>BICENTENNIAL EXPENSES, THE JUDICIARY</b>											
<b>GENERAL FUND ACCOUNTS</b>											
BICENTENNIAL ACTIVITIES, BICENTENNIAL EXPENSES, THE JUDICIARY FUND RESOURCES:											
UNDISBURSED FUNDS	NO YEAR	10		0933		\$129,154.34	-----	-----	\$55,089.25	-----	\$74,065.09
ACCOUNTS RECEIVABLE						50,000.00	-----	-----	-----	\$50,000.00	-----
FUND EQUITIES:											
UNDELIVERED ORDERS						-179,154.34	-----	-----	-----	-105,089.25	-74,065.09
<b>SUBTOTAL</b>		10		0933		<b>-0-</b>	<b>-----</b>	<b>-----</b>	<b>55,089.25</b>	<b>-55,089.25</b>	<b>-0-</b>
<b>TOTAL, BICENTENNIAL EXPENSES, THE JUDICIARY</b>						<b>-----</b>	<b>-----</b>	<b>-----</b>	<b>55,089.25</b>	<b>-55,089.25</b>	<b>-----</b>
<b>JUDICIARY RETIREMENT FUNDS</b>											
<b>GENERAL FUND ACCOUNTS</b>											
PAYMENT TO JUDICIAL OFFICERS RETIREMENT FUND FUND RESOURCES:											
UNDISBURSED FUNDS	1994	10		0941		-----	\$20,545,000.00	-----	20,545,000.00	-----	-----
<b>TRUST FUND ACCOUNTS</b>											
JUDICIAL SURVIVORS ANNUITY FUND FUND RESOURCES:											
UNDISBURSED FUNDS	NO YEAR	10		8110		1,553,504.02	22,235,571.18	-\$16,327,793.62	6,259,460.09	-----	1,201,821.49
UNREALIZED DISCOUNT ON INVESTMENTS						-----	-----	-62,206.38	-----	-----	-62,206.38
INVESTMENTS IN PUBLIC DEBT SECURITIES						194,148,500.00	-----	16,390,000.00	-----	-----	210,538,500.00
FUND EQUITIES:											
UNOBLIGATED BALANCE						-195,702,004.02	-----	-----	-----	15,976,111.09	-211,678,115.11
<b>SUBTOTAL</b>		10		8110		<b>-0-</b>	<b>22,235,571.18</b>	<b>-----</b>	<b>6,259,460.09</b>	<b>15,976,111.09</b>	<b>-0-</b>
CLAIMS COURT JUDGES RETIREMENT FUND FUND RESOURCES:											
UNDISBURSED FUNDS	NO YEAR	10		8124		210,060.03	539,684.79	-339,000.00	344,220.36	-----	66,524.46
INVESTMENTS IN PUBLIC DEBT SECURITIES						500,000.00	-----	339,000.00	-----	-----	839,000.00
FUND EQUITIES:											
UNOBLIGATED BALANCE						-592,909.82	-----	-----	-----	312,614.64	-905,524.46
ACCOUNTS PAYABLE						-117,150.21	-----	-----	-----	-117,150.21	-----
<b>SUBTOTAL</b>		10		8124		<b>-0-</b>	<b>539,684.79</b>	<b>-----</b>	<b>344,220.36</b>	<b>195,464.43</b>	<b>-0-</b>
JUDICIAL OFFICERS RETIREMENT FUND FUND RESOURCES:											
UNDISBURSED FUNDS	NO YEAR	10		8122		1,248,962.70	21,599,147.94	-15,459,411.72	6,489,983.72	-----	898,715.20
UNREALIZED DISCOUNT ON INVESTMENTS						-----	-----	-45,588.28	-----	-----	-45,588.28
INVESTMENTS IN PUBLIC DEBT SECURITIES						17,850,000.00	-----	15,505,000.00	-----	-----	33,355,000.00
FUND EQUITIES:											
UNOBLIGATED BALANCE						-19,098,962.70	-----	-----	-----	15,109,164.22	-34,208,126.92
<b>SUBTOTAL</b>		10		8122		<b>-0-</b>	<b>21,599,147.94</b>	<b>-----</b>	<b>6,489,983.72</b>	<b>15,109,164.22</b>	<b>-0-</b>
<b>TOTAL, JUDICIARY RETIREMENT FUNDS</b>						<b>-----</b>	<b>64,919,403.91</b>	<b>-----</b>	<b>33,638,664.17</b>	<b>31,280,739.74</b>	<b>-----</b>
<b>NATIONAL COMMISSION ON JUDICIAL DISCIPLINE AND REMOVAL</b>											
<b>GENERAL FUND ACCOUNTS</b>											
EXPENSES, NATIONAL COMMISSION ON JUDICIAL DISCIPLINE AND REMOVAL FUND RESOURCES:											
UNDISBURSED FUNDS	1993	48		0950		-220,794.49	-----	-----	-222,442.80	-----	1,648.31
ACCOUNTS RECEIVABLE	1992-93					382,453.61	-----	-----	350,000.00	-----	32,453.61
						220,932.31	-----	-----	-----	220,794.49	137.82

**APPROPRIATION, OUTLAYS, AND BALANCES - Continued**

Appropriation or Fund Account		Account Symbol				Balances beginning of fiscal year	Appropriations and other obligational authority <sup>1</sup>	Transfers borrowings and investments (net) <sup>2</sup>	Outlays (net)	Balances withdrawn and other transactions <sup>3</sup>	Balances end of fiscal year <sup>4</sup>
Title	Period of Availability	Dep't Reg	Tr. Fm.	Account No.	Sub No.						
<b>FUND EQUITIES:</b>											
UNOBLIGATED BALANCE						-41,100.24	-----	-----	-----	-6,860.50	-34,239.74
ACCOUNTS PAYABLE						-246,241.20	-----	-----	-----	-246,241.20	-----
UNDELIVERED ORDERS						-95,249.99	-----	-----	-----	-95,249.99	-----
	SUBTOTAL	48		0950		-0-			127,557.20	-127,557.20	-0-
<b>TOTAL, NATIONAL COMMISSION ON JUDICIAL DISCIPLINE AND REMOVAL</b>											
						-----	-----	-----	127,557.20	-127,557.20	-----
<b>UNITED STATES SENTENCING COMMISSION</b>											
<b>GENERAL FUND ACCOUNTS</b>											
<b>SALARIES AND EXPENSES, UNITED STATES SENTENCING COMMISSION</b>											
<b>FUND RESOURCES:</b>											
UNDISBURSED FUNDS	1994	10		0938		-----	8,468,000.00	-----	6,872,450.23	-----	1,595,549.77
	1993					1,626,310.91	-----	-----	726,740.44	-----	899,570.47
	1992					568,885.83	-----	-----	32,034.15	-----	536,851.68
	1991					541,823.94	-----	-----	-----	-----	541,823.94
	1990					356,856.99	-----	-----	-----	-----	356,856.99
	1989					58,373.27	-----	-----	-----	58,373.27	-----
	NO YEAR					946,994.41	-----	-----	-----	-----	946,994.41
ACCOUNTS RECEIVABLE						108,599.50	-----	-----	-----	60,203.20	48,396.30
<b>FUND EQUITIES:</b>											
UNOBLIGATED BALANCE						-1,915,980.62	-----	-----	-----	233,356.82	-2,149,337.44
ACCOUNTS PAYABLE						-181,853.87	-----	-----	-----	220,764.50	-402,618.37
UNDELIVERED ORDERS						-2,110,010.36	-----	-----	-----	264,077.39	-2,374,087.75
	SUBTOTAL	10		0938		-0-	8,468,000.00		7,631,224.82	836,775.18	-0-
<b>TOTAL, UNITED STATES SENTENCING COMMISSION</b>											
						-----	8,468,000.00	-----	7,631,224.82	836,775.18	-----
<b>DEDUCTIONS FOR OFFSETTING RECEIPTS</b>											
<b>PROPRIETARY RECEIPTS FROM THE PUBLIC</b>											
						-----	-3,252,557.14	-----	-3,252,557.14	-----	-----
<b>INTRABUDGETARY TRANSACTIONS</b>											
						-----	-140,516,255.90	-----	-140,516,255.90	-----	-----
	TOTAL					-----	-143,768,813.04	-----	-143,768,813.04	-----	-----
	TOTAL, THE JUDICIARY					-----	2,831,821,924.29	-----	2,658,851,298.35	172,970,625.94	-----

## FOOTNOTES

- 1 The amounts in this column, unless otherwise footnoted, represent appropriations, increases and rescissions in borrowing authority or new contract authority. Appropriation accounts with appropriation transfer activity are presented in Table 1 (Appropriations and Appropriation Transfers) at the end of the chapter.
- 2 The amounts in this column, unless otherwise footnoted, represent transfers-other than appropriation transfers, borrowings (gross), investments (net), unrealized discounts or agent cashier funds.
- 3 The amounts in this column, unless otherwise footnoted, represent obligated balances canceled for fiscal year 1989 pursuant to 31 U.S.C. 1553, changes in unfilled customer orders, accounts receivable, accounts payable, undelivered orders, unobligated balances and adjustments to borrowing and contract authority.
- 4 Unobligated balances for no-year or unexpired multiple year accounts are available for obligation; unobligated balances for expired fiscal year accounts are not available for obligation.
- 5 Subject to disposition by the administrative agency.

**APPROPRIATION, OUTLAYS, AND BALANCES—Continued**

**FOOTNOTES**

**TABLE 1-APPROPRIATIONS AND APPROPRIATION TRANSFERS-THE JUDICIARY**

ACCOUNT SYMBOL	NET APPROPRIATIONS AND APPROPRIATION TRANSFERS	APPROPRIATION AMOUNT	NET APPROPRIATION TRANSFERS	ACCOUNTS INVOLVED	AMOUNT FROM OR TO (-)	CITATIONS OF LAW
1040920	\$2,151,131,230.00	\$2,155,500,000.00	-\$4,368,770.00	1040930 1141070	-\$4,500,000.00 131,230.00	107 STAT 1180 107 STAT 1237
1040930 10X5115	90,500,000.00 6,200,000.00	86,000,000.00 0.00	4,500,000.00 6,200,000.00	1040920 15X5041	4,500,000.00 6,200,000.00	107 STAT 1180 106 STAT 4520
TOTALS	\$2,247,831,230.00	\$2,241,500,000.00	\$6,331,230.00		\$6,331,230.00	

APPROPRIATION, OUTLAYS, AND BALANCES - Continued

Appropriation or Fund Account		Account Symbol			Balances beginning of fiscal year	Appropriations and other obligational authority <sup>1</sup>	Transfers borrowings and investments (net) <sup>2</sup>	Outlays (net)	Balances withdrawn and other transactions <sup>3</sup>	Balances end or fiscal year <sup>4</sup>
Title	Period of Availability	Dept Reg	Tr Frn	Account No						
<b>EXECUTIVE OFFICE OF THE PRESIDENT</b>										
<b>COMPENSATION OF THE PRESIDENT</b>										
<b>GENERAL FUND ACCOUNTS</b>										
COMPENSATION OF THE PRESIDENT										
FUND RESOURCES:										
UNDISBURSED FUNDS	1993	11		0000	\$42,330.52	-----	-----	\$1,592.63	-----	\$40,737.89
	1992				41,757.37	-----	-----	-----	-----	41,757.37
	1991				30,672.91	-----	-----	-----	-----	30,672.91
	1990				32,007.11	-----	-----	-----	-----	32,007.11
	1989				10,863.59	-----	-----	-----	\$10,863.59	-----
FUND EQUITIES:										
UNOBLIGATED BALANCE					-157,360.39	-----	-----	-----	-12,185.11	-145,175.28
ACCOUNTS PAYABLE					-271.11	-----	-----	-----	-271.11	-----
	SUBTOTAL	11		0000	-0-	-----	-----	1,592.63	-1,592.63	-0-
COMPENSATION OF THE PRESIDENT										
FUND RESOURCES:										
UNDISBURSED FUNDS	1994	11		0001	-----	\$250,000.00	-----	209,799.48	-----	40,200.52
FUND EQUITIES:										
UNOBLIGATED BALANCE					-----	-----	-----	-----	40,200.52	-40,200.52
	SUBTOTAL	11		0001	-0-	250,000.00	-----	209,799.48	40,200.52	-0-
TOTAL, COMPENSATION OF THE PRESIDENT					-----	250,000.00	-----	211,392.11	38,607.89	-----
<b>THE WHITE HOUSE OFFICE</b>										
<b>GENERAL FUND ACCOUNTS</b>										
SALARIES AND EXPENSES, THE WHITE HOUSE OFFICE										
FUND RESOURCES:										
UNDISBURSED FUNDS	1994	11		0110	-----	38,754,000.00	-----	35,275,777.53	-----	3,478,222.47
	1993				4,964,987.00	-----	\$11,000.00	4,496,828.50	-----	479,158.50
	1992				622,325.54	-----	-----	-1,388.48	-----	623,714.02
	1991				476,190.82	-----	-----	5,144.22	-----	471,046.60
	1990				395,040.44	-----	-----	-2,550.00	-----	397,590.44
	1989				317,232.12	-----	-----	-----	317,232.12	-----
FUNDS HELD OUTSIDE THE TREASURY					11,000.00	-----	-11,000.00	-----	-----	-----
ACCOUNTS RECEIVABLE					12,945.54	-----	-----	-----	-62,617.92	75,563.46
FUND EQUITIES:										
UNOBLIGATED BALANCE					-1,380,642.57	-----	-----	-----	-285,897.06	-1,094,745.51
ACCOUNTS PAYABLE					-1,352,457.49	-----	-----	-----	-705,927.26	-646,530.23
UNDELIVERED ORDERS					-4,066,621.40	-----	-----	-----	-282,601.65	-3,784,019.75
	SUBTOTAL	11		0110	-0-	38,754,000.00	-----	39,773,811.77	-1,019,811.77	-0-
TOTAL, THE WHITE HOUSE OFFICE					-----	38,754,000.00	-----	39,773,811.77	-1,019,811.77	-----
<b>EXECUTIVE RESIDENCE AT THE WHITE HOUSE</b>										
<b>GENERAL FUND ACCOUNTS</b>										
OPERATING EXPENSES, EXECUTIVE RESIDENCE AT THE WHITE HOUSE										
FUND RESOURCES:										
UNDISBURSED FUNDS	1994	11		0210	-----	7,925,000.00	-3,000.00	7,781,122.66	-----	140,877.34
	1993				163,448.14	-----	3,000.00	156,318.89	-----	10,129.25
	1992				13,387.25	-----	-----	-73,731.68	-----	87,118.93
	1991				147,125.95	-----	-----	5,400.14	-----	141,725.81
	1990				33,841.45	-----	-----	-----	-----	33,841.45
	1989				22,979.85	-----	-----	-----	-----	-----
	NO YEAR				1,944,560.16	-----	-----	5,300.00	17,679.85	-----
FUNDS HELD OUTSIDE THE TREASURY					-----	-----	-----	413,473.78	-----	1,531,066.38
	1993				3,000.00	-----	3,000.00	-----	-----	3,000.00
ACCOUNTS RECEIVABLE					936,845.05	-----	-3,000.00	-----	-----	-----
FUND EQUITIES:										
UNOBLIGATED BALANCE					-1,851,016.77	-----	-----	-----	323,297.90	613,547.15
									-1,390,579.57	-460,437.20

**APPROPRIATION, OUTLAYS, AND BALANCES - Continued**

Appropriation or Fund Account Title	Period of Availability	Account Symbol			Balances beginning of fiscal year	Appropriations and other obligational authority <sup>1</sup>	Transfers borrowings and investments (net) <sup>2</sup>	Outlays (net)	Balances withdrawn and other transactions <sup>3</sup>	Balances end or fiscal year <sup>4</sup>
		Dept. Reg	Tr. Fm	Account No.						
ACCOUNTS PAYABLE					-416,832.66	-----	-----	258,275.74	-675,108.40	
UNDELIVERED ORDERS					-997,338.42	-----	-----	428,442.29	-1,425,780.71	
					-0-	-----	-----	-362,883.79	-0-	
SUBTOTAL	11		0210			7,925,000.00		8,287,883.79		
TOTAL, EXECUTIVE RESIDENCE AT THE WHITE HOUSE						7,925,000.00		8,287,883.79	-----	
<b>OFFICIAL RESIDENCE OF THE VICE PRESIDENT</b>										
<b>GENERAL FUND ACCOUNTS</b>										
OPERATING EXPENSES, OFFICIAL RESIDENCE OF THE VICE PRESIDENT FUND RESOURCES:										
UNDISBURSED FUNDS	1994	11	0211		-----	324,000.00	-----	164,480.67	-----	159,519.33
	1993				136,946.16	-----	-----	74,331.33	-----	62,614.83
	1992				55,944.61	-----	-----	-2,910.97	-----	58,855.58
	1991				27,884.10	-----	-----	-----	-----	27,884.10
	1990				17,541.60	-----	-----	-----	-----	17,541.60
	1989				25,439.30	-----	-----	32,841.74	25,439.30	-----
NO YEAR					34,519.89	-----	-----	-----	22,259.38	1,678.15
					27,014.48	-----	-----	-----	240.00	4,755.10
ACCOUNTS RECEIVABLE										
UNFILLED CUSTOMER ORDERS										
FUND EQUITIES:										
UNOBLIGATED BALANCE					-90,426.19	-----	-----	-----	27,940.39	-118,366.58
ACCOUNTS PAYABLE					-27,254.48	-----	-----	-----	-21,512.26	-5,742.22
UNDELIVERED ORDERS					-207,849.47	-----	-----	-----	890.42	-208,739.89
					-0-	-----	-----	268,742.77	55,257.23	-0-
SUBTOTAL	11		0211			324,000.00		268,742.77		
<b>TRUST FUND ACCOUNTS</b>										
DONATIONS FOR THE OFFICIAL RESIDENCE OF THE VICE PRESIDENT FUND RESOURCES:										
UNDISBURSED FUNDS	NO YEAR	11	8241		223,527.85	-----	-----	-103,200.00	-----	326,727.85
FUND EQUITIES:										
UNOBLIGATED BALANCE					-13,638.06	-----	-----	-----	-400.00	-13,238.06
UNDELIVERED ORDERS					-209,889.79	-----	-----	-----	103,600.00	-313,489.79
					-0-	-----	-----	-103,200.00	103,200.00	-0-
SUBTOTAL	11		8241					-103,200.00		
TOTAL, OFFICIAL RESIDENCE OF THE VICE PRESIDENT						324,000.00		165,542.77	158,457.23	-----
<b>SPECIAL ASSISTANCE TO THE PRESIDENT</b>										
<b>GENERAL FUND ACCOUNTS</b>										
SALARIES AND EXPENSES, SPECIAL ASSISTANCE TO THE PRESIDENT, EXECUTIVE FUND RESOURCES:										
UNDISBURSED FUNDS	1994	11	1454		-----	3,270,000.00	-----	2,709,274.92	-----	560,725.08
	1993				559,368.61	-----	-----	425,901.80	-----	133,466.81
	1992				62,672.33	-----	-----	-153.99	-----	62,826.32
	1991				47,329.50	-----	-----	-230.45	-----	47,559.95
	1990				38,289.07	-----	-----	-----	-----	38,289.07
	1989				25,460.62	-----	-----	-----	25,460.62	-----
					324.85	-----	-----	-----	-131,567.63	131,892.48
ACCOUNTS RECEIVABLE					8,921.07	-----	-----	-----	8,921.07	-----
UNFILLED CUSTOMER ORDERS										
FUND EQUITIES:										
UNOBLIGATED BALANCE					-149,268.80	-----	-----	-----	59,107.17	-208,375.97
ACCOUNTS PAYABLE					-97,677.04	-----	-----	-----	38,142.34	-135,819.38
UNDELIVERED ORDERS					-495,420.21	-----	-----	-----	135,144.15	-630,564.36
					-0-	-----	-----	3,134,792.28	135,207.72	-0-
SUBTOTAL	11		1454			3,270,000.00		3,134,792.28		
TOTAL, SPECIAL ASSISTANCE TO THE PRESIDENT						3,270,000.00		3,134,792.28	135,207.72	-----

**APPROPRIATION, OUTLAYS, AND BALANCES - Continued**

Appropriation or Fund Account		Account Symbol				Balances beginning of fiscal year	Appropriations and other obligatory authority <sup>1</sup>	Transfers borrowings and investments (net) <sup>2</sup>	Outlays (net)	Balances withdrawn and other transactions <sup>3</sup>	Balances end or fiscal year <sup>4</sup>
Title	Period of Availability	Dept. Reg.	Tr. Fm.	Account No.	Sub No.						
<b>COUNCIL OF ECONOMIC ADVISERS</b>											
<b>GENERAL FUND ACCOUNTS</b>											
SALARIES AND EXPENSES, COUNCIL OF ECONOMIC ADVISERS FUND RESOURCES: UNDISBURSED FUNDS	1994	11		1900		-----	\$3,420,000.00	-----	\$3,218,944.50	-----	\$201,055.50
	1993					\$525,991.38	-----	353,355.34	-----	-----	172,636.04
	1992					47,184.04	-----	81.00	-----	-----	47,103.04
	1991					20,710.33	-----	1,924.06	-----	-----	18,786.27
	1990					9,800.49	-----	-----	-----	-----	9,800.49
	1989					24,074.76	-----	-----	-----	\$24,074.76	-----
ACCOUNTS RECEIVABLE FUND EQUITIES: UNOBLIGATED BALANCE						654.42	-----	-----	-----	-354,023.28	354,677.70
ACCOUNTS PAYABLE						-40,930.97	-----	-----	-----	-25,904.46	-15,026.51
UNDELIVERED ORDERS						-191,068.19	-----	-----	-----	231,753.51	-422,821.70
						-396,416.26	-----	-----	-----	-30,205.43	-366,210.83
SUBTOTAL	11			1900		-0-	3,420,000.00	3,574,304.90	-154,304.90	-0-	
TOTAL, COUNCIL OF ECONOMIC ADVISERS						-----	3,420,000.00	-----	3,574,304.90	-154,304.90	-----
<b>COUNCIL ON ENVIRONMENTAL QUALITY AND OFFICE OF ENVIRONMENTAL QUALITY</b>											
<b>GENERAL FUND ACCOUNTS</b>											
COUNCIL ON ENVIRONMENTAL QUALITY AND OFFICE OF ENVIRONMENTAL QUALITY, EXECUTIVE FUND RESOURCES: UNDISBURSED FUNDS	1994	11		1453		-----	675,000.00	-----	412,376.77	-----	262,623.23
	1993					585,345.49	-----	127,433.59	-----	-----	457,911.90
	1992					15,497.25	-----	-3,000.10	-----	-----	18,497.35
	1991					7,977.45	-----	-----	-----	-----	7,977.45
	1990					28,026.32	-----	-----	-----	-----	28,026.32
	1989					26,042.03	-----	-----	-----	26,042.03	-----
ACCOUNTS RECEIVABLE UNFILLED CUSTOMER ORDERS						2,551.00	-----	-----	-----	-37,851.47	40,402.47
FUND EQUITIES: UNOBLIGATED BALANCE						-499,670.54	-----	-----	-----	142,794.05	-642,464.59
ACCOUNTS PAYABLE						-73,517.50	-----	-----	-----	-51,701.60	-21,815.90
UNDELIVERED ORDERS						-94,841.50	-----	-----	-----	56,316.73	-151,158.23
						-0-	675,000.00	536,810.26	138,189.74	-0-	
SUBTOTAL	11			1453		-----	675,000.00	536,810.26	138,189.74	-0-	
<b>INTRAGOVERNMENTAL FUNDS</b>											
OFFICE OF ENVIRONMENTAL QUALITY MANAGEMENT FUND, COUNCIL OF ENVIRONMENTAL QUALITY AND OFFICE OF ENVIRONMENTAL QUALITY FUND RESOURCES: UNDISBURSED FUNDS	NO YEAR	11		3963		2,130,289.33	-----	-----	71,095.22	-----	2,059,194.11
ACCOUNTS RECEIVABLE UNFILLED CUSTOMER ORDERS						5,122.00	-----	-----	-----	-10,056.16	10,056.16
FUND EQUITIES: UNOBLIGATED BALANCE						-1,884,041.12	-----	-----	-----	5,122.00	-----
ACCOUNTS PAYABLE						-251,370.21	-----	-----	-----	-200,446.61	-1,683,594.51
UNDELIVERED ORDERS						-0-	-----	-----	-----	6,925.53	-6,925.53
						-0-	2,130,289.33	71,095.22	127,360.02	-378,730.23	-0-
SUBTOTAL	11			3963		-----	2,130,289.33	71,095.22	-71,095.22	-0-	
TOTAL, COUNCIL ON ENVIRONMENTAL QUALITY AND OFFICE OF ENVIRONMENTAL QUALITY						-----	675,000.00	-----	607,905.48	67,094.52	-----

**APPROPRIATION, OUTLAYS, AND BALANCES - Continued**

Appropriation or Fund Account		Account Symbol				Balances beginning of fiscal year	Appropriations and other obligational authority <sup>1</sup>	Transfers borrowings and investments (net) <sup>2</sup>	Outlays (net)	Balances withdrawn and other transactions <sup>3</sup>	Balances end or fiscal year <sup>4</sup>
Title	Period of Availability	Dept. Reg	Tr. Fm	Account No.	Sub No.						
<b>OFFICE OF POLICY DEVELOPMENT</b>											
<b>GENERAL FUND ACCOUNTS</b>											
SALARIES AND EXPENSES, OFFICE OF POLICY DEVELOPMENT, EXECUTIVE FUND RESOURCES:											
UNDISBURSED FUNDS	1994	11		2200		-----	5,122,000.00	-----	3,317,361.79	-----	1,804,638.21
	1993					875,713.48	-----	-----	691,116.58	-----	184,596.90
	1992					640,159.72	-----	-----	284.16	-----	639,875.56
	1991					339,804.42	-----	-----	41,821.63	-----	297,982.79
	1990					159,854.86	-----	-----	38,974.13	-----	120,880.73
	1989					63,722.56	-----	-----	-----	63,722.56	-----
ACCOUNTS RECEIVABLE						21,858.44	-----	-----	-----	-12,935.60	34,794.04
FUND EQUITIES:											
UNOBLIGATED BALANCE						-974,222.87	-----	-----	-----	182,155.73	-1,156,378.60
ACCOUNTS PAYABLE						-190,163.96	-----	-----	-----	485,008.69	-675,172.65
UNDELIVERED ORDERS						-936,726.65	-----	-----	-----	314,490.33	-1,251,216.98
<b>SUBTOTAL</b>		11		2200		-0-	5,122,000.00	-----	4,089,558.29	1,032,441.71	-0-
<b>TOTAL, OFFICE OF POLICY DEVELOPMENT</b>						-----	5,122,000.00	-----	4,089,558.29	1,032,441.71	-----
<b>NATIONAL SECURITY COUNCIL</b>											
<b>GENERAL FUND ACCOUNTS</b>											
SALARIES AND EXPENSES, NATIONAL SECURITY COUNCIL, EXECUTIVE FUND RESOURCES:											
UNDISBURSED FUNDS	1994	11		2000		-----	6,648,000.00	-----	5,750,526.26	-----	897,473.74
	1993					620,625.23	-----	-----	437,329.30	-----	183,296.93
	1992					390,988.05	-----	-----	-14,555.13	-----	405,543.18
	1991					614,569.90	-----	-----	19,305.22	-----	595,264.68
	1990					127,543.18	-----	-----	-----	-----	127,543.18
	1989					155,520.45	-----	-----	-----	155,520.45	-----
ACCOUNTS RECEIVABLE						108,983.23	-----	-----	-----	67,826.40	41,156.83
FUND EQUITIES:											
UNOBLIGATED BALANCE						-1,330,728.95	-----	-----	-----	22,612.30	-1,353,341.25
ACCOUNTS PAYABLE						-209,921.44	-----	-----	-----	44,120.30	-254,041.74
UNDELIVERED ORDERS						-477,579.65	-----	-----	-----	165,314.90	-642,894.55
<b>SUBTOTAL</b>		11		2000		-0-	6,648,000.00	-----	6,192,605.65	455,394.35	-0-
<b>TOTAL, NATIONAL SECURITY COUNCIL</b>						-----	6,648,000.00	-----	6,192,605.65	455,394.35	-----



**APPROPRIATION, OUTLAYS, AND BALANCES - Continued**

Appropriation or Fund Account Title	Period of Availability	Account Symbol				Balances beginning of fiscal year	Appropriations and other obligational authority <sup>1</sup>	Transfers borrowings and investments (net) <sup>2</sup>	Outlays (net)	Balances withdrawn and other transactions <sup>3</sup>	Balances end or fiscal year <sup>4</sup>
		Dept Reg	Tr Fm	Account No	Sub No						
<b>NATIONAL SPACE COUNCIL</b>											
<b>GENERAL FUND ACCOUNTS</b>											
SALARIES AND EXPENSES, NATIONAL SPACE COUNCIL											
FUND RESOURCES											
UNDISBURSED FUNDS	1993	11		0020	\$436,644.80	-----	-----	\$129,900.49	-----	\$306,744.31	
	1992				94,603.79	-----	-----	-257.66	-----	94,861.45	
	1991				177,646.54	-----	-----	-----	-----	177,646.54	
	1990				5,500.72	-----	-----	-----	-----	5,500.72	
ACCOUNTS RECEIVABLE					750.00	-----	-----	-----	\$600.00	150.00	
FUND EQUITIES											
UNOBLIGATED BALANCE					-514,294.44	-----	-----	-----	-6,583.73	-507,710.71	
ACCOUNTS PAYABLE					-62,567.24	-----	-----	-----	-62,294.77	-272.47	
UNDELIVERED ORDERS					-138,284.17	-----	-----	-----	-61,364.33	-76,919.84	
SUBTOTAL		11		0020	-0-	-----	-----	129,642.83	-129,642.83	-0-	
TOTAL, NATIONAL SPACE COUNCIL					-----	-----	-----	129,642.83	-129,642.83	-----	
<b>NATIONAL CRITICAL MATERIALS COUNCIL</b>											
<b>GENERAL FUND ACCOUNTS</b>											
SALARIES AND EXPENSES, NATIONAL CRITICAL MATERIALS COUNCIL, EXECUTIVE											
FUND RESOURCES											
UNDISBURSED FUNDS	1993	11		0111	64,623.21	-----	-----	6,185.07	-----	58,438.14	
	1992				118,376.86	-----	-----	1,383.96	-----	116,992.90	
	1991				159,572.44	-----	-----	-----	-----	159,572.44	
	1990				36,947.69	-----	-----	-----	-----	36,947.69	
	1989				111,171.23	-----	-----	-----	111,171.23	-----	
FUND EQUITIES:											
UNOBLIGATED BALANCE					-386,211.56	-----	-----	-----	-47,458.48	-338,753.08	
ACCOUNTS PAYABLE					-2,109.77	-----	-----	-----	-2,109.77	-----	
UNDELIVERED ORDERS					-102,370.10	-----	-----	-----	-69,172.01	-33,198.09	
SUBTOTAL		11		0111	-0-	-----	-----	7,569.03	-7,569.03	-0-	
TOTAL, NATIONAL CRITICAL MATERIALS COUNCIL					-----	-----	-----	7,569.03	-7,569.03	-----	
<b>OFFICE OF ADMINISTRATION</b>											
<b>GENERAL FUND ACCOUNTS</b>											
SALARIES AND EXPENSES, OFFICE OF ADMINISTRATION, EXECUTIVE											
FUND RESOURCES											
UNDISBURSED FUNDS	1994	11		0038	-----	\$24,850,000.00	-\$15,000.00	20,040,655.52	-----	4,794,344.48	
	1993				7,527,689.29	-----	15,000.00	6,076,267.34	-----	1,466,421.95	
	1992				512,141.94	-----	-----	87,581.93	-----	424,560.01	
	1991				409,828.20	-----	-----	4.56	-----	409,823.64	
	1989-91				129,381.72	-----	-----	-----	-----	129,381.72	
	1990				263,670.10	-----	-----	4,475.68	-----	259,194.42	
	1989				465,858.89	-----	-----	658.26	465,200.63	-----	
FUNDS HELD OUTSIDE THE TREASURY	NO YEAR				177,413.32	-----	-----	156,901.04	-----	20,512.28	
ACCOUNTS RECEIVABLE	1993				15,000.00	-----	15,000.00	-----	-----	15,000.00	
FUND EQUITIES:											
UNOBLIGATED BALANCE					-902,163.08	-----	-----	-----	-347,803.61	-554,359.47	
ACCOUNTS PAYABLE					-1,826,346.78	-----	-----	-----	-1,362,726.38	-463,620.40	
UNDELIVERED ORDERS					-7,388,618.91	-----	-----	-----	-430,209.58	-6,958,409.33	
SUBTOTAL		11		0038	-0-	24,850,000.00	-----	26,366,544.33	-1,516,544.33	-0-	

**APPROPRIATION, OUTLAYS, AND BALANCES - Continued**

Appropriation or Fund Account		Account Symbol				Balances beginning of fiscal year	Appropriations and other obligational authority <sup>1</sup>	Transfers borrowings and investments (net) <sup>2</sup>	Outlays (net)	Balances withdrawn and other transactions <sup>3</sup>	Balances end or fiscal year <sup>4</sup>
Title	Period of Availability	Dept Reg	Tr Fm	Account No.	Sub No.						
<b>ARMSTRONG RESOLUTION ACCOUNT, EXECUTIVE OFFICE OF THE PRESIDENT</b>											
<b>FUND RESOURCES:</b>											
UNDISBURSED FUNDS	NO YEAR	11		1073		-----	13,125,000.00	-----	864,578.25	-----	12,260,421.75
<b>FUND EQUITIES:</b>											
UNOBLIGATED BALANCE						-----	-----	-----	12,148,784.71	-----	-12,148,784.71
UNDELIVERED ORDERS						-----	-----	-----	111,637.04	-----	-111,637.04
<b>TRUST FUND ACCOUNTS</b>	<b>SUBTOTAL</b>	<b>11</b>		<b>1073</b>		<b>-0-</b>	<b>13,125,000.00</b>	<b>-----</b>	<b>864,578.25</b>	<b>12,260,421.75</b>	<b>-0-</b>
<b>OLD EXECUTIVE OFFICE BUILDING TRUST FUND</b>											
<b>FUND RESOURCES:</b>											
UNDISBURSED FUNDS	NO YEAR	11		8330		1.00	-----	-----	1.00	-----	-----
<b>FUND EQUITIES:</b>											
UNOBLIGATED BALANCE						-1.00	-----	-----	-----	-1.00	-----
<b>SUBTOTAL</b>	<b>11</b>			<b>8330</b>		<b>-0-</b>	<b>-----</b>	<b>-----</b>	<b>1.00</b>	<b>-1.00</b>	<b>-0-</b>
<b>TOTAL, OFFICE OF ADMINISTRATION</b>						<b>-----</b>	<b>37,975,000.00</b>	<b>-----</b>	<b>27,231,123.58</b>	<b>10,743,876.42</b>	<b>-----</b>
<b>OFFICE OF MANAGEMENT AND BUDGET</b>											
<b>GENERAL FUND ACCOUNTS</b>											
<b>SALARIES AND EXPENSES, OFFICE OF FEDERAL PROCUREMENT POLICY</b>											
<b>FUND RESOURCES:</b>											
UNDISBURSED FUNDS	1994	11		0201		-----	-----	-----	221,185.91	-----	6-221,185.91
	1993					229,614.88	-----	-----	186,568.61	-----	43,046.27
	1992					33,912.69	-----	-----	-----	-----	33,912.69
	1991					30,211.37	-----	-----	191.00	-----	30,020.37
	1990					265,524.27	-----	-----	-----	-----	265,524.27
	1989					128,578.22	-----	-----	-----	128,578.22	-----
<b>ACCOUNTS RECEIVABLE</b>						460.05	-----	-----	-----	-221,007.91	221,467.96
<b>FUND EQUITIES:</b>											
UNOBLIGATED BALANCE						-314,575.42	-----	-----	-----	-59,881.96	-254,693.46
ACCOUNTS PAYABLE						-141,168.35	-----	-----	-----	-132,129.74	-9,038.61
UNDELIVERED ORDERS						-232,557.71	-----	-----	-----	-123,504.13	-109,053.58
<b>SUBTOTAL</b>	<b>11</b>			<b>0201</b>		<b>-0-</b>	<b>-----</b>	<b>-----</b>	<b>407,945.52</b>	<b>-407,945.52</b>	<b>-0-</b>
<b>SALARIES AND EXPENSES, OFFICE OF MANAGEMENT AND BUDGET</b>											
<b>FUND RESOURCES:</b>											
UNDISBURSED FUNDS	1994	11		0300		-----	56,539,000.00	-----	52,974,715.16	-----	3,564,284.84
	1993					4,721,934.81	-----	-----	4,055,047.58	-----	666,887.23
	1992					-199,748.03	-----	-----	-505,973.70	-----	306,225.67
	1991					168,710.71	-----	-----	642.00	-----	168,068.71
	1990					656,155.89	-----	-----	688.28	-----	655,467.61
	1989					604,373.60	-----	-----	-----	604,373.60	-----
<b>ACCOUNTS RECEIVABLE</b>						794,291.15	-----	-----	-----	546,450.80	247,840.35
<b>FUND EQUITIES:</b>											
UNOBLIGATED BALANCE						-606,869.00	-----	-----	-----	-237,671.15	-369,197.85
ACCOUNTS PAYABLE						-3,063,228.90	-----	-----	-----	-1,607,586.91	-1,455,641.99
UNDELIVERED ORDERS						-3,075,620.23	-----	-----	-----	708,314.34	-3,783,934.57
<b>SUBTOTAL</b>	<b>11</b>			<b>0300</b>		<b>-0-</b>	<b>56,539,000.00</b>	<b>-----</b>	<b>56,525,119.32</b>	<b>13,880.68</b>	<b>-0-</b>
<b>TOTAL, OFFICE OF MANAGEMENT AND BUDGET</b>						<b>-----</b>	<b>56,539,000.00</b>	<b>-----</b>	<b>56,933,064.84</b>	<b>-394,064.84</b>	<b>-----</b>

FOOTNOTES AT END OF CHAPTER

**APPROPRIATION, OUTLAYS, AND BALANCES - Continued**

Appropriation or Fund Account Title	Period of Availability	Account Symbol		Balances beginning of fiscal year	Appropriations and other obligational authority <sup>1</sup>	Transfers borrowings and investments (net) <sup>2</sup>	Outlays (net)	Balances withdrawn and other transactions <sup>3</sup>	Balances end or fiscal year <sup>4</sup>
		Dept Reg	Tr Fm						
<b>OFFICE OF NATIONAL DRUG CONTROL POLICY</b>									
<b>GENERAL FUND ACCOUNTS</b>									
SALARIES AND EXPENSES, OFFICE OF NATIONAL DRUG CONTROL POLICY FUND RESOURCES UNDISBURSED FUNDS	1994 1993 1992 1991 1990 1989	11		1457					
					\$11,687,000.00		\$6,076,457.85		\$5,610,542.15
					\$4,812,989.29		3,187,074.00		1,625,915.29
					1,132,586.68		822,407.25		310,179.43
					90,467.10				90,467.10
					1,069,759.45				1,069,759.45
					70,829.46			\$70,829.46	
	NO YEAR				7,454,986.79	33,930,000.00	22,696,162.52		18,688,824.27
TRANSFER TO OFFICE OF JUSTICE PROGRAMS	1993	15	11	1457	4		19,811,977.86		11,180,752.73
ACCOUNTS RECEIVABLE								-2,564,580.77	2,806,498.51
UNFILLED CUSTOMER ORDERS								5,238.06	
FUND EQUITIES									
UNOBLIGATED BALANCE								3,054,496.80	-4,215,460.44
ACCOUNTS PAYABLE								769,378.18	-1,078,822.54
UNDELIVERED ORDERS								-8,312,441.21	-36,088,655.95
SUBTOTAL		11		1457			52,594,079.48	-6,977,079.48	-0-
<b>TRUST FUND ACCOUNTS</b>									
GIFTS AND DONATIONS, THE WHITE HOUSE CONFERENCE ON DRUG ABUSE AND CONTROL FUND RESOURCES UNDISBURSED FUNDS	NO YEAR	11		8240			-99.58		392,240.48
ACCOUNTS RECEIVABLE								99.58	165.69
FUND EQUITIES									
UNOBLIGATED BALANCE									-369,903.37
UNDELIVERED ORDERS									-22,502.80
SUBTOTAL		11		8240			-99.58	99.58	-0-
TOTAL, OFFICE OF NATIONAL DRUG CONTROL POLICY							52,593,979.90	-6,976,979.90	
<b>OFFICE OF SCIENCE AND TECHNOLOGY POLICY</b>									
<b>GENERAL FUND ACCOUNTS</b>									
SALARIES AND EXPENSES, OFFICE OF SCIENCE AND TECHNOLOGY POLICY FUND RESOURCES UNDISBURSED FUNDS	1994 1993 1992 1991 1990 1989	11		2600					
					4,450,000.00		3,633,255.86		816,744.14
					2,704,987.76		339,025.15		2,365,962.61
					251,365.44		14,154.66		237,210.78
					220,625.85		-2,425.16		223,051.01
					292,842.39				292,842.39
					239,157.20			239,157.20	
ACCOUNTS RECEIVABLE								-41,611.07	91,006.76
FUND EQUITIES									
UNOBLIGATED BALANCE								-1,924,205.12	-353,867.53
ACCOUNTS PAYABLE								-34,339.76	-219,641.33
UNDELIVERED ORDERS								2,226,988.24	-3,453,308.83
SUBTOTAL		11		2600			3,984,010.51	465,989.49	-0-
TOTAL, OFFICE OF SCIENCE AND TECHNOLOGY POLICY							3,984,010.51	465,989.49	

**APPROPRIATION, OUTLAYS, AND BALANCES - Continued**

Appropriation or Fund Account		Account Symbol				Balances beginning of fiscal year	Appropriations and other obligational authority <sup>1</sup>	Transfers borrowings and investments (net) <sup>2</sup>	Outlays (net)	Balances withdrawn and other transactions <sup>3</sup>	Balances end or fiscal year <sup>4</sup>
Title	Period of Availability	Dept. Reg	Tr. Fm	Account No.	Sub No.						
<b>OFFICE OF THE UNITED STATES TRADE REPRESENTATIVE</b>											
<b>GENERAL FUND ACCOUNTS</b>											
SALARIES AND EXPENSES, OFFICE OF THE UNITED STATES TRADE REPRESENTATIVE, EXECUTIVE											
FUND RESOURCES											
UNDISBURSED FUNDS	1994	11		0400		-----	18,100,000.00	-----	17,605,987.83	-----	494,012.17
	1993					1,898,639.31	-----	-----	1,676,816.85	-----	221,822.46
	1992					354,809.97	-----	-----	8,540.20	-----	346,269.77
	1991					326,251.73	-----	-----	1,754.64	-----	324,497.09
	1990					108,343.60	-----	-----	-1,098.70	-----	109,442.30
	1989					-11,015.87	-----	-----	-11,015.87	-----	-----
NO YEAR						1,628,015.59	3,050,000.00	-----	2,870,801.83	-----	1,807,213.76
ACCOUNTS RECEIVABLE						968,690.92	-----	-----	-----	-348,941.27	1,317,632.19
UNFILLED CUSTOMER ORDERS						1,032.85	-----	-----	-----	1,032.85	-----
FUND EQUITIES:							-----	-----	-----	-503,440.95	-646,756.62
UNOBLIGATED BALANCE						-1,150,197.57	-----	-----	-----	-188,577.55	-595,163.32
ACCOUNTS PAYABLE						-783,740.87	-----	-----	-----	38,140.14	-3,378,969.80
UNDELIVERED ORDERS						-3,340,829.66	-----	-----	-----	-----	-----
SUBTOTAL		11		0400		-----	21,150,000.00	-----	22,151,786.78	-1,001,786.78	-----
TOTAL, OFFICE OF THE UNITED STATES TRADE REPRESENTATIVE						-----	21,150,000.00	-----	22,151,786.78	-1,001,786.78	-----
<b>WHITE HOUSE CONFERENCE FOR A DRUG FREE AMERICA</b>											
<b>GENERAL FUND ACCOUNTS</b>											
SALARIES AND EXPENSES, WHITE HOUSE CONFERENCE ON DRUG ABUSE AND CONTROL											
FUND RESOURCES											
UNDISBURSED FUNDS	1992	11		0212		-----	-----	-----	-27.00	-----	27.00
	1991					-4,476.13	-----	-----	-4,476.13	-----	-----
	1989					4,476.13	-----	-----	4,476.13	-----	-----
ACCOUNTS RECEIVABLE						4,476.13	-----	-----	-----	4,476.13	-----
FUND EQUITIES							-----	-----	-----	-4,449.13	-27.00
ACCOUNTS PAYABLE						-4,476.13	-----	-----	-----	27.00	-----
SUBTOTAL		11		0212		-----	-----	-----	-27.00	27.00	-----
TOTAL, WHITE HOUSE CONFERENCE FOR A DRUG FREE AMERICA						-----	-----	-----	-27.00	27.00	-----
TOTAL, EXECUTIVE OFFICE OF THE PRESIDENT						-----	232,119,000.00	-----	229,068,947.51	3,050,052.49	-----

FOOTNOTES

- 1 The amounts in this column, unless otherwise footnoted, represent appropriations, increases and rescissions in borrowing authority or new contract authority. Appropriation accounts with appropriation transfer activity are presented in Table 1 (Appropriations and Appropriation Transfers) at the end of the chapter.
- 2 The amounts in this column, unless otherwise footnoted, represent transfers-other than appropriation transfers, borrowings (gross), investments (net), unrealized discounts or agent cashier funds.
- 3 The amounts in this column, unless otherwise footnoted, represent obligated balances canceled for fiscal year 1989 pursuant to 31 U.S.C. 1553, changes in unfilled customer orders, accounts receivable, accounts payable, undelivered orders, unobligated balances and adjustments to borrowing and contract authority.
- 4 Unobligated balances for no-year or unexpired multiple year accounts are available for obligation; unobligated balances for expired fiscal year accounts are not available for obligation.
- 5 Includes \$843,917.66 which is subject to disposition by the administration agency.
- 6 Subject to disposition by the administrative agency.

**APPROPRIATION, OUTLAYS, AND BALANCES—Continued**

**FOOTNOTES**

**TABLE 1-APPROPRIATIONS AND APPROPRIATION TRANSFERS-EXECUTIVE OFFICE OF THE PRESIDENT**

ACCOUNT SYMBOL	NET APPROPRIATIONS AND APPROPRIATION TRANSFERS	APPROPRIATION AMOUNT	NET APPROPRIATION TRANSFERS	ACCOUNTS INVOLVED	AMOUNT FROM OR TO (-)	CITATIONS OF LAW
11X1457	\$33,930,000.00	\$0.00	\$33,930,000.00	11X5001	\$33,930,000.00	107 STAT 1238
TOTALS	\$33,930,000.00	\$0.00	\$33,930,000.00		\$33,930,000.00	

APPROPRIATION, OUTLAYS, AND BALANCES - Continued

Appropriation or Fund Account		Account Symbol			Balances beginning of fiscal year	Appropriations and other obligational authority	Transfers borrowings and investments (net) <sup>2</sup>	Outlays (net)	Balances withdrawn and other transactions <sup>1</sup>	Balances end or fiscal year <sup>4</sup>
Title	Period of Availability	Dept. Reg	Tr. Fm	Account No						
<b>FUNDS APPROPRIATED TO THE PRESIDENT</b>										
<b>UNANTICIPATED NEEDS</b>										
<b>GENERAL FUND ACCOUNTS</b>										
UNANTICIPATED NEEDS FOR NATURAL DISASTERS, EXECUTIVE FUND RESOURCES										
UNDISBURSED FUNDS	NO YEAR	11		0033	-----	\$29,450,000.00	-----	\$2,000,000.00	-----	\$27,450,000.00
ACCOUNTS RECEIVABLE					-----	-----	-----	-\$1,500,000.00	-----	1,500,000.00
FUND EQUITIES					-----	-----	-----	14,445,000.00	-----	-14,445,000.00
UNOBLIGATED BALANCE					-----	-----	-----	14,505,000.00	-----	-14,505,000.00
ACCOUNTS PAYABLE					-----	-----	-----	-----	-----	-----
	SUBTOTAL	11		0033	-0-	29,450,000.00	-----	2,000,000.00	-----	27,450,000.00
UNANTICIPATED NEEDS, EXECUTIVE FUND RESOURCES										
UNDISBURSED FUNDS	1994	11		0037	-----	1,000,000.00	-\$250,000.00	78,719.46	-----	671,280.54
	1993				\$1,000,000.00	-----	-----	-----	-----	1,000,000.00
	1992				1,000,000.00	-----	-----	-----	-----	1,000,000.00
	1991				999,987.00	-----	-----	-----	-----	999,987.00
	1990				1,000,000.00	-----	-----	-----	-----	1,000,000.00
	1989				819,000.00	-----	59,872.78	-----	878,872.78	-----
UNANTICIPATED NEEDS, FUNDS APPROPRIATED TO THE PRESIDENT, ASSASSINATION RECORDS REVIEW BOARD										
TRANSFER TO FUNDS APPROPRIATED TO THE PRESIDENT	1994	11		0037	95	-----	250,000.00	-----	-----	250,000.00
ACCOUNTS RECEIVABLE	1989	11	11	0037	94	59,872.78	-----	-----	-----	-----
FUND EQUITIES						-----	-----	-----	-----	-----
UNOBLIGATED BALANCE						-4,878,859.78	-----	-----	-----	-4,752,037.97
ACCOUNTS PAYABLE						-----	-----	-----	-----	-100,728.67
UNDELIVERED ORDERS						-----	-----	-----	-----	-147,220.36
	SUBTOTAL	11		0037	-0-	1,000,000.00	-----	78,719.46	-----	921,280.54
	TOTAL, UNANTICIPATED NEEDS				-----	30,450,000.00	-----	2,078,719.46	-----	28,371,280.54
<b>INVESTMENT IN MANAGEMENT IMPROVEMENT</b>										
<b>GENERAL FUND ACCOUNTS</b>										
INVESTMENT IN MANAGEMENT IMPROVEMENT, EXECUTIVE FUND RESOURCES										
UNDISBURSED FUNDS	NO YEAR	11		0061		32,665.24	-----	-----	-----	32,665.24
FUND EQUITIES						-----	-----	-----	-----	-----
UNOBLIGATED BALANCE						-----	-----	-----	-----	19,070.27
UNDELIVERED ORDERS						-----	-----	-----	-----	-19,070.27
	SUBTOTAL	11		0061	-0-	-32,665.24	-----	-----	-----	-13,594.97
	TOTAL, INVESTMENT IN MANAGEMENT IMPROVEMENT				-----	-----	-----	-----	-----	-----
<b>FEDERAL DRUG CONTROL PROGRAMS</b>										
<b>SPECIAL FUND ACCOUNTS</b>										
SPECIAL FORFEITURE FUND, FUNDS APPROPRIATED TO THE PRESIDENT										
FUND RESOURCES	NO YEAR	11		5001		49,060,867.15	-23,989,801.66	101,824.84	-----	24,969,240.65
UNDISBURSED FUNDS						-117,344.66	-----	-----	-----	-117,344.66
UNREALIZED DISCOUNT ON INVESTMENTS						1,670.86	-----	-----	-----	-----
ACCOUNTS RECEIVABLE						-----	-----	-----	-----	-9,782.21
						-----	-----	-----	-----	11,453.07

**APPROPRIATION, OUTLAYS, AND BALANCES - Continued**

Appropriation or Fund Account		Account Symbol			Balances beginning of fiscal year	Appropriations and other obligatory authority <sup>1</sup>	Transfers borrowings and investments (net) <sup>2</sup>	Outlays (net)	Balances withdrawn and other transactions <sup>3</sup>	Balances end or fiscal year <sup>4</sup>
		Period of Availability	Dept. Reg	Tr. Fm						
<b>FUND EQUITIES:</b>										
UNOBLIGATED BALANCE					-48,721,373.52	-----	-----	-----	-23,959,903.78	-24,761,469.74
ACCOUNTS PAYABLE					-90,717.54	-----	-----	-----	-90,717.54	-----
UNDELIVERED ORDERS					-133,102.29	-----	-----	-----	-31,222.97	-101,879.32
<b>SUBTOTAL</b>	<b>11</b>		<b>5001</b>		<b>-0-</b>	<b>-23,989,801.66</b>	<b>-----</b>	<b>101,824.84</b>	<b>-24,091,626.50</b>	<b>-0-</b>
<b>TOTAL, FEDERAL DRUG CONTROL PROGRAMS</b>					<b>-----</b>	<b>-23,989,801.66</b>	<b>-----</b>	<b>101,824.84</b>	<b>-24,091,626.50</b>	<b>-----</b>
<b>INTERNATIONAL SECURITY ASSISTANCE</b>										
<b>GENERAL FUND ACCOUNTS</b>										
<b>MILITARY ASSISTANCE, FUNDS APPROPRIATED TO THE PRESIDENT</b>										
<b>FUND RESOURCES:</b>										
UNDISBURSED FUNDS	1989	11	1080		194,892.32	-438,824.15	1,195,314.92	-----	951,383.09	-----
TRANSFER TO:										
NAVY	1988-90	17	11	1080	195,672.91	-----	-----	-----	-----	195,672.91
	1989				161,853.53	-----	-161,853.53	-----	-----	665.40
								665.40	-----	665.40
ARMY	1994	21	11	1080	-----	-----	-----	-1,212.72	-----	-----
	1993				-1,212.72	-----	-----	-----	-----	-----
	1988-90				49,252.37	-----	-----	-----	-----	49,252.37
	1989				302,711.52	-----	-303,889.78	-1,178.26	-----	-----
AIR FORCE	1988-90	57	11	1080	37,258.51	-----	-----	-----	-----	37,258.51
	1989				45,681.12	-----	-45,711.87	-30.75	-----	-----
DEFENSE	1989	97	11	1080	23,900,886.55	-----	-683,859.74	23,217,026.81	-----	-----
<b>FUND EQUITIES:</b>										
UNOBLIGATED BALANCE					-834,933.28	-----	-----	-----	-627,009.07	-207,924.21
ACCOUNTS PAYABLE					-27,819.85	-----	-----	-----	-24,918.94	-2,900.91
UNDELIVERED ORDERS					-24,024,242.98	-----	-----	-----	-23,953,549.71	-70,633.27
<b>SUBTOTAL</b>	<b>11</b>		<b>1080</b>		<b>-0-</b>	<b>-438,824.15</b>	<b>-----</b>	<b>23,215,270.48</b>	<b>-23,654,094.63</b>	<b>-0-</b>
<b>INTERNATIONAL MILITARY EDUCATION AND TRAINING, FUNDS APPROPRIATED TO THE PRESIDENT</b>										
<b>FUND RESOURCES:</b>										
UNDISBURSED FUNDS	1994	11	1081		-----	22,250,000.00	-22,250,000.00	-----	-----	-----
	1989				-----	-----	3,458,944.93	-----	3,458,944.93	-----
TRANSFER TO:										
NAVY	1994	17	11	1081	-----	-----	7,555,625.00	3,247,236.96	-----	4,308,388.04
	1993				8,681,428.93	-----	-----	5,281,012.04	-----	3,400,416.89
	1992				3,455,855.73	-----	-----	1,970,686.21	-----	1,485,169.52
	1991				1,517,314.36	-----	-----	217,922.83	-----	1,299,391.53
	1990				926,717.89	-----	-----	82,502.88	-----	844,215.01
	1989				748,507.13	-----	-771,427.00	-22,919.87	-----	-----
ARMY	1994	21	11	1081	-----	-----	8,986,222.00	4,851,321.24	-----	4,134,900.76
	1993				8,059,198.04	-----	-----	6,588,453.06	-----	1,470,744.98
	1992				1,851,781.85	-----	-----	296,734.68	-----	1,555,047.17
	1991				2,295,567.46	-----	-----	182,645.59	-----	2,112,921.87
	1990				2,289,379.88	-----	-----	-2,830.33	-----	2,292,210.21
	1989				1,559,315.29	-----	-1,547,363.28	11,952.01	-----	-----
AIR FORCE	1994	57	11	1081	-----	-----	5,708,153.00	3,148,652.02	-----	2,559,500.98
	1993				5,493,283.38	-----	-----	3,817,094.64	-----	1,676,188.74
	1992				2,280,301.98	-----	-----	366,692.76	-----	1,913,609.22
	1991				2,925,354.37	-----	-----	110,627.48	-----	2,814,726.89
	1990				1,662,129.73	-----	-----	-19,947.97	-----	1,682,077.70
	1989				1,139,763.89	-----	-1,140,154.65	-390.76	-----	-----
					5,441.76	-----	-----	-----	7,455.12	-2,013.36
ACCOUNTS RECEIVABLE					-----	-----	-----	-----	-----	-----
<b>FUND EQUITIES:</b>										
UNOBLIGATED BALANCE					-7,982,447.81	-----	-----	-----	-556,892.19	-7,425,555.62
ACCOUNTS PAYABLE					-17,616,947.56	-----	-----	-----	-6,711,801.33	-10,905,146.23
UNDELIVERED ORDERS					-19,291,946.30	-----	-----	-----	-4,075,152.00	-15,216,794.30
<b>SUBTOTAL</b>	<b>11</b>		<b>1081</b>		<b>-0-</b>	<b>22,250,000.00</b>	<b>-----</b>	<b>30,127,445.47</b>	<b>-7,877,445.47</b>	<b>-0-</b>



APPROPRIATION, OUTLAYS, AND BALANCES - Continued

Appropriation or Fund Account		Account Symbol			Balances beginning of fiscal year	Appropriations and other obligational authority <sup>1</sup>	Transfers borrowings and investments (net) <sup>2</sup>	Outlays (net)	Balances withdrawn and other transactions <sup>3</sup>	Balances end or fiscal year <sup>4</sup>
Title	Period of Availability	Dept Reg	Tr Fm	Account No						
<b>INTERNATIONAL SECURITY ASSISTANCE-CONTINUED</b>										
<b>GENERAL FUND ACCOUNTS-CONTINUED</b>										
FOREIGN MILITARY FINANCING PROGRAM, GRANTS, FUNDS APPROPRIATED TO THE PRESIDENT										
FUND RESOURCES										
UNDISBURSED FUNDS	1994	11		1082	---	\$3,128,992,371.67	-\$3,129,647,950.67	-\$705,927.34	---	\$50,348.34
	1993				\$335,774.02	-3,296,445.25	4,030,027.60	-9,062.40	\$733,582.35	344,836.42
	1992				443,393.15	-795,000.00	1,237,557.25	---	442,557.25	443,393.15
	1991				97,107.95	-13,915,273.28	13,984,133.68	---	68,860.40	97,107.95
	1990				155,810,286.10	-55,153,828.99	---	46,830,110.90	2,190,000.00	51,636,346.21
	1989				14,449,354.94	---	---	14,449,354.85	09	---
TRANSFER TO DEPARTMENT OF THE NAVY										
	1994	17	11	1082	---	---	1,533,000.00	824,028.43	---	708,971.57
	1993				808,778.93	---	---	1,069,989.96	---	261,211.03
	1992				408,825.12	---	---	618.07	---	408,207.05
	1991				148,178.00	---	---	2,934.10	---	145,243.90
	1990				1,930,953.09	---	---	7,030.58	---	1,923,922.51
DEPARTMENT OF THE ARMY										
	1994	21	11	1082	---	---	2,006,000.00	1,506,828.21	---	499,171.79
	1993				377,890.97	---	---	226,310.23	---	151,580.74
	1992				65,202.63	---	---	10,666.26	---	54,536.37
	1991				104,201.04	---	---	1,620.00	---	102,581.04
	1990				105,949.85	---	---	-1,280.79	---	107,230.64
AIR FORCE										
	1994	57	11	1082	---	---	1,267,000.00	1,054,280.34	---	212,719.66
	1993				301,614.71	---	---	200,345.07	---	101,269.64
	1992				109,446.51	---	---	7,010.92	---	102,435.59
	1991				309,698.00	---	---	10.10	---	309,687.90
	1990				58,157.75	---	---	---	---	58,157.75
OFFICE OF THE SECRETARY OF DEFENSE										
	1994	97	11	1082	---	---	3,124,841,950.67	2,264,227,383.67	---	860,614,567.00
	1993				1,411,286,478.50	---	-4,030,027.60	1,301,806,028.87	---	105,450,422.03
	1992				406,498,237.10	---	-1,237,557.25	302,986,977.67	---	102,273,702.18
	1991				165,252,669.84	---	-13,984,133.68	58,233,121.59	---	93,035,414.57
					59,456.95	---	---	---	-241,892.40	301,349.35
ACCOUNTS RECEIVABLE										
FUND EQUITIES										
UNOBLIGATED BALANCE					-1,823,726.00	---	---	---	169,709.95	-1,993,435.95
ACCOUNTS PAYABLE					-562,290.80	---	---	---	144,775.28	-707,066.08
UNDELIVERED ORDERS					-2,156,575,638.35	---	---	---	-940,404,148.06	-1,216,171,490.29
SUBTOTAL	11			1082	-0-	3,055,831,824.15	---	3,992,728,379.29	-936,896,555.14	-0-
FOREIGN MILITARY FINANCING, DIRECT LOAN PROGRAM ACCOUNT, FUNDS APPROPRIATED TO THE PRESIDENT										
FUND RESOURCES										
UNDISBURSED FUNDS	1994	11		1085	---	38,118,000.00	---	---	---	38,118,000.00
	1993				136,746,000.00	---	---	26,871,737.45	---	109,874,262.55
	1992				50,148,000.00	---	---	3,633,000.00	---	46,515,000.00
FUND EQUITIES										
UNOBLIGATED BALANCE					-46,000.00	---	---	---	---	-46,000.00
ACCOUNTS PAYABLE					-186,848,000.00	---	---	---	7,613,262.55	-194,461,262.55
SUBTOTAL	11			1085	-0-	38,118,000.00	---	30,504,737.45	7,613,262.55	-0-
ASSISTANCE FOR RELOCATION OF FACILITIES IN ISRAEL, EXECUTIVE										
FUND RESOURCES										
UNDISBURSED FUNDS					---	---	---	---	---	---
TRANSFER TO										
AIR FORCE	NO YEAR	57	11	1088	253,662.33	---	---	-368.35	---	254,030.68
UNFUNDED CONTRACT AUTHORITY	NO YEAR	57	11	1088	4,418,506.00	---	---	---	---	4,418,506.00
FUND EQUITIES										
ACCOUNTS PAYABLE					-677.30	---	---	---	-271.64	-405.66
UNDELIVERED ORDERS					-4,671,491.03	---	---	---	639.99	-4,672,131.02
SUBTOTAL	11			1088	-0-	---	---	-368.35	368.35	-0-
NONPROLIFERATION AND DISARMAMENT FUND, FUNDS APPROPRIATED TO THE PRESIDENT										
FUND RESOURCES										
UNDISBURSED FUNDS	NO YEAR	11		1071	---	10,000,000.00	-10,000,000.00	---	---	---
TRANSFER TO:										
DEPARTMENT OF STATE	NO YEAR	19	11	1071	---	---	10,000,000.00	-1.91	---	10,000,001.91
FUND EQUITIES										
UNOBLIGATED BALANCE					---	---	---	---	1,256,011.00	-1,256,011.00
UNDELIVERED ORDERS					---	---	---	---	8,743,990.91	-8,743,990.91
SUBTOTAL	11			1071	-0-	10,000,000.00	---	-1.91	10,000,001.91	-0-

APPROPRIATION, OUTLAYS, AND BALANCES - Continued

Appropriation or Fund Account		Account Symbol			Balances beginning of fiscal year	Appropriations and other obligatory authority <sup>1</sup>	Transfers and borrowings and investments (net) <sup>2</sup>	Outlays (net)	Balances withdrawn and other transactions <sup>3</sup>	Balances end or fiscal year <sup>4</sup>
Title	Period of Availability	Dept. Reg	Account No	Sub No						
PEACEKEEPING OPERATIONS, FUNDS APPROPRIATED TO THE PRESIDENT FUND RESOURCES:										
UNDISBURSED FUNDS	1994	11	1032		---	82,435,000.00	-82,435,000.00	---	---	---
	1992				132.00	---	---	---	---	132.00
	1990				208,429.00	---	---	---	---	208,429.00
TRANSFER TO JUSTICE STATE	1994	15	11	1032	---	---	11,000,000.00	1,393,036.91	---	9,606,963.09
	1994	19	11	1032	---	---	71,435,000.00	46,988,055.01	---	24,446,944.99
	1993				22,301,093.00	---	---	20,324,596.00	---	1,976,497.00
	1992				222,907.00	---	---	---	---	222,907.00
	1991				171,300.00	---	---	---	---	171,300.00
ACCOUNTS RECEIVABLE					---	---	---	---	-3,687,902.00	3,687,902.00
FUND EQUITIES:										
UNOBLIGATED BALANCE					-208,561.00	---	---	---	---	-208,561.00
ACCOUNTS PAYABLE					-4,187,000.00	---	---	---	-2,983,667.91	-1,203,332.09
UNDELIVERED ORDERS					-18,508,300.00	---	---	---	20,400,881.99	-38,909,181.99
					---	---	---	---	---	---
	SUBTOTAL	11		1032	-0-	82,435,000.00	---	68,705,687.92	13,729,312.08	-0-
ECONOMIC SUPPORT FUND, LIQUIDATING ACCOUNT, FUNDS APPROPRIATED TO THE PRESIDENT FUND RESOURCES:										
UNDISBURSED FUNDS	1994-95	11		1037	---	2,372,762,000.00	-1,232,692,286.83	---	---	1,140,069,713.17
	1993-94				277,592,000.00	-130,440,569.00	-147,151,431.00	---	---	---
	1993				424,000.00	-424,000.00	---	---	---	---
	1992-93				---	-8,128,247.12	8,128,247.12	---	---	---
	1991-92				---	-12,624,451.36	12,624,451.36	---	---	---
	1991				---	---	1,695,917.00	---	81,695,917.00	---
	1990-91				---	-44,462,875.70	44,462,875.70	---	---	---
	1990				---	---	1,645,079.00	---	81,645,079.00	---
	1989-90				---	-34,186,906.22	34,186,906.22	---	---	---
	1988-89				---	-48,394,205.11	48,502,222.89	---	108,017.78	---
	NO YEAR				188,399,144.36	13,302,250.51	-74,911,254.58	---	---	126,790,140.29
TRANSFER TO LIBRARY OF CONGRESS PEACE CORPS JUSTICE, JUSTICE MANAGEMENT DIVISION	1994-95	03	11	1037	---	---	700,000.00	31,420.57	---	668,579.43
	1990-91	11	11	1037	15,875.53	---	---	---	---	15,875.53
	1994-95	15	11	1037	---	---	2,650,000.00	---	---	2,650,000.00
	1993-94				2,150,000.00	---	---	509,053.56	---	1,640,946.44
	1992-93				10,164,533.98	---	---	5,981,673.69	---	4,182,860.30
	1991-92				685,166.08	---	---	121,511.31	---	563,654.77
	1990-91				216,741.38	---	---	104,938.76	---	111,802.62
	1989-90				30,812.43	---	---	122.88	---	30,689.55
	1988-89				38,775.61	---	-38,775.61	---	---	---
	NO YEAR				4,500,000.00	---	---	369,183.21	---	4,130,816.79
DEPARTMENT OF STATE	1994-95	19	11	1037	---	---	2,500,000.00	2,500,000.00	---	---
	1993-94				750,000.00	---	4,565,000.00	1,800,000.00	---	3,515,000.00
	1992-93				5,857,160.78	---	---	3,507,104.66	---	2,350,056.12
	1991-92				5,525,717.03	---	---	---	---	5,525,717.03
	1990-91				79,169.44	---	---	36,257.92	---	42,911.52
	1989-90				182,829.80	---	---	---	---	182,829.80
	NO YEAR				11,847,000.00	---	2,000,000.00	6,681,291.10	---	7,165,708.90
UNITED STATES INFORMATION AGENCY	1992	67	11	1037	1,000,000.00	---	---	---	---	1,000,000.00
	1990-91				224,764.21	---	---	---	---	224,764.21
	NO YEAR				808,091.47	---	---	881,856.80	---	5-73,765.33
AGENCY FOR INTERNATIONAL DEVELOPMENT	1994-95	72	11	1037	---	---	1,226,842,286.83	1,226,842,286.83	---	---
	1994				---	---	---	22,456.15	---	5-22,456.15
	1993-94				1,090,545,964.84	---	142,586,431.00	498,379,329.26	---	734,753,066.58
	1993				-1,062,614.94	---	---	-1,071,387.01	---	8,772.07
	1992-93				920,373,018.66	---	-8,128,247.12	327,802,507.81	---	584,442,263.73
	1992				18,594,423.24	---	---	7,585,382.57	---	11,009,040.67
	1991-92				618,090,544.21	---	-12,624,451.36	192,775,038.65	---	412,691,054.20
	1991				19,817,482.34	---	-1,695,917.00	10,140,977.55	---	7,980,587.79
	1990-91				430,428,224.02	---	-44,462,875.70	134,616,571.68	---	251,348,776.64
	1990				-1,614,671.15	---	-1,645,079.00	954,049.84	---	5-4,213,799.99
	1989-90				232,741,967.02	---	-34,186,906.22	97,832,606.07	---	100,722,454.73
	1988-89				161,429,115.10	---	-48,463,447.28	112,965,667.82	---	---
	NO YEAR				51,754,278.95	---	72,911,254.58	124,665,533.53	---	---
EXPORT IMPORT BANK	1992-93	83	11	1037	5,000,000.00	---	---	2,516,197.67	---	2,483,802.33
	1991-92				5,000,000.00	---	---	5,000,000.00	---	---
	1990-91				1,991,400.00	---	---	1,991,400.00	---	---
ACCOUNTS RECEIVABLE					262,146,384.40	---	---	---	-1,000,398,053.30	1,262,544,437.70
FUND EQUITIES:										
UNOBLIGATED BALANCE					-429,591,544.74	---	---	---	75,499,578.66	-505,091,123.40
ACCOUNTS PAYABLE					-566,457,111.40	---	---	---	947,756,371.04	-1,514,213,482.44
UNDELIVERED ORDERS					-3,329,678,642.65	---	---	---	-684,446,947.05	-2,645,231,695.60
					---	---	---	---	---	---
	SUBTOTAL	11		1037	-0-	2,107,402,996.00	---	2,765,543,032.87	-658,140,036.87	-0-

FOOTNOTES AT END OF CHAPTER

APPROPRIATION, OUTLAYS, AND BALANCES - Continued

Appropriation or Fund Account		Account Symbol			Balances beginning of fiscal year	Appropriations and other obligational authority <sup>1</sup>	Transfers borrowings and investments (net) <sup>2</sup>	Outlays (net)	Balances withdrawn and other transactions <sup>3</sup>	Balances end or fiscal year <sup>4</sup>
Title	Period of Availability	Dept. Reg	Tr. Fm	Account No.						
<b>INTERNATIONAL SECURITY ASSISTANCE-CONTINUED</b>										
<b>PUBLIC ENTERPRISE FUNDS</b>										
FOREIGN MILITARY LOAN LIQUIDATING ACCOUNT, FUNDS APPROPRIATED TO THE PRESIDENT										
FUND RESOURCES										
UNDISBURSED FUNDS	NO YEAR	11		4121	\$901,543,229.78	\$49,608,000.00	-\$297,949,151.83	\$213,029,238.50	\$7,147,123.52	\$433,025,715.93
ACCOUNTS RECEIVABLE					687,214,144.80	-----	-----	-----	-42,617,483.55	729,831,628.35
FUND EQUITIES					-687,370,751.87	-----	-----	-----	42,460,876.48	-729,831,628.35
UNOBLIGATED BALANCE					-901,386,622.71	-----	-----	-----	-468,360,906.78	-433,025,715.93
UNDELIVERED ORDERS					-0-	-----	-----	-----	-461,370,390.33	-0-
SUBTOTAL		11		4121		49,608,000.00	-297,949,151.83	213,029,238.50		
<b>INTRAGOVERNMENTAL FUNDS</b>										
FEDERAL FINANCING BANK LOANS TO THE DEPARTMENT OF DEFENSE, DEFENSE SECURITY ASSISTANCE AGENCY										
FUND RESOURCES										
UNDISBURSED FUNDS	NO YEAR	20		4521	.40	-----	-----	-----	-----	.40
FUND EQUITIES					-40	-----	-----	-----	-----	-40
UNOBLIGATED BALANCE					-0-	-----	-----	-----	-----	-0-
SUBTOTAL		20		4521						
<b>DEDUCTIONS FOR OFFSETTING RECEIPTS</b>										
PROPRIETARY RECEIPTS FROM THE PUBLIC										
TOTAL, INTERNATIONAL SECURITY ASSISTANCE					-----	-818,184,314.15	-----	-818,184,314.15	-----	-----
<b>INTERNATIONAL DEVELOPMENT ASSISTANCE</b>										
<b>MULTILATERAL ASSISTANCE</b>										
<b>GENERAL FUND ACCOUNTS</b>										
SPECIAL PAYMENTS TO INTERNATIONAL FINANCIAL INSTITUTIONS, EXECUTIVE										
FUND RESOURCES										
UNDISBURSED FUNDS	NO YEAR	11		0050	158,739,277.78	-----	-----	-----	-----	158,739,277.78
FUND EQUITIES					-158,739,277.78	-----	-----	-----	-----	-158,739,277.78
UNOBLIGATED BALANCE					-0-	-----	-----	-----	-----	-0-
SUBTOTAL		11		0050						
CONTRIBUTION TO INTER-AMERICAN DEVELOPMENT BANK, FUNDS APPROPRIATED TO THE PRESIDENT										
FUND RESOURCES										
UNDISBURSED FUNDS	NO YEAR	11		0072	4,186,797,800.48	76,330,000.00	-----	119,252,843.00	-----	4,143,874,957.48
FUND EQUITIES					-3,797,780,263.48	-----	-----	-----	-1,341.00	-3,797,778,922.48
UNOBLIGATED BALANCE					-389,017,537.00	-----	-----	-----	-42,921,502.00	-346,096,035.00
ACCOUNTS PAYABLE					-0-	76,330,000.00	-----	119,252,843.00	-42,922,843.00	-0-
SUBTOTAL		11		0072						
CONTRIBUTION TO INTERNATIONAL DEVELOPMENT ASSOCIATION, FUNDS APPROPRIATED TO THE PRESIDENT										
FUND RESOURCES										
UNDISBURSED FUNDS	NO YEAR	11		0073	3,503,877,640.00	1,024,332,000.00	-----	878,731,000.00	-----	3,649,478,640.00
FUND EQUITIES					260.00	-----	-----	-----	-----	260.00
UNOBLIGATED BALANCE					-3,503,877,900.00	-----	-----	-----	145,601,000.00	-3,649,478,900.00
ACCOUNTS PAYABLE					-0-	1,024,332,000.00	-----	878,731,000.00	145,601,000.00	-0-
SUBTOTAL		11		0073						
CONTRIBUTION TO ASIAN DEVELOPMENT BANK, FUNDS APPROPRIATED TO THE PRESIDENT										
FUND RESOURCES										
UNDISBURSED FUNDS	NO YEAR	11		0076	1,430,677,268.50	75,526,366.00	-----	136,109,555.00	-----	1,370,094,079.50
FUND EQUITIES					-760,620,833.50	-----	-----	-----	-12,525,164.00	-748,095,669.50
UNOBLIGATED BALANCE					-670,056,435.00	-----	-----	-----	-48,058,025.00	-621,998,410.00
ACCOUNTS PAYABLE					-0-	75,526,366.00	-----	136,109,555.00	-60,582,189.00	-0-
SUBTOTAL		11		0076						

**APPROPRIATION, OUTLAYS, AND BALANCES - Continued**

Appropriation or Fund Account		Account Symbol			Balances beginning of fiscal year	Appropriations and other obligational authority <sup>1</sup>	Transfers borrowings and investments (net) <sup>2</sup>	Outlays (net)	Balances withdrawn and other transactions <sup>3</sup>	Balances end or fiscal year <sup>4</sup>
Title	Period of Availability	Dept Reg	Tr Fm	Account No.						
CONTRIBUTION TO THE INTERNATIONAL BANK FOR RECONSTRUCTION AND DEVELOPMENT, FUNDS APPROPRIATED TO THE PRESIDENT										
FUND RESOURCES:										
UNDISBURSED FUNDS	NO YEAR	11		0077	2,065,398,825.91	57,910,500.00	-30,000,000.00	61,860,964.50	-----	2,031,448,361.41
TRANSFER TO:										
AUTHORITY TO BORROW FROM THE TREASURY					5,715,000,000.00	-----	-----	-----	-----	5,715,000,000.00
FUND EQUITIES:										
UNOBLIGATED BALANCE					-7,693,348,369.41	-----	-----	-----	387.00	-7,693,348,756.41
ACCOUNTS PAYABLE					-87,050,456.50	-----	-----	-----	-33,950,851.50	-53,099,605.00
	SUBTOTAL	11		0077	-0-	57,910,500.00	-30,000,000.00	61,860,964.50	-33,950,464.50	-0-
CONTRIBUTION TO THE INTERNATIONAL FINANCE CORPORATION, FUNDS APPROPRIATED TO THE PRESIDENT										
FUND RESOURCES:										
UNDISBURSED FUNDS	NO YEAR	11		0078	50,264,839.00	35,761,500.00	-----	37,746,000.00	-----	48,280,339.00
FUND EQUITIES:										
UNOBLIGATED BALANCE					-1,839.00	-----	-----	-----	500.00	-2,339.00
ACCOUNTS PAYABLE					-50,263,000.00	-----	-----	-----	-1,985,000.00	-48,278,000.00
	SUBTOTAL	11		0078	-0-	35,761,500.00	-----	37,746,000.00	-1,984,500.00	-0-
CONTRIBUTION TO THE AFRICAN DEVELOPMENT FUND, FUNDS APPROPRIATED TO THE PRESIDENT										
FUND RESOURCES:										
UNDISBURSED FUNDS	NO YEAR	11		0079	415,822,945.71	135,000,000.00	-----	102,360,495.00	-----	448,462,450.71
FUND EQUITIES:										
UNOBLIGATED BALANCE					179.00	-----	-----	-----	-----	179.00
ACCOUNTS PAYABLE					-415,823,124.71	-----	-----	-----	32,639,505.00	-448,462,629.71
	SUBTOTAL	11		0079	-0-	135,000,000.00	-----	102,360,495.00	32,639,505.00	-0-
CONTRIBUTION TO THE AFRICAN DEVELOPMENT BANK, FUNDS APPROPRIATED TO THE PRESIDENT										
FUND RESOURCES:										
UNDISBURSED FUNDS	NO YEAR	11		0082	13,377.00	-----	-----	-----	1,000.00	12,377.00
FUND EQUITIES:										
UNOBLIGATED BALANCE					-13,377.00	-----	-----	-----	-1,000.00	-12,377.00
	SUBTOTAL	11		0082	-0-	-----	-----	-----	-----	-0-
CONTRIBUTION TO THE MULTILATERAL INVESTMENT GUARANTEE AGENCY, FUNDS APPROPRIATED TO THE PRESIDENT										
FUND RESOURCES:										
UNDISBURSED FUNDS	NO YEAR	11		0084	22,201,558.00	-----	-----	-----	-----	22,201,558.00
FUND EQUITIES:										
ACCOUNTS PAYABLE					-22,201,558.00	-----	-----	-----	-----	-22,201,558.00
	SUBTOTAL	11		0084	-0-	-----	-----	-----	-----	-0-
CONTRIBUTION TO THE EUROPEAN BANK FOR RECONSTRUCTION AND DEVELOPMENT, FUNDS APPROPRIATED TO THE PRESIDENT										
FUND RESOURCES:										
UNDISBURSED FUNDS	NO YEAR	11		0088	31,330,288.00	-----	-----	21,323,278.00	-----	10,007,010.00
FUND EQUITIES:										
UNOBLIGATED BALANCE					-7,680.00	-----	-----	-----	-----	-7,680.00
ACCOUNTS PAYABLE					-31,322,608.00	-----	-----	-----	-21,323,278.00	-9,999,330.00
	SUBTOTAL	11		0088	-0-	-----	-----	21,323,278.00	-21,323,278.00	-0-
CONTRIBUTION TO THE ENTERPRISE FOR THE AMERICAS MULTILATERAL INVESTMENT FUND, FUNDS APPROPRIATED TO THE PRESIDENT										
FUND RESOURCES:										
UNDISBURSED FUNDS	NO YEAR	11		0089	90,000,000.00	75,000,000.00	-----	2,472,459.00	-----	162,527,541.00
FUND EQUITIES:										
ACCOUNTS PAYABLE					-90,000,000.00	-----	-----	-----	72,527,541.00	-162,527,541.00
	SUBTOTAL	11		0089	-0-	75,000,000.00	-----	2,472,459.00	72,527,541.00	-0-

**APPROPRIATION, OUTLAYS, AND BALANCES - Continued**

Appropriation or Fund Account Title	Period of Availability	Account Symbol		Balances beginning of fiscal year	Appropriations and other obligational authority <sup>1</sup>	Transfers borrowings and investments (net) <sup>2</sup>	Outlays (net)	Balances withdrawn and other transactions <sup>3</sup>	Balances end or fiscal year <sup>4</sup>
		Dept Reg	Tr Fm						
<b>INTERNATIONAL DEVELOPMENT ASSISTANCE-CONTINUED</b>									
<b>MULTILATERAL ASSISTANCE-CONTINUED</b>									
<b>GENERAL FUND ACCOUNTS-CONTINUED</b>									
INTERNATIONAL ORGANIZATIONS AND PROGRAMS, ECONOMIC ASSISTANCE, EXECUTIVE FUND RESOURCES UNDISBURSED FUNDS	1994 1992 1989	11		1005		\$362,628,000.00 -362,628,000.00	\$122.47 -122.47		\$122.47 405.00
TRANSFER TO DEPARTMENT OF STATE	1994 1993 1992 1991 1990 1989 NO YEAR	19	11	1005		362,357,000.00	253,498,050.82 32,719,770.87 16,406,924.04 10,343,805.74 -10,717,709.83 5,980,435.98 -906.16		108,858,949.18 18,613,202.13 734,923.86 4,905,999.12 20,018,902.09 -2,305.70
AGENCY FOR INTERNATIONAL DEVELOPMENT	1994 1993-94 1992 1991 1990 1989	72	11	1005		271,000.00	26.57		270,973.43 10,000,000.00 18,091,000.00 30,000,000.00 34,437,956.00
DEPARTMENT OF ENERGY	1992 1990	89	11	1005		-45,600.00	2,454,400.00 -29,900.00 -58,500.00		1,147,300.00 58,500.00 10,852,612.17
ACCOUNTS RECEIVABLE FUND EQUITIES: UNOBLIGATED BALANCE ACCOUNTS PAYABLE UNDELIVERED ORDERS								-7,757,634.26	-816,138.26 -16,257,066.28 -240,915,090.27
<b>SUBTOTAL</b>		11		1005		362,628,000.00	310,596,520.50	52,031,479.50	-0-
<b>TOTAL, MULTILATERAL ASSISTANCE</b>						1,842,488,366.00	-30,000,000.00	142,035,251.00	-0-
<b>AGENCY FOR INTERNATIONAL DEVELOPMENT</b>									
<b>GENERAL FUND ACCOUNTS</b>									
DEBT RESTRUCTURING, FUNDS APPROPRIATED TO THE PRESIDENT FUND RESOURCES UNDISBURSED FUNDS	1994 NO YEAR	11		0091		99,000,000.00 7,000,000.00		82,852,309.82	16,147,690.18 10,739,553.00
TRANSFER TO: AGENCY FOR INTERNATIONAL DEVELOPMENT	NO YEAR	72	11	0091			-3,134,012.00		
FUND EQUITIES: UNOBLIGATED BALANCE								23,147,690.18	-26,887,243.18
<b>SUBTOTAL</b>		11		0091		106,000,000.00	82,852,309.82	23,147,690.18	-0-
PRIVATE SECTOR LOANS PROGRAM ACCOUNT, AGENCY FOR INTERNATIONAL DEVELOPMENT FUND RESOURCES UNDISBURSED FUNDS	1994 1993 1992-93 1992 NO YEAR	72		0400		1,000,000.00			1,000,000.00 3,778,888.00 2,041,000.00
ACCOUNTS RECEIVABLE FUND EQUITIES: UNOBLIGATED BALANCE ACCOUNTS PAYABLE UNDELIVERED ORDERS									59,939.51 58,041.04 -5,420,252.55 -21,914.11
<b>SUBTOTAL</b>		72		0400		1,000,000.00	580,574.71	419,425.29	-0-

**APPROPRIATION, OUTLAYS, AND BALANCES - Continued**

Appropriation or Fund Account		Account Symbol				Balances beginning of fiscal year	Appropriations and other obligatory authority <sup>1</sup>	Transfers borrowings and investments (net) <sup>2</sup>	Outlays (net)	Balances withdrawn and other transactions <sup>3</sup>	Balances end of fiscal year <sup>4</sup>
Title	Period of Availability	Dept. Reg.	Fm.	Account No.	Sub No.						
HOUSING GUARANTY PROGRAM ACCOUNT, AGENCY FOR INTERNATIONAL DEVELOPMENT FUND RESOURCES.											
UNDISBURSED FUNDS	1994	72		0401		---	24,317,000.00	---	5,366,817.28	---	18,950,182.72
	1993					19,695,704.10	---	---	1,849,937.34	---	17,845,766.76
	1992-93					5,730,000.00	---	---	---	---	5,730,000.00
	1992					8,024,934.39	---	---	3,312,440.32	---	4,712,494.07
						7,471.85	---	---	---	7,471.85	---
ACCOUNTS RECEIVABLE											
FUND EQUITIES:											
UNOBLIGATED BALANCE						-292,372.09	---	---	---	2,369,279.57	-2,661,651.66
ACCOUNTS PAYABLE						-510,024.08	---	---	---	196,768.99	-706,793.07
UNDELIVERED ORDERS						-32,655,714.17	---	---	---	11,214,284.65	-43,869,998.82
						-0-	24,317,000.00	---	10,529,194.94	13,787,805.06	-0-
SUBTOTAL 72 0401											
MULTILATERAL ASSISTANCE INITIATIVE FOR THE PHILIPPINES, FUNDS APPROPRIATED TO THE PRESIDENT FUND RESOURCES.											
UNDISBURSED FUNDS	1990-91	11		1010		---	-10,000,000.00	10,000,000.00	---	---	---
	NO YEAR					-965.43	393,000,000.00	365,018,106.81	2,593,739.99	---	755,423,401.39
TRANSFER TO:											
THE LIBRARY OF CONGRESS	NO YEAR	03	11	1010		7,139,153.04	---	---	4,840,711.43	---	2,298,441.61
TRADE AND DEVELOPMENT PROGRAM	NO YEAR	11	11	1010	6	3,000,000.00	---	---	---	---	3,000,000.00
COMMERCE, GENERAL ADMINISTRATION	NO YEAR	13	11	1010	1	480.30	---	---	---	---	480.30
INTERNATIONAL TRADE COMMISSION											
COMMERCE	NO YEAR	13	11	1010	12	3,470,651.41	---	---	1,181,509.71	---	2,289,141.70
JUSTICE	NO YEAR	15	11	1010	1	106,524.01	---	---	---	---	106,524.01
DEPARTMENTAL MANAGEMENT,											
DEPARTMENT OF LABOR	NO YEAR	16	11	1010		10,206.03	---	---	---	---	10,206.03
DEPARTMENT OF STATE	NO YEAR	19	11	1010		33,103.89	---	3,606,000.00	51,547.78	---	3,587,556.11
TREASURY, OFFICE OF THE SECRETARY	NO YEAR	20	11	1010	1	6,167,535.83	---	---	5,795,518.71	---	372,017.12
FEDERAL TRADE COMMISSION	NO YEAR	29	11	1010		51,139.08	---	---	51,139.08	---	---
UNITED STATES INFORMATION AGENCY	NO YEAR	67	11	1010		128,761.47	---	---	14,883.27	---	113,878.20
ENVIRONMENTAL PROTECTION AGENCY	NO YEAR	68	11	1010		733,892.20	---	---	65,302.34	---	668,589.86
AGENCY FOR INTERNATIONAL DEVELOPMENT	1993-94	72	11	1010		40,000,000.00	---	---	22,752.22	---	39,977,247.78
	1992-93					76,280,606.54	---	---	19,661,659.73	---	56,618,946.81
	1991-92					75,352,656.01	---	---	31,533,411.59	---	43,819,244.42
	1990-91					34,214,260.60	---	-10,000,000.00	7,389,234.84	---	16,825,025.76
	NO YEAR					548,850,123.04	---	-368,624,106.81	180,226,016.23	---	---
						58,430,884.97	---	---	---	-757,141,568.55	815,572,453.52
ACCOUNTS RECEIVABLE											
FUND EQUITIES:											
UNOBLIGATED BALANCE						-204,485,865.95	---	---	---	-91,290,385.15	-113,195,480.80
ACCOUNTS PAYABLE						-62,449,739.97	---	---	---	822,000,837.33	-884,450,577.30
UNDELIVERED ORDERS						-587,033,407.07	---	---	---	156,003,689.45	-743,037,096.52
						-0-	383,000,000.00	---	253,427,426.92	129,572,573.08	-0-
SUBTOTAL 11 1010											
SUB-SAHARAN AFRICA, DEVELOPMENT ASSISTANCE, FUNDS APPROPRIATED TO THE PRESIDENT FUND RESOURCES.											
UNDISBURSED FUNDS	1994-95	11		1014		---	784,000,000.00	-13,100,039.88	---	---	770,899,960.12
	1993-94					3,980,000.00	-4,616,751.03	636,751.03	---	---	---
	1992-93					---	-16,152,549.06	16,152,549.06	---	---	---
	1991-92					---	-11,389,871.16	11,389,871.16	---	---	---
	1990-91					---	-7,634.10	7,634.10	---	---	---
	1990					4,279.32	-3,864,349.43	3,860,070.11	---	---	---
	1989					---	-56,038,684.06	56,108,477.26	---	69,793.20	---
	NO YEAR					55,381,114.84	92,069,838.84	29,992,141.16	---	---	177,443,094.84
TRANSFER TO:											
DEPARTMENT OF COMMERCE,											
INTERNATIONAL TRADE COMMISSION	1992-93	13	11	1014	12	160,000.00	---	---	---	---	160,000.00
DEPARTMENT OF STATE	1993-94	19	11	1014		6,000,000.00	---	---	6,000,000.00	---	---
NATIONAL SCIENCE FOUNDATION	1992-93	49	11	1014		200,000.00	---	---	19,009.09	---	180,990.91
OVERSEAS PRIVATE INVESTMENT CORPORATION	1993-94	71	11	1014		1,000,000.00	---	-740,000.00	173,097.87	---	86,902.13
	1992-93					279,897.28	---	---	-14,872.21	---	294,769.49
	1992					112.57	---	---	---	---	112.57
	1991-92					---	---	---	60	---	60
	NO YEAR					-500.00	---	---	-500.00	---	---

FOOTNOTES AT END OF CHAPTER

APPROPRIATION, OUTLAYS, AND BALANCES - Continued

Appropriation or Fund Account Title	Period of Availability	Account Symbol			Balances beginning of fiscal year	Appropriations and other obligational authority <sup>1</sup>	Transfers borrowings and investments (net) <sup>2</sup>	Outlays (net)	Balances withdrawn and other transactions <sup>3</sup>	Balances end or fiscal year <sup>4</sup>
		Dept Req	Tr Fm	Account No						
<b>INTERNATIONAL DEVELOPMENT ASSISTANCE-CONTINUED</b>										
<b>AGENCY FOR INTERNATIONAL DEVELOPMENT-CONTINUED</b>										
<b>GENERAL FUND ACCOUNTS-CONTINUED</b>										
SUB-SAHARAN AFRICA, DEVELOPMENT ASSISTANCE, FUNDS APPROPRIATED TO THE PRESIDENT-CONTINUED										
FUND RESOURCES-CONTINUED										
UNDISBURSED FUNDS-CONTINUED										
TRANSFER TO-CONTINUED										
AGENCY FOR INTERNATIONAL DEVELOPMENT	1994-95	72	11	1014	-----	-----	\$13,100,039 88	\$13,100,039 88	-----	-----
	1994				-----	-----	-----	104,621.59	-----	-----
	1993-94				\$728,474,198 59	-----	103,248 97	221,478,368 20	-----	-----
	1993				-250,216 56	-----	-----	28,278 82	-----	-----
	1992-93				511,886,393 52	-----	-16,152,549 06	190,708,786 40	-----	-----
	1992				-1,667,270 80	-----	-----	-61,302 39	-----	-----
	1991-92				291,811,222 56	-----	-11,389,871 16	99,839,504 58	-----	-----
	1991				-455,771 31	-----	-----	-116,393 40	-----	-----
	1990-91				4,602,284 50	-----	-7,634 10	925,538 31	-----	-----
	1990				108,630,447 72	-----	-3,860,070 11	41,230,300 85	-----	-----
	1989				83,170,508 90	-----	-56,108,477 26	27,062,031 64	-----	-----
	NO YEAR				68,699,359 72	-----	-29,992,141 16	38,707,218 56	-----	-----
ACCOUNTS RECEIVABLE					108,819,878 05	-----	-----	-----	-\$904,355,762 55	1,013,175,640 60
FUND EQUITIES					-----	-----	-----	-----	21,672,743 95	-85,790,989 82
UNOBLIGATED BALANCE					-64,118,245 87	-----	-----	-----	885,639,762 43	-1,229,094,477 67
ACCOUNTS PAYABLE					-343,454,715 24	-----	-----	-----	141,789,735 78	-1,704,942,713 57
UNDELIVERED ORDERS					-1,563,152,977 79	-----	-----	-----	144,816,272 81	-0-
	SUBTOTAL	11		1014	-0-	\$784,000,000 00	-----	639,183,727 19	-----	-0-
DEVELOPMENT ASSISTANCE, AGENCY FOR INTERNATIONAL DEVELOPMENT, FUNDS APPROPRIATED TO THE PRESIDENT										
FUND RESOURCES										
UNDISBURSED FUNDS										
	1994-95	11		1021	-----	1,203,900,000 00	-87,266,459 54	-----	-----	1,116,633,540 46
	1993				-----	-7,882,596 57	7,882,596 57	-----	-----	-----
	1992-93				-----	-11,791,703 44	11,791,703 44	-----	-----	-----
	1992				-----	-1,403,138 60	1,665,083 60	-----	10261,945 00	-----
	1991				2,046,000 00	-10,354,377 59	10,378,190 59	-----	1023,813 00	2,046,000 00
	1990				75,000 00	-8,051,380 79	8,197,932 79	-----	10221,552 00	-----
	1989				7,596 16	-73,981,409 34	76,460,614 86	-----	102,486,801 68	-----
	NO YEAR				96,976,044 33	25,358,822 33	90,143,972 67	-----	-----	212,478,839 33
TRANSFER TO:										
AGRICULTURE	1990	12	11	1021	43,297 32	-----	-----	1,720 56	-----	41,576 76
COMMERCE, INTERNATIONAL TRADE ADMINISTRATION	1993	13	11	1021	15,074 07	-----	-----	-----	-----	15,074 07
ECONOMIC DEVELOPMENT ADMINISTRATION, COMMERCE	1994-95	13	11	1021	-----	-----	50,000 00	-----	-----	50,000 00
DEPARTMENT OF LABOR, DEPARTMENTAL MANAGEMENT	1991	16	11	1021	547 00	-----	-----	-----	-----	547 00
	1990				162,237 17	-----	-----	-386 25	-----	162,623 42
DEPARTMENT OF STATE	1994-95	19	11	1021	-----	-----	2,850,000 00	-----	-----	2,850,000 00
	1994				-----	-----	-----	3,435 16	-----	-3,435 16
	1993				5,688,643 97	-----	-----	807,059 60	-----	4,881,584 37
	1992-93				2,149,268 05	-----	-----	646,417 04	-----	1,502,851 01
	1991				-232 46	-----	-----	-----	-----	-232 46
	1990				118 96	-----	-----	-----	-----	118 96
TREASURY, OFFICE OF THE SECRETARY	1990	20	11	1021	12,908 65	-----	-----	-----	-----	12,908 65
NATIONAL SCIENCE FOUNDATION	1993	49	11	1021	1,500,000 00	-----	-----	3,409 11	-----	1,496,590 89
	1992-93				1,658,024 52	-----	-----	880,547 11	-----	777,477 41
	1991				736,373 58	-----	-----	553,861 71	-----	182,511 87
	1990				42,663 63	-----	-----	42,580 86	-----	82 77
ENVIRONMENTAL PROTECTION AGENCY	1994-95	68	11	1021	-----	-----	1,000,000 00	-----	-----	1,000,000 00
	1993				1,000,000 00	-----	-----	368,163 39	-----	631,836 61
	1990				26,790 76	-----	-----	-----	-----	26,790 76
OVERSEAS PRIVATE INVESTMENT CORPORATION	1990	71	11	1021	36,748 00	-----	-----	-----	-----	36,748 00
AGENCY FOR INTERNATIONAL DEVELOPMENT	1994-95	72	11	1021	-----	-----	82,843,759 54	82,843,759 54	-----	-----
	1994				-----	-----	-----	199,530 75	-----	-199,530 75
	1993-94				-4,200 10	-----	-----	11,966 72	-----	-16,166 82
	1993				1,241,300,434 11	-----	-7,882,596 57	1,348,449,730 24	-----	-115,031,892 70

**APPROPRIATION, OUTLAYS, AND BALANCES - Continued**

Appropriation or Fund Account		Account Symbol				Balances beginning of fiscal year	Appropriations and other obligational authority <sup>1</sup>	Transfers borrowings and investments (net) <sup>2</sup>	Outlays (net)	Balances withdrawn and other transactions <sup>3</sup>	Balances end or fiscal year <sup>4</sup>
Title	Period of Availability	Dept Reg	Tr Fm	Account No.	Sub No.						
	1992-93					487,814,330.29		241,829,630.80		234,192,996.05	
	1992					-326,083,734.94		-495,547,010.02		167,798,191.48	
	1991					280,523,850.17		124,958,060.60		145,187,598.98	
	1990-91					862,964.95		599,551.67		263,413.28	
	1990					154,512,465.86		71,641,607.49		74,672,925.58	
	1989					114,669,135.95		38,208,521.09			
	NO YEAR					121,362,991.74		61,219,019.07			
HEALTH AND HUMAN SERVICES, NATIONAL INSTITUTES OF HEALTH	1994-95	75	11	1021	8		442,700.00	175,000.00		267,700.00	
	1993					456,000.00				456,000.00	
DEPARTMENT OF ENERGY	1994-95	89	11	1021			80,000.00			80,000.00	
	1992-93					70,000.00		70,000.00			
	1992					-70,000.00		-70,000.00			
	1990					579.01				579.01	
DEPARTMENT OF EDUCATION	1992-93	91	11	1021		7,890.82		1,043.51		6,847.31	
	1991					3,030.00		1,699.23		1,330.77	
ACCOUNTS RECEIVABLE						703,079,140.95			-1,525,985,429.71	2,229,064,570.66	
FUND EQUITIES:									72,976,437.15	-154,951,655.93	
UNOBLIGATED BALANCE						-81,975,218.78			1,357,787,704.19	-1,910,899,025.17	
ACCOUNTS PAYABLE						-553,111,320.98			-239,877,526.29	-2,015,717,916.47	
UNDELIVERED ORDERS						-2,255,595,442.76				-0-	
SUBTOTAL		11		1021		-0-	1,115,794,216.00	30,000,000.00	1,477,898,918.98	-332,104,702.98	
FOOD AND NUTRITION, DEVELOPMENT ASSISTANCE, ECONOMIC ASSISTANCE, EXECUTIVE FUND RESOURCES	NO YEAR	11		1023				3,058,527.09		3,058,527.09	
UNDISBURSED FUNDS											
TRANSFER TO:											
AGENCY FOR INTERNATIONAL DEVELOPMENT	NO YEAR	72	11	1023		3,881,250.92	-3,058,527.09	822,723.83	-3,058,527.09	7,498,527.09	
ACCOUNTS RECEIVABLE						4,440,000.00					
FUND EQUITIES:									793,538.00	-5,093,998.73	
UNOBLIGATED BALANCE						-4,300,460.73			3,058,527.09	-3,058,527.09	
ACCOUNTS PAYABLE						-4,020,790.19			-1,616,261.83	-2,404,528.36	
UNDELIVERED ORDERS						-0-			-822,723.83	-0-	
SUBTOTAL		11		1023		-0-		822,723.83	-822,723.83	-0-	
POPULATION PLANNING AND HEALTH, DEVELOPMENT ASSISTANCE, ECONOMIC ASSISTANCE, EXECUTIVE FUND RESOURCES	NO YEAR	11		1024				274,471.82		274,471.82	
UNDISBURSED FUNDS											
TRANSFER TO:											
AGENCY FOR INTERNATIONAL DEVELOPMENT	NO YEAR	72	11	1024		274,471.82	-274,471.82		-276,471.82	276,471.82	
ACCOUNTS RECEIVABLE											
FUND EQUITIES:									8,017.82	-8,017.82	
UNOBLIGATED BALANCE									274,471.82	-274,471.82	
ACCOUNTS PAYABLE						-274,471.82			-6,017.82	-268,454.00	
UNDELIVERED ORDERS						-0-				-0-	
SUBTOTAL		11		1024		-0-			-6,017.82	-0-	
EDUCATION AND HUMAN RESOURCES DEVELOPMENT, DEVELOPMENT ASSISTANCE, ECONOMIC ASSISTANCE, EXECUTIVE FUND RESOURCES	NO YEAR	11		1025				3,446,557.36		3,446,557.36	
UNDISBURSED FUNDS											
TRANSFER TO:											
AGENCY FOR INTERNATIONAL DEVELOPMENT	NO YEAR	72	11	1025		2,292,963.00	-3,446,557.36	-1,153,594.36	-3,446,557.36	3,583,068.06	
ACCOUNTS RECEIVABLE						136,510.70					
FUND EQUITIES:											
UNOBLIGATED BALANCE						-2,281,528.05			3,446,557.36	-2,281,528.05	
ACCOUNTS PAYABLE						-147,945.65			1,153,594.36	-3,446,557.36	
UNDELIVERED ORDERS						-0-				-1,301,540.01	
SUBTOTAL		11		1025		-0-		-1,153,594.36	1,153,594.36	-0-	
TECHNICAL ASSISTANCE, ENERGY, RESEARCH, RECONSTRUCTION, AND SELECTED DEVELOPMENT PROBLEMS, DEVELOPMENT ASSISTANCE, ECONOMIC ASSISTANCE, EXECUTIVE FUND RESOURCES	NO YEAR	11		1026				7,752.00		7,752.00	
UNDISBURSED FUNDS											
TRANSFER TO:											
AGENCY FOR INTERNATIONAL DEVELOPMENT	NO YEAR	72	11	1026		7,752.00	-7,752.00		-7,752.00	7,752.00	
ACCOUNTS RECEIVABLE											
FUND EQUITIES:									7,752.00	-7,752.00	
UNOBLIGATED BALANCE										-7,752.00	
ACCOUNTS PAYABLE						-7,752.00				-7,752.00	
UNDELIVERED ORDERS						-0-				-0-	
SUBTOTAL		11		1026		-0-				-0-	

FOOTNOTES AT END OF CHAPTER



APPROPRIATION, OUTLAYS, AND BALANCES - Continued

Appropriation or Fund Account Title	Period of Availability	Account Symbol				Balances beginning of fiscal year	Appropriations and other obligational authority <sup>1</sup>	Transfers borrowings and investments (net) <sup>2</sup>	Outlays (net)	Balances withdrawn and other transactions <sup>3</sup>	Balances end or fiscal year <sup>4</sup>
		Dept		Account No	Sub No						
		Reg	Fm								
<b>INTERNATIONAL DEVELOPMENT ASSISTANCE-CONTINUED</b>											
<b>AGENCY FOR INTERNATIONAL DEVELOPMENT-CONTINUED</b>											
<b>GENERAL FUND ACCOUNTS-CONTINUED</b>											
PAYMENT TO THE FOREIGN SERVICE RETIREMENT AND DISABILITY FUND, FUNDS APPROPRIATED TO THE PRESIDENT											
FUND RESOURCES											
UNDISBURSED FUNDS	1994	11		1036	-----	\$44,151,000.00	-\$44,151,000.00	-----	-----	-----	
TRANSFER TO:											
AGENCY FOR INTERNATIONAL DEVELOPMENT	1994	72	11	1036	-----	-----	44,151,000.00	\$44,151,000.00	-----	-----	
	SUBTOTAL	11		1036	-0-	44,151,000.00		44,151,000.00		-0-	
AMERICAN SCHOOLS AND HOSPITALS ABROAD, FUNDS APPROPRIATED TO THE PRESIDENT											
FUND RESOURCES											
UNDISBURSED FUNDS	1989	11		1013	-----	-----	4,458,095.82	-----	\$4,458,095.82	-----	
TRANSFER TO:											
AGENCY FOR INTERNATIONAL DEVELOPMENT	1993	72	11	1013	\$28,490,687.00	-----	-----	9,240,344.05	-----	\$19,250,342.95	
	1992				13,707,460.93	-----	-----	5,870,048.95	-----	7,837,411.98	
	1991				7,635,640.27	-----	-----	1,205,779.32	-----	6,429,860.95	
	1990				6,307,200.58	-----	-----	2,046,971.94	-----	4,260,228.64	
	1989				6,054,828.07	-----	-4,458,095.82	1,596,732.25	-----	-----	
					9,830,078.67	-----	-----	-----	3,595,018.00	6,235,060.67	
ACCOUNTS RECEIVABLE											
FUND EQUITIES:											
UNOBLIGATED BALANCE					-3,729,271.12	-----	-----	-----	2,274,855.29	-6,004,126.41	
ACCOUNTS PAYABLE					-4,668,210.00	-----	-----	-----	-415,781.00	-4,252,429.00	
UNDELIVERED ORDERS					-63,628,414.40	-----	-----	-----	-29,872,064.62	-33,756,349.78	
	SUBTOTAL	11		1013	-0-			19,959,876.51	-19,959,876.51	-0-	
INTERNATIONAL DISASTER ASSISTANCE, FUNDS APPROPRIATED TO THE PRESIDENT											
FUND RESOURCES:											
UNDISBURSED FUNDS	1989	11		1035	-----	-----	214,497.19	-----	214,497.19	-----	
TRANSFER TO:											
STATE	NO YEAR				-----	165,985,000.00	406,963.60	-----	-----	166,391,963.60	
AGENCY FOR INTERNATIONAL DEVELOPMENT	NO YEAR	19	11	1035	-717.92	-----	-----	642.14	-----	5-1,360.06	
	1993-94	72	11	1035	-----	-----	-----	108,780.95	-----	5-108,780.95	
	1993				3,948.68	-----	-----	3,948.68	-----	-----	
	1992-93				1,409,104.16	-----	-----	1,501,171.71	-----	5-92,067.55	
	1992				301,619.32	-----	-----	-4,388.93	-----	306,008.25	
	1991				-68,227.86	-----	-----	-75,000.00	-----	6,772.14	
	1990-91				557,078.44	-----	-----	465,283.00	-----	91,795.44	
	1990				844,926.77	-----	-----	21,696.91	-----	823,229.86	
	1989				190,731.72	-----	-214,497.19	-23,765.47	-----	-----	
	NO YEAR				88,472,814.20	-----	-406,963.60	88,065,850.60	-----	-----	
ACCOUNTS RECEIVABLE					19,051,935.39	-----	-----	-----	-169,410,130.88	188,462,066.27	
FUND EQUITIES:											
UNOBLIGATED BALANCE					-16,042,354.86	-----	-----	-----	16,495,508.32	-32,537,863.18	
ACCOUNTS PAYABLE					-16,345,894.30	-----	-----	-----	176,778,885.94	-193,124,780.24	
UNDELIVERED ORDERS					-78,374,963.74	-----	-----	-----	51,842,019.84	-130,216,983.58	
	SUBTOTAL	11		1035	-0-	165,985,000.00		90,064,219.59	75,920,780.41	-0-	
SUB-SAHARAN AFRICA DISASTER ASSISTANCE, FUNDS APPROPRIATED TO THE PRESIDENT											
FUND RESOURCES:											
UNDISBURSED FUNDS	NO YEAR	11		1040	-----	-----	24,269,224.16	-----	-----	24,269,224.16	
TRANSFER TO:											
AGENCY FOR INTERNATIONAL DEVELOPMENT	NO YEAR	72	11	1040	56,240,587.74	-----	-24,269,224.16	31,971,363.58	-----	-----	
ACCOUNTS RECEIVABLE					13,763,506.41	-----	-----	-----	-18,927,368.88	32,690,875.29	
FUND EQUITIES:											
UNOBLIGATED BALANCE					-1,064,319.51	-----	-----	-----	-901,172.49	-163,147.02	
ACCOUNTS PAYABLE					-17,048,741.92	-----	-----	-----	16,351,080.44	-33,399,822.36	
UNDELIVERED ORDERS					-51,891,032.72	-----	-----	-----	-28,493,902.65	-23,397,130.07	
	SUBTOTAL	11		1040	-0-			31,971,363.58	-31,971,363.58	-0-	

**APPROPRIATION, OUTLAYS, AND BALANCES - Continued**

Appropriation or Fund Account		Account Symbol				Balances beginning of fiscal year	Appropriations and other obligational authority <sup>1</sup>	Transfers borrowings and investments (net) <sup>2</sup>	Outlays (net)	Balances withdrawn and other transactions <sup>3</sup>	Balances end or fiscal year <sup>4</sup>
Title	Period of Availability	Reg	Dept Tr Fm	Account No.	Sub No.						
OPERATING EXPENSES OF THE AGENCY FOR INTERNATIONAL DEVELOPMENT, FUNDS APPROPRIATED TO THE PRESIDENT FUND RESOURCES:											
UNDISBURSED FUNDS	1994	11		1000		-----	<sup>12</sup> 515,696,865 00	-515,696,865 00	-----	-----	-----
	1992					-----	-4,517,641 06	4,517,641 06	-----	-----	-----
	1991					2,780,000 00	-4,133,002 81	4,133,002 81	-----	-----	2,780,000 00
	1990					-----	-----	637,000 00	-----	<sup>13</sup> 637,000 00	-----
	1989					-----	-----	12,113,614 44	-----	<sup>14</sup> 12,113,614 44	-----
	NO YEAR					-----	11,650,643 87	-752,198 01	-----	-----	10,898,445 86
TRANSFER TO DEPARTMENT OF STATE											
	1994	19	11	1000		-----	-----	1,500,000 00	104,850 68	-----	1,395,149 32
	1993					1,342,725 82	-----	-----	1,077,639 60	-----	265,086 22
	1992					253,086 19	-----	-----	224,328 95	-----	28,757 24
	1991					7,015 92	-----	-----	23,735 15	-----	<sup>5</sup> -16,719 23
	1990					55,944 47	-----	-----	-----	-----	55,944 47
	1989					34,751 35	-----	-34,751 35	-----	-----	-----
AGENCY FOR INTERNATIONAL DEVELOPMENT											
	1994	72	11	1000		-----	-----	514,196,865 00	378,181,813 29	-----	136,015,051 71
	1993					135,381,794 28	-----	-----	112,603,583 14	-----	22,778,211 14
	1992					28,887,218 49	-----	-4,517,641 06	14,425,550 29	-----	9,944,027 14
	1991					10,679,982 95	-----	-4,133,002 81	720,379 17	-----	5,826,600 97
	1990					8,307,179 47	-----	-637,000 00	-4,166,131 21	-----	11,836,310 68
	1989-90					1,725,309 29	-----	-----	796,863 11	-----	928,446 18
	1989					15,830,486 33	-----	-12,078,863 09	3,751,623 24	-----	-----
	NO YEAR					1,826,440 90	-----	752,198 01	2,578,638 91	-----	-----
						7,215,540 35	-----	-----	-----	-14,689,861 74	21,905,402 09
ACCOUNTS RECEIVABLE FUND EQUITIES											
UNOBLIGATED BALANCE						-32,755,213 10	-----	-----	-----	3,641,419 00	-36,396,632 10
ACCOUNTS PAYABLE						-46,434,411 83	-----	-----	-----	22,498,719 46	-68,933,131 29
UNDELIVERED ORDERS						-135,137,850 88	-----	-----	-----	-15,826,900 48	-119,310,950 40
	SUBTOTAL	11		1000		-0-	518,696,865 00	-----	510,322,874 32	8,373,990 68	-0-
OPERATING EXPENSES OF THE AGENCY FOR INTERNATIONAL DEVELOPMENT, OFFICE OF INSPECTOR GENERAL, FUNDS APPROPRIATED TO THE PRESIDENT FUND RESOURCES:											
UNDISBURSED FUNDS	1994	11		1007		-----	39,118,000 00	-39,118,000 00	-----	-----	-----
	1992					-----	-523,142 21	523,142 21	-----	-----	-----
	1991					-----	-478,079 80	478,079 80	-----	-----	-----
	1989					-----	-----	792,294 70	-----	792,294 70	-----
	NO YEAR					-----	1,001,222 01	184,133 78	-----	-----	1,185,355 79
TRANSFER TO AGENCY FOR INTERNATIONAL DEVELOPMENT											
	1994	72	11	1007		-----	-----	39,118,000 00	28,518,872 30	-----	10,599,127 70
	1993					12,078,619 48	-----	-----	7,984,070 03	-----	4,094,549 45
	1992					3,628,840 57	-----	-523,142 21	1,150,524 03	-----	1,955,174 33
	1991					2,852,631 65	-----	-478,079 80	58,158 69	-----	2,316,393 16
	1990					2,303,050 42	-----	-----	-3,620 74	-----	2,306,671 16
	1989					791,551 60	-----	-792,294 70	-743 10	-----	-----
	NO YEAR					185,527 75	-----	-184,133 78	1,393 97	-----	-----
						1,112,570 69	-----	-----	-----	-440,245 34	1,552,816 03
ACCOUNTS RECEIVABLE FUND EQUITIES											
UNOBLIGATED BALANCE						-4,427,054 21	-----	-----	-----	1,419,410 62	-5,846,464 83
ACCOUNTS PAYABLE						-3,521,229 42	-----	-----	-----	2,320,430 08	-5,841,659 50
UNDELIVERED ORDERS						-15,004,508 53	-----	-----	-----	-2,682,545 24	-12,321,963 29
	SUBTOTAL	11		1007		-0-	39,118,000 00	-----	37,708,655 18	1,409,344 82	-0-
SAHEL DEVELOPMENT PROGRAM, FUNDS APPROPRIATED TO THE PRESIDENT FUND RESOURCES:											
UNDISBURSED FUNDS	NO YEAR	11		1012		-----	-----	17,762,768 41	-----	-----	17,762,768 41
TRANSFER TO AGENCY FOR INTERNATIONAL DEVELOPMENT											
	NO YEAR	72	11	1012		20,775,697 69	-----	-17,762,768 41	3,012,929 28	-----	-----
						601,546 19	-----	-----	-----	-17,281,505 82	17,883,052 01
ACCOUNTS RECEIVABLE FUND EQUITIES											
UNOBLIGATED BALANCE						-8,226,218 40	-----	-----	-----	-6,638,062 55	-1,588,155 85
ACCOUNTS PAYABLE						-2,895,844 79	-----	-----	-----	17,948,869 14	-20,844,713 93
UNDELIVERED ORDERS						-10,255,180 69	-----	-----	-----	2,957,769 95	-13,212,950 64
	SUBTOTAL	11		1012		-0-	-----	-----	3,012,929 28	-3,012,929 28	-0-

APPROPRIATION, OUTLAYS, AND BALANCES - Continued

Appropriation or Fund Account		Account Symbol			Balances beginning of fiscal year	Appropriations and other obligational authority <sup>1</sup>	Transfers borrowings and investments (net) <sup>2</sup>	Outlays (net)	Balances withdrawn and other transactions <sup>3</sup>	Balances end or fiscal year <sup>4</sup>
Title	Period of Availability	Dept. Reg	Fy. Fm	Account No						
<b>INTERNATIONAL DEVELOPMENT ASSISTANCE-CONTINUED</b>										
<b>AGENCY FOR INTERNATIONAL DEVELOPMENT-CONTINUED</b>										
<b>GENERAL FUND ACCOUNTS-CONTINUED</b>										
DISASTER RELIEF ASSISTANCE, EXECUTIVE FUND RESOURCES UNDISBURSED FUNDS TRANSFER TO AGENCY FOR INTERNATIONAL DEVELOPMENT	NO YEAR	11		1031	-----	-----	\$106,165 87	-----	\$106,165 87	-----
ACCOUNTS RECEIVABLE	NO YEAR	72	11	1031	\$108,485 63	-----	-106,165 87	\$2,319 76	96,295 94	-----
FUND EQUITIES UNOBLIGATED BALANCE UNDELIVERED ORDERS					-204,651 91	-----	-----	-----	-204,651 91	-----
					-129 66	-----	-----	-----	-129 66	-----
					-0-	-----	-----	2,319 76	-2,319 76	-0-
<b>SUBTOTAL</b>										
ASSISTANCE FOR THE NEW INDEPENDENT STATES OF THE FORMER SOVIET UNION, FUNDS APPROPRIATED TO THE PRESIDENT FUND RESOURCES UNDISBURSED FUNDS TRANSFER TO LIBRARY OF CONGRESS STATE AGENCY FOR INTERNATIONAL DEVELOPMENT	NO YEAR	11		1093	630,000,000 00	\$1,153,884,773 00	47,926,841 47	-----	-----	\$1,831,811,614 47
ACCOUNTS RECEIVABLE	NO YEAR	03	11	1093	1,000,000 00	-----	1,900,000 00	371,813 33	-----	2,528,186 67
FUND EQUITIES UNOBLIGATED BALANCE UNDELIVERED ORDERS	NO YEAR	19	11	1093	750,000 00	-----	11,394,000 00	293,542 85	-----	11,850,457 15
	NO YEAR	72	11	1093	337,644,986 68	-----	-61,220,841 47	276,424,145 21	-1,795,059,105 51	1,831,288,411 51
ACCOUNTS RECEIVABLE					36,229,306 00	-----	-----	-----	-----	-----
FUND EQUITIES UNOBLIGATED BALANCE UNDELIVERED ORDERS					-641,897,023 88	-----	-----	-----	-333,695,807 40	-308,201,216 48
					-58,678,000 86	-----	-----	-----	1,920,419,136 28	-1,979,097,137 14
					-305,049,267 94	-----	-----	-----	1,085,131,048 24	-1,390,180,316 18
					-0-	-----	-----	277,089,501 39	876,795,271 61	-0-
<b>SUBTOTAL</b>										
<b>PUBLIC ENTERPRISE FUNDS</b>										
PROPERTY MANAGEMENT FUND, AGENCY FOR INTERNATIONAL DEVELOPMENT FUND RESOURCES UNDISBURSED FUNDS TRANSFER TO AGENCY FOR INTERNATIONAL DEVELOPMENT	NO YEAR	72		4175	465,300 38	5,000,000 00	-----	1,965,739 75	-----	3,499,560 63
ACCOUNTS RECEIVABLE					-465,300 38	-----	-----	-----	1,718,147 24	-2,183,447 62
FUND EQUITIES UNOBLIGATED BALANCE UNDELIVERED ORDERS					-----	-----	-----	-----	3,499 59	-3,499 59
					-----	-----	-----	-----	1,312,613 42	-1,312,613 42
					-0-	5,000,000 00	-----	1,965,739 75	3,034,260 25	-0-
<b>SUBTOTAL</b>										
HOUSING AND OTHER CREDIT GUARANTY PROGRAMS, AGENCY FOR INTERNATIONAL DEVELOPMENT FUND RESOURCES UNDISBURSED FUNDS TRANSFER TO AGENCY FOR INTERNATIONAL DEVELOPMENT	NO YEAR	72		4340	6,596,092 96	9,671,647 72	-----	8,956,303 70	-----	7,311,436 98
ACCOUNTS RECEIVABLE					-6,333,857 80	-----	-----	-----	779,757 18	-7,113,614 98
FUND EQUITIES UNOBLIGATED BALANCE UNDELIVERED ORDERS					-262,235 16	-----	-----	-----	-64,413 16	-197,822 00
					-0-	9,671,647 72	-----	8,956,303 70	715,344 02	-0-
<b>SUBTOTAL</b>										
PRIVATE SECTOR REVOLVING FUND, LIQUIDATING ACCOUNT, AGENCY FOR INTERNATIONAL DEVELOPMENT FUND RESOURCES UNDISBURSED FUNDS TRANSFER TO AGENCY FOR INTERNATIONAL DEVELOPMENT	NO YEAR	72		4341	7,468,916 29	-----	-----	-2,063,974 47	\$7,900,000 00	1,632,890 76
ACCOUNTS RECEIVABLE					-350,166 29	-----	-----	-----	-217,275 53	-132,890 76
FUND EQUITIES UNOBLIGATED BALANCE UNDELIVERED ORDERS					-7,118,750 00	-----	-----	-----	-5,618,750 00	-1,500,000 00
					-0-	-----	-----	-2,063,974 47	2,063,974 47	-0-
<b>SUBTOTAL</b>										
<b>INTRAGOVERNMENTAL FUNDS</b>										
ACQUISITION OF PROPERTY REVOLVING FUND, AGENCY FOR INTERNATIONAL DEVELOPMENT FUND RESOURCES UNDISBURSED FUNDS TRANSFER TO AGENCY FOR INTERNATIONAL DEVELOPMENT	NO YEAR	72		4590	6,585,149 46	-5,000,000 00	-----	-180,054 79	-----	1,765,204 25
ACCOUNTS RECEIVABLE					-6,497,646 07	-----	-----	-----	-4,770,468 49	-1,727,177 58
FUND EQUITIES UNOBLIGATED BALANCE UNDELIVERED ORDERS					-7,158 69	-----	-----	-----	9,409 65	-16,568 34
					-80,344 70	-----	-----	-----	-58,886 37	-21,458 33
					-0-	-5,000,000 00	-----	-180,054 79	-4,819,945 21	-0-
<b>SUBTOTAL</b>										

**APPROPRIATION, OUTLAYS, AND BALANCES - Continued**

Appropriation or Fund Account		Account Symbol			Balances beginning of fiscal year	Appropriations and other obligational authority <sup>1</sup>	Transfers borrowings and investments (net) <sup>2</sup>	Outlays (net)	Balances withdrawn and other transactions <sup>3</sup>	Balances end of fiscal year <sup>4</sup>
Title	Period of Availability	Dept. Reg	Account No.	Sub No.						
<b>TRUST FUND ACCOUNTS</b>										
FOREIGN NATIONAL EMPLOYEES SEPARATION LIABILITY FUND, AGENCY FOR INTERNATIONAL DEVELOPMENT										
FUND RESOURCES:										
UNDISBURSED FUNDS	NO YEAR	72	8342		1,849,142.12	3,153,705.36	-----	497,384.25	-----	4,505,463.23
FUND EQUITIES:										
UNOBLIGATED BALANCE					-314,685.84	-----	-----	-----	-314,685.84	-----
ACCOUNTS PAYABLE					-----	-----	-----	-----	4,505,463.23	-4,505,463.23
UNDELIVERED ORDERS					-1,534,456.28	-----	-----	-----	-1,534,456.28	-----
SUBTOTAL		72	8342		-0-	3,153,705.36	-----	497,384.25	2,656,321.11	-0-
TECHNICAL ASSISTANCE, UNITED STATES DOLLARS ADVANCED FROM FOREIGN GOVERNMENTS, AGENCY FOR INTERNATIONAL DEVELOPMENT										
FUND RESOURCES:										
UNDISBURSED FUNDS	NO YEAR	72	8502		16,847,785.02	1,183,054.16	-----	11,432,486.67	-----	6,598,352.51
ACCOUNTS RECEIVABLE					13,839.70	-----	-----	-----	-39,039.71	52,879.41
FUND EQUITIES:										
UNOBLIGATED BALANCE					-4,194,901.64	-----	-----	-----	-1,784,068.95	-2,410,832.69
ACCOUNTS PAYABLE					-344,000.00	-----	-----	-----	892,400.00	-1,236,400.00
UNDELIVERED ORDERS					-12,322,723.08	-----	-----	-----	-9,318,723.85	-3,003,999.23
SUBTOTAL		72	8502		-0-	1,183,054.16	-----	11,432,486.67	-10,249,432.51	-0-
GIFTS AND DONATIONS, AGENCY FOR INTERNATIONAL DEVELOPMENT										
FUND RESOURCES:										
UNDISBURSED FUNDS	NO YEAR	72	8824		14,713.30	1,000.00	-----	-----	-----	15,713.30
FUND EQUITIES:										
UNOBLIGATED BALANCE					-14,650.27	-----	-----	-----	63.03	-14,713.30
ACCOUNTS PAYABLE					-----	-----	-----	-----	1,000.00	-1,000.00
UNDELIVERED ORDERS					-63.03	-----	-----	-----	-63.03	-----
SUBTOTAL		72	8824		-0-	1,000.00	-----	-----	1,000.00	-0-
<b>DEDUCTIONS FOR OFFSETTING RECEIPTS</b>										
PROPRIETARY RECEIPTS FROM THE PUBLIC					-----	-869,059,428.43	-----	-869,059,428.43	-----	-----
INTRABUDGETARY TRANSACTIONS					-----	-3,153,705.36	-----	-3,153,705.36	-----	-----
TOTAL, AGENCY FOR INTERNATIONAL DEVELOPMENT					-----	3,477,743,127.45	30,000,000.00	2,626,818,772.96	880,924,354.49	-----
<b>TRADE AND DEVELOPMENT PROGRAM</b>										
<b>GENERAL FUND ACCOUNTS</b>										
TRADE AND DEVELOPMENT AGENCY, FUNDS APPROPRIATED TO THE PRESIDENT										
FUND RESOURCES:										
UNDISBURSED FUNDS	1994	11	1001		-----	40,000,000.00	-----	8,201,815.45	-----	31,798,184.55
	1993				26,855,745.52	-----	-----	17,044,492.89	-----	9,811,252.63
	1992				11,149,194.67	-----	-----	5,977,498.77	-----	5,171,695.90
	1989				-----	-----	20,855.90	-----	20,855.90	-----
SUBTOTAL	NO YEAR				-437.00	25,000,000.00	3,560,094.37	-----	-----	28,559,657.37
TRANSFER TO AGENCY FOR INTERNATIONAL DEVELOPMENT										
	1994	72	11	1001	-----	-----	-----	53,105.44	-----	53,105.44
	1993				-11,683.94	-----	-----	-----	-----	-11,683.94
	1992				-64,141.69	-----	-----	-----	-----	-64,141.69
	1991				3,244,072.57	-----	-----	1,959,712.90	-----	1,284,359.67
	1990				3,491,371.63	-----	-----	2,675,604.37	-----	815,767.26
	1989				-81,943.23	-----	-20,855.90	-102,799.13	-----	-----
SUBTOTAL	NO YEAR				12,790,745.01	-----	-3,560,094.37	9,230,650.64	-----	-----
ACCOUNTS RECEIVABLE					2,298,405.53	-----	-----	-----	349,432.77	1,948,972.76
FUND EQUITIES:										
UNOBLIGATED BALANCE					-5,343,959.62	-----	-----	-----	9,476,042.97	-14,820,002.59
ACCOUNTS PAYABLE					-76,733.31	-----	-----	-----	29,596.55	-106,329.86
UNDELIVERED ORDERS					-54,250,636.14	-----	-----	-----	10,083,990.48	-64,334,626.62
SUBTOTAL		11	1001		-0-	65,000,000.00	-----	45,040,081.33	19,959,918.67	-0-
TOTAL, TRADE AND DEVELOPMENT PROGRAM					-----	65,000,000.00	-----	45,040,081.33	19,959,918.67	-----

FOOTNOTES AT END OF CHAPTER

APPROPRIATION, OUTLAYS, AND BALANCES - Continued

Appropriation or Fund Account		Account Symbol			Balances beginning of fiscal year	Appropriations and other obligational authority <sup>1</sup>	Transfers borrowings and investments (net) <sup>2</sup>	Outlays (net)	Balances withdrawn and other transactions <sup>3</sup>	Balances end or fiscal year <sup>4</sup>
Title	Period of Availability	Dep't Reg	Fm	Account No						
<b>INTERNATIONAL DEVELOPMENT ASSISTANCE-CONTINUED</b>										
<b>PEACE CORPS</b>										
<b>GENERAL FUND ACCOUNTS</b>										
OPERATING EXPENSES, PEACE CORPS, EXECUTIVE FUND RESOURCES										
UNDISBURSED FUNDS	1994-95	11		0100		\$232,245,000 00		\$49,656,957 31		\$182,588,042 69
	1994						-\$60,000 00	121,395,536 39		121,455,536 39
	1993-94					\$171,247,720 65		142,162,029 35		29,085,691 30
	1993					-121,594,489 04		-101,490,261 65		20,164,227 39
	1992-93					23,206,237 37		21,462,147 88		1,744,089 49
	1992					-20,704,420 10		-20,285,713 58		418,706 52
	1991					5,497,344 03		246,386 52		5,250,957 51
	1990					2,165,272 90		-1,239,821 00		3,405,093 90
	1989					7,447,410 12		1,622,227 72	\$5,905,182 40	
FUNDS HELD OUTSIDE THE TREASURY										
	1993					-60,000 00		60,000 00		60,000 00
	1989					80,000 00		-80,000 00		
ACCOUNTS RECEIVABLE UNFILLED CUSTOMER ORDERS										
						1,835,528 06			100,402 92	1,735,125 14
FUND EQUITIES UNOBLIGATED BALANCE										
						-13,322,281 25			1,131,610 46	14,453,891 71
ACCOUNTS PAYABLE										
						-11,547,382 31			314,648 62	-11,862,030 93
UNDELIVERED ORDERS										
						-48,228,354 15			14,972,446 97	-63,200,801 12
	SUBTOTAL	11		0100		-0-	232,245,000 00	213,529,488 94	18,715,511 06	-0-
<b>TRUST FUND ACCOUNTS</b>										
GIFTS AND CONTRIBUTIONS, PEACE CORPS FUND RESOURCES										
UNDISBURSED FUNDS	NO YEAR	11		8245		1,681,780 94	734,317 02	-309,524 02		2,725,621 98
FUND EQUITIES UNOBLIGATED BALANCE						-1,681,780 94			1,043,841 04	-2,725,621 98
	SUBTOTAL	11		8245		-0-	734,317 02	-309,524 02	1,043,841 04	-0-
ADVANCES FROM FOREIGN GOVERNMENTS, PEACE CORPS FUND RESOURCES:										
UNDISBURSED FUNDS	NO YEAR	11		8246		53,547 71		1,528 13		52,019 58
FUND EQUITIES UNOBLIGATED BALANCE						-53,547 71			-1,528 13	-52,019 58
	SUBTOTAL	11		8246		-0-		1,528 13	-1,528 13	-0-
FOREIGN SERVICE NATIONAL SEPARATION LIABILITY TRUST FUND, PEACE CORPS FUND RESOURCES										
UNDISBURSED FUNDS	NO YEAR	11		8345		728,623 47	185,000 00	258,411 06		655,212 41
FUND EQUITIES UNOBLIGATED BALANCE						-728,623 47			-73,411 06	-655,212 41
	SUBTOTAL	11		8345		-0-	185,000 00	258,411 06	-73,411 06	-0-
<b>DEDUCTIONS FOR OFFSETTING RECEIPTS</b>										
INTRABUDGETARY TRANSACTIONS										
							-625,198 34	-625,198 34		
TOTAL, PEACE CORPS										
							232,539,118 68	212,854,705 77	19,684,412 91	
<b>OVERSEAS PRIVATE INVESTMENT CORPORATION</b>										
<b>GENERAL FUND ACCOUNTS</b>										
OVERSEAS PRIVATE INVESTMENT CORPORATION, PROGRAM ACCOUNT FUND RESOURCES										
UNDISBURSED FUNDS	1994-95	71		0100			28,583,000 00	8,426,720 00		20,156,280 00
	1993-94					9,800,000 00		465,000 00		9,335,000 00
	1992-93					2,530,638 00		1,210,432 50		1,320,205 50
	NO YEAR						56,000,000 00	2,000,000 00		54,000,000 00

**APPROPRIATION, OUTLAYS, AND BALANCES - Continued**

Appropriation or Fund Account Title	Period of Availability	Account Symbol				Balances beginning of fiscal year	Appropriations and other obligational authority <sup>1</sup>	Transfers borrowings and investments (net) <sup>2</sup>	Outlays (net)	Balances withdrawn and other transactions <sup>3</sup>	Balances end or fiscal year <sup>4</sup>
		Dept		Account No.	Sub No.						
		Reg	Fm								
<b>FUND EQUITIES</b>											
UNOBLIGATED BALANCE					-3,657,488.00	-----	-----	-----	19,026,083.00	-22,683,571.00	
ACCOUNTS PAYABLE					-----	-----	-----	-----	62,127,914.50	-62,127,914.50	
UNDELIVERED ORDERS					-8,673,150.00	-----	-----	-----	-8,673,150.00	-----	
<b>SUBTOTAL</b>	71		0100		-0-	84,583,000.00	-----	12,102,152.50	72,480,847.50	-0-	
<b>PUBLIC ENTERPRISE FUNDS</b>											
<b>OVERSEAS PRIVATE INVESTMENT CORPORATION</b>											
<b>FUND RESOURCES:</b>											
UNDISBURSED FUNDS	NO YEAR	71	4030		39,135,427.08	-----	-----	165,181.40	-----	38,970,245.68	
FUNDS HELD OUTSIDE THE TREASURY					3,000.00	-----	-----	-----	-----	3,000.00	
INVESTMENTS IN PUBLIC DEBT SECURITIES					35,000,000.00	-----	-----	-----	-----	35,000,000.00	
ACCOUNTS RECEIVABLE					56,901,837.24	-----	-----	-----	-86,181,615.97	143,083,453.21	
<b>FUND EQUITIES</b>											
UNOBLIGATED BALANCE					-75,419,475.81	-----	-----	-----	83,327,817.13	-158,747,292.94	
ACCOUNTS PAYABLE					-47,928,084.08	-----	-----	-----	-37,497,141.07	-10,430,943.01	
UNDELIVERED ORDERS					-7,692,704.43	-----	-----	-----	40,185,758.51	-47,878,462.94	
<b>SUBTOTAL</b>	71		4030		-0-	-----	-----	165,181.40	-165,181.40	-0-	
<b>OVERSEAS PRIVATE INVESTMENT CORPORATION</b>											
<b>INSURANCE AND EQUITY NON CREDIT ACCOUNT</b>											
<b>FUND RESOURCES:</b>											
UNDISBURSED FUNDS	NO YEAR	71	4184		10,963,286.33	-----	-158,621,791.40	-168,431,599.73	-----	20,773,094.66	
UNREALIZED DISCOUNT ON INVESTMENTS					-18,118,844.09	-----	136,791.40	-----	-----	-17,982,052.69	
INVESTMENTS IN PUBLIC DEBT SECURITIES					1,757,253,000.00	-----	158,485,000.00	-----	-----	1,915,738,000.00	
ACCOUNTS RECEIVABLE					183,429,847.32	-----	-----	-----	181,824,668.77	1,605,178.55	
UNFILLED CUSTOMER ORDERS					423,915.92	-----	-----	-----	423,915.92	-----	
<b>FUND EQUITIES</b>											
UNOBLIGATED BALANCE					-1,832,147,120.10	-----	-----	-----	41,240,535.24	<sup>16</sup> -1,873,387,655.34	
ACCOUNTS PAYABLE					-81,347,945.05	-----	-----	-----	-46,327,609.86	-35,020,335.19	
UNDELIVERED ORDERS					-20,456,140.33	-----	-----	-----	-8,729,910.34	-11,726,229.99	
<b>SUBTOTAL</b>	71		4184		-0-	-----	-----	-168,431,599.73	168,431,599.73	-0-	
<b>TOTAL, OVERSEAS PRIVATE INVESTMENT CORPORATION</b>					-----	84,583,000.00	-----	-156,164,265.83	240,747,265.83	-----	
<b>INTER-AMERICAN FOUNDATION</b>											
<b>PUBLIC ENTERPRISE FUNDS</b>											
<b>INTER-AMERICAN FOUNDATION</b>											
<b>FUND RESOURCES:</b>											
UNDISBURSED FUNDS	NO YEAR	11	4031		37,643,726.95	30,960,000.00	-----	30,369,613.42	-----	38,234,113.53	
FUNDS HELD OUTSIDE THE TREASURY					3,000.00	-----	-----	-----	-----	3,000.00	
ACCOUNTS RECEIVABLE					80,777.05	-----	-----	-----	33,201.78	47,575.27	
<b>FUND EQUITIES</b>											
UNOBLIGATED BALANCE					-12,941,865.66	-----	-----	-----	-1,702,047.52	-11,239,818.14	
ACCOUNTS PAYABLE					-904,212.82	-----	-----	-----	-454,447.75	-449,765.07	
UNDELIVERED ORDERS					-23,881,425.52	-----	-----	-----	2,713,680.07	-26,595,105.59	
<b>SUBTOTAL</b>	11		4031		-0-	30,960,000.00	-----	30,369,613.42	590,386.58	-0-	
<b>TRUST FUND ACCOUNTS</b>											
<b>GIFTS, DONATIONS AND CONTRIBUTIONS,</b>											
<b>INTER-AMERICAN FOUNDATION</b>											
<b>FUND RESOURCES:</b>											
UNDISBURSED FUNDS	NO YEAR	11	8243		138.52	-----	-----	596.00	-----	5457.48	
<b>FUND EQUITIES</b>											
UNOBLIGATED BALANCE					-138.52	-----	-----	-----	-596.00	5457.48	
<b>SUBTOTAL</b>	11		8243		-0-	-----	-----	596.00	-596.00	-0-	
<b>TOTAL, INTER-AMERICAN FOUNDATION</b>					-----	30,960,000.00	-----	30,370,209.42	589,790.58	-----	

APPROPRIATION, OUTLAYS, AND BALANCES - Continued

Appropriation or Fund Account		Account Symbol				Balances beginning of fiscal year	Appropriations and other obligational authority <sup>1</sup>	Transfers borrowings and investments (net) <sup>2</sup>	Outlays (net)	Balances withdrawn and other transactions <sup>3</sup>	Balances end or fiscal year <sup>4</sup>
Title	Period of Availability	Dept. Reg	Fm	Account No	Sub No						
<b>INTERNATIONAL DEVELOPMENT ASSISTANCE-CONTINUED</b>											
<b>AFRICAN DEVELOPMENT FOUNDATION</b>											
<b>GENERAL FUND ACCOUNTS</b>											
AFRICAN DEVELOPMENT FOUNDATION, FUNDS APPROPRIATED TO THE PRESIDENT FUND RESOURCES											
UNDISBURSED FUNDS	1994	11		0700		-----	\$16,905,000.00	-----	\$7,073,413.21	-----	\$9,831,586.79
	1993					\$7,444,399.00	-----	5,245,523.16	-----	-----	2,198,875.84
	1992					3,916,830.11	-----	1,023,574.23	-----	-----	2,893,255.88
	1991					2,198,083.53	-----	383,320.82	-----	-----	1,814,762.71
	1990					1,514,850.17	-----	42,077.42	-----	-----	1,472,772.75
	1989					592,447.74	-----	29,419.86	-----	\$563,027.88	-----
	NO YEAR					85,672.03	-----	-----	-----	-----	85,672.03
ACCOUNTS RECEIVABLE						2,408,398.05	-----	-----	-----	-----	2,408,398.05
FUND EQUITIES							-----	-----	-----	-----	
UNOBLIGATED BALANCE						-1,174,805.07	-----	-----	-----	1,145,701.19	-2,320,506.26
ACCOUNTS PAYABLE						-571,208.28	-----	-----	-----	-380,691.26	-190,517.02
UNDELIVERED ORDERS						-16,414,667.28	-----	-----	-----	1,779,633.49	-18,194,300.77
						-0-	-----	-----	-----	3,107,671.30	-0-
		11		0700		-----	16,905,000.00	-----	13,797,328.70	-----	-----
<b>TRUST FUND ACCOUNTS</b>											
GIFTS AND DONATIONS, AFRICAN DEVELOPMENT FOUNDATION FUND RESOURCES											
UNDISBURSED FUNDS	NO YEAR	11		8239		183.38	1,500.00	-----	-----	-----	1,683.38
FUND EQUITIES							-----	-----	-----	-----	
UNOBLIGATED BALANCE						-183.38	-----	-----	-----	1,500.00	-1,683.38
						-0-	-----	-----	-----	1,500.00	-0-
		11		8239		-----	1,500.00	-----	-----	-----	-----
TOTAL, AFRICAN DEVELOPMENT FOUNDATION						-----	16,906,500.00	-----	13,797,328.70	-----	3,109,171.30
TOTAL, INTERNATIONAL DEVELOPMENT ASSISTANCE						-----	5,750,220,112.13	-----	4,443,169,947.35	-----	1,307,050,164.78
<b>INTERNATIONAL MONETARY PROGRAMS</b>											
<b>GENERAL FUND ACCOUNTS</b>											
UNITED STATES QUOTA, INTERNATIONAL MONETARY FUND, EXECUTIVE FUND RESOURCES											
UNDISBURSED FUNDS	NO YEAR	11		0003		-----	-----	\$32,829,720.31	-----	32,829,720.31	-----
TRANSFER TO:							-----	-----	-----	-----	
TREASURY	NO YEAR	20	11	0003		25,513,912,116.91	-----	-32,829,720.31	-405,564,336.98	-36,478,634.49	25,923,125,368.07
RESERVE POSITION						12,103,396,008.08	-----	-----	-----	34,764,146.01	12,068,631,862.07
ACCOUNTS RECEIVABLE						98,027,113.66	-----	-----	-----	1,714,488.48	96,312,625.18
FUND EQUITIES							-----	-----	-----	-----	
UNOBLIGATED BALANCE						-12,193,078,604.34	-----	-----	-----	-961,314,450.27	<sup>17</sup> -11,231,764,154.07
ACCOUNTS PAYABLE						-25,522,256,634.31	-----	-----	-----	1,334,049,066.94	-26,856,305,701.25
						-0-	-----	-----	-----	405,564,336.98	-0-
		11		0003		-----	-----	-----	-405,564,336.98	-----	-----

**APPROPRIATION, OUTLAYS, AND BALANCES - Continued**

Appropriation or Fund Account		Account Symbol			Balances beginning of fiscal year	Appropriations and other obligational authority <sup>1</sup>	Transfers borrowings and investments (net) <sup>2</sup>	Outlays (net)	Balances withdrawn and other transactions <sup>3</sup>	Balances end or fiscal year <sup>4</sup>
Title	Period of Availability	Dept. Reg	Account No.	Sub No.						
<b>CONTRIBUTION TO THE ENHANCED STRUCTURAL ADJUSTMENT FACILITY OF THE INTERNATIONAL MONETARY FUND, EXECUTIVE FUND RESOURCES:</b>										
UNDISBURSED FUNDS	NO YEAR	11	0005		123,000,000.00	-----	-----	13,000,000.00	-----	110,000,000.00
FUND EQUITIES:										
ACCOUNTS PAYABLE					-123,000,000.00	-----	-----	-----	-13,000,000.00	-110,000,000.00
<b>SUBTOTAL</b>		11	0005		-0-	-----	-----	13,000,000.00	-13,000,000.00	-0-
<b>TOTAL, INTERNATIONAL MONETARY PROGRAMS</b>					-----	-----	-----	-392,564,336.98	392,564,336.98	-----
<b>MILITARY SALES PROGRAMS</b>										
<b>GENERAL FUND ACCOUNTS</b>										
<b>HIGH INTENSITY DRUG TRAFFICKING AREA PROGRAMS, FUNDS APPROPRIATED TO THE PRESIDENT</b>										
FUND RESOURCES:										
UNDISBURSED FUNDS	1994	11	1070		-----	45,340,954.00	-45,340,954.00	-----	-----	-----
TRANSFER TO:										
JUSTICE, OFFICE OF JUSTICE PROGRAMS	1994	15	11	1070	4	-----	45,340,954.00	11,557,994.19	-----	33,782,959.81
ACCOUNTS RECEIVABLE					-----	-----	-----	-----	-3,227,236.18	3,227,236.18
FUND EQUITIES:										
UNOBLIGATED BALANCE					-----	-----	-----	-----	205,000.00	-205,000.00
ACCOUNTS PAYABLE					-----	-----	-----	-----	2,638,767.39	-2,638,767.39
UNDELIVERED ORDERS					-----	-----	-----	-----	34,166,428.60	-34,166,428.60
<b>SUBTOTAL</b>		11	1070		-0-	45,340,954.00	11,557,994.19	33,782,959.81	-----	-0-
<b>OFFICE OF NATIONAL SERVICE, FUNDS APPROPRIATED TO THE PRESIDENT</b>										
FUND RESOURCES:										
UNDISBURSED FUNDS	1994	11	2700		-----	160,000.00	-----	152,441.68	-----	7,558.32
ACCOUNTS RECEIVABLE					-----	-----	-----	-----	-2,540.65	2,540.65
FUND EQUITIES:										
UNOBLIGATED BALANCE					-----	-----	-----	-----	7,558.32	-7,558.32
ACCOUNTS PAYABLE					-----	-----	-----	-----	2,540.65	-2,540.65
<b>SUBTOTAL</b>		11	2700		-0-	160,000.00	152,441.68	7,558.32	-----	-0-
<b>PUBLIC ENTERPRISE FUNDS</b>										
<b>SPECIAL DEFENSE ACQUISITION FUND, FUNDS APPROPRIATED TO THE PRESIDENT</b>										
FUND RESOURCES:										
UNDISBURSED FUNDS	NO YEAR	11	4116		405,185,309.79	-----	7,920,000.00	-275,600,171.76	266,000,000.00	422,705,481.55
TRANSFER TO:										
DEFENSE	NO YEAR	97	11	4116	414,910,366.88	-----	-7,920,000.00	179,287,745.29	-----	227,702,621.59
FUND EQUITIES:										
UNOBLIGATED BALANCE					-447,450,760.83	-----	-----	-----	-48,360,756.33	399,090,004.50
ACCOUNTS PAYABLE					-4,774,174.26	-----	-----	-----	11,337,080.89	-16,111,255.15
UNDELIVERED ORDERS					-367,870,741.58	-----	-----	-----	-132,663,898.09	-235,206,843.49
<b>SUBTOTAL</b>		11	4116		-0-	-----	-96,312,426.47	96,312,426.47	-----	-0-
<b>TRUST FUND ACCOUNTS</b>										
<b>KUWAIT CIVIL RECONSTRUCTION TRUST FUND</b>										
FUND RESOURCES:										
UNDISBURSED FUNDS	NO YEAR	11	8238		3,256,847.54	-----	-----	485,841.88	-----	2,771,005.66
FUND EQUITIES:										
UNOBLIGATED BALANCE					-2,976,734.17	-----	-----	-----	-259,036.52	-2,717,697.65
ACCOUNTS PAYABLE					25,478.58	-----	-----	-----	-13.35	25,491.93
UNDELIVERED ORDERS					-305,591.95	-----	-----	-----	-226,792.01	-78,799.94
<b>SUBTOTAL</b>		11	8238		-0-	-----	485,841.88	-485,841.88	-----	-0-



APPROPRIATION, OUTLAYS, AND BALANCES - Continued

Appropriation or Fund Account		Account Symbol			Balances beginning of fiscal year	Appropriations and other obligational authority <sup>1</sup>	Transfers borrowings and investments (net) <sup>2</sup>	Outlays (net)	Balances withdrawn and other transactions <sup>3</sup>	Balances end or fiscal year <sup>4</sup>
Title	Period of Availability	Dept. Reg	Tr. Fm	Account No						
<b>MILITARY SALES PROGRAMS-CONTINUED</b>										
<b>TRUST FUND ACCOUNTS-CONTINUED</b>										
ADVANCES, FOREIGN MILITARY SALES, EXECUTIVE FUND RESOURCES										
UNDISBURSED FUNDS										
TRANSFER TO										
DEFENSE	NO YEAR	97	11	8242	\$6,594,570,275.71	\$13,035,780,314.83	-----	\$13,220,775,078.49	-----	\$6,409,575,512.05
UNFUNDED CONTRACT AUTHORITY	NO YEAR	11		8242	16,455,608,447.29	12,969,580,075.79	-----	-----	\$13,035,780,314.83	16,389,408,208.25
FUND EQUITIES										
ACCOUNTS PAYABLE					-485,024,206.65	-----	-----	-----	-342,478,713.50	-142,545,493.15
UNDELIVERED ORDERS					-22,565,154,516.35	-----	-----	-----	91,283,710.80	-22,656,438,227.15
	SUBTOTAL	11		8242	-0-	26,005,360,390.62	-----	13,220,775,078.49	12,784,585,312.13	-0-
<b>DEDUCTIONS FOR OFFSETTING RECEIPTS</b>										
PROPRIETARY RECEIPTS FROM THE PUBLIC					-----	-13,035,780,314.83	-----	-13,035,780,314.83	-----	-----
TOTAL, MILITARY SALES PROGRAMS					-----	13,015,081,029.79	-----	100,878,614.94	12,914,202,414.85	-----
<b>SPECIAL ASSISTANCE FOR CENTRAL AMERICA</b>										
<b>GENERAL FUND ACCOUNTS</b>										
CENTRAL AMERICA RECONSTRUCTION ASSISTANCE FUND RESOURCES										
UNDISBURSED FUNDS	1989 NO YEAR	11		1038	-----	-----	\$12,502,447.45 1,002,754.35	-----	12,502,447.45	1,002,754.35
TRANSFER TO										
AGENCY FOR INTERNATIONAL DEVELOPMENT	1989-90 NO YEAR	72	11	1038	9,904,920.85 6,784,750.65 1,190,521.03 6,044,917.94	-----	----- -12,502,447.45 -1,002,754.35	4,829,636.17 -5,717,696.80 187,766.68	-----	5,075,284.68
ACCOUNTS RECEIVABLE									5,012,359.45	1,032,558.49
FUND EQUITIES										
UNOBLIGATED BALANCE					-17,285,662.31	-----	-----	-----	-12,627,420.53	-4,658,241.78
ACCOUNTS PAYABLE					-953,828.50	-----	-----	-----	798,730.52	-1,752,559.02
UNDELIVERED ORDERS					-5,685,619.66	-----	-----	-----	-4,985,822.94	-699,796.72
	SUBTOTAL	11		1038	-0-	-----	-----	-700,293.95	700,293.95	-0-
PROMOTION OF SECURITY AND STABILITY IN CENTRAL AMERICA FUND RESOURCES										
UNDISBURSED FUNDS	NO YEAR	11		1091	130,065.73 362,030.35	-----	-----	526.00	-----	129,539.73
ACCOUNTS RECEIVABLE									362,030.35	-----
FUND EQUITIES										
ACCOUNTS PAYABLE					-492,096.08	-----	-----	-----	-474,082.28	-18,013.80
UNDELIVERED ORDERS					-----	-----	-----	-----	111,525.93	-111,525.93
	SUBTOTAL	11		1091	-0-	-----	-----	526.00	-526.00	-0-
DEMOBILIZATION AND TRANSITION FUND, FUNDS APPROPRIATED TO THE PRESIDENT FUND RESOURCES										
UNDISBURSED FUNDS	NO YEAR	11		1500	9,000,000.00	-----	-----	-----	-----	24,642,806.19
TRANSFER TO										
JUSTICE, JUSTICE MANAGEMENT DIVISION	NO YEAR	15	11	1500	14,050,786.43	-----	-----	3,504,471.62	-----	10,546,314.81
AGENCY FOR INTERNATIONAL DEVELOPMENT	NO YEAR	72	11	1500	64,030,225.70 9,784,656.27	-----	-15,642,806.19	48,387,419.51	-----	-----
ACCOUNTS RECEIVABLE									-30,482,846.49	40,267,502.76

**APPROPRIATION, OUTLAYS, AND BALANCES - Continued**

Appropriation or Fund Account		Account Symbol		Balances beginning of fiscal year	Appropriations and other obligational authority <sup>1</sup>	Transfers borrowings and investments (net) <sup>2</sup>	Outlays (net)	Balances withdrawn and other transactions <sup>3</sup>	Balances end of fiscal year <sup>4</sup>
Title	Period of Availability	Reg	Tr Fm						
FUND EQUITIES								7,906,554.73	-16,906,554.73
UNOBLIGATED BALANCE				-9,000,000.00	-----	-----	-----	13,994,257.03	-31,088,658.59
ACCOUNTS PAYABLE				-17,094,401.56	-----	-----	-----	-43,309,856.40	-27,461,410.44
UNDELIVERED ORDERS				-70,771,266.84	-----	-----	-----	-51,891,891.13	-0-
	SUBTOTAL	11		1500			51,891,891.13		
TOTAL, SPECIAL ASSISTANCE FOR CENTRAL AMERICA							51,192,123.18	-51,192,123.18	-----
TOTAL, FUNDS APPROPRIATED TO THE PRESIDENT						23,318,784,022.11	-297,949,151.83	10,510,526,000.36	12,510,308,869.92
<b>MEMORANDUM</b>									
<b>FINANCING ACCOUNTS</b>									
<b>PUBLIC ENTERPRISE FUNDS</b>									
LOANS GUARANTEES TO ISRAEL FINANCING ACCOUNT, FUNDS APPROPRIATED TO THE PRESIDENT									
FUND RESOURCES									
UNDISBURSED FUNDS	NO YEAR	11		4119			-78,869,522.00	-----	171,825,858.25
FUND EQUITIES								78,869,522.00	-171,825,858.25
UNOBLIGATED BALANCE							-78,869,522.00	78,869,522.00	-0-
	SUBTOTAL	11		4119					
DEBT RESTRUCTURING UNDER THE ENTERPRISE FOR THE AMERICAS, DIRECT LOAN FINANCING ACCOUNT									
FUND RESOURCES									
UNDISBURSED FUNDS	NO YEAR	11		4137		-32,641,523.64	-25,937,961.53	-----	<sup>5</sup> -6,685,118.11
AUTHORITY TO BORROW FROM THE TREASURY								-6,685,118.11	6,685,118.11
ACCOUNTS RECEIVABLE								-----	-----
FUND EQUITIES								-18,444.00	-----
ACCOUNTS PAYABLE								-6,703,562.11	-0-
	SUBTOTAL	11		4137		-32,641,523.64	-25,937,961.53		
PRIVATE SECTOR DIRECT LOAN FINANCING ACCOUNT, AGENCY FOR INTERNATIONAL DEVELOPMENT									
FUND RESOURCES									
UNDISBURSED FUNDS	NO YEAR	72		4342		923,405.69	923,405.69	-----	-----
HOUSING AND OTHER CREDIT GUARANTY PROGRAMS GUARANTEED LOAN FINANCING ACCOUNT									
FUND RESOURCES									
UNDISBURSED FUNDS	NO YEAR	72		4344			-3,914,623.00	-----	8,843,225.50
FUND EQUITIES								1,963,623.00	-6,892,225.50
UNOBLIGATED BALANCE								1,951,000.00	-1,951,000.00
ACCOUNTS PAYABLE								-3,914,623.00	-0-
	SUBTOTAL	72		4344					
PRIVATE SECTOR GUARANTEED LOAN FINANCING ACCOUNT									
FUND RESOURCES									
UNDISBURSED FUNDS	NO YEAR	72		4343			-380,805.33	-----	1,036,538.41
ACCOUNTS RECEIVABLE								7,500.00	-----
FUND EQUITIES								276,305.33	-939,538.41
UNOBLIGATED BALANCE								97,000.00	-97,000.00
ACCOUNTS PAYABLE								380,805.33	-0-
	SUBTOTAL	72		4343			-380,805.33		

**APPROPRIATION, OUTLAYS, AND BALANCES - Continued**

Appropriation or Fund Account Title	Period of Availability	Account Symbol		Balances beginning of fiscal year	Appropriations and other obligational authority <sup>1</sup>	Transfers borrowings and investments (net) <sup>2</sup>	Outlays (net)	Balances withdrawn and other transactions <sup>3</sup>	Balances end or fiscal year <sup>4</sup>
		Dept Reg	Tr Fm						
<b>MEMORANDUM-CONTINUED</b>									
<b>FINANCING ACCOUNTS-CONTINUED</b>									
<b>PUBLIC ENTERPRISE FUNDS-CONTINUED</b>									
OVERSEAS PRIVATE INVESTMENT CORPORATION									
DIRECT LOAN FINANCING ACCOUNT									
FUND RESOURCES:									
UNDISBURSED FUNDS	NO YEAR	71	4074	\$407,765.34	-----	\$7,922,192.00	\$1,893,924.97	-----	\$6,436,032.37
ACCOUNTS RECEIVABLE				3,512,400.58	-----	-----	-----	-\$2,099,755.92	5,612,156.50
FUND EQUITIES									
UNOBLIGATED BALANCE				12,808,698.03	-----	-----	-----	-68,869,658.64	\$81,678,356.67
ACCOUNTS PAYABLE				-4,234,033.80	-----	-----	-----	7,850,065.03	-12,084,098.83
UNDELIVERED ORDERS				-12,494,830.15	-----	-----	-----	69,147,616.56	-81,642,446.71
SUBTOTAL	71	4074		-0-	-----	7,922,192.00	1,893,924.97	6,028,267.03	-0-
OVERSEAS PRIVATE INVESTMENT CORPORATION									
GUARANTEED LOAN FINANCING ACCOUNT									
FUND RESOURCES:									
UNDISBURSED FUNDS	NO YEAR	71	4075	7,054,502.57	-----	-----	-16,685,422.86	-----	23,739,925.43
ACCOUNTS RECEIVABLE				9,495,383.16	-----	-----	-----	-47,019,586.84	56,514,970.00
FUND EQUITIES									
UNOBLIGATED BALANCE				-1,811,020.71	-----	-----	-----	66,715,830.99	-68,526,851.70
ACCOUNTS PAYABLE				-14,150,728.25	-----	-----	-----	-12,858,877.91	-1,291,850.34
UNDELIVERED ORDERS				-588,136.77	-----	-----	-----	9,848,056.62	-10,436,193.39
SUBTOTAL	71	4075		-0-	-----	-----	-16,685,422.86	16,685,422.86	-0-
FOREIGN, MILITARY FINANCING PROGRAM									
ACCOUNT, DEFENSE SECURITY ASSISTANCE									
AGENCY, FUNDS APPROPRIATED TO THE									
PRESIDENT									
FUND RESOURCES:									
UNDISBURSED FUNDS	NO YEAR	11	4122	-----	-----	413,166,973.33	250,277,860.09	-----	162,889,113.24
AUTHORITY TO BORROW FROM THE TREASURY				1,013,152,000.00	\$739,119,283.33	-413,166,973.33	-----	-----	1,339,104,310.00
ACCOUNTS RECEIVABLE				186,848,000.00	-----	-----	-----	172,432,323.93	14,415,676.07
FUND EQUITIES:									
UNOBLIGATED BALANCE				-----	-----	-----	-----	450,677.66	-450,677.66
UNDELIVERED ORDERS				-1,200,000,000.00	-----	-----	-----	315,958,421.65	-1,515,958,421.65
SUBTOTAL	11	4122		-0-	739,119,283.33	-----	250,277,860.09	488,841,423.24	-0-
TOTAL, FINANCING ACCOUNTS				-----	739,119,283.33	-23,795,925.95	127,306,856.03	588,016,501.35	-----

---

---

**APPROPRIATION, OUTLAYS, AND BALANCES—Continued**

---

---

**FOOTNOTES**

---

- 1 The amounts in this column, unless otherwise footnoted, represent appropriations, increases and rescissions in borrowing authority or new contract authority. Appropriation accounts with appropriation transfer activity are presented in Table 1 (Appropriations and Appropriation Transfers) at the end of the chapter.
- 2 The amounts in this column, unless otherwise footnoted, represent transfers-other than appropriation transfers, borrowings (gross), investments (net), unrealized discounts or agent cashier funds.
- 3 The amounts in this column, unless otherwise footnoted, represent obligated balances canceled for fiscal year 1989 pursuant to 31 U.S.C. 1553, changes in unfilled customer orders, accounts receivable, accounts payable, undelivered orders, unobligated balances and adjustments to borrowing and contract authority.
- 4 Unobligated balances for no-year or unexpired multiple year accounts are available for obligation; unobligated balances for expired fiscal year accounts are not available for obligation.
- 5 Subject to disposition by the administrative agency.
- 6 Includes \$3,435,000.00 which is the reappropriation pursuant to 22 USC 2347 and 107 STAT 946, 'Foreign Military Financing Program Grants'.
- 7 Represents unobligated balances withdrawn and subsequently reappropriated in fiscal year 1994. See footnote 6.
- 8 Represents a reappropriation pursuant to Public Law 107 STAT 946, 'Economic Support Fund, Liquidating Account'.
- 9 Represents capital transfer to miscellaneous receipts.
- 10 Represents a reappropriation pursuant to Public Law 107 STAT 946, 'Development Assistance, Agency for International Development'.
- 11 Includes \$905,406.00 which is a reappropriation pursuant to Public Law 107 STAT 946, 'Development Assistance, Agency for International Development'.
- 12 Includes \$1,336,865.00 which is the reappropriation pursuant to 107 STAT 946-47, 'Operating Expenses of the Agency for International Development'.
- 13 Represents unobligated balance withdrawn and subsequently reappropriated in fiscal year 1994. See footnote 12.
- 14 Includes \$699,865.00 which is the unobligated balance withdrawn and subsequently reappropriated in fiscal year 1994. See footnote 12.
- 15 Includes \$142,038,470.30 which is subject to disposition by the administrative agency.
- 16 Includes \$24,368,291.97 which is covered by investments.
- 17 Includes \$836,867,708.00 which is subject to disposition by the administrative agency.
- 18 Includes \$23,615,477.05 which is subject to disposition by the administrative agency.
- 19 Represents new contract authority.

FOOTNOTES

TABLE 1-APPROPRIATIONS AND APPROPRIATION TRANSFERS-FUNDS APPROPRIATED TO THE PRESIDENT

ACCOUNT SYMBOL	NET APPROPRIATIONS AND APPROPRIATION TRANSFERS	APPROPRIATION AMOUNT	NET APPROPRIATION TRANSFERS	ACCOUNTS INVOLVED	AMOUNT FROM OR TO (-)	CITATIONS OF LAW
11X0033	\$29,450,000.00	\$550,000,000.00	-\$520,550,000.00	13X0500	-\$3,000,000.00	108 STAT 14
				13X1450	-11,000,000.00	108 STAT 14
				14X1456	-1,000,000.00	108 STAT 14
				1341456	0.00	108 STAT 14
				13X2050	-109,000,000.00	108 STAT 14
				1342050	0.00	108 STAT 14
				14X0804	-12,300,000.00	108 STAT 14
				1440804	0.00	108 STAT 14
				14X1036	-87,000.00	108 STAT 14
				14X1046	-13,445,000.00	108 STAT 14
				14X1611	-7,600,000.00	108 STAT 14
				1441611	0.00	108 STAT 14
				14X1612	-5,268,000.00	108 STAT 14
				14X1917	-500,000.00	108 STAT 14
				14X5015	-7,200,000.00	108 STAT 14
				14X5020	-8,900,000.00	108 STAT 14
				144/55140	0.00	108 STAT 14
				16X0174	-33,000,000.00	108 STAT 14
				20X0501	-650,000.00	108 STAT 14
				36X0110	-47,500,000.00	108 STAT 14
				47X4542.001	-6,700,000.00	108 STAT 14
				73X0200	-500,000.00	108 STAT 14
				73X1152	-150,000,000.00	108 STAT 14
				75X0142	-6,750,000.00	108 STAT 14
				75X0350	-10,000,000.00	108 STAT 14
				75X0848	-1,000,000.00	108 STAT 14
				75X0943	-4,050,000.00	108 STAT 14
				75X1504	-11,200,000.00	108 STAT 14
				75X1534	-7,000,000.00	108 STAT 14
				75X1536	-1,800,000.00	108 STAT 14
				80X0105	-13,600,000.00	108 STAT 14
				80X0108	-7,200,000.00	108 STAT 14
				86X0108	-1,500,000.00	108 STAT 14
				86X0164	-5,000,000.00	108 STAT 14
				86X0205	-30,000,000.00	108 STAT 14
				95X2720	-3,800,000.00	108 STAT 14
				954/52720	0.00	108 STAT 14
114/50100	232,245,000.00	219,745,000.00	12,500,000.00	11X1093	12,500,000.00	22 USC 2392
11X1000	11,650,643.87	3,000,000.00	8,650,643.87	1111000	4,133,002.81	104 STAT 2005
				1121000	4,517,641.06	105 STAT 968
1111000	-4,133,002.81	0.00	-4,133,002.81	11X1000	-4,133,002.81	104 STAT 2005
1121000	-4,517,641.06	0.00	-4,517,641.06	11X1000	-4,517,641.06	105 STAT 968
1141000	514,360,000.00	501,760,000.00	12,600,000.00	11X1093	12,600,000.00	22 USC 2392
11X1001	25,000,000.00	0.00	25,000,000.00	11X1010	3,000,000.00	22 USC 2392
				11X1093	20,000,000.00	22 USC 2392
				834/50100	2,000,000.00	108 STAT 1623
1141005	362,628,000.00	360,628,000.00	2,000,000.00	113/41037	2,000,000.00	22 USC 2392
11X1007	1,001,222.01	0.00	1,001,222.01	1111007	478,079.80	106 STAT 92
				1121007	523,142.21	106 STAT 92
1111007	-478,079.80	0.00	-478,079.80	11X1007	-478,079.80	106 STAT 92

**APPROPRIATION, OUTLAYS, AND BALANCES—Continued**

**FOOTNOTES**

ACCOUNT SYMBOL	NET APPROPRIATIONS AND APPROPRIATION TRANSFERS	APPROPRIATION AMOUNT	NET APPROPRIATION TRANSFERS	ACCOUNTS INVOLVED	AMOUNT FROM OR TO (-)	CITATIONS OF LAW
1121007	-523,142.21	0.00	-523,142.21	11X1007	-523,142.21	106 STAT 92
11X1010	393,000,000.00	390,000,000.00	3,000,000.00	11X1001	-3,000,000.00	22 USC 2392
				110/11010	10,000,000.00	22 USC 2392
				67X0201	-2,000,000.00	22 USC 2392
				9740100	-2,000,000.00	22 USC 2392
110/11010	-10,000,000.00	0.00	-10,000,000.00	11X1010	-10,000,000.00	22 USC 2392
11X1014	92,069,838.84	0.00	92,069,838.84	1191014	56,038,684.06	102 STAT 2268
				1101014	3,864,349.43	104 STAT 2005
				110/11014	7,634.10	103 STAT 1220
				111/21014	11,389,871.16	105 STAT 968
				112/31014	16,152,549.06	106 STAT 92
				113/41014	4,616,751.03	22 USC 2392
1191014	-56,038,684.06	0.00	-56,038,684.06	11X1014	-56,038,684.06	102 STAT 2268
1101014	-3,864,349.43	0.00	-3,864,349.43	11X1014	-3,864,349.43	104 STAT 2005
110/11014	-7,634.10	0.00	-7,634.10	11X1014	-7,634.10	103 STAT 1220
111/21014	-11,389,871.16	0.00	-11,389,871.16	11X1014	-11,389,871.16	105 STAT 968
112/31014	-16,152,549.06	0.00	-16,152,549.06	11X1021	-16,152,549.06	106 STAT 92
113/41014	-4,616,751.03	0.00	-4,616,751.03	11X1014	-4,616,751.03	22 USC 2392
11X1021	25,358,842.33	-88,105,784.00	113,464,626.33	1191021	73,981,429.34	102 STAT 2268
				1101021	8,051,380.79	103 STAT 1220
				1111021	10,354,377.59	104 STAT 2005
				1121021	1,403,138.60	106 STAT 92
				1131021	7,882,596.57	106 STAT 92
				112/31021	11,791,703.44	105 STAT 968
1191021	-73,981,409.34	0.00	-73,981,409.34	11X1021	-73,981,409.34	102 STAT 2268
1101021	-8,051,380.79	0.00	-8,051,380.79	11X1021	-8,051,380.79	103 STAT 1220
1111021	-10,354,377.59	0.00	-10,354,377.59	11X1021	-10,354,377.59	104 STAT 2005
1121021	-1,403,138.60	0.00	-1,403,138.60	11X1021	-1,403,138.60	106 STAT 92
1131021	-7,882,596.57	0.00	-7,882,596.57	11X1021	-7,882,596.57	106 STAT 92
112/31021	-11,791,703.44	0.00	-11,791,703.44	11X1021	-11,791,703.44	105 STAT 968
1141032	82,435,000.00	75,623,000.00	6,812,000.00	113/41037	2,000,000.00	22 USC 2392
				114/51037	1,000,000.00	22 USC 2392
				1141085	3,812,000.00	107 STAT 946
11X1037	13,302,250.51	-136,858,004.00	150,160,254.51	118/91037	48,394,205.11	101 STAT 1329
				119/01037	34,186,906.22	102 STAT 2268
				110/11037	44,462,875.70	103 STAT 1220
				111/21037	12,624,451.36	104 STAT 2005
				112/31037	8,128,247.12	105 STAT 968
				113/41037	2,363,569.00	22 USC 2392
				113/41037	-424,000.00	22 USC 2261
1131037	-424,000.00	0.00	-424,000.00	11X1037	-48,394,205.11	101 STAT 1329
118/91037	-48,394,205.11	0.00	-48,394,205.11	11X1037	-34,186,906.22	102 STAT 2268
119/01037	-34,186,906.22	0.00	-34,186,906.22	11X1037	-44,462,875.70	103 STAT 1220
110/11037	-44,462,875.70	0.00	-44,462,875.70	11X1037	-12,624,451.36	104 STAT 2005
111/21037	-12,624,451.36	0.00	-12,624,451.36	11X1037	-8,128,247.12	105 STAT 968
112/31037	-8,128,247.12	0.00	-8,128,247.12	1141005	-2,000,000.00	22 USC 2392
113/41037	-130,440,569.00	-124,151,000.00	-6,289,569.00	1141032	-2,000,000.00	22 USC 2392
				11X1037	-2,363,569.00	22 USC 2392
				1131037	424,000.00	22 USC 2261
				1341250	-350,000.00	22 USC 2392
114/51037	2,372,762,000.00	2,364,562,000.00	8,200,000.00	1141032	-1,000,000.00	22 USC 2392
				1141082	4,600,000.00	107 STAT 946

APPROPRIATION, OUTLAYS, AND BALANCES—Continued

FOOTNOTES

ACCOUNT SYMBOL	NET APPROPRIATIONS AND APPROPRIATION TRANSFERS	APPROPRIATION AMOUNT	NET APPROPRIATION TRANSFERS	ACCOUNTS INVOLVED	AMOUNT FROM OR TO (-)	CITATIONS OF LAW
1141070	45,340,954.00	86,000,000.00	-40,659,046.00	1141085 1040920 11X5001 1441036 1540200 1540322 1540324 1541100 1541217 2040173 2040602 2040913 2041000 2041408 6940201	4,600,000.00 -131,230.00 2,750,000.00 -180,000.00 -3,870,635.00 -6,210,069.00 -920,900.00 -13,334,940.00 -4,288,479.00 -143,000.00 -9,997,009.00 -2,874,114.00 -1,327,280.00 -61,070.00 -70,320.00	107 STAT 946 107 STAT 1237 107 STAT 1238 107 STAT 1237 107 STAT 1237 107 STAT 1237 107 STAT 1237 107 STAT 1237 107 STAT 1237 107 STAT 1237 107 STAT 1237 107 STAT 1237 107 STAT 1237 107 STAT 1237 107 STAT 1237
1141081	22,250,000.00	21,250,000.00	1,000,000.00	1141082	1,000,000.00	107 STAT 946
1141082	3,125,557,371.67	3,131,157,371.67	-5,600,000.00	114/51037 1141081	-4,600,000.00 -1,000,000.00	107 STAT 946 107 STAT 946
1141085	38,118,000.00	46,530,000.00	-8,412,000.00	1041032 114/51037	-3,812,000.00 -4,600,000.00	107 STAT 946 107 STAT 946
11X1093	1,153,884,773.00	548,820,000.00	605,064,773.00	114/50100 1141000 11X1001 12X2900 13X0120 13X1250 20X0171 31X0200 67X0201 67X0209 68X0209 71X0100 89X0224 89X0240	-12,500,000.00 -12,600,000.00 -21,000,000.00 -1,000,000.00 -1,500,000.00 -12,900,000.00 -2,935,227.00 -5,500,000.00 -2,335,400.00 -119,664,600.00 -6,000,000.00 -56,000,000.00 -30,000,000.00 -35,000,000.00	22 USC 2392 22 USC 2392 22 USC 2392 22 USC 2392 22 USC 2392 22 USC 2392 22 USC 2392 22 USC 2392 22 USC 2392 22 USC 2392 22 USC 2392 22 USC 2392 22 USC 2392 22 USC 2392
11X1460	0.00	24,500,000.00	-24,500,000.00	11X5001	-24,500,000.00	107 STAT 1238
11X5001	-24,430,000.00	0.00	-24,430,000.00	1141022 1141070 11X1457 11X1460 15X1101 15X5042 2040913 2041000 214/52040 7541362	-1,000,000.00 -2,750,000.00 -33,930,000.00 24,500,000.00 -4,000,000.00 30,000,000.00 -6,000,000.00 -5,000,000.00 -1,250,000.00 -25,000,000.00	107 STAT 1238 107 STAT 1238 107 STAT 1238 107 STAT 1238 107 STAT 1238 105 STAT 788 107 STAT 1238 107 STAT 1238 107 STAT 1238 107 STAT 1238
71X0100	56,000,000.00	0.00	56,000,000.00	11X1093	56,000,000.00	22 USC 2392
714/50100	28,583,000.00	16,583,000.00	12,000,000.00	834/50100 973/40100	12,000,000.00 924,000,000.00	108 STAT 1624 107 STAT 975
72X0400	21,914.11	0.00	21,914.11	7220400	21,914.11	105 STAT 968
7220400	-21,914.11	0.00	-21,914.11	72X0400	-21,914.11	105 STAT 968
72X4175	5,000,000.00	0.00	5,000,000.00	72X4590	5,000,000.00	107 STAT 964
72X4590	-5,000,000.00	0.00	-5,000,000.00	72X4175	-5,000,000.00	107 STAT 964

**APPROPRIATION, OUTLAYS, AND BALANCES—Continued**

**FOOTNOTES**

ACCOUNT SYMBOL	NET APPROPRIATIONS AND APPROPRIATION TRANSFERS	APPROPRIATION AMOUNT	NET APPROPRIATION TRANSFERS	ACCOUNTS INVOLVED	AMOUNT FROM OR TO (—)	CITATIONS OF LAW
TOTALS	\$8,096,719,330.67	\$7,991,043,583.67	\$105,675,747.00		\$105,675,747.00	



APPROPRIATION, OUTLAYS, AND BALANCES - Continued

Appropriation or Fund Account Title	Period of Availability	Account Symbol		Balances beginning of fiscal year	Appropriations and other obligational authority <sup>1</sup>	Transfers borrowings and investments (net) <sup>2</sup>	Outlays (net)	Balances withdrawn and other transactions <sup>3</sup>	Balances end or fiscal year <sup>4</sup>
		Dep't Reg	Tr Fm Account No Sub No						
<b>DEPARTMENT OF AGRICULTURE</b>									
<b>OFFICE OF THE SECRETARY</b>									
<b>GENERAL FUND ACCOUNTS</b>									
COMPILATION OF METHODS USED BY FOREIGN COUNTRIES TO PROTECT THEIR DOMESTIC AGRICULTURE, AGRICULTURE FUND RESOURCES									
UNDISBURSED FUNDS	1990	12	0016	\$13,931.00	---	---	---	---	\$13,931.00
FUND EQUITIES									
UNOBLIGATED BALANCE				-13,931.00	---	---	---	---	-13,931.00
SUBTOTAL		12	0016	-0-					-0-
OFFICE OF THE ASSISTANT SECRETARY FOR SPECIAL SERVICES, AGRICULTURE FUND RESOURCES									
UNDISBURSED FUNDS	1989	12	0114	17,407.94	---	---	---	\$17,407.94	---
FUND EQUITIES									
UNOBLIGATED BALANCE				-17,407.94	---	---	---	-17,407.94	---
SUBTOTAL		12	0114	-0-					-0-
OFFICE OF THE SECRETARY, AGRICULTURE FUND RESOURCES									
UNDISBURSED FUNDS	1994	12	0115	---	\$2,308,000.00	---	\$2,052,568.05	---	255,431.95
	1993			269,048.63	---	---	221,164.42	---	47,884.21
	1992			279,386.61	---	---	8,285.83	---	271,100.78
	1991			38,993.82	---	---	3,361.67	---	35,632.15
	1990			27,298.68	---	---	3,003.92	---	24,294.76
	1989			123,585.63	---	---	759.84	122,825.79	---
ACCOUNTS RECEIVABLE				6,766.29	---	---	---	-5,241.66	12,007.95
FUND EQUITIES									
UNOBLIGATED BALANCE				-512,893.25	---	---	---	-104,398.21	-408,495.04
ACCOUNTS PAYABLE				-149,512.84	---	---	---	14,866.81	-164,379.65
UNDELIVERED ORDERS				-82,673.57	---	---	---	-9,196.46	-73,477.11
SUBTOTAL		12	0115	-0-	2,308,000.00		2,289,143.73	18,856.27	-0-
OFFICE OF THE DEPUTY SECRETARY, AGRICULTURE FUND RESOURCES									
UNDISBURSED FUNDS	1994	12	0116	---	550,000.00	---	447,250.92	---	102,749.08
	1993			103,114.11	---	---	62,081.46	---	41,032.65
	1992			83,455.70	---	---	1.29	---	83,454.41
	1991			137,203.30	---	---	---	---	137,203.30
	1990			10,079.57	---	---	---	---	10,079.57
	1989			14,096.16	---	---	---	14,096.16	---
FUND EQUITIES									
UNOBLIGATED BALANCE				-284,165.25	---	---	---	-4,368.29	-279,796.96
ACCOUNTS PAYABLE				-51,901.53	---	---	---	37,231.97	-89,133.50
UNDELIVERED ORDERS				-11,882.06	---	---	---	-6,293.51	-5,588.55
SUBTOTAL		12	0116	-0-	550,000.00		509,333.67	40,666.33	-0-
OFFICE OF THE ASSISTANT SECRETARY FOR ADMINISTRATION, AGRICULTURE FUND RESOURCES									
UNDISBURSED FUNDS	1994	12	0121	---	1,183,000.00	---	1,189,742.38	---	-6,742.38
	1993			-865,885.27	---	---	-971,804.68	---	105,919.41
	1992			48,019.50	---	---	13,975.64	---	34,043.86
	1991			64,562.48	---	---	---	---	64,562.48
	1990			3,480.99	---	---	---	---	3,480.99
	1989			68,907.55	---	---	---	68,907.55	---
ACCOUNTS RECEIVABLE				1,218,000.00	---	---	---	656,495.00	561,505.00
FUND EQUITIES									
UNOBLIGATED BALANCE				-165,589.82	---	---	---	325,979.95	-491,569.77
ACCOUNTS PAYABLE				-305,959.63	---	---	---	-100,637.78	-205,321.85
UNDELIVERED ORDERS				-65,535.80	---	---	---	341.94	-65,877.74
SUBTOTAL		12	0121	-0-	1,183,000.00		231,913.34	951,086.66	-0-
OFFICE OF THE ASSISTANT SECRETARY FOR CONGRESSIONAL RELATIONS FUND RESOURCES									
UNDISBURSED FUNDS	1994	12	0122	---	1,325,000.00	---	1,188,156.17	---	136,843.83
	1993			367,174.83	---	---	211,314.65	---	155,860.18
	1992			75,090.36	---	---	1,253.87	---	73,836.49
	1991			57,125.92	---	---	---	---	57,125.92
	1990			466,449.76	---	---	---	---	466,449.76
	1989			23,233.03	---	---	---	---	23,233.03
ACCOUNTS RECEIVABLE				118,019.37	---	---	---	---	118,019.37

**APPROPRIATION, OUTLAYS, AND BALANCES - Continued**

Appropriation or Fund Account		Account Symbol				Balances beginning of fiscal year	Appropriations and other obligational authority <sup>1</sup>	Transfers borrowings and investments (net) <sup>2</sup>	Outlays (net)	Balances withdrawn and other transactions <sup>3</sup>	Balances end or fiscal year <sup>4</sup>
Title	Period of Availability	Dept Reg	Tr Fm	Account No	Sub No						
FUND EQUITIES											
UNOBLIGATED BALANCE						-398,481.63				-368,904.50	
ACCOUNTS PAYABLE						-639,036.58				-591,944.70	
UNDELIVERED ORDERS						-69,575.06				-47,286.35	
						-0-				-0-	
							1,325,000.00		1,400,724.69		
OFFICE OF THE ASSISTANT SECRETARY FOR ECONOMICS, AGRICULTURE											
FUND RESOURCES											
UNDISBURSED FUNDS	1994	12		0123			551,000.00		392,246.00	158,754.00	
	1993					175,689.13			28,663.23	147,025.90	
	1992					36,877.70			1.29	36,876.41	
	1991					32,406.89			2,750.00	29,656.89	
	1990					17,085.42				17,085.42	
	1989					52,776.20				52,776.20	
FUND EQUITIES											
UNOBLIGATED BALANCE						-282,910.70				-276,854.61	
ACCOUNTS PAYABLE						-25,740.26				-112,013.40	
UNDELIVERED ORDERS						-6,184.38				-530.61	
						-0-				-0-	
							551,000.00		423,660.52	127,339.48	
OFFICE OF THE ASSISTANT SECRETARY FOR SCIENCE AND EDUCATION, AGRICULTURE											
FUND RESOURCES											
UNDISBURSED FUNDS	1994	12		0124			531,000.00		328,757.84	202,242.16	
	1993					235,476.52			199,203.31	36,273.21	
	1992					89,676.52			1.28	89,675.24	
	1991					34,941.28			225.00	34,716.28	
	1990					-6,900.74			1,531.52	-8,432.26	
	1989					48,191.74				48,191.74	
ACCOUNTS RECEIVABLE						7,120.66				-2,180.00	
FUND EQUITIES											
UNOBLIGATED BALANCE						-200,936.78				-2,671.42	
ACCOUNTS PAYABLE						-176,268.11				-24,525.33	
UNDELIVERED ORDERS						-31,301.09				-17,533.94	
						-0-				1,281.05	
							531,000.00		529,718.95	9,300.66	
OFFICE OF THE ASSISTANT SECRETARY FOR MARKETING AND INSPECTION SERVICES, AGRICULTURE											
FUND RESOURCES											
UNDISBURSED FUNDS	1994	12		0125			617,000.00		422,104.84	194,895.16	
	1993					145,107.08			56,148.86	88,958.22	
	1992					26,498.72			1.29	26,497.43	
	1991					44,508.56				44,508.56	
	1990					23,209.19			95.72	23,113.47	
	1989					69,017.22				69,017.22	
ACCOUNTS RECEIVABLE						208.00				208.00	
FUND EQUITIES											
UNOBLIGATED BALANCE						-259,114.81				-201,898.37	
ACCOUNTS PAYABLE						-39,292.31				-173,587.23	
UNDELIVERED ORDERS						-10,141.65				-2,695.24	
						-0-				-0-	
							617,000.00		478,350.71	138,649.29	
OFFICE OF THE UNDER SECRETARY FOR INTERNATIONAL AFFAIRS AND COMMODITY PROGRAMS, AGRICULTURE											
FUND RESOURCES											
UNDISBURSED FUNDS	1994	12		0126			560,000.00		606,250.05	46,250.05	
	1993					137,018.36			75,742.23	61,276.13	
	1992					56,136.23			1.55	56,134.68	
	1991					48,609.09				48,609.09	
	1990					1,778.42			733.80	1,044.62	
	1989					1,742.17				1,742.17	
ACCOUNTS RECEIVABLE						27,664.57				-53,015.92	
FUND EQUITIES											
UNOBLIGATED BALANCE						-197,261.87				-3,868.36	
ACCOUNTS PAYABLE						-62,989.89				-62,989.89	
UNDELIVERED ORDERS						-12,697.08				-12,332.35	
						-0-				-0-	
							560,000.00		682,727.63	-122,727.63	
OFFICE OF THE UNDER SECRETARY FOR SMALL COMMUNITY AND RURAL DEVELOPMENT, AGRICULTURE											
FUND RESOURCES											
UNDISBURSED FUNDS	1994	12		0127			580,000.00		479,803.26	100,196.74	
	1993					116,697.93			85,511.53	31,186.40	
	1992					32,991.79			1.55	32,990.24	
	1991					-30,530.16				-30,530.16	
	1990					30,141.25				30,141.25	
	1989					69,960.03				69,960.03	
ACCOUNTS RECEIVABLE						30,530.16				-30,530.16	

FOOTNOTES AT END OF CHAPTER

**APPROPRIATION, OUTLAYS, AND BALANCES - Continued**

Appropriation or Fund Account Title	Period of Availability	Account Symbol		Balances beginning of fiscal year	Appropriations and other obligational authority <sup>1</sup>	Transfers borrowings and investments (net) <sup>2</sup>	Outlays (net)	Balances withdrawn and other transactions <sup>3</sup>	Balances end of fiscal year <sup>4</sup>
		Dept Reg	Tr Fm						
<b>OFFICE OF THE SECRETARY-CONTINUED</b>									
<b>GENERAL FUND ACCOUNTS-CONTINUED</b>									
OFFICE OF THE UNDER SECRETARY FOR SMALL COMMUNITY AND RURAL DEVELOPMENT, AGRICULTURE-CONTINUED									
FUND EQUITIES									
UNOBLIGATED BALANCE				-\$169,261.78	-----	-----	-----	-\$62,950.64	-\$106,311.14
ACCOUNTS PAYABLE				-41,550.70	-----	-----	-----	41,247.49	-82,798.19
UNDELIVERED ORDERS				-38,978.52	-----	-----	-----	-33,573.22	-5,405.30
SUBTOTAL	12		0127	-0-	\$580,000.00	-----	\$565,316.34	14,683.66	-0-
OFFICE OF THE ASSISTANT SECRETARY FOR NATURAL RESOURCES AND ENVIRONMENT, AGRICULTURE									
FUND RESOURCES									
UNDISBURSED FUNDS	1994	12	0128	-----	691,000.00	-----	599,342.82	-----	91,657.18
	1993			241,657.64	-----	-----	160,561.68	-----	81,095.96
	1992			66,146.29	-----	-----	1.29	-----	66,145.00
	1991			81,175.56	-----	-----	-----	-----	81,175.56
	1990			93,874.41	-----	-----	-----	-----	93,874.41
	1989			53,049.77	-----	-----	-----	53,049.77	-----
FUND EQUITIES									
UNOBLIGATED BALANCE				-379,754.09	-----	-----	-----	-58,710.87	-321,043.22
ACCOUNTS PAYABLE				-80,129.05	-----	-----	-----	1,420.91	-81,549.96
UNDELIVERED ORDERS				-76,020.53	-----	-----	-----	-64,665.60	-11,354.93
SUBTOTAL	12		0128	-0-	691,000.00	-----	759,905.79	-68,905.79	-0-
OFFICE OF THE ASSISTANT SECRETARY FOR FOOD AND CONSUMER SERVICES, AGRICULTURE									
FUND RESOURCES									
UNDISBURSED FUNDS	1994	12	0129	-----	551,000.00	-----	567,077.79	-----	\$-16,077.79
	1993			74,662.78	-----	-----	58,025.46	-----	16,637.32
	1992			31,581.15	-----	-----	1.29	-----	31,579.86
	1991			44,689.15	-----	-----	-----	-----	44,689.15
	1990			1,924.76	-----	-----	-----	-----	1,924.76
	1989			167,682.44	-----	-----	-----	167,682.44	-----
ACCOUNTS RECEIVABLE									
FUND EQUITIES									
UNOBLIGATED BALANCE				-208,222.79	-----	-----	-----	-105,196.92	-103,025.87
ACCOUNTS PAYABLE				-64,856.85	-----	-----	-----	-64,856.85	-----
UNDELIVERED ORDERS				-47,460.64	-----	-----	-----	-43,066.84	-4,393.80
SUBTOTAL	12		0129	-0-	551,000.00	-----	625,104.54	-74,104.54	-0-
OFFICE OF CONGRESSIONAL AFFAIRS, AGRICULTURE									
FUND RESOURCES:									
UNDISBURSED FUNDS	1990	12	0140	464,211.54	-----	-----	464,211.54	-----	-----
	1989			38,919.86	-----	-----	-----	38,919.86	-----
FUND EQUITIES:									
UNOBLIGATED BALANCE				-38,919.86	-----	-----	-----	-38,919.86	-----
ACCOUNTS PAYABLE				-464,211.54	-----	-----	-----	-464,211.54	-----
SUBTOTAL	12		0140	-0-	-----	-----	464,211.54	-464,211.54	-0-
<b>PUBLIC ENTERPRISE FUNDS</b>									
ALTERNATIVE AGRICULTURAL RESEARCH AND COMMERCIALIZATION REVOLVING FUND									
FUND RESOURCES:									
UNDISBURSED FUNDS	NO YEAR	12	4144	8,878,366.35	9,000,000.00	-----	8,126,021.14	-----	9,752,345.21
FUND EQUITIES:									
UNOBLIGATED BALANCE				-1,630,790.11	-----	-----	-----	1,592,857.52	-3,223,647.63
ACCOUNTS PAYABLE				-470,827.94	-----	-----	-----	-140,228.02	-330,599.92
UNDELIVERED ORDERS				-6,776,748.30	-----	-----	-----	-578,650.64	-6,198,097.66
SUBTOTAL	12		4144	-0-	9,000,000.00	-----	8,126,021.14	873,978.86	-0-
<b>TRUST FUND ACCOUNTS</b>									
GIFTS AND BEQUESTS, DEPARTMENT OF AGRICULTURE									
FUND RESOURCES:									
UNDISBURSED FUNDS	NO YEAR	12	8203	1,026,504.33	974,706.11	-----	938,625.91	-----	1,062,584.53
ACCOUNTS RECEIVABLE				20,600.83	-----	-----	-----	1,705.12	18,895.71

**APPROPRIATION, OUTLAYS, AND BALANCES - Continued**

Appropriation or Fund Account		Account Symbol			Balances beginning of fiscal year	Appropriations and other obligational authority <sup>1</sup>	Transfers borrowings and investments (net) <sup>2</sup>	Outlays (net)	Balances withdrawn and other transactions <sup>3</sup>	Balances end or fiscal year <sup>4</sup>
Title	Period of Availability	Dept. Reg	Tr. Fm	Account No.						
<b>FUND EQUITIES:</b>										
UNOBLIGATED BALANCE						-768,849.62	-	-	83,242.46	-852,092.08
ACCOUNTS PAYABLE						-171,223.44	-	-	-86,552.55	-84,670.89
UNDELIVERED ORDERS						-107,032.10	-	-	37,685.17	-144,717.27
SUBTOTAL		12		8203		-0-	974,706.11	938,625.91	36,080.20	-0-
<b>TOTAL, OFFICE OF THE SECRETARY, AGRICULTURE</b>						-	19,421,706.11	18,024,758.50	1,396,947.61	-
<b>DEPARTMENTAL ADMINISTRATION</b>										
<b>GENERAL FUND ACCOUNTS</b>										
<b>RENTAL PAYMENTS, AGRICULTURE</b>										
<b>FUND RESOURCES</b>										
UNDISBURSED FUNDS	1993	12		0117		3,951,904.24	-	2,882,426.52	-	1,069,477.72
	1992					175,815.48	-	494,199.00	-	318,363.52
	1991					-510,450.65	-	14,089.23	-	524,539.88
	1990					683,919.20	-	4,563.00	-	679,356.20
	1989					-21,230.50	-	-21,230.50	-	-
NO YEAR						-	134,969,408.00	96,006,460.59	-	38,962,947.41
ACCOUNTS RECEIVABLE						958,059.75	-	-	-591,327.62	1,549,387.37
<b>FUND EQUITIES</b>										
UNOBLIGATED BALANCE						-962,114.59	-	-	20,050,698.85	-21,012,813.44
ACCOUNTS PAYABLE						-21,533.24	-	-	1,893,108.29	-1,914,641.53
UNDELIVERED ORDERS						-4,254,369.69	-	-	14,236,420.64	-18,490,790.33
SUBTOTAL		12		0117		-0-	134,969,408.00	99,380,507.84	35,588,900.16	-0-
<b>ADVISORY COMMITTEES, AGRICULTURE</b>										
<b>FUND RESOURCES</b>										
UNDISBURSED FUNDS	1994	12		0118		-	940,000.00	516,265.08	-	423,734.92
	1993					282,948.62	-	95,310.34	-	187,638.28
	1992					331,624.93	-	17,447.23	-	314,177.70
	1991					321,090.45	-	-	-	321,090.45
	1990					498,689.83	-	-	-	498,689.83
	1989					360,772.21	-	-	360,772.21	-
ACCOUNTS RECEIVABLE						7,241.75	-	-	7,241.75	-
<b>FUND EQUITIES</b>										
UNOBLIGATED BALANCE						-1,508,161.93	-	-	-108,191.47	-1,399,970.46
ACCOUNTS PAYABLE						-42,151.85	-	-	19,909.61	-62,061.46
UNDELIVERED ORDERS						-252,054.01	-	-	31,245.25	-283,299.26
SUBTOTAL		12		0118		-0-	940,000.00	629,022.65	310,977.35	-0-
<b>BUILDING OPERATIONS AND MAINTENANCE, AGRICULTURE</b>										
<b>FUND RESOURCES</b>										
UNDISBURSED FUNDS	1993	12		0119		10,728,327.22	-	9,526,495.60	-	1,201,831.62
	1992					943,897.27	-	293,284.98	-	650,612.29
	1991					1,265,595.91	-	-49,984.78	-	1,315,580.69
	1990					-63,855.97	-	13,894.70	-	77,750.67
	1989					445,111.57	-	161,135.89	283,975.68	-
ACCOUNTS RECEIVABLE						2,676,753.91	-	-	2,066,890.14	609,863.77
<b>FUND EQUITIES</b>										
UNOBLIGATED BALANCE						-3,606,592.46	-	-	-2,265,076.36	-1,341,516.10
ACCOUNTS PAYABLE						-2,021,641.61	-	-	-1,781,082.94	-240,558.67
UNDELIVERED ORDERS						-10,367,595.84	-	-	-8,249,532.91	-2,118,062.93
SUBTOTAL		12		0119		-0-	-	9,944,826.39	-9,944,826.39	-0-
<b>DEPARTMENTAL ADMINISTRATION, AGRICULTURE</b>										
<b>FUND RESOURCES</b>										
UNDISBURSED FUNDS	1994	12		0120		-	26,301,000.00	79,196,580.82	-	17,104,419.18
	1993					4,553,642.55	-	3,100,948.55	-	1,452,694.00
	1992					-32,639.66	-	-179,029.36	-	146,389.70
	1991					403,926.10	-	35,619.09	-	368,307.01
	1990					-329,150.08	-	6,472.83	-	335,622.91
	1989					501,600.60	-	19,608.37	481,992.23	-
ACCOUNTS RECEIVABLE						4,802,928.66	-	-	-9,292,109.31	14,095,037.97
<b>FUND EQUITIES</b>										
UNOBLIGATED BALANCE						-2,446,106.25	-	-	-17,015.82	-2,429,090.43
ACCOUNTS PAYABLE						-2,212,825.69	-	-	4,032,949.53	-6,245,775.22
UNDELIVERED ORDERS						-5,241,376.23	-	-	18,914,983.07	-24,156,359.30
SUBTOTAL		12		0120		-0-	26,301,000.00	12,180,200.30	14,120,799.70	-0-

APPROPRIATION, OUTLAYS, AND BALANCES - Continued

Appropriation or Fund Account		Account Symbol			Balances beginning of fiscal year	Appropriations and other obligational authority <sup>1</sup>	Transfers borrowings and investments (net) <sup>2</sup>	Outlays (net)	Balances withdrawn and other transactions <sup>3</sup>	Balances end or fiscal year <sup>4</sup>	
Title	Period of Availability	Dept. Reg	Account No	Sub No							
<b>DEPARTMENTAL ADMINISTRATION-CONTINUED</b>											
<b>GENERAL FUND ACCOUNTS-CONTINUED</b>											
HAZARDOUS WASTE MANAGEMENT, AGRICULTURE											
FUND RESOURCES											
UNDISBURSED FUNDS	NO YEAR	12	0500		\$26,039,461.19	\$15,802,000.00		\$25,164,691.00		\$16,676,770.19	
ACCOUNTS RECEIVABLE					26,804.58				-\$375.77	27,180.35	
FUND EQUITIES											
UNOBLIGATED BALANCE					-1,719,876.30				-1,143,131.50	-576,744.80	
ACCOUNTS PAYABLE					-1,041,862.63				142,300.39	-1,184,163.02	
UNDELIVERED ORDERS					-23,304,526.84				-8,361,484.12	-14,943,042.72	
	SUBTOTAL	12	0500		-0-	15,802,000.00		25,164,691.00	-9,362,691.00	-0-	
OFFICE OF BUDGET AND PROGRAM ANALYSIS, AGRICULTURE											
FUND RESOURCES											
UNDISBURSED FUNDS	1994	12	0503			5,881,000.00		5,027,798.43		853,201.57	
	1993				968,666.12			532,043.95		436,622.17	
	1992				155,714.71			24,672.44		131,042.27	
	1991				167,322.07			2,894.73		164,427.34	
	1990				12,672.92			1,870.58		10,802.34	
ACCOUNTS RECEIVABLE					53.46				-2,300.90	2,354.36	
FUND EQUITIES											
UNOBLIGATED BALANCE					-513,980.40				371,382.97	-885,363.37	
ACCOUNTS PAYABLE					-462,738.52				-11,121.61	-451,616.91	
UNDELIVERED ORDERS					-327,710.36				-66,240.59	-261,469.77	
	SUBTOTAL	12	0503		-0-	5,881,000.00		5,589,280.13	291,719.87	-0-	
<b>INTRAGOVERNMENTAL FUNDS</b>											
WORKING CAPITAL FUND, DEPARTMENT OF AGRICULTURE											
FUND RESOURCES											
UNDISBURSED FUNDS	1994	12	4609					-437.79		437.79	
	1992				-656.89			255.96		-\$912.85	
	1991				625,586.84			-22.00		625,608.84	
	1990				253.63					253.63	
	1989				42,323.49				42,323.49		
ACCOUNTS RECEIVABLE	NO YEAR				30,342,468.50			-1,940,225.36		32,282,693.86	
					40,896,690.77				10,569,021.11	30,327,669.66	
FUND EQUITIES											
UNOBLIGATED BALANCE					-34,245,800.90				-5,372,576.34	-28,873,224.56	
ACCOUNTS PAYABLE					-30,596,333.09				303.24	-30,596,636.33	
UNDELIVERED ORDERS					-7,064,532.35				-3,298,642.31	-3,765,890.04	
	SUBTOTAL	12	4609		-0-			-1,940,429.19	1,940,429.19	-0-	
TOTAL, DEPARTMENTAL ADMINISTRATION								183,893,408.00		150,948,099.12	32,945,308.88
<b>OFFICE OF PUBLIC AFFAIRS</b>											
<b>GENERAL FUND ACCOUNTS</b>											
OFFICE OF PUBLIC AFFAIRS, AGRICULTURE											
FUND RESOURCES											
UNDISBURSED FUNDS	1994	12	0150			8,919,000.00		8,000,994.81		918,005.19	
	1993				1,699,760.63			1,440,208.95		259,551.68	
	1992				-67,046.12			-8,534.07		-\$8,512.05	
	1991				-224,464.73			-334,232.28		109,767.55	
	1990				-460,128.80			-179,794.04		-\$280,334.76	
	1989				-261,001.84			-329,851.70			
ACCOUNTS RECEIVABLE					2,765,395.12				68,849.86	2,619,655.16	
FUND EQUITIES											
UNOBLIGATED BALANCE					-942,848.06				1,107,914.94	-2,050,763.00	
ACCOUNTS PAYABLE					-379,237.55				363,650.42	-742,887.97	
UNDELIVERED ORDERS					-2,130,428.65				-1,355,946.85	-774,481.80	
	SUBTOTAL	12	0150		-0-	8,919,000.00		8,588,791.67	330,208.33	-0-	

**APPROPRIATION, OUTLAYS, AND BALANCES - Continued**

Appropriation or Fund Account		Account Symbol			Balances beginning of fiscal year	Appropriations and other obligational authority <sup>1</sup>	Transfers borrowings and investments (net) <sup>2</sup>	Outlays (net)	Balances withdrawn and other transactions <sup>3</sup>	Balances end or fiscal year <sup>4</sup>
Title	Period of Availability	Dept. Reg	Tr. Fr	Account No.						
<b>INTERGOVERNMENTAL AFFAIRS, AGRICULTURE</b>										
<b>FUND RESOURCES</b>										
UNDISBURSED FUNDS	1994	12		0160	-----	475,000.00	-----	391,651.61	-----	83,348.39
	1993				83,810.69	-----	-----	25,561.70	-----	58,248.99
	1992				6,656.52	-----	-----	2,750.00	-----	3,906.52
	1991				8,804.18	-----	-----	-----	-----	8,804.18
	1990				69,333.41	-----	-----	-----	-----	69,333.41
	1989				60,174.46	-----	-----	-----	60,174.46	-----
ACCOUNTS RECEIVABLE					-----	-----	-----	-----	-127.00	-----
<b>FUND EQUITIES:</b>										
UNOBLIGATED BALANCE					-193,879.81	-----	-----	-----	-16,939.04	-176,940.77
ACCOUNTS PAYABLE					-20,481.86	-----	-----	-----	-3,506.68	-16,975.18
UNDELIVERED ORDERS					-14,417.59	-----	-----	-----	15,434.95	-29,852.54
<b>SUBTOTAL</b>		12		0160	-0-	475,000.00	-----	419,963.31	55,036.69	-0-
<b>TOTAL, OFFICE OF PUBLIC AFFAIRS</b>					-----	9,394,000.00	-----	9,008,754.98	385,245.02	-----
<b>OFFICE OF THE INSPECTOR GENERAL</b>										
<b>GENERAL FUND ACCOUNTS</b>										
<b>OFFICE OF THE INSPECTOR GENERAL, AGRICULTURE</b>										
<b>FUND RESOURCES</b>										
UNDISBURSED FUNDS	1994	12		0900	-----	65,530,000.00	-----	58,992,491.56	-----	6,537,508.44
	1993				5,698,508.03	-----	-----	3,610,424.24	-----	2,088,083.79
	1992				1,414,750.98	-----	-----	-548,314.03	-----	1,963,065.01
	1991				2,229,917.64	-----	-----	922,630.60	-----	1,307,287.04
	1990				-154,077.09	-----	-----	-149,909.22	-----	-4,167.87
	1989				508,220.08	-----	-----	43,029.18	465,190.90	-----
ACCOUNTS RECEIVABLE					2,099,867.54	-----	-----	-----	782,942.11	1,316,925.43
<b>FUND EQUITIES:</b>										
UNOBLIGATED BALANCE					-3,070,270.84	-----	-----	-----	582,965.43	-3,653,236.27
ACCOUNTS PAYABLE					-6,700,855.56	-----	-----	-----	834,936.85	-7,535,792.41
UNDELIVERED ORDERS					-2,026,060.78	-----	-----	-----	-6,387.62	-2,019,673.16
<b>SUBTOTAL</b>		12		0900	-0-	65,530,000.00	-----	62,870,352.33	2,659,647.67	-0-
<b>TOTAL, OFFICE OF THE INSPECTOR GENERAL</b>					-----	65,530,000.00	-----	62,870,352.33	2,659,647.67	-----
<b>OFFICE OF THE GENERAL COUNSEL</b>										
<b>GENERAL FUND ACCOUNTS</b>										
<b>OFFICE OF THE GENERAL COUNSEL, AGRICULTURE</b>										
<b>FUND RESOURCES</b>										
UNDISBURSED FUNDS	1994	12		2300	-----	25,992,000.00	-----	24,749,500.56	-----	1,242,499.44
	1993				1,245,947.02	-----	-----	1,117,384.35	-----	128,562.67
	1992				125,087.28	-----	-----	8,722.19	-----	116,365.09
	1991				22,230.38	-----	-----	10,582.86	-----	11,647.52
	1990				44,693.86	-----	-----	5,325.58	-----	39,368.28
	1989				253,391.92	-----	-----	28,306.44	225,085.48	-----
ACCOUNTS RECEIVABLE					611,203.92	-----	-----	-----	227,913.29	383,290.63
<b>FUND EQUITIES:</b>										
UNOBLIGATED BALANCE					-421,385.92	-----	-----	-----	-233,128.08	-188,257.84
ACCOUNTS PAYABLE					-1,172,428.37	-----	-----	-----	265,130.70	-1,437,559.07
UNDELIVERED ORDERS					-708,740.09	-----	-----	-----	-412,823.37	-295,916.72
<b>SUBTOTAL</b>		12		2300	-0-	25,992,000.00	-----	25,919,821.98	72,178.02	-0-
<b>TOTAL, OFFICE OF THE GENERAL COUNSEL</b>					-----	25,992,000.00	-----	25,919,821.98	72,178.02	-----

FOOTNOTES AT END OF CHAPTER

APPROPRIATION, OUTLAYS, AND BALANCES - Continued

Appropriation or Fund Account		Account Symbol			Balances beginning of fiscal year	Appropriations and other obligational authority <sup>1</sup>	Transfers borrowings and investments (net) <sup>2</sup>	Outlays (net)	Balances withdrawn and other transactions <sup>3</sup>	Balances end or fiscal year <sup>4</sup>
Title	Period of Availability	Dept Reg	Tr Fm	Account No						
<b>ECONOMICS RESEARCH SERVICE</b>										
<b>GENERAL FUND ACCOUNTS</b>										
ECONOMIC RESEARCH SERVICE FUND RESOURCES UNDISBURSED FUNDS	1994	12		1701		\$55,219,000.00		\$52,277,004.42		\$2,941,995.58
	1993					\$5,381,543.79		4,289,082.13		1,092,461.66
	1992					1,170,341.09		721,194.22		449,146.87
	1991					312,287.71		-51,293.01		363,580.72
	1990					329,383.26		104,269.18		225,114.08
	1989					370,864.66		-22,862.68	\$393,727.34	
ACCOUNTS RECEIVABLE						23,137,245.16			700,819.20	22,436,425.96
FUND EQUITIES									2,398.63	-516,774.75
UNOBLIGATED BALANCE						-514,376.12			-7,654.44	-9,375,120.67
ACCOUNTS PAYABLE						-9,382,775.11			-3,187,684.99	-17,616,829.45
UNDELIVERED ORDERS						-20,804,514.44				-0-
SUBTOTAL		12		1701		-0-		55,219,000.00	57,317,394.26	-2,098,394.26
<b>TRUST FUND ACCOUNTS</b>										
MISCELLANEOUS CONTRIBUTED FUNDS, ECONOMIC RESEARCH SERVICE FUND RESOURCES UNDISBURSED FUNDS	NO YEAR	12		8227		77,595.13	482,571.83	414,829.48		145,337.48
ACCOUNTS RECEIVABLE									-10.02	10.02
FUND EQUITIES									35,696.45	-112,644.43
UNOBLIGATED BALANCE						-76,947.98			30,508.30	-30,508.30
ACCOUNTS PAYABLE									1,547.62	-2,194.77
UNDELIVERED ORDERS						-647.15			67,742.35	-0-
SUBTOTAL		12		8227		-0-	482,571.83	414,829.48		-0-
TOTAL, ECONOMIC RESEARCH SERVICE							55,701,571.83	57,732,223.74	-2,030,651.91	
<b>NATIONAL AGRICULTURAL STATISTICS SERVICE</b>										
<b>GENERAL FUND ACCOUNTS</b>										
NATIONAL AGRICULTURAL STATISTICS SERVICE FUND RESOURCES UNDISBURSED FUNDS	1994	12		1801			81,872,540.00	970,202,625.10		11,669,914.90
	1993					8,185,601.44		5,926,141.02		2,259,460.42
	1992					2,036,545.14		786,207.16		1,250,337.98
	1991					1,002,486.54		19,426.06		983,060.48
	1990					494,368.89		-2,543.65		496,912.54
	1989					604,571.17		1,510.95	603,060.22	
ACCOUNTS RECEIVABLE						10,732,590.90			5,241,121.12	5,491,469.78
FUND EQUITIES										
UNOBLIGATED BALANCE						-1,448,849.62			-799,656.23	-649,193.39
ACCOUNTS PAYABLE						-9,524,052.00			1,601,256.67	-11,125,308.67
UNDELIVERED ORDERS						-12,083,262.46			-1,706,608.42	-10,376,654.04
SUBTOTAL		12		1801		-0-	81,872,540.00	76,933,366.64	4,939,173.36	-0-
<b>TRUST FUND ACCOUNTS</b>										
MISCELLANEOUS CONTRIBUTED FUNDS, NATIONAL AGRICULTURAL STATISTICS SERVICE FUND RESOURCES UNDISBURSED FUNDS	NO YEAR	12		8218		134,497.61	275,039.67	376,635.35		32,901.93
FUND EQUITIES										
UNOBLIGATED BALANCE						-40,419.50			-30,388.11	-10,031.39
ACCOUNTS PAYABLE						-90,791.11			-73,653.57	-17,137.54
UNDELIVERED ORDERS						-3,287.00			2,446.00	-5,733.00
SUBTOTAL		12		8218		-0-	275,039.67	376,635.35	-101,595.68	-0-
TOTAL, NATIONAL AGRICULTURAL STATISTICS SERVICE							82,147,579.67	77,310,001.99	4,837,577.68	

**APPROPRIATION, OUTLAYS, AND BALANCES - Continued**

Appropriation or Fund Account Title	Period of Availability	Account Symbol			Balances beginning of fiscal year	Appropriations and other obligational authority <sup>1</sup>	Transfers borrowings and investments (net) <sup>2</sup>	Outlays (net)	Balances withdrawn and other transactions <sup>3</sup>	Balances end or fiscal year <sup>4</sup>
		Dept. Reg	Tr. Fm	Account No.						
<b>WORLD AGRICULTURAL OUTLOOK BOARD</b>										
<b>GENERAL FUND ACCOUNTS</b>										
WORLD AGRICULTURAL OUTLOOK BOARD, AGRICULTURE FUND RESOURCES: UNDISBURSED FUNDS	1994	12		2100	-----	2,566,000.00	-----	102,154,677.45	-----	411,322.55
	1993				455,706.35	-----	-----	398,772.80	-----	56,933.55
	1992				77,013.22	-----	-----	16,083.15	-----	60,930.07
	1991				59,744.10	-----	-----	-411.64	-----	60,155.74
	1990				48,223.50	-----	-----	167.76	-----	48,055.74
	1989				53,202.97	-----	-----	184.32	53,018.65	-----
ACCOUNTS RECEIVABLE					57,507.78	-----	-----	-----	42,206.17	15,301.61
FUND EQUITIES:						-----	-----	-----	85,487.65	-191,655.30
UNOBLIGATED BALANCE					-106,167.65	-----	-----	-----	-18,977.85	-255,435.93
ACCOUNTS PAYABLE					-274,413.78	-----	-----	-----	-165,208.46	-205,608.03
UNDELIVERED ORDERS					-370,816.49	-----	-----	-----	-----	-0-
					-0-	-----	-----	-----	-----	-0-
SUBTOTAL	12			2100	-----	2,566,000.00	-----	2,569,473.84	-3,473.84	-----
TOTAL, WORLD AGRICULTURAL OUTLOOK BOARD					-----	2,566,000.00	-----	2,569,473.84	-3,473.84	-----
<b>AGRICULTURAL RESEARCH SERVICE</b>										
<b>GENERAL FUND ACCOUNTS</b>										
AGRICULTURAL RESEARCH SERVICE FUND RESOURCES: UNDISBURSED FUNDS	1994	12		1400	-----	688,265,771.00	-----	542,807,892.84	-----	145,457,878.16
	1993				127,569,485.12	-----	-----	104,726,112.74	-----	22,839,390.40
	1992				18,193,401.26	-----	-----	12,511,599.19	-----	5,681,802.07
	1991				6,429,809.06	-----	-----	4,559,312.95	-----	1,870,496.11
	1990				2,466,647.91	-----	-----	-1,059,938.20	-----	3,526,586.11
	1989				7,769,091.83	-----	-----	418,585.30	7,350,506.53	-----
NO YEAR					3,057,407.78	-----	-----	787,604.51	-----	2,269,803.27
FUNDS HELD OUTSIDE THE TREASURY					-3,981.98	-----	3,981.98	-----	-----	-----
ACCOUNTS RECEIVABLE					6,007,182.53	-----	-----	-----	-2,717,884.17	8,725,066.70
UNFILLED CUSTOMER ORDERS					6,147,920.44	-----	-----	-----	-2,497,004.60	8,644,925.04
FUND EQUITIES:						-----	-----	-----	-----	-----
UNOBLIGATED BALANCE					-7,041,098.00	-----	-----	-----	1,707,438.76	-8,748,536.76
ACCOUNTS PAYABLE					-27,099,019.61	-----	-----	-----	5,544,683.69	-32,643,703.30
UNDELIVERED ORDERS					-143,496,846.34	-----	-----	-----	14,126,861.46	-157,623,707.80
					-0-	-----	-----	-----	-----	-0-
SUBTOTAL	12			1400	-----	688,265,771.00	-----	664,751,169.33	23,514,601.67	-----
BUILDINGS AND FACILITIES, AGRICULTURAL RESEARCH SERVICE FUND RESOURCES: UNDISBURSED FUNDS	NO YEAR	12		1401	97,587,493.31	32,743,000.00	-----	36,337,548.19	-----	93,992,945.12
ACCOUNTS RECEIVABLE					119,548.98	-----	-----	-----	119,298.98	250.00
FUND EQUITIES:						-----	-----	-----	-----	-----
UNOBLIGATED BALANCE					-56,029,095.82	-----	-----	-----	-1,944,251.23	-54,084,844.59
ACCOUNTS PAYABLE					-1,166,887.51	-----	-----	-----	-252,984.90	-913,902.61
UNDELIVERED ORDERS					-40,511,058.96	-----	-----	-----	-1,516,611.04	-38,994,447.92
					-0-	-----	-----	-----	-----	-0-
SUBTOTAL	12			1401	-----	32,743,000.00	-----	36,337,548.19	-3,594,548.19	-----
<b>TRUST FUND ACCOUNTS</b>										
MISCELLANEOUS CONTRIBUTED FUNDS, AGRICULTURAL RESEARCH SERVICE FUND RESOURCES: UNDISBURSED FUNDS	NO YEAR	12		8214	9,883,555.73	11,259,451.30	-----	10,690,494.99	-----	10,452,512.04
ACCOUNTS RECEIVABLE					766,134.49	-----	-----	-----	715,268.38	50,866.11
FUND EQUITIES:						-----	-----	-----	-----	-----
UNOBLIGATED BALANCE					-7,724,719.08	-----	-----	-----	-193,024.25	-7,531,694.83
ACCOUNTS PAYABLE					-329,458.39	-----	-----	-----	140,195.31	-469,653.70
UNDELIVERED ORDERS					-2,595,512.75	-----	-----	-----	-93,483.13	-2,502,029.62
					-0-	-----	-----	-----	568,956.31	-0-
SUBTOTAL	12			8214	-----	11,259,451.30	-----	10,690,494.99	-----	-----
MISCELLANEOUS CONTRIBUTED FUNDS, AGRICULTURAL COOPERATIVE SERVICE FUND RESOURCES: UNDISBURSED FUNDS	NO YEAR	12		8229	-1,401.26	-----	-----	-331.12	-----	-1,070.14
ACCOUNTS RECEIVABLE					1,401.26	-----	-----	-----	331.12	1,070.14
					-0-	-----	-----	-----	331.12	-0-
SUBTOTAL	12			8229	-----	-----	-----	-331.12	-----	-----
TOTAL, AGRICULTURAL RESEARCH SERVICE					-----	732,268,222.30	-----	711,778,881.39	20,489,340.91	-----



APPROPRIATION, OUTLAYS, AND BALANCES - Continued

Appropriation or Fund Account		Account Symbol				Balances beginning of fiscal year	Appropriations and other obligational authority <sup>1</sup>	Transfers borrowings and investments (net) <sup>2</sup>	Outlays (net)	Balances withdrawn and other transactions <sup>3</sup>	Balances end or fiscal year <sup>4</sup>
Title	Period of Availability	Dept Reg	Trm Fr	Account No	Sub No						
<b>COOPERATIVE STATE RESEARCH SERVICE</b>											
<b>GENERAL FUND ACCOUNTS</b>											
COOPERATIVE STATE RESEARCH SERVICE											\$213,858,390.99
FUND RESOURCES											105,877,405.71
UNDISBURSED FUNDS	1994	12		1500		---	\$429,206,000.00	---	\$215,347,609.01	---	38,501,247.09
	1993					\$209,566,271.39	---	---	103,688,665.68	---	11,563,685.49
	1992					99,872,083.04	---	---	61,370,835.95	---	550,297.52
	1991					31,227,086.64	---	---	19,663,401.15	---	
	1990					5,712,957.08	---	---	5,162,659.56	---	
	1989					4,368,840.29	---	---	1,087,148.02	\$3,281,692.27	
	NO YEAR					35,729,500.27	14,917,000.00	---	12,806,791.34	---	37,839,708.93
ACCOUNTS RECEIVABLE						11,311,231.99	---	---	---	2,701,376.85	8,609,855.14
FUND EQUITIES											
UNOBLIGATED BALANCE						-1,576,735.55	---	---	---	-159,446.79	-1,417,288.76
ACCOUNTS PAYABLE						-663,569.73	---	---	---	3,344,509.11	-4,008,078.84
UNDELIVERED ORDERS						-395,547,665.42	---	---	---	15,827,557.85	-411,375,223.27
	SUBTOTAL	12		1500		-0-	444,123,000.00	---	419,127,310.71	24,995,689.29	-0-
BUILDINGS AND FACILITIES, COOPERATIVE STATE RESEARCH SERVICE											
FUND RESOURCES											141,763,800.15
UNDISBURSED FUNDS	NO YEAR	12		1501		137,990,442.77	53,977,000.00	---	50,203,642.62	---	
FUND EQUITIES											
UNOBLIGATED BALANCE						-8,458,481.00	---	---	---	11,422,157.95	-19,880,638.95
ACCOUNTS PAYABLE						---	---	---	---	569,994.00	-569,994.00
UNDELIVERED ORDERS						-129,531,961.77	---	---	---	-8,218,794.57	-121,313,167.20
	SUBTOTAL	12		1501		-0-	53,977,000.00	---	50,203,642.62	3,773,357.38	-0-
TOTAL, COOPERATIVE STATE RESEARCH SERVICE						---	498,100,000.00	---	469,330,953.33	28,769,046.67	---
<b>EXTENSION SERVICE</b>											
<b>GENERAL FUND ACCOUNTS</b>											
EXTENSION SERVICE											1,400,000.00
FUND RESOURCES											135,698,791.95
UNDISBURSED FUNDS	1994-95	12		0502		---	1,400,000.00	---	---	---	1,634,844.56
	1994					---	426,681,000.00	---	290,982,208.05	---	14,396,015.12
	1993-94					3,500,000.00	---	---	1,865,155.44	---	1,193,638.55
	1993					139,821,027.30	---	---	125,425,012.18	---	1,379,268.34
	1992					10,764,966.34	---	---	9,571,327.79	---	2,081,254.42
	1991					3,555,053.74	---	---	2,175,785.40	---	
	1990					2,348,899.48	---	---	267,645.06	---	
	1989					348,987.56	---	---	54,861.26	294,126.30	
	NO YEAR					33,421,580.05	7,901,000.00	---	5,770,906.62	---	35,551,673.43
ACCOUNTS RECEIVABLE						17,076,756.55	---	---	---	-215,333.53	17,292,090.08
FUND EQUITIES											
UNOBLIGATED BALANCE						-3,420,451.11	---	---	---	1,603,253.59	-5,023,704.70
ACCOUNTS PAYABLE						-22,142,936.65	---	---	---	-21,278,685.16	-864,251.49
UNDELIVERED ORDERS						-185,273,883.26	---	---	---	19,465,737.00	-204,739,620.26
	SUBTOTAL	12		0502		-0-	435,982,000.00	---	436,112,901.80	-130,901.80	-0-
TOTAL, EXTENSION SERVICE						---	435,982,000.00	---	436,112,901.80	-130,901.80	---

**APPROPRIATION, OUTLAYS, AND BALANCES - Continued**

Appropriation of Fund Account		Account Symbol			Balances beginning of fiscal year	Appropriations and other obligational authority <sup>1</sup>	Transfers borrowings and investments (net) <sup>2</sup>	Outlays (net)	Balances withdrawn and other transactions <sup>3</sup>	Balances end or fiscal year <sup>4</sup>
Title	Period of Availability	Dept Reg	Account Tr Fm No	Sub No						
<b>NATIONAL AGRICULTURAL LIBRARY</b>										
<b>GENERAL FUND ACCOUNTS</b>										
NATIONAL AGRICULTURAL LIBRARY FUND RESOURCES:										
UNDISBURSED FUNDS	1994	12	0300		---	18,155,000 00	---	13,707,412 92	---	4,447,587 08
	1993				4,034,348 80	---	---	3,147,167 84	---	887,180 96
	1992				1,349,313 03	---	---	903,313 29	---	445,999 74
	1991				264,960 29	---	---	43,380 48	---	221,579 81
	1990				149,397 31	---	---	23,069 05	---	126,328 26
	1989				126,959 49	---	---	25,233 34	101,726 15	---
ACCOUNTS RECEIVABLE					856,526 67	---	---	---	728,702 70	127,823 97
UNFILLED CUSTOMER ORDERS					1,419,514 32	---	---	---	-502,238 11	1,921,752 43
FUND EQUITIES						---	---	---		
UNOBLIGATED BALANCE					-674,149 54	---	---	---	18,125 50	-692,275 04
ACCOUNTS PAYABLE					-998,079 83	---	---	---	-124,581 44	-873,498 39
UNDELIVERED ORDERS					-6,528,790 54	---	---	---	83,688 28	-6,612,478 82
	SUBTOTAL	12	0300		-0-	18,155,000 00	---	17,849,576 92	305,423 08	-0-
<b>TRUST FUND ACCOUNTS</b>										
MISCELLANEOUS CONTRIBUTED FUNDS, NATIONAL AGRICULTURAL LIBRARY FUND RESOURCES:										
UNDISBURSED FUNDS	NO YEAR	12	8223		114,492 04	57,300 00	---	84,558 81	---	87,233 23
FUND EQUITIES						---	---	---		
UNOBLIGATED BALANCE					-101,432 15	---	---	---	-37,152 71	-64,279 44
ACCOUNTS PAYABLE					---	---	---	---	5,232 28	-5,232 28
UNDELIVERED ORDERS					-13,059 89	---	---	---	4,661 62	-17,721 51
	SUBTOTAL	12	8223		-0-	57,300 00	---	84,558 81	-27,258 81	-0-
TOTAL, NATIONAL AGRICULTURAL LIBRARY					---	18,212,300 00	---	17,934,135 73	278,164 27	---
<b>ANIMAL AND PLANT HEALTH INSPECTION SERVICE</b>										
<b>GENERAL FUND ACCOUNTS</b>										
SALARIES AND EXPENSES, ANIMAL AND PLANT HEALTH INSPECTION SERVICE FUND RESOURCES:										
UNDISBURSED FUNDS	1994	12	1600		---	<sup>11</sup> 354,315,972 00	---	<sup>12</sup> 341,600,292 15	---	12,715,679 85
	1993				28,589,164 81	---	---	22,754,433 65	<sup>13</sup> 1,096,663 00	4,738,068 16
	1992				1,244,464 71	---	---	-2,789,506 83	---	4,033,971 54
	1991				6,983,658 54	---	---	1,203,906 45	---	5,779,752 09
	1990				2,983,549 27	---	---	1,536,738 86	---	1,446,810 41
	1989				-2,488,872 64	---	---	-2,724,402 36	235,529 72	---
NO YEAR					32,316,857 50	25,128,500 00	---	27,376,843 30	---	30,068,514 20
ACCOUNTS RECEIVABLE					33,922,710 85	---	---	---	379,137 04	33,543,573 81
FUND EQUITIES						---	---	---		
UNOBLIGATED BALANCE					-35,478,728 10	---	---	---	2,790,268 38	-38,268,996 48
ACCOUNTS PAYABLE					-28,959,886 55	---	---	---	-4,117,624 17	-24,842,262 38
UNDELIVERED ORDERS					-39,112,918 39	---	---	---	-9,897,807 19	-29,215,111 20
	SUBTOTAL	12	1600		-0-	379,444,472 00	---	388,958,305 22	-9,513,833 22	-0-
BUILDINGS AND FACILITIES, ANIMAL AND PLANT HEALTH INSPECTION SERVICE FUND RESOURCES:										
UNDISBURSED FUNDS	NO YEAR	12	1601		54,767,869 01	10,145,000 00	---	18,286,199 73	---	46,626,669 28
FUND EQUITIES						---	---	---		
UNOBLIGATED BALANCE					-38,572,376 46	---	---	---	2,227,265 91	-40,799,642 37
ACCOUNTS PAYABLE					-437,793 78	---	---	---	252,884 73	-690,678 51
UNDELIVERED ORDERS					-15,757,698 77	---	---	---	-10,621,350 37	-5,136,348 40
	SUBTOTAL	12	1601		-0-	10,145,000 00	---	18,286,199 73	-8,141,199 73	-0-
<b>SPECIAL FUND ACCOUNTS</b>										
AGRICULTURAL QUARANTINE INSPECTION USER FEE ACCOUNT, ANIMAL AND PLANT HEALTH INSPECTION SERVICE FUND RESOURCES:										
UNDISBURSED FUNDS	NO YEAR	12	5161		-3,798,377 82	84,473,595 00	---	69,392,142 08	---	11,283,075 10
ACCOUNTS RECEIVABLE					8,157 00	---	---	---	945 41	7,211 59

FOOTNOTES AT END OF CHAPTER

**APPROPRIATION, OUTLAYS, AND BALANCES - Continued**

Appropriation or Fund Account		Account Symbol			Balances beginning of fiscal year	Appropriations and other obligational authority <sup>1</sup>	Transfers borrowings and investments (net) <sup>2</sup>	Outlays (net)	Balances withdrawn and other transactions <sup>3</sup>	Balances end or fiscal year <sup>4</sup>
Title	Period of Availability	Dept Reg	Account No	Sub No						
<b>ANIMAL AND PLANT HEALTH INSPECTION SERVICE-CONTINUED</b>										
<b>SPECIAL FUND ACCOUNTS-CONTINUED</b>										
AGRICULTURAL QUARANTINE INSPECTION USER FEE ACCOUNT, ANIMAL AND PLANT HEALTH INSPECTION SERVICE-CONTINUED										
FUND EQUITIES										
UNOBLIGATED BALANCE					\$19,353,617.97	-----	-----	-----	-\$10,863,239.88	\$430,216,857.85
ACCOUNTS PAYABLE					-14,591,738.86	-----	-----	-----	-1,706,429.97	-12,885,308.89
UNDELIVERED ORDERS					-971,658.29	-----	-----	-----	27,650,177.36	-28,621,835.65
					-0-	-----	-----	-----	15,081,452.92	-0-
<b>SUBTOTAL</b>	12		5161			\$84,473,595.00		\$69,392,142.08		
<b>TRUST FUND ACCOUNTS</b>										
EXPENSES AND REFUNDS, INSPECTION AND GRADING OF FARM PRODUCTS, ANIMAL AND PLANT HEALTH INSPECTION SERVICE										
FUND RESOURCES										
UNDISBURSED FUNDS	NO YEAR	12	8044		4,336.05	-----	-----	1,880.54	-----	2,455.51
FUND EQUITIES										
UNOBLIGATED BALANCE					-3,743.70	-----	-----	-----	-1,880.54	-1,863.16
ACCOUNTS PAYABLE					-592.35	-----	-----	-----	-----	-592.35
					-0-	-----	-----	-----	-1,880.54	-0-
<b>SUBTOTAL</b>	12		8044					1,880.54		
EXPENSES, FEED AND ATTENDANTS FOR ANIMALS IN QUARANTINE, ANIMAL AND PLANT HEALTH INSPECTION SERVICE										
FUND RESOURCES										
UNDISBURSED FUNDS	NO YEAR	12	8101		479,159.77	1,666,923.98	-----	2,071,778.78	-----	74,304.97
ACCOUNTS RECEIVABLE					296.82	-----	-----	-----	.11	296.71
FUND EQUITIES										
UNOBLIGATED BALANCE					-400,399.93	-----	-----	-----	-362,171.53	-38,228.40
ACCOUNTS PAYABLE					-45,305.06	-----	-----	-----	-8,994.95	-36,310.11
UNDELIVERED ORDERS					-33,751.60	-----	-----	-----	-33,688.43	-63.17
					-0-	-----	-----	-----	-404,854.80	-0-
<b>SUBTOTAL</b>	12		8101			1,666,923.98		2,071,778.78		
MISCELLANEOUS CONTRIBUTED FUNDS, ANIMAL AND PLANT HEALTH INSPECTION SERVICE										
FUND RESOURCES										
UNDISBURSED FUNDS	NO YEAR	12	8226		4,236,764.96	6,477,986.62	-----	6,583,387.46	-----	4,131,364.12
ACCOUNTS RECEIVABLE					116,796.41	-----	-----	-----	27,732.35	89,064.06
FUND EQUITIES										
UNOBLIGATED BALANCE					-3,430,432.72	-----	-----	-----	438,896.85	-3,869,329.57
ACCOUNTS PAYABLE					-758,499.23	-----	-----	-----	-659,176.62	-99,322.61
UNDELIVERED ORDERS					-164,629.42	-----	-----	-----	87,146.58	-251,776.00
					-0-	-----	-----	-----	-105,400.84	-0-
<b>SUBTOTAL</b>	12		8226			6,477,986.62		6,583,387.46		
<b>TOTAL, ANIMAL AND PLANT HEALTH INSPECTION SERVICE</b>					-----	482,207,977.60	-----	485,293,693.81	-3,085,716.21	-----
<b>FOOD SAFETY AND INSPECTION SERVICE</b>										
<b>GENERAL FUND ACCOUNTS</b>										
SALARIES AND EXPENSE, FOOD SAFETY AND INSPECTION SERVICE										
FUND RESOURCES										
UNDISBURSED FUNDS	1994	12	3700		-----	518,304,000.00	-----	1,492,900,192.65	-----	25,403,807.35
	1993				21,636,994.49	-----	-----	17,145,029.59	-----	4,491,964.90
	1992				7,174,863.19	-----	-----	978,930.47	-----	6,195,932.72
	1991				2,992,900.93	-----	-----	280,063.07	-----	2,712,837.86
	1990				307,356.10	-----	-----	-1,026,080.14	-----	1,333,436.24
	1989				4,505,254.29	-----	-----	1,086,551.92	3,418,702.37	-----
	PRIOR YEARS				-256,950.02	-----	-----	-297,298.34	40,348.32	-----
					23,819,931.84	-----	-----	-----	744,110.25	23,075,821.59
ACCOUNTS RECEIVABLE										
FUND EQUITIES										
UNOBLIGATED BALANCE					-14,548,643.86	-----	-----	-----	-2,539,314.59	-12,009,329.27
ACCOUNTS PAYABLE					-18,591,751.49	-----	-----	-----	-----	-20,139,537.90
UNDELIVERED ORDERS					-27,039,955.47	-----	-----	-----	4,024,978.02	-31,064,933.49
					-0-	-----	-----	-----	7,236,610.78	-0-
<b>SUBTOTAL</b>	12		3700			518,304,000.00		511,067,389.22		

**APPROPRIATION, OUTLAYS, AND BALANCES - Continued**

Appropriation or Fund Account Title	Period of Availability	Account Symbol			Balances beginning of fiscal year	Appropriations and other obligational authority <sup>1</sup>	Transfers borrowings and investments (net) <sup>2</sup>	Outlays (net)	Balances withdrawn and other transactions <sup>3</sup>	Balances end or fiscal year <sup>4</sup>
		Dept. Reg	Fm	Account No.						
<b>TRUST FUND ACCOUNTS</b>										
EXPENSES AND REFUNDS, INSPECTION AND GRADING OF FARM PRODUCTS, FOOD SAFETY AND INSPECTION SERVICE FUND RESOURCES:	NO YEAR	12		8137	489,600.28	2,239,826.48	-----	2,238,162.46	-----	491,264.30
UNDISBURSED FUNDS					82.59	-----	-----	-----	-292.48	375.07
ACCOUNTS RECEIVABLE						-----	-----	-----		
FUND EQUITIES:						-----	-----	-----		
UNOBLIGATED BALANCE					-189,028.28	-----	-----	-----	-55,123.66	-133,904.62
ACCOUNTS PAYABLE					-200,145.06	-----	-----	-----	30,013.48	-230,158.54
UNDELIVERED ORDERS					-100,509.53	-----	-----	-----	27,066.68	-127,576.21
SUBTOTAL		12		8137	-0-	2,239,826.48	-----	2,238,162.46	1,664.02	-0-
TOTAL, FOOD SAFETY AND INSPECTION SERVICE					-----	520,543,826.48	-----	513,305,551.68	7,238,274.80	-----
<b>FEDERAL GRAIN INSPECTION SERVICE</b>										
<b>GENERAL FUND ACCOUNTS</b>										
SALARIES AND EXPENSES, FEDERAL GRAIN INSPECTION SERVICE FUND RESOURCES:	1994	12		2400	-----	10,866,000.00	-----	19,192,256.25	-----	1,673,743.75
UNDISBURSED FUNDS	1993				2,061,730.98	-----	-----	1,133,962.12	-----	927,768.86
	1992				510,626.35	-----	-----	29,325.50	-----	481,300.85
	1991				86,421.40	-----	-----	-49,745.55	-----	136,166.95
	1990				1,219,028.59	-----	-----	-25,794.27	-----	1,244,822.86
	1989				1,145,562.56	-----	-----	-----	1,145,562.56	-----
ACCOUNTS RECEIVABLE					220,709.20	-----	-----	-----	314.67	220,394.53
FUND EQUITIES:						-----	-----	-----		
UNOBLIGATED BALANCE					-2,270,719.26	-----	-----	-----	-917,742.44	-1,352,976.82
ACCOUNTS PAYABLE					-1,585,688.87	-----	-----	-----	-106,624.98	-1,479,063.89
UNDELIVERED ORDERS					-1,387,670.95	-----	-----	-----	464,486.14	-1,852,157.09
SUBTOTAL		12		2400	-0-	10,866,000.00	-----	10,280,004.05	585,995.95	-0-
<b>PUBLIC ENTERPRISE FUND</b>										
INSPECTION AND WEIGHING SERVICE, FEDERAL GRAIN INSPECTION SERVICE FUND RESOURCES:	NO YEAR	12		4050	7,104,847.45	-----	\$31,824.18	1,471,749.61	-----	5,664,922.02
UNDISBURSED FUNDS					31,824.38	-----	-31,824.18	-----	-----	20
UNREALIZED DISCOUNT ON INVESTMENTS					4,303,438.67	-----	-----	-----	220,394.37	4,083,044.30
ACCOUNTS RECEIVABLE						-----	-----	-----	-----	
FUND EQUITIES:						-----	-----	-----		
UNOBLIGATED BALANCE					-10,186,856.47	-----	-----	-----	-1,912,405.27	-8,274,451.20
ACCOUNTS PAYABLE					-191,584.14	-----	-----	-----	50,674.48	-242,258.62
UNDELIVERED ORDERS					-1,061,669.89	-----	-----	-----	169,586.81	-1,231,256.70
SUBTOTAL		12		4050	-0-	-----	-----	1,471,749.61	-1,471,749.61	-0-
TOTAL, FEDERAL GRAIN INSPECTION SERVICE					-----	10,866,000.00	-----	11,751,753.66	-885,753.66	-----
<b>AGRICULTURAL COOPERATIVE SERVICE</b>										
<b>GENERAL FUND ACCOUNTS</b>										
RURAL DEVELOPMENT LOANS PROGRAM ACCOUNT, FARMERS HOME ADMINISTRATION FUND RESOURCES:	1994	12		2069	-----	-1,487,500.00	1,487,500.00	-----	-----	-----
UNDISBURSED FUNDS	1993				18,258,581.24	-----	-----	5,100,951.66	-----	13,157,629.58
	1992-93				8,104,000.00	-----	-----	-----	-----	8,104,000.00
	1992				11,937,780.98	-----	-----	3,332,840.15	-----	8,604,940.83
	NO YEAR				-----	47,790,155.00	-1,487,500.00	3,054,877.49	-----	43,247,777.51
ACCOUNTS RECEIVABLE					-----	-----	-----	-----	-64,653,897.48	64,653,897.48
FUND EQUITIES:						-----	-----	-----		
UNOBLIGATED BALANCE					-8,550,945.12	-----	-----	-----	-90,494.68	-8,460,450.44
ACCOUNTS PAYABLE					-29,749,417.10	-----	-----	-----	34,904,480.38	-64,653,897.48
UNDELIVERED ORDERS					-----	-----	-----	-----	64,653,897.48	-64,653,897.48
SUBTOTAL		12		2069	-0-	46,302,655.00	-----	11,488,669.30	34,813,985.70	-0-

FOOTNOTES AT END OF CHAPTER

APPROPRIATION, OUTLAYS, AND BALANCES - Continued

Appropriation or Fund Account		Account Symbol			Balances beginning of fiscal year	Appropriations and other obligational authority <sup>1</sup>	Transfers borrowings and investments (net) <sup>2</sup>	Outlays (net)	Balances withdrawn and other transactions <sup>3</sup>	Balances end or fiscal year <sup>4</sup>
Title	Period of Availability	Dept Reg	Tr Fm	Account No						
<b>AGRICULTURAL COOPERATIVE SERVICE-CONTINUED</b>										
<b>GENERAL FUND ACCOUNTS-CONTINUED</b>										
AGRICULTURAL COOPERATIVE SERVICE										\$499,218.49
FUND RESOURCES						\$2,893,000.00		\$2,393,781.51		280,056.15
UNDISBURSED FUNDS	1994	12		3000				443,924.16		199,960.03
	1993					\$723,980.31		133,220.87		188,970.65
	1992					333,180.90		6,560.61		42,884.51
	1991					195,531.26		2,270.94		
	1990					45,155.45		859.75	\$83,073.81	
	1989					83,933.56			567.07	2,625.84
						3,192.91				
ACCOUNTS RECEIVABLE										
FUND EQUITIES									-97,926.23	-337,336.29
UNOBLIGATED BALANCE						-435,262.52			-181,694.31	-41,544.56
ACCOUNTS PAYABLE						-223,238.87				-834,834.82
UNDELIVERED ORDERS						-726,473.00			108,361.82	-0-
						-0-	2,893,000.00	2,980,617.84	-87,617.84	-0-
	SUBTOTAL	12		3000						
RURAL ECONOMIC DEVELOPMENT SUBACCOUNT,										
RURAL ELECTRIFICATION ADMINISTRATION										
FUND RESOURCES									340,000.00	
UNDISBURSED FUNDS	1989	12		3104		340,000.00				1,582,068.78
	NO YEAR					591,119.32		-990,949.46		2,705,702.77
						3,355,702.77			650,000.00	
ACCOUNTS RECEIVABLE										
FUND EQUITIES										
UNOBLIGATED BALANCE						-1,838,222.09			1,264,549.46	-3,102,771.55
UNDELIVERED ORDERS						-2,448,600.00			-1,263,600.00	-1,185,000.00
						-0-		-990,949.46	990,949.46	-0-
	SUBTOTAL	12		3104						
RURAL ECONOMIC DEVELOPMENT LOAN										
PROGRAM ACCOUNT, RURAL ELECTRIFICATION										
ADMINISTRATION										
FUND RESOURCES										
UNDISBURSED FUNDS	1993	12		3108		3,130,432.40		2,435,080.00		695,352.40
	1992					799,383.79		176,287.80		623,095.99
	NO YEAR							955,467.60		2,467,532.40
FUND EQUITIES										
UNOBLIGATED BALANCE						-459,627.75			117,854.96	-577,482.71
UNDELIVERED ORDERS						-3,470,188.44			-261,690.36	-3,208,498.08
						-0-	3,423,000.00	3,566,835.40	-143,835.40	-0-
	SUBTOTAL	12		3108						
<b>PUBLIC ENTERPRISE FUND</b>										
RURAL DEVELOPMENT LOAN FUND,										
LIQUIDATING ACCOUNT, FARMERS HOME										
ADMINISTRATION										
FUND RESOURCES:										
UNDISBURSED FUNDS	NO YEAR	12		4233		28,092,334.86		4,828,103.29		23,264,231.57
ACCOUNTS RECEIVABLE						129,040.41			129,040.41	
FUND EQUITIES:										
UNOBLIGATED BALANCE						-2,589,252.27			-2,589,252.27	
ACCOUNTS PAYABLE									8,202,597.57	-8,202,597.57
UNDELIVERED ORDERS						-25,632,123.00			-10,570,489.00	-15,061,634.00
						-0-		4,828,103.29	-4,828,103.29	-0-
	SUBTOTAL	12		4233						
TOTAL, AGRICULTURAL COOPERATIVE SERVICE							52,618,655.00	21,873,276.37	30,745,378.63	
<b>AGRICULTURAL MARKETING SERVICE</b>										
<b>GENERAL FUND ACCOUNTS</b>										
MARKETING SERVICES, AGRICULTURAL										
MARKETING SERVICE										
FUND RESOURCES:										
UNDISBURSED FUNDS	1994	12		2500				48,288,771.58		8,667,228.42
	1993					13,490,309.53		11,214,395.35		2,275,914.18
	1992					5,272,132.14		112,772.09		5,159,360.05
	1991					2,248,980.04		10,687.22		2,238,292.82
	1990					684,791.84		8,137.76		676,654.08
	1989					522,728.06		90,451.96	432,276.10	
	NO YEAR					5,073,195.28		-2,804,118.84		7,877,314.12
ACCOUNTS RECEIVABLE						26,551,748.20			113,782.94	26,437,965.26

**APPROPRIATION, OUTLAYS, AND BALANCES - Continued**

Appropriation or Fund Account Title	Period of Availability	Account Symbol				Balances beginning of fiscal year	Appropriations and other obligational authority <sup>1</sup>	Transfers borrowings and investments (net) <sup>2</sup>	Outlays (net)	Balances withdrawn and other transactions <sup>3</sup>	Balances end or fiscal year <sup>4</sup>
		Dept Reg	Fm Tr	Account No	Sub No						
FUND EQUITIES:											
UNOBLIGATED BALANCE					-30,853,388.78	-----	-----	-----	4,777,554.78	-35,630,943.56	
ACCOUNTS PAYABLE					-5,480,317.54	-----	-----	-----	2,351,430.79	-7,831,748.33	
UNDELIVERED ORDERS					-17,510,178.77	-----	-----	-----	-7,640,141.73	-9,870,037.04	
					-0-	-----	-----	-----	34,902.88	-0-	
<b>SUBTOTAL</b>		12		2500		56,956,000.00		56,921,097.12			
PAYMENTS TO STATES AND POSSESSIONS, AGRICULTURAL MARKETING SERVICE FUND RESOURCES:											
UNDISBURSED FUNDS						1,300,000.00	-----	99,043.00	-----	1,200,957.00	
	1994	12		2501	-----	-----	-----	-----	-----	28,884.51	
	1993				958,774.25	-----	-----	929,889.74	-----	14,821.75	
	1992				11,321.75	-----	-----	-3,500.00	-----	6,500.00	
	1991				6,500.00	-----	-----	-----	-----	27,862.71	
	1990				10,712.71	-----	-----	-17,150.00	-----	-----	
	1989				7,488.10	-----	-----	-59,575.30	67,063.40	-----	
FUND EQUITIES:											
UNOBLIGATED BALANCE					-41,658.81	-----	-----	-----	53,745.91	-95,404.72	
ACCOUNTS PAYABLE					-----	-----	-----	-----	1,172,299.50	-1,172,299.50	
UNDELIVERED ORDERS					-953,138.00	-----	-----	-----	-941,816.25	-11,321.75	
<b>SUBTOTAL</b>		12		2501	-0-	1,300,000.00		948,707.44	351,292.56	-0-	
OFFICE OF TRANSPORTATION, AGRICULTURE FUND RESOURCES:											
UNDISBURSED FUNDS											
	1991	12		2800	23,853.32	-----	-----	-----	-----	23,853.32	
	1990				107,669.41	-----	-----	-----	-----	107,669.41	
	1989				17,257.77	-----	-----	-----	17,257.77	-----	
ACCOUNTS RECEIVABLE					36,458.54	-----	-----	-----	36,060.54	398.00	
FUND EQUITIES:											
UNOBLIGATED BALANCE					-167,406.04	-----	-----	-----	-51,890.95	-115,515.09	
ACCOUNTS PAYABLE					-17,833.00	-----	-----	-----	-1,427.36	-16,405.64	
UNDELIVERED ORDERS					-0-	-----	-----	-----	-----	-0-	
<b>SUBTOTAL</b>		12		2800	-0-					-0-	
<b>SPECIAL FUND ACCOUNTS</b>											
PERISHABLE AGRICULTURAL COMMODITIES ACT FUND, AGRICULTURAL MARKETING SERVICE FUND RESOURCES:											
UNDISBURSED FUNDS						7,521,014.22	-----	7,295,242.41	-----	1,080,857.31	
ACCOUNTS RECEIVABLE					855,085.50	-----	-----	-----	75,876.98	1,074,414.01	
	NO YEAR	12		5070	1,150,290.99	-----	-----	-----	-----	-----	
FUND EQUITIES:											
UNOBLIGATED BALANCE					-1,690,789.30	-----	-----	-----	65,946.25	-1,756,735.55	
ACCOUNTS PAYABLE					-314,587.19	-----	-----	-----	34,879.65	-349,466.84	
UNDELIVERED ORDERS					-----	-----	-----	-----	49,068.93	-49,068.93	
<b>SUBTOTAL</b>		12		5070	-0-	7,521,014.22		7,295,242.41	225,771.81	-0-	
FUNDS FOR STRENGTHENING MARKETS, INCOME, AND SUPPLY (SECTION 32) FUND RESOURCES:											
UNDISBURSED FUNDS						523,015,398.23	-----	518,367,275.75	-----	273,184,913.56	
ACCOUNTS RECEIVABLE					268,536,791.08	-----	-----	-----	-21,678,618.93	162,382,311.30	
	NO YEAR	12		5209	140,703,692.37	-----	-----	-----	-----	-----	
FUND EQUITIES:											
UNOBLIGATED BALANCE					-246,300,846.68	-----	-----	-----	-349,830.01	-245,951,016.67	
ACCOUNTS PAYABLE					-10,702,040.76	-----	-----	-----	-8,584,410.63	-2,117,630.13	
UNDELIVERED ORDERS					-152,237,596.01	-----	-----	-----	35,260,982.05	-187,498,578.06	
<b>SUBTOTAL</b>		12		5209	-0-	523,015,398.23		518,367,275.75	4,648,122.48	-0-	
<b>TRUST FUND ACCOUNTS</b>											
EXPENSES AND REFUNDS, INSPECTION AND GRADING OF FARM PRODUCTS, AGRICULTURAL MARKETING SERVICE FUND RESOURCES:											
UNDISBURSED FUNDS						101,823,474.93	-----	92,626,311.12	-----	15,732,641.95	
ACCOUNTS RECEIVABLE					6,535,478.14	-----	-----	-----	7,055,760.31	19,409,005.35	
	NO YEAR	12		8015	26,464,765.66	-----	-----	-----	-----	-----	
FUND EQUITIES:											
UNOBLIGATED BALANCE					-25,612,287.45	-----	-----	-----	-87,459.27	-25,524,828.18	
ACCOUNTS PAYABLE					-4,554,462.23	-----	-----	-----	2,094,099.09	-6,648,561.32	
UNDELIVERED ORDERS					-2,833,494.12	-----	-----	-----	134,763.68	-2,968,257.80	
<b>SUBTOTAL</b>		12		8015	-0-	101,823,474.93		92,626,311.12	9,197,163.81	-0-	
MISCELLANEOUS CONTRIBUTED FUNDS, AGRICULTURAL MARKETING SERVICE FUND RESOURCES:											
UNDISBURSED FUNDS											
	NO YEAR	12		8225	-59.68	-----	-----	-----	-----	-59.68	
ACCOUNTS RECEIVABLE					59.68	-----	-----	-----	-----	59.68	
<b>SUBTOTAL</b>		12		8225	-0-					-0-	

FOOTNOTES AT END OF CHAPTER

**APPROPRIATION, OUTLAYS, AND BALANCES - Continued**

Appropriation of Fund Account		Account Symbol			Balances beginning of fiscal year	Appropriations and other obligational authority <sup>1</sup>	Transfers borrowings and investments (net) <sup>2</sup>	Outlays (net)	Balances withdrawn and other transactions <sup>3</sup>	Balances end or fiscal year <sup>4</sup>
Title	Period of Availability	Dept. Reg	Account No	Sub No						
<b>AGRICULTURAL MARKETING SERVICE-CONTINUED</b>										
<b>TRUST FUND ACCOUNTS-CONTINUED</b>										
MILK MARKET ORDERS ASSESSMENT FUND,										
AGRICULTURAL MARKETING SERVICE										
FUND RESOURCES:										
UNDISBURSED FUNDS	NO YEAR	12	8412		\$18,683,675 00	-----	-\$670,597 00	\$302,550 00	-----	\$17,710,528 00
INVESTMENT IN PUBLIC DEBT SECURITIES					4,732,340 00	-----	670,597 00	-----	-----	5,402,937 00
ACCOUNTS RECEIVABLE					229,791 00	-----	-----	-----	-\$144,742 00	374,533 00
UNFILLED CUSTOMER ORDERS					4,197,887 00	-----	-----	-----	2,177,196 00	2,020,691 00
FUND EQUITIES:										
UNOBLIGATED BALANCE					-24,056,708 00	-----	-----	-----	-1,403,240 00	-22,653,468 00
ACCOUNTS PAYABLE					-3,766,985 00	-----	-----	-----	-931,764 00	-2,855,221 00
					-0-	-----	-----	-----	-302,550 00	-0-
	SUBTOTAL	12	8412					302,550 00		
TOTAL, AGRICULTURAL MARKETING SERVICE						\$690,615,887 38	-----	676,461,183 84	14,154,703 54	-----
<b>PACKERS AND STOCKYARDS ADMINISTRATION</b>										
<b>GENERAL FUND ACCOUNTS</b>										
PACKERS AND STOCKYARDS ADMINISTRATION										
FUND RESOURCES:										
UNDISBURSED FUNDS	1994	12	2600		-----	12,123,000 00	-----	10,711,540 51	-----	1,411,459 49
	1993				1,124,648 48	-----	-----	1,112,575 25	-----	12,073 23
	1992				544,558 34	-----	-----	205,583 69	-----	338,974 65
	1991				91,095 09	-----	-----	2,613 79	-----	88,481 30
	1990				124,152 20	-----	-----	2,124 39	-----	122,027 81
	1989				55,317 62	-----	-----	2,708 90	52,608 72	-----
ACCOUNTS RECEIVABLE					453 47	-----	-----	-----	-576 15	1,029 62
FUND EQUITIES:										
UNOBLIGATED BALANCE					-798,796 91	-----	-----	-----	-251,867 51	-546,929 40
ACCOUNTS PAYABLE					-806,544 96	-----	-----	-----	368,004 21	-1,174,549 17
UNDELIVERED ORDERS					-334,883 33	-----	-----	-----	-82,315 80	-252,567 53
					-0-	-----	-----	-----	85,853 47	-0-
	SUBTOTAL	12	2600			12,123,000 00	-----	12,037,146 53	85,853 47	-----
TOTAL, PACKERS AND STOCKYARDS ADMINISTRATION						12,123,000 00	-----	12,037,146 53	85,853 47	-----
<b>SOIL CONSERVATION SERVICE</b>										
<b>GENERAL FUND ACCOUNTS</b>										
CONSERVATION OPERATIONS, SOIL										
CONSERVATION SERVICE										
FUND RESOURCES:										
UNDISBURSED FUNDS	1992	12	1000		7,020,689 85	-----	-----	2,617,025 07	-----	4,403,664 78
	1991				5,855,098 13	-----	-----	1,487,170 21	-----	4,367,927 92
	1990				3,973,091 02	-----	-----	200,880 47	-----	3,772,210 55
	1989				2,423,506 00	-----	-----	663,798 69	1,759,707 31	-----
	NO YEAR				57,725,194 32	591,173,667 00	-----	1,583,384,478 86	-----	65,514,382 46
ACCOUNTS RECEIVABLE					26,950,207 39	-----	-----	-----	-9,436,962 89	36,387,170 28
UNFILLED CUSTOMER ORDERS					192,175 00	-----	-----	-----	-3,733,543 02	3,925,718 02
FUND EQUITIES:										
UNOBLIGATED BALANCE					-17,702,388 58	-----	-----	-----	-616,435 61	-17,085,952 97
ACCOUNTS PAYABLE					-43,582,396 18	-----	-----	-----	9,637,394 35	-53,219,790 53
UNDELIVERED ORDERS					-42,855,176 95	-----	-----	-----	5,210,153 56	-48,065,330 51
					-0-	591,173,667 00	-----	588,353,353 30	2,820,313 70	-0-
	SUBTOTAL	12	1000							
RESOURCE CONSERVATION AND DEVELOPMENT,										
SOIL CONSERVATION SERVICE										
FUND RESOURCES:										
UNDISBURSED FUNDS	NO YEAR	12	1010		9,672,952 54	32,945,000 00	-----	34,576,072 26	-----	8,041,880 28
ACCOUNTS RECEIVABLE					934,196 67	-----	-----	-----	-23,300 32	957,496 99
UNFILLED CUSTOMER ORDERS					52,027 08	-----	-----	-----	32,667 78	19,359 30

### APPROPRIATION, OUTLAYS, AND BALANCES - Continued

Appropriation or Fund Account		Account Symbol			Balances beginning of fiscal year	Appropriations and other obligational authority <sup>1</sup>	Transfers borrowings and investments (net) <sup>2</sup>	Outlays (net)	Balances withdrawn and other transactions <sup>3</sup>	Balances end of fiscal year <sup>4</sup>
Title	Period of Availability	Dept. Reg	Tr. Fm	Account No.						
<b>FUND EQUITIES:</b>										
UNOBLIGATED BALANCE						-2,297,802.38	-----	-----	-989,175.87	-1,308,626.51
ACCOUNTS PAYABLE						-3,635,205.25	-----	-----	-733,373.85	-2,901,831.40
UNDELIVERED ORDERS						-4,726,168.66	-----	-----	82,110.00	-4,808,278.66
						-0-	-----	-----	-1,631,072.26	-0-
	SUBTOTAL			12	1010		32,945,000.00	34,576,072.26		
<b>WATERSHED PLANNING, SOIL CONSERVATION SERVICE FUND RESOURCES UNDISBURSED FUNDS</b>										
	1994			12	1066	-----	10,921,000.00	9,348,442.18	-----	1,572,557.82
	1993					1,288,688.46	-----	1,112,830.64	-----	175,857.82
	1992					141,756.59	-----	28,222.37	-----	113,534.22
	1991					150,666.05	-----	150.53	-----	150,515.52
	1990					110,955.22	-----	.07	-----	110,955.29
	1989					178,528.78	-----	-----	178,528.78	-----
						122,877.13	-----	-----	-11,583.43	134,460.56
						-----	-----	-----	-50,163.09	50,163.09
<b>ACCOUNTS RECEIVABLE UNFULFILLED CUSTOMER ORDERS</b>										
<b>FUND EQUITIES:</b>										
UNOBLIGATED BALANCE						-504,206.29	-----	-----	-61,573.34	-442,632.95
ACCOUNTS PAYABLE						-717,163.36	-----	-----	156,830.54	-873,993.90
UNDELIVERED ORDERS						-772,102.58	-----	-----	219,314.89	-991,417.47
						-0-	-----	-----	431,354.35	-0-
	SUBTOTAL			12	1066		10,921,000.00	10,489,645.65		
<b>RIVER BASIN SURVEYS AND INVESTIGATIONS, SOIL CONSERVATION SERVICE FUND RESOURCES UNDISBURSED FUNDS</b>										
	1994			12	1069	-----	13,482,000.00	12,050,149.94	-----	1,431,850.06
	1993					1,322,746.22	-----	1,088,674.68	-----	234,071.54
	1992					319,730.98	-----	44,318.54	-----	275,412.44
	1991					175,111.43	-----	-72,003.41	-----	247,114.84
	1990					209,728.98	-----	3,001.11	-----	206,727.87
	1989					201,204.15	-----	1,315.90	199,888.25	-----
						917,807.42	-----	-----	335,091.88	582,715.54
<b>ACCOUNTS RECEIVABLE UNFULFILLED CUSTOMER ORDERS</b>										
<b>FUND EQUITIES:</b>										
UNOBLIGATED BALANCE						-827,323.08	-----	-----	16,846.86	-844,169.94
ACCOUNTS PAYABLE						-1,203,179.19	-----	-----	-231,572.40	-971,606.79
UNDELIVERED ORDERS						-1,115,826.91	-----	-----	46,288.65	-1,162,115.56
						-0-	-----	-----	366,543.24	-0-
	SUBTOTAL			12	1069		13,482,000.00	13,115,456.76		
<b>WATERSHED AND FLOOD PREVENTION OPERATIONS, SOIL CONSERVATION SERVICE FUND RESOURCES UNDISBURSED FUNDS</b>										
	1993-94			12	1072	33,957,559.76	25,000,000.00	37,161,117.05	-----	21,796,442.71
	1992-93					12,347,933.20	-----	9,150,900.31	-----	3,197,032.89
	NO YEAR					223,875,113.42	561,307,000.00	233,621,285.23	-----	551,560,828.19
						6,523,941.43	-----	-----	-1,182,696.80	7,706,638.23
						15,385,574.87	-----	-----	1,860,260.32	13,525,314.55
<b>ACCOUNTS RECEIVABLE UNFULFILLED CUSTOMER ORDERS</b>										
<b>FUND EQUITIES:</b>										
UNOBLIGATED BALANCE						-83,244,540.12	-----	-----	229,328,038.69	-312,572,578.81
ACCOUNTS PAYABLE						-16,809,096.70	-----	-----	-502,030.60	-16,307,066.10
UNDELIVERED ORDERS						-192,036,485.86	-----	-----	76,870,125.80	-268,906,611.66
						-0-	586,307,000.00	279,933,302.59	306,373,697.41	-0-
	SUBTOTAL			12	1072					
<b>GREAT PLAINS CONSERVATION PROGRAM, SOIL CONSERVATION SERVICE FUND RESOURCES UNDISBURSED FUNDS ACCOUNTS RECEIVABLE</b>										
	NO YEAR			12	2268	43,656,694.17	25,658,000.00	25,855,624.74	-----	43,459,069.43
						254,077.17	-----	-----	89,505.34	164,571.83
<b>ACCOUNTS RECEIVABLE UNFULFILLED CUSTOMER ORDERS</b>										
<b>FUND EQUITIES:</b>										
UNOBLIGATED BALANCE						-228,429.74	-----	-----	-57,246.14	-171,183.60
ACCOUNTS PAYABLE						-732,133.97	-----	-----	120,042.37	-852,176.34
UNDELIVERED ORDERS						-42,950,207.63	-----	-----	-349,926.31	-42,600,281.32
						-0-	25,658,000.00	25,855,624.74	-197,624.74	-0-
	SUBTOTAL			12	2268					
<b>TRUST FUND ACCOUNTS</b>										
<b>MISCELLANEOUS CONTRIBUTED FUNDS SOIL CONSERVATION SERVICE FUND RESOURCES UNDISBURSED FUNDS</b>										
	NO YEAR			12	8210	1,844,402.42	160,777.00	845,103.81	-----	1,160,075.61
<b>ACCOUNTS RECEIVABLE UNFULFILLED CUSTOMER ORDERS</b>										
<b>FUND EQUITIES:</b>										
UNOBLIGATED BALANCE						-1,277,203.65	-----	-----	-954,729.19	-322,474.46
ACCOUNTS PAYABLE						-37,372.43	-----	-----	-7,652.85	-29,719.58
UNDELIVERED ORDERS						-529,826.34	-----	-----	278,055.23	-807,881.57
						-0-	160,777.00	845,103.81	-684,326.81	-0-
	SUBTOTAL			12	8210					
<b>TOTAL, SOIL CONSERVATION SERVICE</b>										
						-----	1,260,647,444.00	953,168,559.11	307,478,884.89	-----

FOOTNOTES AT END OF CHAPTER



**APPROPRIATION, OUTLAYS, AND BALANCES - Continued**

Appropriation or Fund Account		Account Symbol			Balances beginning of fiscal year	Appropriations and other obligational authority <sup>1</sup>	Transfers borrowings and investments (net) <sup>2</sup>	Outlays (net)	Balances withdrawn and other transactions <sup>3</sup>	Balances end or fiscal year <sup>4</sup>
Title	Period of Availability	Dept. Reg	Tr. Fr	Account No						
<b>AGRICULTURAL STABILIZATION AND CONSERVATION SERVICE</b>										
<b>GENERAL FUND ACCOUNTS</b>										
SALARIES AND EXPENSES, AGRICULTURAL STABILIZATION AND CONSERVATION SERVICE FUND RESOURCES										
UNDISBURSED FUNDS	1994	12		3300		\$730,701,000.00	-\$569,530,000.00	\$150,984,654.24		\$10,186,345.76
	1993-94						-12,000,000.00			
	1993						-6,400,000.00	-3,208,931.39		2,358,991.60
	1992							259,647.97		8,863,967.34
	1991							-234,963.84		4,569,197.94
	1990							81,311.81		4,414,843.17
	1989						2,506.86	1,121,155.38	\$3,326.69	
TRANSFER TO:										
COMMODITY CREDIT CORPORATION, DEPARTMENT OF AGRICULTURE	1994	12	12	3300	36		569,530,000.00	562,444,784.74		7,085,215.26
	1993-94							12,000,000.00		
	1993							6,400,000.00		310,539.00
	1992							11,218.30		1,704,616.38
	1991							11,717.52		24,485.44
	1990							5,877.99		819,614.19
	1989						-2,506.86	9,403.87		
ACCOUNTS RECEIVABLE									-3,069,919.38	20,780,659.23
UNFILLED CUSTOMER ORDERS									-309,499.23	2,248,692.59
FUND EQUITIES:										
UNOBLIGATED BALANCE									-818,960.37	-21,087,630.88
ACCOUNTS PAYABLE									-347,369.12	-29,265,245.12
UNDELIVERED ORDERS									-15,328,682.11	-13,014,291.90
SUBTOTAL	12			3300		730,701,000.00		750,572,103.52	-19,871,103.52	-0-
WETLANDS RESERVE PROGRAM, AGRICULTURAL STABILIZATION AND CONSERVATION SERVICE FUND RESOURCES:										
UNDISBURSED FUNDS	NO YEAR	12		1080		16,187.00	66,675,000.00	5,754,250.00		19,676.00
TRANSFER TO:										
COMMODITY CREDIT CORPORATION	NO YEAR	12	12	1080	36	38,039,026.38	60,917,261.00	23,399,568.72		75,556,718.66
FUND EQUITIES:										
UNOBLIGATED BALANCE									33,580,458.28	-69,264,016.66
ACCOUNTS PAYABLE										-13,926.00
UNDELIVERED ORDERS									3,940,723.00	-6,298,452.00
SUBTOTAL	12			1080		66,675,000.00		29,153,818.72	37,521,181.28	-0-
AGRICULTURAL CONSERVATION PROGRAM, AGRICULTURAL STABILIZATION AND CONSERVATION SERVICE FUND RESOURCES:										
UNDISBURSED FUNDS	NO YEAR	12		3315		20,318,949.03	194,650,000.00	-192,645,598.00		22,323,351.03
TRANSFER TO:										
COMMODITY CREDIT CORPORATION	NO YEAR	12	12	3315	36	221,306,493.60	192,645,598.00	202,057,259.97		211,894,831.63
FUND EQUITIES:										
UNOBLIGATED BALANCE									-2,817,752.80	-40,084,246.80
ACCOUNTS PAYABLE									2,589,766.86	-4,533,766.86
UNDELIVERED ORDERS									-7,179,274.03	-189,600,169.00
SUBTOTAL	12			3315		194,650,000.00		202,057,259.97	-7,407,259.97	-0-
WATER BANK PROGRAM, AGRICULTURAL STABILIZATION AND CONSERVATION SERVICE FUND RESOURCES:										
UNDISBURSED FUNDS	NO YEAR	12		3320		16,544.10	8,000,000.00	4,913.76		12,297.34
TRANSFER TO:										
COMMODITY CREDIT CORPORATION	NO YEAR	12	12	3320	36	61,493,520.44	7,999,333.00	11,576,332.70		57,916,520.74
FUND EQUITIES:										
UNOBLIGATED BALANCE									-2,103,380.51	-436,349.01
ACCOUNTS PAYABLE									7,203.94	-54,477.07
UNDELIVERED ORDERS									-1,485,069.89	-57,437,982.00
SUBTOTAL	12			3320		8,000,000.00		11,581,246.46	-3,581,246.46	-0-

**APPROPRIATION, OUTLAYS, AND BALANCES - Continued**

Appropriation or Fund Account Title	Period of Availability	Account Symbol		Balances beginning of fiscal year	Appropriations and other obligational authority <sup>1</sup>	Transfers borrowings and investments (net) <sup>2</sup>	Outlays (net)	Balances withdrawn and other transactions <sup>3</sup>	Balances end of fiscal year <sup>4</sup>
		Dept. Reg	Tr. Fr.						
EMERGENCY CONSERVATION PROGRAM, AGRICULTURAL STABILIZATION AND CONSERVATION SERVICE FUND RESOURCES:									
UNDISBURSED FUNDS	1994-95	12		3316	25,000,000.00	-25,000,000.00			
TRANSFER TO:									
COMMODITY CREDIT CORPORATION	1994-95	12	12	3316		25,000,000.00	4,434,687.27		20,565,312.73
	1993-94				44,800,000.00		13,382,401.92		31,417,598.08
	1992-93				39,586,744.22		10,989,476.88		28,597,267.34
	NO YEAR				14,812,175.28		5,332,600.62		9,479,574.66
FUND EQUITIES:									
UNOBLIGATED BALANCE					-60,094,654.50			-4,881,174.69	-55,213,479.81
UNDELIVERED ORDERS					-39,104,265.00			-4,257,992.00	-34,846,273.00
SUBTOTAL		12		3316	-0-	25,000,000.00	34,139,166.69	-9,139,166.69	-0-
FUND RESOURCES:									
UNDISBURSED FUNDS									
TRANSFER TO:									
COMMODITY CREDIT CORPORATION	NO YEAR	12	12	3314	706,160.19		387,358.34	-8,125.00	318,801.85
ACCOUNTS RECEIVABLE									8,125.00
FUND EQUITIES:									
UNOBLIGATED BALANCE					-706,160.19			-379,233.34	-326,926.85
SUBTOTAL		12		3314	-0-		387,358.34	-387,358.34	-0-
FORESTRY INCENTIVES PROGRAM, AGRICULTURAL STABILIZATION AND CONSERVATION SERVICE FUND RESOURCES:									
UNDISBURSED FUNDS	NO YEAR	12		3336	1,546,008.33	12,820,000.00	-11,532,829.00		2,833,179.33
TRANSFER TO:									
COMMODITY CREDIT CORPORATION	NO YEAR	12	12	3336	16,591,959.91		11,532,829.00		15,798,974.61
FUND EQUITIES:									
UNOBLIGATED BALANCE					-1,667,519.67			-150,631.30	-1,516,888.37
ACCOUNTS PAYABLE					-1,245,000.00			1,577,462.57	-2,822,462.57
UNDELIVERED ORDERS					-15,225,448.57			-932,645.57	-14,292,803.00
SUBTOTAL		12		3336	-0-	12,820,000.00	12,325,814.30	494,185.70	-0-
RURAL CLEAN WATER PROGRAM, AGRICULTURAL STABILIZATION AND CONSERVATION SERVICE FUND RESOURCES:									
UNDISBURSED FUNDS	NO YEAR	12		3337	1,960,117.88		50,000.00		1,999,747.19
TRANSFER TO:									
COMMODITY CREDIT CORPORATION	NO YEAR	12	12	3337	3,943,050.20		-50,000.00		3,871,553.50
FUND EQUITIES:									
UNOBLIGATED BALANCE					-259,117.21			1,634,848.02	-1,893,965.23
ACCOUNTS PAYABLE					-9,131.00			216,000.00	-225,131.00
UNDELIVERED ORDERS					-5,634,919.87			-1,882,715.41	-3,752,204.46
SUBTOTAL		12		3337	-0-		31,867.39	-31,867.39	-0-
COLORADO RIVER BASIN SALINITY CONTROL PROGRAM, AGRICULTURAL STABILIZATION AND CONSERVATION SERVICE FUND RESOURCES:									
UNDISBURSED FUNDS	NO YEAR	12		3318	6,000.00	13,783,000.00	-8,153,887.00	5,010,000.00	625,113.00
TRANSFER TO:									
COMMODITY CREDIT CORPORATION	NO YEAR	12	12	3318	14,053,152.02		8,153,887.00		15,111,569.30
FUND EQUITIES:									
UNOBLIGATED BALANCE					-904,310.02			-439,738.72	-464,571.30
ACCOUNTS PAYABLE								618,400.00	-618,400.00
UNDELIVERED ORDERS					-13,154,842.00			1,498,869.00	-14,653,711.00
SUBTOTAL		12		3318	-0-	13,783,000.00	12,105,469.72	1,677,530.28	-0-
CONSERVATION RESERVE PROGRAM, AGRICULTURAL STABILIZATION AND CONSERVATION SERVICE FUND RESOURCES:									
UNDISBURSED FUNDS	NO YEAR	12		3319	12,478,504.00	1,743,274,000.00	-1,743,274,000.00		12,478,504.00
TRANSFER TO:									
COMMODITY CREDIT CORPORATION	NO YEAR	12	12	3319	118,524,391.67		1,743,274,000.00		126,211,093.49
FUND EQUITIES:									
UNOBLIGATED BALANCE					-131,002,895.67			7,686,701.82	-138,689,597.49
SUBTOTAL		12		3319	-0-	1,743,274,000.00	1,735,587,298.18	7,686,701.82	-0-
TOTAL AGRICULTURAL STABILIZATION AND CONSERVATION SERVICE						2,794,903,000.00	2,787,941,403.29	6,961,596.71	

FOOTNOTES AT END OF CHAPTER



**APPROPRIATION, OUTLAYS, AND BALANCES - Continued**

Appropriation or Fund Account		Account Symbol			Balances beginning of fiscal year	Appropriations and other obligatory authority <sup>1</sup>	Transfers borrowings and investments (net) <sup>2</sup>	Outlays (net)	Balances withdrawn and other transactions <sup>3</sup>	Balances end or fiscal year <sup>4</sup>
Title	Period of Availability	Dept Reg	Fm Tr	Account No						
FUND EQUITIES:										
UNOBLIGATED BALANCE					-5,000,000.00	-	-	654,767.43	-5,654,767.43	
UNDELIVERED ORDERS					-	-	-	1,637,132.57	-1,637,132.57	
	SUBTOTAL	12		2009	-0-	2,500,000.00	208,100.00	2,291,900.00	-0-	
VERY LOW-INCOME HOUSING REPAIR GRANTS, FARMERS HOME ADMINISTRATION FUND RESOURCES:										
UNDISBURSED FUNDS	1993-94	12		2064	15,000,000.00	-	1,896,272.34	-	13,103,727.66	
	1992-93				9,082,280.00	-	460,444.93	-	8,621,835.07	
	NO YEAR				471,338.56	25,000,000.00	24,418,322.24	-	1,053,016.32	
FUND EQUITIES:										
UNOBLIGATED BALANCE					-23,564,019.56	-	-	-2,122,826.51	-21,441,193.05	
UNDELIVERED ORDERS					-989,599.00	-	-	347,787.00	-1,337,386.00	
	SUBTOTAL	12		2064	-0-	25,000,000.00	26,775,039.51	-1,775,039.51	-0-	
RURAL DEVELOPMENT GRANTS, FARMERS HOME ADMINISTRATION FUND RESOURCES:										
UNDISBURSED FUNDS	1994	12		2065	-	45,475,000.00	7,844,245.31	-	37,630,754.69	
	1993				18,965,299.85	-	7,587,377.98	-	11,377,921.87	
	1992				11,134,704.18	-	5,920,063.79	-	5,214,640.39	
	1991				5,789,024.97	-	2,682,484.73	-	3,106,540.24	
	1990				2,047,856.74	-	608,819.36	-	1,439,037.38	
	1989				1,123,858.98	-	468,371.00	655,487.98	-	
FUND EQUITIES:										
UNOBLIGATED BALANCE					-1,499,218.19	-	-	71,361.24	-1,570,579.43	
UNDELIVERED ORDERS					-37,561,526.53	-	-	19,636,788.61	-57,198,315.14	
	SUBTOTAL	12		2065	-0-	45,475,000.00	25,111,362.17	20,363,637.83	-0-	
RURAL COMMUNITY FIRE PROTECTION GRANTS, FARMERS HOME ADMINISTRATION FUND RESOURCES:										
UNDISBURSED FUNDS	1994	12		2067	-	3,500,000.00	1,368,167.16	-	2,131,832.84	
	1993				2,176,423.59	-	1,864,882.99	-	311,540.60	
	1992				408,876.24	-	240,610.19	-	168,266.05	
	1991				73,650.89	-	10,061.02	-	63,589.87	
	1990				16,153.93	-	3.34	-	16,150.59	
	1989				55,053.84	-	-4,579.61	59,633.45	-	
ACCOUNTS RECEIVABLE					2,032.32	-	-	2,032.32	-	
FUND EQUITIES:										
UNOBLIGATED BALANCE					-265,676.37	-	-	-52,222.97	-213,453.40	
ACCOUNTS PAYABLE					-485,480.16	-	-	-67,775.13	-417,705.03	
UNDELIVERED ORDERS					-1,981,034.28	-	-	79,187.24	-2,060,221.52	
	SUBTOTAL	12		2067	-0-	3,500,000.00	3,479,145.09	20,854.91	-0-	
RURAL HOUSING PRESERVATION GRANTS, FARMERS HOME ADMINISTRATION FUND RESOURCES:										
UNDISBURSED FUNDS	1994	12		2070	-	23,000,000.00	262,822.00	-	22,737,178.00	
	1993				22,699,350.00	-	14,255,107.51	-	8,444,242.49	
	1992				6,179,949.77	-	4,689,683.65	-	1,490,266.12	
	1991				929,525.14	-	668,148.52	-	261,376.62	
	1990				413,311.83	-	75,470.07	-	337,841.76	
	1989				450,052.18	-	60,055.95	389,996.23	-	
FUND EQUITIES:										
UNOBLIGATED BALANCE					-782,668.34	-	-	-119,349.06	-663,319.28	
UNDELIVERED ORDERS					-29,889,520.58	-	-	2,718,065.13	-32,607,585.71	
	SUBTOTAL	12		2070	-0-	23,000,000.00	20,011,287.70	2,988,712.30	-0-	
COMPENSATION FOR CONSTRUCTION DEFECTS, FARMERS HOME ADMINISTRATION FUND RESOURCES:										
UNDISBURSED FUNDS	NO YEAR	12		2071	1,387,861.99	500,000.00	380,449.34	-	1,507,412.65	
FUND EQUITIES:										
UNOBLIGATED BALANCE					-1,350,188.74	-	-	115,483.78	-1,465,672.52	
UNDELIVERED ORDERS					-37,673.25	-	-	4,066.88	-41,740.13	
	SUBTOTAL	12		2071	-0-	500,000.00	380,449.34	119,550.66	-0-	
SELF-HELP HOUSING LAND DEVELOPMENT FUND PROGRAM ACCOUNT, FARMERS HOME ADMINISTRATION FUND RESOURCES:										
UNDISBURSED FUNDS	1994	12		2080	-	37,000.00	14,000.00	-	23,000.00	
	1993				22,000.00	-	-	-	22,000.00	
	1992				15,409.34	-	53.94	-	15,355.40	
ACCOUNTS RECEIVABLE					-	-	-	-505.40	505.40	
FUND EQUITIES:										
UNOBLIGATED BALANCE					-36,850.00	-	-	23,000.00	-59,850.00	
ACCOUNTS PAYABLE					-559.34	-	-	-53.94	-505.40	
UNDELIVERED ORDERS					-	-	-	505.40	-505.40	
	SUBTOTAL	12		2080	-0-	37,000.00	14,053.94	22,946.06	-0-	

FOOTNOTES AT END OF CHAPTER

**APPROPRIATION, OUTLAYS, AND BALANCES - Continued**

Appropriation of Fund Account		Account Symbol		Balances beginning of fiscal year	Appropriations and other obligational authority <sup>1</sup>	Transfers borrowings and investments (net) <sup>2</sup>	Outlays (net)	Balances withdrawn and other transactions <sup>1</sup>	Balances end or fiscal year <sup>4</sup>	
Title	Period of Availability	Dept. Reg	Account No							Sub No
<b>FARMERS HOME ADMINISTRATION-CONTINUED</b>										
<b>GENERAL FUND ACCOUNTS-CONTINUED</b>										
RURAL HOUSING INSURANCE FUND PROGRAM ACCOUNT, FARMERS HOME ADMINISTRATION FUND RESOURCES UNDISBURSED FUNDS	1994 1993-94 1993 1992-93 1992	12	2081	---	\$1,134,523,989 00	---	\$776,144,018 67	---	\$358,379,970 33	
				\$5,985,000 00	---	---	180,765 28	---	5,804,234 72	
				321,837,135 39	---	---	210,984,793 01	---	110,852,342 38	
				19,708,733 06	---	---	145,384 95	---	19,563,348 11	
				86,534,178 71	---	---	53,109,648 98	---	33,424,529 73	
ACCOUNTS RECEIVABLE				---	---	---	---	-\$444,922,660 82	444,922,660 82	
FUND EQUITIES				---	---	---	---	---	---	
UNOBLIGATED BALANCE				-59,298,762 46	---	---	---	20,558,659 42	-79,857,421 88	
ACCOUNTS PAYABLE				-374,766,284 70	---	---	---	73,400,718 69	-448,167,003 39	
UNDELIVERED ORDERS				---	---	---	---	444,922,660 82	-444,922,660 82	
SUBTOTAL		12	2081	-0-	1,134,523,989 00	---	1,040,564,610 89	93,959,378 11	-0-	
AGRICULTURAL RESOURCE CONSERVATION DEMONSTRATION PROGRAM ACCOUNT, FARMERS HOME ADMINISTRATION FUND RESOURCES UNDISBURSED FUNDS	1994 1993	12	2086	---	3,599,000 00	---	3,598,599 67	---	400 33	
FUND EQUITIES				250 00	---	---	---	---	250 00	
UNOBLIGATED BALANCE				-250 00	---	---	---	400 33	-650 33	
SUBTOTAL		12	2086	-0-	3,599,000 00	---	3,598,599 67	400 33	-0-	
RENTAL ASSISTANCE PROGRAM, FARMERS HOME ADMINISTRATION FUND RESOURCES UNDISBURSED FUNDS	1994 1993 1992 NO YEAR	12	0137	---	446,694,000 00	---	11,996,109 91	---	434,697,890 09	
				395,314,889 67	---	---	50,124,271 03	---	345,190,618 64	
				276,370,746 24	---	---	59,187,303 05	---	217,183,443 19	
AUTHORITY TO BORROW FROM THE TREASURY				1,664,497,626 87	271,732,753 88	---	271,732,753 88	271,797,261 17	1,392,700,365 70	
FUND EQUITIES				---	---	---	---	---	---	
UNOBLIGATED BALANCE				-330,432 31	---	---	---	205,942 00	-536,374 31	
UNDELIVERED ORDERS				-2,335,852,830 47	---	---	---	53,383,112 84	-2,389,235,943 31	
SUBTOTAL		12	0137	-0-	718,426,753 88	---	393,040,437 87	325,386,316 01	-0-	
STATE MEDIATION GRANTS, FARMERS HOME ADMINISTRATION FUND RESOURCES UNDISBURSED FUNDS	1994 1993 1992 NO YEAR	12	0170	---	3,000,000 00	---	1,289,033 20	---	1,710,966 80	
				1,738,697 20	---	---	1,540,081 41	---	198,615 79	
				1,179,727 72	---	---	31,345 91	---	1,148,381 81	
				482,916 35	---	---	2,954 00	---	479,962 35	
FUND EQUITIES				---	---	---	---	---	---	
UNOBLIGATED BALANCE				-1,595,686 35	---	---	---	60,101 12	-1,655,787 47	
UNDELIVERED ORDERS				-1,805,654 92	---	---	---	76,484 36	-1,882,139 28	
SUBTOTAL		12	0170	-0-	3,000,000 00	---	2,863,414 52	136,585 48	-0-	
<b>PUBLIC ENTERPRISE FUNDS</b>										
RURAL HOUSING INSURANCE FUND, LIQUIDATING ACCOUNT, FARMERS HOME ADMINISTRATION FUND RESOURCES: UNDISBURSED FUNDS	NO YEAR	12	4141	---	1,900,000,000 00	<sup>19</sup> -\$1,742,800,000 00	116,229,734 65	---	60,620,232 12	
AUTHORITY TO BORROW FROM THE TREASURY				1,353,725,106 13	3,192,176,750 31	---	---	4,545,901,856 44	---	
ACCOUNTS RECEIVABLE				172,417,970 96	---	---	---	-1,216,652,774 68	1,389,070,745 64	
FUND EQUITIES				---	---	---	---	---	---	
ACCOUNTS PAYABLE				-1,467,042,598 44	---	---	---	-69,803,766 09	-1,397,238,832 35	
UNDELIVERED ORDERS				-78,750,445 42	---	---	---	-26,298,300 01	-52,452,145 41	
SUBTOTAL		12	4141	-0-	5,092,176,750 31	-1,742,800,000 00	116,229,734 65	3,233,147,015 66	-0-	
AGRICULTURAL CREDIT INSURANCE FUND, LIQUIDATING ACCOUNT, FARMERS HOME ADMINISTRATION FUND RESOURCES: UNDISBURSED FUNDS	NO YEAR	12	4140	---	5,280,000,000 00	<sup>20</sup> -5,230,000,000 00	-237,526,907 61	---	324,392,301 20	
ACCOUNTS RECEIVABLE				36,865,393 59	---	---	---	---	---	
				844,703,716 79	---	---	---	594,797,653 72	249,906,063 07	

**APPROPRIATION, OUTLAYS, AND BALANCES - Continued**

Appropriation or Fund Account		Account Symbol			Balances beginning of fiscal year	Appropriations and other obligational authority <sup>1</sup>	Transfers borrowings and investments (net) <sup>2</sup>	Outlays (net)	Balances withdrawn and other transactions <sup>3</sup>	Balances end or fiscal year <sup>4</sup>
Title	Period of Availability	Dept Reg	Tr Fm	Account No.						
<b>FUND EQUITIES:</b>										
UNOBLIGATED BALANCE						---	---	---	-69,007,061.71	---
ACCOUNTS PAYABLE						---	---	---	-240,217,408.62	-560,695,192.02
UNDELIVERED ORDERS						---	---	---	1,953,724.22	-13,603,172.25
						---	---	---	-0-	-0-
	SUBTOTAL	12		4140		5,280,000,000.00	-5,230,000,000.00	-237,526,907.61	287,526,907.61	-0-
<b>RURAL COMMUNICATION DEVELOPMENT FUND, RURAL ELECTRIFICATION ADMINISTRATION FUND RESOURCES:</b>										
UNDISBURSED FUNDS						---	---	---	---	---
ACCOUNTS RECEIVABLE	NO YEAR	12		4142		4,400,146.03	---	843,408.15	---	3,556,737.88
						331,388.75	---	---	-276.85	331,665.60
<b>FUND EQUITIES:</b>										
UNOBLIGATED BALANCE						---	---	---	---	---
ACCOUNTS PAYABLE						---	---	---	---	---
UNDELIVERED ORDERS						---	---	---	---	---
						---	---	---	---	---
	SUBTOTAL	12		4142		-3,493,750.43	---	---	-891,522.59	-2,602,227.84
						-1,231,761.75	---	---	48,391.29	-1,280,153.04
						-6,022.60	---	---	---	-6,022.60
						-0-	---	---	---	-0-
<b>TOTAL, FARMERS HOME ADMINISTRATION</b>						12,850,574,949.19	-6,972,800,000.00	1,879,598,992.24	3,998,175,956.95	---
<b>INTERNATIONAL AGRICULTURAL TRADE SERVICE</b>										
<b>GENERAL FUND ACCOUNTS</b>										
<b>FOREIGN AGRICULTURAL SERVICE FUND RESOURCES:</b>										
UNDISBURSED FUNDS	1994	12		2900		---	115,849,000.00	2179,174,180.07	---	36,674,819.93
	1993					39,669,492.95	---	22,772,291.52	---	16,897,201.43
	1992					16,483,706.35	---	10,659,876.51	---	5,823,829.84
	1991					4,359,063.05	---	-297,006.09	---	4,656,069.14
	1990					2,517,410.42	---	974,929.90	---	1,542,480.52
	1989					1,843,617.01	---	230,512.24	1,613,104.77	---
	NO YEAR					---	3,178,000.00	715,079.29	---	2,462,920.71
ACCOUNTS RECEIVABLE						33,496,543.97	---	---	-30,911,434.33	64,407,978.30
<b>FUND EQUITIES:</b>										
UNOBLIGATED BALANCE						---	---	---	---	---
ACCOUNTS PAYABLE						---	---	---	---	---
UNDELIVERED ORDERS						---	---	---	---	---
						---	---	---	---	---
	SUBTOTAL	12		2900		-5,296,534.80	---	---	4,917,060.08	-10,213,594.88
						-3,794,313.50	---	---	---	-15,460,057.03
						-89,278,985.45	---	---	---	-106,791,647.96
						-0-	119,027,000.00	114,229,863.44	4,797,136.56	-0-
<b>AGRICULTURAL TRADE MISSIONS FUND RESOURCES:</b>										
UNDISBURSED FUNDS	1990	12		2902		35,160.50	---	---	---	35,160.50
	1989					34,566.99	---	---	---	---
<b>FUND EQUITIES:</b>										
UNOBLIGATED BALANCE						---	---	---	---	---
UNDELIVERED ORDERS						---	---	---	---	---
						---	---	---	---	---
	SUBTOTAL	12		2902		-35,160.50	---	---	---	-35,160.50
						-34,566.99	---	---	---	---
						-0-	---	---	---	-0-
<b>TOTAL, INTERNATIONAL AGRICULTURAL TRADE SERVICE</b>						119,027,000.00	---	114,229,863.44	4,797,136.56	---
<b>FOREIGN ASSISTANCE PROGRAMS</b>										
<b>GENERAL FUND ACCOUNTS</b>										
<b>PUBLIC LAW 480 TITLE I FOOD FOR PROGRESS CREDITS, PROGRAM ACCOUNT FUND RESOURCES:</b>										
UNDISBURSED FUNDS	NO YEAR	12		2273		385,000,000.00	---	315,875,620.33	---	69,124,379.67
<b>FUND EQUITIES:</b>										
UNOBLIGATED BALANCE						---	---	---	---	---
ACCOUNTS PAYABLE						---	---	---	---	---
UNDELIVERED ORDERS						---	---	---	---	---
						---	---	---	---	---
	SUBTOTAL	12		2273		-7,310,500.00	---	---	-6,560,563.33	-749,936.67
						-377,689,500.00	---	---	-377,689,500.00	-68,374,443.00
						-0-	---	---	---	-68,374,443.00
						-0-	---	315,875,620.33	-315,875,620.33	-0-

FOOTNOTES AT END OF CHAPTER

APPROPRIATION, OUTLAYS, AND BALANCES - Continued

Appropriation of Fund Account		Account Symbol			Balances beginning of fiscal year	Appropriations and other obligational authority <sup>1</sup>	Transfers borrowings and investments (net) <sup>2</sup>	Outlays (net)	Balances withdrawn and other transactions <sup>3</sup>	Balances end of fiscal year <sup>4</sup>
Title	Period of Availability	Dept. Reg	Account No	Sub No.						
<b>FOREIGN ASSISTANCE PROGRAMS-CONTINUED</b>										
<b>GENERAL FUND ACCOUNTS-CONTINUED</b>										
PUBLIC LAW 480 LIQUIDATING ACCOUNT										
FUND RESOURCES:										
UNDISBURSED FUNDS	NO YEAR	12	2274		\$241,864,889.11	-----	-----	-\$500,872,566.57	22\$686,709,477.32	\$56,027,978.36
ACCOUNTS RECEIVABLE					92,703,194.00	-----	-----	-----	85,319,266.00	7,383,928.00
FUND EQUITIES:										
UNOBLIGATED BALANCE					-258,394,338.11	-----	-----	-----	-194,982,431.75	-63,411,906.36
ACCOUNTS PAYABLE					-76,173,745.00	-----	-----	-----	-76,173,745.00	-----
	SUBTOTAL	12	2274		-0-	-----	-----	-500,872,566.57	500,872,566.57	-0-
PUBLIC LAW 480 PROGRAM ACCOUNT										
FUND RESOURCES:										
UNDISBURSED FUNDS	NO YEAR	12	2277		253,018,880.16	\$307,329,000.00	-----	377,885,023.76	-----	182,462,856.40
ACCOUNTS RECEIVABLE					14,305,539.00	-----	-----	-----	14,305,539.00	-----
FUND EQUITIES:										
UNOBLIGATED BALANCE					-9,109,309.16	-----	-----	-----	107,738,614.25	-116,847,923.40
ACCOUNTS PAYABLE					-258,215,110.00	-----	-----	-----	-258,215,110.00	-----
UNDELIVERED ORDERS					-0-	-----	-----	-----	65,614,933.00	-65,614,933.00
	SUBTOTAL	12	2277		-0-	307,329,000.00	-----	377,885,023.76	-70,556,023.75	-0-
PUBLIC LAW 480 NON-CREDIT ACTIVITY										
FUND RESOURCES:										
UNDISBURSED FUNDS	NO YEAR	12	2278		776,085,676.64	1,151,480,000.00	-----	1,348,896,547.80	-----	578,669,128.84
FUND EQUITIES:										
UNOBLIGATED BALANCE					-58,740,573.00	-----	-----	-----	-29,666,257.16	-29,074,315.84
UNDELIVERED ORDERS					-717,345,103.64	-----	-----	-----	-167,750,290.64	-549,594,813.00
	SUBTOTAL	12	2278		-0-	1,151,480,000.00	-----	1,348,896,547.80	-197,416,547.80	-0-
DEBT RESTRUCTURING UNDER THE ENTERPRISE FOR THE AMERICAS										
FUND RESOURCES:										
UNDISBURSED FUNDS	1993	12	2279		3,192,892.00	-----	-----	-----	-----	3,192,892.00
FUND EQUITIES:										
UNOBLIGATED BALANCE					-3,192,892.00	-----	-----	-----	-----	-3,192,892.00
	SUBTOTAL	12	2279		-0-	-----	-----	-----	-----	-0-
TOTAL, FOREIGN ASSISTANCE PROGRAMS					-----	1,458,809,000.00	-----	1,541,784,625.32	-82,975,625.31	-----
<b>OFFICE OF INTERNATIONAL COOPERATION AND DEVELOPMENT</b>										
<b>GENERAL FUND ACCOUNTS</b>										
SCIENTIFIC ACTIVITIES OVERSEAS, FOREIGN CURRENCY PROGRAM, AGRICULTURE										
FUND RESOURCES:										
UNDISBURSED FUNDS	NO YEAR	12	1404		6,995,677.28	-----	-----	389,463.19	-----	6,606,214.09
FUND EQUITIES:										
UNOBLIGATED BALANCE					-100,700.00	-----	-----	-----	39,200.00	-139,900.00
ACCOUNTS PAYABLE					-642,475.21	-----	-----	-----	-642,475.21	-----
UNDELIVERED ORDERS					-6,252,502.07	-----	-----	-----	213,812.02	-6,466,314.09
	SUBTOTAL	12	1404		-0-	-----	-----	389,463.19	-389,463.19	-0-
OFFICE OF INTERNATIONAL COOPERATION AND DEVELOPMENT, AGRICULTURE										
FUND RESOURCES:										
UNDISBURSED FUNDS	1994	12	3200		-----	-----	-----	9,358.46	-----	\$-9,358.46
	1993				540,192.09	-----	-----	4,661,864.56	-----	\$-4,121,672.47
	1992				526,121.10	-----	-----	4,033,925.35	-----	\$-3,507,804.25
	1991				1,046,662.95	-----	-----	1,304,725.26	-----	\$-258,062.31
	1990				1,046,376.62	-----	-----	204,035.69	-----	842,340.93
	1989				381,954.86	-----	-----	426,428.02	-----	\$-44,473.16
	NO YEAR				1,760,191.20	-----	-----	1,266,153.89	-----	494,037.31
	PRIOR YEARS				-7,246,223.51	-----	-----	-----	-----	\$-7,246,223.51
ACCOUNTS RECEIVABLE					35,311,525.66	-----	-----	-----	9,948,933.23	25,362,592.43
FUND EQUITIES:										
UNOBLIGATED BALANCE					-5,035,169.62	-----	-----	-----	-1,423,448.20	-3,611,721.42
ACCOUNTS PAYABLE					-4,975,027.62	-----	-----	-----	-2,247,975.22	-2,727,052.40
UNDELIVERED ORDERS					-23,356,603.73	-----	-----	-----	-18,184,001.04	-5,172,602.69
	SUBTOTAL	12	3200		-0-	-----	-----	11,906,491.23	-11,906,491.23	-0-

**APPROPRIATION, OUTLAYS, AND BALANCES - Continued**

Appropriation or Fund Account		Account Symbol			Balances beginning of fiscal year	Appropriations and other obligational authority <sup>1</sup>	Transfers borrowings and investments (net) <sup>2</sup>	Outlays (net)	Balances withdrawn and other transactions <sup>3</sup>	Balances end of fiscal year <sup>4</sup>
Title	Period of Availability	Dept. Reg	Tr. Fm	Account No.						
<b>TRUST FUND ACCOUNTS</b>										
MISCELLANEOUS CONTRIBUTED FUNDS										
OFFICE OF INTERNATIONAL COOPERATION AND DEVELOPMENT										
FUND RESOURCES:										
UNDISBURSED FUNDS	NO YEAR	12		8232	3,690,140.16	1,704,008.63	---	2,888,815.60	---	2,505,333.19
ACCOUNTS RECEIVABLE					2,810,668.00	---	---	557,567.56	---	2,253,100.44
FUND EQUITIES:										
UNOBLIGATED BALANCE					-5,343,478.23	---	---	---	-2,573,188.13	-2,770,290.10
ACCOUNTS PAYABLE					-47,468.66	---	---	---	14,645.09	-62,113.75
UNDELIVERED ORDERS					-1,109,861.27	---	---	---	816,168.51	-1,926,029.78
SUBTOTAL		12		8232	-0-	1,704,008.63	---	2,888,815.60	-1,184,806.97	-0-
TOTAL, OFFICE OF INTERNATIONAL COOPERATION AND DEVELOPMENT					---	1,704,008.63	---	15,184,770.02	-13,480,761.39	---
<b>RURAL DEVELOPMENT ADMINISTRATION</b>										
<b>GENERAL FUND ACCOUNT</b>										
DISTANCE LEARNING AND MEDICAL LINK PROGRAMS, RURAL ELECTRIFICATION ADMINISTRATION										
FUND RESOURCES:										
UNDISBURSED FUNDS	NO YEAR	12		1232	10,000,000.00	10,000,000.00	---	686,637.00	---	19,313,363.00
FUND EQUITIES:										
UNOBLIGATED BALANCE					-10,000,000.00	---	---	---	-10,000,000.00	---
UNDELIVERED ORDERS					---	---	---	---	19,313,363.00	-19,313,363.00
SUBTOTAL		12		1232	-0-	10,000,000.00	---	686,637.00	9,313,363.00	-0-
SALARIES AND EXPENSES, RURAL DEVELOPMENT ADMINISTRATION										
FUND RESOURCES:										
UNDISBURSED FUNDS	1994	12		3400	---	14,700,000.00	---	5,127,602.15	---	9,572,397.85
	1993				12,122,931.97	---	---	3,614,518.74	---	8,508,413.23
	1992				24,250,519.65	---	---	796,284.25	---	23,454,235.40
ACCOUNTS RECEIVABLE					353.65	---	---	---	-404.80	758.45
FUND EQUITIES:										
UNOBLIGATED BALANCE					-26,005,505.79	---	---	---	954,806.22	-26,960,312.01
ACCOUNTS PAYABLE					-1,033,236.48	---	---	---	1,349,320.45	-2,382,556.93
UNDELIVERED ORDERS					-9,335,063.00	---	---	---	2,857,872.99	-12,192,935.99
SUBTOTAL		12		3400	-0-	14,700,000.00	---	9,538,405.14	5,161,594.86	-0-
SOLID WASTE MANAGEMENT GRANTS, FARMERS HOME ADMINISTRATION										
FUND RESOURCES:										
UNDISBURSED FUNDS	1994	12		2045	---	3,000,000.00	---	6,450.00	---	2,993,550.00
	1993				2,979,920.84	---	---	2,231,817.84	---	748,103.00
	1992				970,169.49	---	---	682,145.44	---	288,024.05
	1991				248,189.84	---	---	132,855.84	---	115,334.00
FUND EQUITIES:										
UNOBLIGATED BALANCE					-310.00	---	---	---	55,292.04	-55,602.04
UNDELIVERED ORDERS					-4,197,970.17	---	---	---	-108,561.16	-4,089,409.01
SUBTOTAL		12		2045	-0-	3,000,000.00	---	3,053,269.12	-53,269.12	-0-
EMERGENCY COMMUNITY WATER ASSISTANCE GRANTS, FARMERS HOME ADMINISTRATION										
FUND RESOURCES:										
UNDISBURSED FUNDS	1994	12		2046	---	10,000,000.00	---	692,303.82	---	9,307,696.18
	1993-94				20,000,000.00	---	---	200,420.00	---	19,799,580.00
	1993				9,422,464.20	---	---	4,536,521.96	---	4,885,942.24
	1992-93				10,400,000.00	---	---	125,450.00	---	10,274,550.00
	1992				5,617,539.73	---	---	3,825,440.73	---	1,792,099.00
	1991				2,287,628.19	---	---	1,521,530.27	---	766,097.92
FUND EQUITIES:										
UNOBLIGATED BALANCE					-29,721,392.06	---	---	---	-10,220,559.38	-19,500,832.68
UNDELIVERED ORDERS					-18,006,240.06	---	---	---	9,318,892.60	-27,325,132.66
SUBTOTAL		12		2046	-0-	10,000,000.00	---	10,901,666.78	-901,666.78	-0-



APPROPRIATION, OUTLAYS, AND BALANCES - Continued

Appropriation or Fund Account		Account Symbol			Balances beginning of fiscal year	Appropriations and other obligational authority <sup>1</sup>	Transfers borrowings and investments (net) <sup>2</sup>	Outlays (net)	Balances withdrawn and other transactions <sup>3</sup>	Balances end or fiscal year <sup>4</sup>
Title	Period of Availability	Dept Reg	Tr Fm	Account No						
<b>RURAL DEVELOPMENT ADMINISTRATION-CONTINUED</b>										
<b>GENERAL FUND ACCOUNT-CONTINUED</b>										
RURAL WATER AND WASTE DISPOSAL GRANTS, FARMERS HOME ADMINISTRATION FUND RESOURCES										
UNDISBURSED FUNDS	1992-93 NO YEAR	12		2066	\$5,600,000.00 903,432,933.09	----- \$487,500,000.00	----- -----	----- \$322,673,318.89	----- -----	\$5,600,000.00 1,068,259,614.20
FUND EQUITIES										
UNOBLIGATED BALANCE					-13,637,255.29	-----	-----	-----	-5,069,590.62	-8,567,664.67
UNDELIVERED ORDERS					-895,395,677.80	-----	-----	-----	169,896,271.73	-1,065,291,949.53
					-0-	-----	-----	-----	164,826,681.11	-0-
ALCOHOL FUELS CREDIT GUARANTEE PROGRAM ACCOUNT, FARMERS HOME ADMINISTRATION FUND RESOURCES										
UNDISBURSED FUNDS	NO YEAR	12		2072	9,000,000.00	-----	-----	-----	-----	9,000,000.00
FUND EQUITIES										
UNOBLIGATED BALANCE					-9,000,000.00	-----	-----	-----	-----	-9,000,000.00
					-0-	-----	-----	-----	-----	-0-
RURAL DEVELOPMENT INSURANCE FUND PROGRAM ACCOUNT, FARMERS HOME ADMINISTRATION FUND RESOURCES										
UNDISBURSED FUNDS	1994 1993-94 1993 1992-93 1992 NO YEAR	12		2082	----- 12,705,000.00 128,378,099.15 9,481,501.01 79,138,548.16	-1,487,500.00 ----- ----- ----- ----- 203,660,257.00	\$1,487,500.00 ----- ----- ----- ----- ----- -1,487,500.00	----- ----- 19,604,259.28 -525,370.51 28,887,877.17 67,907,027.50	----- ----- ----- ----- ----- -232,951,398.73	----- 12,705,000.00 108,773,839.87 10,006,871.52 50,250,670.99 134,265,729.50 232,951,398.73
ACCOUNTS RECEIVABLE										
FUND EQUITIES										
UNOBLIGATED BALANCE					-74,472,936.97	-----	-----	-----	8,065,880.48	-82,538,817.45
ACCOUNTS PAYABLE					-155,230,211.35	-----	-----	-----	78,233,083.08	-233,463,294.43
UNDELIVERED ORDERS					-----	-----	-----	-----	232,951,398.73	-232,951,398.73
					-0-	-----	-----	-----	86,298,963.56	-0-
RURAL DEVELOPMENT INSURANCE FUND, LIQUIDATING ACCOUNT, FARMERS HOME ADMINISTRATION FUND RESOURCES										
UNDISBURSED FUNDS	NO YEAR	12		4155	112,658,488.32 389,371,490.68 80,300,547.31	425,000,000.00 739,577,790.17 -----	-10,000,000.00 ----- -----	281,113,295.21 ----- -----	----- 1,128,949,280.85 -104,297,942.03	246,545,193.11 ----- 184,598,489.34
AUTHORITY TO BORROW FROM THE TREASURY										
ACCOUNTS RECEIVABLE										
FUND EQUITIES										
ACCOUNTS PAYABLE					-328,040,489.91	-----	-----	-----	-15,211,177.57	-312,829,312.34
UNDELIVERED ORDERS					-254,290,036.40	-----	-----	-----	-135,975,666.29	-118,314,370.11
					-0-	-----	-----	-----	873,464,494.96	-0-
TOTAL RURAL DEVELOPMENT ADMINISTRATION					-----	1,891,950,547.17	-10,000,000.00	743,840,385.58	1,138,110,161.59	-----
<b>RURAL ELECTRIFICATION ADMINISTRATION</b>										
<b>GENERAL FUND ACCOUNTS</b>										
RURAL ELECTRIFICATION AND TELEPHONE LOANS PROGRAM ACCOUNT, RURAL ELECTRIFICATION ADMINISTRATION FUND RESOURCES										
UNDISBURSED FUNDS	1993 1992 NO YEAR	12		1230	164,058,771.37 118,710,249.06	----- ----- 117,615,000.00	513,000.00 ----- -513,000.00	40,665,693.14 30,255,356.18 32,972,779.26	----- ----- -----	123,906,078.23 88,454,892.88 84,129,220.74
FUND EQUITIES										
UNOBLIGATED BALANCE					-15,206,478.52	-----	-----	-----	11,377,111.10	-26,583,589.62
UNDELIVERED ORDERS					-267,562,541.91	-----	-----	-----	2,344,060.32	-269,906,602.23
					-0-	-----	-----	-----	13,721,171.42	-0-
RURAL TELEPHONE BANK PROGRAM ACCOUNT, RURAL ELECTRIFICATION ADMINISTRATION FUND RESOURCES										
UNDISBURSED FUNDS	1993 1992 NO YEAR	12		1231	34,733.00 3,107,782.36	----- ----- 13,281,000.00	95,000.00 1,274,000.00 -1,369,000.00	100,182.14 1,931,299.78 8,794,000.00	----- ----- -----	29,550.86 2,450,482.58 3,118,000.00

**APPROPRIATION, OUTLAYS, AND BALANCES - Continued**

Appropriation or Fund Account		Account Symbol			Balances beginning of fiscal year	Appropriations and other obligational authority <sup>1</sup>	Transfers borrowings and investments (net) <sup>2</sup>	Outlays (net)	Balances withdrawn and other transactions <sup>3</sup>	Balances end or fiscal year <sup>4</sup>
Title	Period of Availability	Dept Reg	Tr Fr	Account No.						
<b>FUND EQUITIES:</b>										
UNOBLIGATED BALANCE									2,484,336.32	-2,484,350.55
UNDELIVERED ORDERS									-28,818.24	-3,113,682.89
									2,455,518.08	-0-
	SUBTOTAL	12		1231		13,281,000.00		10,825,481.92		
<b>SALARIES AND EXPENSES, RURAL ELECTRIFICATION ADMINISTRATION FUND RESOURCES:</b>										
UNDISBURSED FUNDS	1994	12		3100				5,143,022.75		5,143,022.75
	1993							3,031,684.25		2,580,622.16
	1992							129,191.40		3,439,665.67
	1991							135,464.23		1,534,842.43
	1990							3,008.18		1,042,062.75
	1989							120,391.17	764,728.97	
									-482,938.70	492,819.70
ACCOUNTS RECEIVABLE										
<b>FUND EQUITIES:</b>										
UNOBLIGATED BALANCE									783,580.38	-8,565,219.67
ACCOUNTS PAYABLE									499,036.02	-1,680,563.93
UNDELIVERED ORDERS									158,876.85	-3,987,251.86
	SUBTOTAL	12		3100				-1,723,283.52	1,723,283.52	-0-
<b>OFFICE OF THE ADMINISTRATION, RURAL FUND RESOURCES:</b>										
UNDISBURSED FUNDS	1993	12		3103				7,487.12		45,148.56
	1992									118,843.39
	1991									21,192.30
	1990									15,572.26
	1989								102,747.30	
										374.05
ACCOUNTS RECEIVABLE										
<b>FUND EQUITIES:</b>										
UNOBLIGATED BALANCE									-104,632.36	-199,952.22
ACCOUNTS PAYABLE									-5,976.11	
UNDELIVERED ORDERS										-804.29
	SUBTOTAL	12		3103				7,487.12	-7,487.12	-0-
<b>PUBLIC ENTERPRISE FUNDS</b>										
<b>RURAL ELECTRIFICATION AND TELEPHONE REVOLVING FUND, LIQUIDATING ACCOUNT, RURAL ELECTRIFICATION ADMINISTRATION FUND RESOURCES:</b>										
UNDISBURSED FUNDS	NO YEAR	12		4230		884,340,566.63		570,856,256.37		1,047,101,155.51
AUTHORITY TO BORROW FROM THE TREASURY						3,009,123,406.28	809,751,256.25	-238,895,000.00	1,323,667,594.98	2,256,312,067.55
ACCOUNTS RECEIVABLE						26,736,139.97			-12,319,806.94	39,055,946.91
<b>FUND EQUITIES:</b>										
ACCOUNTS PAYABLE						-35,908,957.98			86,394,495.53	-122,303,453.51
UNDELIVERED ORDERS						-3,884,291,154.90			-664,125,438.44	-3,220,165,716.46
	SUBTOTAL	12		4230			809,751,256.25	-809,751,256.37	733,616,845.25	-0-
<b>RURAL TELEPHONE BANK, LIQUIDATING ACCOUNT, RURAL ELECTRIFICATION ADMINISTRATION FUND RESOURCES:</b>										
UNDISBURSED FUNDS	NO YEAR	12		4231		69,025,854.33		252,776,145.10		32,672,009.01
AUTHORITY TO BORROW FROM THE TREASURY AND THE PUBLIC						372,790,437.09	252,776,145.10	-273,121,416.50	43,805,325.95	308,639,839.74
ACCOUNTS RECEIVABLE						6,035,144.10			-31,329,062.47	37,364,206.57
<b>FUND EQUITIES:</b>										
ACCOUNTS PAYABLE						-19,202,628.24			29,160,843.14	-48,363,471.38
UNDELIVERED ORDERS						-428,648,807.28			-98,336,223.34	-330,312,583.94
	SUBTOTAL	12		4231			252,776,145.10	-525,897,561.60	-228,263,892.32	-44,857,524.18
<b>TRUST FUND ACCOUNTS</b>										
<b>RURAL TELEPHONE BANK EQUITY ACCOUNT, RURAL ELECTRIFICATION ADMINISTRATION FUND RESOURCES:</b>										
UNDISBURSED FUNDS	NO YEAR	12		8139		177,428,615.62	1,809,549.87	-261,140,224.08		1,624,331.64
UNREALIZED DISCOUNT ON INVESTMENTS								-6,774,775.92		-6,774,775.92
INVESTMENT IN PUBLIC DEBT SECURITIES								267,915,000.00		267,915,000.00
<b>FUND EQUITIES:</b>										
UNOBLIGATED BALANCE						-177,428,615.62			85,335,940.10	-262,764,555.72
	SUBTOTAL	12		8139			1,809,549.87	-83,526,390.23	85,335,940.10	-0-
<b>TOTAL, RURAL ELECTRIFICATION ADMINISTRATION</b>							1,195,232,951.22	-1,335,648,817.97	-932,403,613.70	791,987,746.95

APPROPRIATION, OUTLAYS, AND BALANCES - Continued

Appropriation or Fund Account		Account Symbol				Balances beginning of fiscal year	Appropriations and other obligational authority <sup>1</sup>	Transfers borrowings and investments (net) <sup>2</sup>	Outlays (net)	Balances withdrawn and other transactions <sup>3</sup>	Balances end or fiscal year <sup>4</sup>
Title	Period of Availability	Dept Reg	Tr Fm	Account No	Sub No						
<b>FEDERAL CROP INSURANCE CORPORATION</b>											
<b>GENERAL FUND ACCOUNTS</b>											
ADMINISTRATIVE AND OPERATING EXPENSE, FEDERAL CROP INSURANCE CORPORATION FUND RESOURCES											
UNDISBURSED FUNDS	1994	12		2707		---	\$319,216,000.00	---	\$193,499,677.86	---	\$125,716,322.14
	1993					\$139,262,490.48	---	118,916,510.46	---	---	20,345,980.02
	1992					14,067,926.99	---	4,302,017.34	---	---	9,765,909.65
	1991					76,464,087.28	---	-102,686.19	---	---	76,566,773.47
	1990					5,956,508.41	---	-10,516.87	---	---	5,967,025.28
	1989					776,165.76	---	4,823.04	---	\$771,342.72	---
ACCOUNTS RECEIVABLE						25,397.94	---	---	---	3,329.34	22,068.60
FUND EQUITIES							---	---	---	12,351,648.97	-95,342,981.29
UNOBLIGATED BALANCE						-82,991,332.32	---	---	---	-2,723,887.81	-137,116,351.44
ACCOUNTS PAYABLE						-139,840,239.25	---	---	---	-7,796,258.86	-5,924,746.43
UNDELIVERED ORDERS						-13,721,005.29	---	---	---	-	-
	SUBTOTAL	12		2707		-0-	319,216,000.00	---	316,609,825.64	2,606,174.36	-0-
<b>PUBLIC ENTERPRISE FUNDS</b>											
FEDERAL CROP INSURANCE CORPORATION FUND											
FUND RESOURCES											
UNDISBURSED FUNDS	NO YEAR	12		4085		1,255,393,967.49	576,767,000.00	-\$113,000,000.00	1,006,850,007.04	---	712,310,960.45
ACCOUNTS RECEIVABLE						521,950,515.76	---	---	---	-131,810,485.45	653,761,001.21
FUND EQUITIES							---	---	---	---	
UNOBLIGATED BALANCE						-750,750,806.12	---	---	---	-341,090,643.65	-409,660,162.47
ACCOUNTS PAYABLE						-1,026,593,677.13	---	---	---	-70,181,877.94	-956,411,799.19
	SUBTOTAL	12		4085		-0-	576,767,000.00	-113,000,000.00	1,006,850,007.04	-543,083,007.04	-0-
TOTAL, FEDERAL CROP INSURANCE CORPORATION						---	895,983,000.00	-113,000,000.00	1,323,459,832.68	-540,476,832.68	---
<b>COMMODITY CREDIT CORPORATION</b>											
<b>GENERAL FUND ACCOUNTS</b>											
OUTREACH FOR SOCIALLY DISADVANTAGE FARMERS, FARMERS HOME ADMINISTRATION FUND RESOURCES											
UNDISBURSED FUNDS	NO YEAR	12		0601		---	3,000,000.00	---	---	---	3,000,000.00
FUND EQUITIES							---	---	---	---	
UNOBLIGATED BALANCE						---	---	---	---	3,000,000.00	-3,000,000.00
	SUBTOTAL	12		0601		-0-	3,000,000.00	---	---	3,000,000.00	-0-
COMMODITY CREDIT CORPORATION EXPORT LOANS PROGRAM ACCOUNT FUND RESOURCES											
UNDISBURSED FUNDS	1994	12		1336		---	3,381,000.00	---	3,381,000.00	---	---
	NO YEAR					315,834,029.90	403,238,000.00	---	101,174,780.76	---	617,897,249.14
FUND EQUITIES							---	---	---	---	
UNOBLIGATED BALANCE						-263,656,404.90	---	---	---	282,863,302.24	-546,519,707.14
ACCOUNTS PAYABLE						-52,177,625.00	---	---	---	-52,177,625.00	---
UNDELIVERED ORDERS						---	---	---	---	71,377,542.00	-71,377,542.00
	SUBTOTAL	12		1336		-0-	406,619,000.00	---	104,555,780.76	302,063,219.24	-0-
<b>PUBLIC ENTERPRISE FUNDS</b>											
COMMODITY CREDIT CORPORATION FUND, LIQUIDATING ACCOUNT FUND RESOURCES											
UNDISBURSED FUNDS	1993-94	12		4336		1,347,971,176.00	---	---	1,347,971,176.00	---	---
	1992-93					357,549,875.65	---	---	-12,827,220.19	---	370,377,095.84
	NO YEAR					-2,792,330,034.92	17,611,614,191.00	\$8,287,635,109.75	7,795,055,364.65	---	\$1,263,406,318.32

**APPROPRIATION, OUTLAYS, AND BALANCES - Continued**

Appropriation or Fund Account		Account Symbol			Balances beginning of fiscal year	Appropriations and other obligational authority <sup>1</sup>	Transfers borrowings and investments (net) <sup>2</sup>	Outlays (net)	Balances withdrawn and other transactions <sup>3</sup>	Balances end or fiscal year <sup>4</sup>	
Title	Period of Availability	Dept. Reg	Fm. Tr	Account No.							Sub No.
REIMBURSEMENT FOR COSTS OF NATIONAL WOOL ACT TRANSFER TO:	NO YEAR	12		5210		-179,305,051.18	179,305,051.18	-----	211,279,805.06	-----	5-211,279,805.06
AGENCY FOR INTERNATIONAL DEVELOPMENT	NO YEAR	72	12	4336		29,367,211.50	-----	451,088,541.00	410,704,904.25	-----	69,750,848.25
AUTHORITY TO BORROW FROM THE TREASURY						5,254,702,102.44	33,164,841,002.56	-25,328,294,433.81	-----	-----	13,091,248,671.19
ACCOUNTS RECEIVABLE						30,829,513,198.03	-----	-----	-----	10,350,083,543.56	20,479,429,654.47
FUND EQUITIES:											
UNOBLIGATED BALANCE						-5,866,053,286.60	-----	-----	-----	3,440,814,743.45	-9,306,868,030.05
ACCOUNTS PAYABLE						-28,974,876,325.25	-----	-----	-----	-6,117,539,249.57	-22,857,337,075.68
UNDELIVERED ORDERS						-6,538,865.67	-----	-----	-----	365,376,174.97	-371,915,040.64
						-0-	-----	-----	-----	8,038,735,212.41	-0-
	SUBTOTAL	12		4336			50,955,760,244.74	-33,164,841,002.56	2 <sup>9</sup> 9,752,184,029.77		
COMMODITY CREDIT CORPORATION DIRECT LOANS, LIQUIDATING ACCOUNT											
FUND RESOURCES:											
UNDISBURSED FUNDS	NO YEAR	12		4338		1,134,037,119.38	-----	-----	478,911,748.71	-----	655,125,370.67
ACCOUNTS RECEIVABLE						31,677,405.00	-----	-----	-----	31,467,772.00	209,633.00
FUND EQUITIES:											
UNOBLIGATED BALANCE						-1,132,818,988.38	-----	-----	-----	-477,483,984.71	-655,335,003.67
ACCOUNTS PAYABLE						-32,895,536.00	-----	-----	-----	-32,895,536.00	-----
UNDELIVERED ORDERS						-0-	-----	-----	-----	-478,911,748.71	-0-
	SUBTOTAL	12		4338					478,911,748.71		
TOTAL, COMMODITY CREDIT CORPORATION							51,365,379,244.74	-33,164,841,002.56	10,335,651,559.24	7,864,886,682.94	-----
<b>FOOD AND NUTRITION SERVICE</b>											
<b>GENERAL FUND ACCOUNTS</b>											
FOOD PROGRAM ADMINISTRATION, FOOD AND NUTRITION SERVICE											
FUND RESOURCES:											
UNDISBURSED FUNDS	1994	12		3508		-----	107,786,668.00	-----	98,691,755.90	-----	9,094,912.10
	1993					7,920,119.71	-----	-----	7,216,519.48	-----	703,600.23
	1992					2,478,535.50	-----	-----	1,100,428.88	-----	1,378,106.62
	1991					909,594.87	-----	-----	16,958.50	-----	892,636.37
	1990					447,666.41	-----	-----	61,368.22	-----	386,298.19
	1989					508,200.36	-----	-----	6,579.73	501,620.63	-----
	NO YEAR					41,249.33	-----	-----	-----	-----	41,249.33
						117,169.41	-----	-----	-----	-166,594.69	283,764.10
ACCOUNTS RECEIVABLE											
FUND EQUITIES:											
UNOBLIGATED BALANCE						-2,297,706.21	-----	-----	-----	-740,546.57	28-1,557,159.64
ACCOUNTS PAYABLE						-3,623,965.49	-----	-----	-----	804,593.48	-4,428,558.97
UNDELIVERED ORDERS						-6,500,863.89	-----	-----	-----	293,984.44	-6,794,848.33
	SUBTOTAL	12		3508		-0-	107,786,668.00	-----	107,093,610.71	693,057.29	-0-
FOOD STAMP PROGRAM, FOOD AND NUTRITION SERVICE											
FUND RESOURCES:											
UNDISBURSED FUNDS	1994	12		3505		-----	28,124,183,000.00	-----	2 <sup>9</sup> 25,223,584,904.23	-----	2,900,598,095.77
	1993					3,730,081,516.05	-----	-----	212,138,052.74	-----	3,517,943,463.31
	1992-93					308,000,000.00	-----	-----	9,192,322.00	-----	298,807,678.00
	1992					1,283,082,578.86	-----	-----	1,605,080.97	-----	1,281,477,497.89
	1991					156,940,549.11	-----	-----	4,397,051.44	-----	152,543,497.67
	1990					485,193,932.73	-----	-----	2,291,812.57	-----	482,902,120.16
	1989					87,683,954.68	-----	-----	5,987,414.58	81,696,540.10	-----
						177,307,178.05	-----	-----	-----	176,056,950.50	1,250,227.55
ACCOUNTS RECEIVABLE											
UNFILLED CUSTOMER ORDERS											
FUND EQUITIES:											
UNOBLIGATED BALANCE						-4,568,598,745.65	-----	-----	-----	3,564,674,342.70	30-8,133,273,088.35
ACCOUNTS PAYABLE						-1,636,015,063.35	-----	-----	-----	-1,274,690,901.35	-361,324,162.00
UNDELIVERED ORDERS						-23,675,900.48	-----	-----	-----	157,089,047.52	-180,764,948.00
	SUBTOTAL	12		3505		-0-	28,124,183,000.00	-----	25,459,196,638.53	2,664,986,361.47	-0-

FOOTNOTES AT END OF CHAPTER

APPROPRIATION, OUTLAYS, AND BALANCES - Continued

Appropriation or Fund Account		Account Symbol			Balances beginning of fiscal year	Appropriations and other obligational authority <sup>1</sup>	Transfers borrowings and investments (net) <sup>2</sup>	Outlays (net)	Balances withdrawn and other transactions <sup>3</sup>	Balances end or fiscal year <sup>4</sup>
Title	Period of Availability	Dept. Reg	Account No.	Sub No.						
<b>FOOD AND NUTRITION SERVICE-CONTINUED</b>										
<b>GENERAL FUND ACCOUNTS-CONTINUED</b>										
SPECIAL MILK PROGRAM, FOOD AND NUTRITION SERVICE										
FUND RESOURCES										
UNDISBURSED FUNDS	1994-95	12	3502		---	\$20,277,000.00	---	\$14,810,148.75	---	\$5,466,851.25
	1993-94				\$4,265,144.70	---	---	3,373,375.19	---	891,769.51
	1992-93				4,897,972.85	---	---	2,703,556.75	---	2,194,416.10
	1991-92				2,190,242.54	---	---	-713.25	---	2,190,955.79
	1990-91				219,114.82	---	---	-71.00	---	219,185.82
	1989-90				29,695.28	---	---	---	---	29,695.28
	1988-89				2,332,430.11	---	---	---	\$2,332,430.11	---
ACCOUNTS RECEIVABLE					187,903.78	---	---	---	187,903.78	---
UNFILLED CUSTOMER ORDERS					---	---	---	---	-257,313.00	257,313.00
FUND EQUITIES					---	---	---	---	---	---
UNOBLIGATED BALANCE					-7,166,642.46	---	---	---	177,454.29	<sup>31</sup> -7,344,096.75
ACCOUNTS PAYABLE					-6,955,861.62	---	---	---	-3,516,461.62	-3,439,400.00
UNDELIVERED ORDERS					---	---	---	---	466,690.00	-466,690.00
	SUBTOTAL	12	3502		-0-	20,277,000.00	---	20,886,296.44	-609,296.44	-0-
CHILD NUTRITION PROGRAMS, FOOD AND NUTRITION SERVICE										
FUND RESOURCES:										
UNDISBURSED FUNDS	1994-95	12	3539		---	7,497,131,000.00	---	*6,112,592,851.22	---	1,384,538,148.78
	1993-94				1,026,246,007.78	---	---	890,098,105.52	---	136,147,902.26
	1992-93				72,902,438.73	---	---	40,709,674.26	---	32,192,764.47
	1991-92				10,760,400.82	---	---	106,728.68	---	10,653,672.14
	1990-91				22,207,298.19	---	---	-199,983.59	---	22,407,281.78
	1989-90				12,380,443.99	---	---	-163,856.12	---	12,544,300.11
	1988-89				10,459,481.02	---	---	-47,927.34	---	10,507,408.36
ACCOUNTS RECEIVABLE					114,150,926.61	---	---	---	114,150,626.61	300.00
UNFILLED CUSTOMER ORDERS					---	---	---	---	-120,146,141.00	120,146,141.00
FUND EQUITIES					---	---	---	---	---	---
UNOBLIGATED BALANCE					-263,819,435.20	---	---	---	363,625,064.34	<sup>33</sup> -627,444,499.54
ACCOUNTS PAYABLE					-993,944,926.24	---	---	---	26,419,065.76	-1,020,363,992.00
UNDELIVERED ORDERS					-11,342,635.70	---	---	---	59,479,383.30	-70,822,019.00
	SUBTOTAL	12	3539		-0-	7,497,131,000.00	---	7,043,095,592.63	454,035,407.37	-0-
SPECIAL SUPPLEMENTAL FOOD PROGRAM FOR WOMEN, INFANTS, AND CHILDREN (WIC), FOOD AND NUTRITION SERVICE										
FUND RESOURCES:										
UNDISBURSED FUNDS	1994-95	12	3510		---	3,210,000,000.00	---	*2,928,343,791.98	---	281,656,208.02
	1993-94				213,563,650.87	---	---	200,792,265.04	---	12,771,385.83
	1992-93				40,767,025.94	---	---	31,072,305.65	---	9,694,720.29
	1991-92				1,099,350.47	---	---	-3,747.71	---	1,103,098.18
	1990-91				628,236.39	---	---	-439,692.36	---	1,067,928.75
	1989-90				4,382,191.47	---	---	-27,566.20	---	4,409,757.67
	1988-89				1,926,484.98	---	---	-82,237.63	---	2,008,722.61
ACCOUNTS RECEIVABLE					26,001,097.39	---	---	---	26,001,097.39	---
UNFILLED CUSTOMER ORDERS					---	---	---	---	-42,632,411.00	42,632,411.00
FUND EQUITIES					---	---	---	---	---	---
UNOBLIGATED BALANCE					-33,395,907.84	---	---	---	22,139,523.89	<sup>35</sup> -55,535,431.73
ACCOUNTS PAYABLE					-250,483,035.08	---	---	---	44,976,520.75	-295,459,555.83
UNDELIVERED ORDERS					-4,489,094.59	---	---	---	---	-2,340,522.18
	SUBTOTAL	12	3510		-0-	3,210,000,000.00	---	3,159,655,118.77	50,344,881.23	-0-
FOOD DONATIONS PROGRAMS FOR SELECTED GROUPS, FOOD AND NUTRITION SERVICE										
FUND RESOURCES:										
UNDISBURSED FUNDS	1994-95	12	3503		---	218,641,000.00	---	155,174,749.90	---	63,466,250.10
	1994				---	40,000,000.00	---	*39,936,121.00	---	63,879.00
	1993-94				48,044,806.54	---	---	46,116,803.16	---	1,928,003.38
	1993				1,567,452.12	---	---	-5,735,658.00	---	7,303,110.12
	1992				6,428,750.21	---	---	1,798,086.58	---	4,630,663.63
	1991				21,973,810.99	---	---	8,037,761.48	---	13,936,049.51
	1990				5,689,668.16	---	---	6,697.43	---	5,682,970.73
	1989				2,979,600.48	---	---	58,544.62	---	2,921,055.86
ACCOUNTS RECEIVABLE					42,348,458.56	---	---	---	42,348,458.56	---
UNFILLED CUSTOMER ORDERS					---	---	---	---	-23,473,622.00	23,473,622.00

**APPROPRIATION, OUTLAYS, AND BALANCES - Continued**

Appropriation or Fund Account Title	Period of Availability	Account Symbol			Balances beginning of fiscal year	Appropriations and other obligational authority <sup>1</sup>	Transfers borrowings and investments (net) <sup>2</sup>	Outlays (net)	Balances withdrawn and other transactions <sup>3</sup>	Balances end or fiscal year <sup>4</sup>
		Dept Reg	Tr Fm	Account No.						
<b>FUND EQUITIES:</b>										
UNOBLIGATED BALANCE					-71,257,597.20	-----	-----	-----	-7,086,378.85	37-64,171,218.35
ACCOUNTS PAYABLE					-55,485,126.10	-----	-----	-----	-16,233,945.10	-39,251,181.00
UNDELIVERED ORDERS					-2,289,823.76	-----	-----	-----	14,772,325.36	-17,062,149.12
SUBTOTAL		12		3503	-0-	258,641,000.00	-----	245,393,106.17	13,247,893.83	-0-
<b>COMMODITY SUPPLEMENTAL FOOD PROGRAM, FOOD AND NUTRITION SERVICE FUND RESOURCES:</b>										
UNDISBURSED FUNDS	1994-95	12		3512	-----	104,500,000.00	-----	82,617,741.41	-----	21,882,258.59
	1993-94				15,702,978.10	-10,000,000.00	-----	5,300,845.49	-----	402,132.61
	1992-93				2,761,805.87	-----	-----	1,368,696.00	-----	1,393,109.87
	1991-92				3,159,836.48	-----	-----	60,451.00	-----	3,099,385.48
	1990-91				624,139.22	-----	-----	-----	-----	624,139.22
	1989-90				1,599.91	-----	-----	-----	-----	1,599.91
	1988-89				22,856.53	-----	-----	-----	22,856.53	-----
SUBTOTAL					20,218,926.85	-----	-----	-----	20,218,926.85	-----
ACCOUNTS RECEIVABLE					-----	-----	-----	-----	-----	-----
UNFILLED CUSTOMER ORDERS					-----	-----	-----	-----	-18,766,448.00	18,766,448.00
<b>FUND EQUITIES:</b>										
UNOBLIGATED BALANCE					-35,710,494.86	-----	-----	-----	5,108,316.21	38-40,818,811.07
ACCOUNTS PAYABLE					-5,827,880.10	-----	-----	-----	-1,258,079.49	-4,569,800.61
UNDELIVERED ORDERS					-953,768.00	-----	-----	-----	-173,306.00	-780,462.00
SUBTOTAL		12		3512	-0-	94,500,000.00	-----	89,347,733.90	5,152,266.10	-0-
<b>TEMPORARY EMERGENCY FOOD ASSISTANCE PROGRAM, FOOD AND NUTRITION SERVICE FUND RESOURCES:</b>										
UNDISBURSED FUNDS	1994	12		3635	-----	120,230,000.00	-----	109,077,501.42	-----	11,152,498.58
	1993				12,084,962.95	-----	-----	9,147,664.77	-----	2,937,298.18
	1992				1,868,159.72	-----	-----	928,047.19	-----	940,112.53
	1991				2,094,005.12	-----	-----	72,272.51	-----	2,021,732.61
	1990				2,668,620.42	-----	-----	29,965.00	-----	2,638,655.42
	1989				6,849,094.74	-----	-----	142,808.00	6,706,286.74	-----
SUBTOTAL					37,624,279.77	-----	-----	-----	37,624,279.77	-----
ACCOUNTS RECEIVABLE					-----	-----	-----	-----	-----	-----
UNFILLED CUSTOMER ORDERS					-----	-----	-----	-----	-14,513,223.00	14,513,223.00
<b>FUND EQUITIES:</b>										
UNOBLIGATED BALANCE					-48,998,938.05	-----	-----	-----	-30,307,348.91	39-18,691,589.14
ACCOUNTS PAYABLE					-13,446,184.67	-----	-----	-----	1,816,850.51	-15,263,035.18
UNDELIVERED ORDERS					-744,000.00	-----	-----	-----	-495,104.00	-248,896.00
SUBTOTAL		12		3635	-0-	120,230,000.00	-----	119,398,258.89	831,741.11	-0-
TOTAL, FOOD AND NUTRITION SERVICE					-----	39,432,748,668.00	-----	36,244,066,356.04	3,188,682,311.96	-----
<b>HUMAN NUTRITION INFORMATION SERVICE</b>										
<b>GENERAL FUND ACCOUNTS</b>										
<b>HUMAN NUTRITION INFORMATION SERVICE</b>										
<b>FUND RESOURCES:</b>										
UNDISBURSED FUNDS	1994	12		3501	-----	6,562,229.00	-----	3,808,323.13	-----	2,753,905.87
	1993				2,457,749.52	-----	-----	1,465,448.28	-----	992,301.24
	1992				1,251,040.53	-----	-----	157,688.47	-----	1,093,352.06
	1991				2,240,802.24	-----	-----	29,991.34	-----	2,210,810.90
	1990				66,507.73	-----	-----	96,434.39	-----	5-29,926.66
	1989				215,489.78	-----	-----	523.34	214,966.44	-----
SUBTOTAL					537,928.77	-----	-----	-----	21,579.66	516,349.11
ACCOUNTS RECEIVABLE					-----	-----	-----	-----	-----	-----
<b>FUND EQUITIES:</b>										
UNOBLIGATED BALANCE					-1,031,083.78	-----	-----	-----	303,603.15	-1,334,686.93
ACCOUNTS PAYABLE					-642,899.72	-----	-----	-----	374,793.04	-1,017,692.76
UNDELIVERED ORDERS					-5,095,535.07	-----	-----	-----	88,877.76	-5,184,412.83
SUBTOTAL		12		3501	-0-	6,562,229.00	-----	5,558,408.95	1,003,820.05	-0-
TOTAL, HUMAN NUTRITION INFORMATION SERVICE					-----	6,562,229.00	-----	5,558,408.95	1,003,820.05	-----

FOOTNOTES AT END OF CHAPTER

APPROPRIATION, OUTLAYS, AND BALANCES - Continued

Appropriation or Fund Account		Account Symbol				Balances beginning of fiscal year	Appropriations and other obligational authority <sup>1</sup>	Transfers borrowings and investments (net) <sup>2</sup>	Outlays (net)	Balances withdrawn and other transactions <sup>3</sup>	Balances end or fiscal year <sup>4</sup>
Title	Period of Availability	Dept Reg	Tr Fr	Account No	Sub No						
<b>FOREST SERVICE</b>											
<b>GENERAL FUND ACCOUNTS</b>											
FOREST RESEARCH, FOREST SERVICE FUND RESOURCES:											
UNDISBURSED FUNDS	1994-95	12		1104		---	\$195,046,000.00	---	\$148,754,883.65	---	\$46,291,116.35
	1993-94					\$42,450,332.26	---	28,131,329.06	---	---	14,319,003.20
	1992-93					15,733,735.64	---	10,712,572.46	---	---	5,021,163.18
	1991-92					2,672,084.64	---	308,112.02	---	---	2,363,972.62
	1990-91					1,208,908.84	---	443,170.00	---	---	765,738.84
	1989-90					-134,912.82	---	-715,369.70	---	---	580,456.88
	NO YEAR					1,955.16	---	---	---	---	1,955.16
ACCOUNTS RECEIVABLE						19,177,049.54	---	---	---	\$60,000.18	19,117,049.36
FUND EQUITIES:											
UNOBLIGATED BALANCE						-7,333,287.48	---	---	---	1,923,187.01	-9,256,474.49
ACCOUNTS PAYABLE						-15,745,070.33	---	---	---	1,517,655.27	-17,262,725.60
UNDELIVERED ORDERS						-58,030,795.45	---	---	---	3,910,460.05	-61,941,255.50
SUBTOTAL		12		1104		-0-	195,046,000.00	---	187,634,697.49	7,411,302.51	-0-
STATE AND PRIVATE FORESTRY, FOREST SERVICE FUND RESOURCES:											
UNDISBURSED FUNDS	1993-94	12		1105		5,700,000.00	---	---	1,700,000.00	---	4,000,000.00
	NO YEAR					144,088,921.50	168,535,000.00	-\$1,220,000.00	152,587,765.61	---	158,816,155.89
TRANSFER TO:											
INTERIOR, NATIONAL PARK SERVICE	NO YEAR	14	12	1105	10	308,866.75	---	537,000.00	307,914.23	---	537,952.52
INTERIOR, BUREAU OF LAND MANAGEMENT	NO YEAR	14	12	1105	11	171,860.25	---	32,000.00	28,538.84	---	175,321.41
INTERIOR, UNITED STATES FISH AND WILDLIFE SERVICE	NO YEAR	14	12	1105	16	63,533.25	---	179,000.00	78,920.42	---	163,612.83
INTERIOR, BUREAU OF INDIAN AFFAIRS	NO YEAR	14	12	1105	20	760,535.89	---	379,000.00	565,999.89	---	573,536.00
NAVY	NO YEAR	17	12	1105		387,718.31	---	27,000.00	55,636.27	---	359,082.04
ARMY	NO YEAR	21	12	1105		296,144.14	---	60,000.00	43,231.79	---	312,912.35
AIR FORCE	NO YEAR	57	12	1105		14,014.00	---	---	---	---	14,014.00
CORPS OF ENGINEERS	NO YEAR	96	12	1105		15,828.31	---	6,000.00	---	---	21,828.31
ACCOUNTS RECEIVABLE						11,418,857.24	---	---	---	1,307,661.23	10,111,196.01
FUND EQUITIES:											
UNOBLIGATED BALANCE						-29,771,382.52	---	---	---	1,287,449.36	-31,058,831.88
ACCOUNTS PAYABLE						-27,112,124.13	---	---	---	-14,165,977.69	-12,946,146.44
UNDELIVERED ORDERS						-106,342,772.99	---	---	---	24,737,860.05	-131,060,633.04
SUBTOTAL		12		1105		-0-	168,535,000.00	---	155,368,007.05	13,166,992.95	-0-
CONSTRUCTION, FOREST SERVICE FUND RESOURCES:											
UNDISBURSED FUNDS	NO YEAR	12		1103		188,265,890.49	247,386,000.00	-763,000.00	231,513,757.58	---	203,375,132.91
TRANSFER TO:											
TRANSPORTATION, FEDERAL HIGHWAY ADMINISTRATION	NO YEAR	69	12	1103	5	6,595,350.66	---	763,000.00	2,182,351.14	---	5,175,999.52
ACCOUNTS RECEIVABLE						18,696,676.34	---	---	---	3,277,814.90	15,418,861.44
FUND EQUITIES:											
UNOBLIGATED BALANCE						-78,940,378.31	---	---	---	4,960,703.60	-83,901,081.91
ACCOUNTS PAYABLE						-24,793,523.31	---	---	---	-5,969,138.66	-18,824,384.65
UNDELIVERED ORDERS						-109,824,015.87	---	---	---	11,420,511.44	-121,244,527.31
SUBTOTAL		12		1103		-0-	247,386,000.00	---	233,696,108.72	13,689,891.28	-0-
NATIONAL FOREST SYSTEM, FOREST SERVICE FUND RESOURCES:											
UNDISBURSED FUNDS	1994-95	12		1106		---	*1,415,011,411.44	173,625,394.46	1,299,597,084.96	---	289,039,720.94
	1993-94					257,231,518.68	---	-176,710,546.71	3,053.26	*180,517,918.71	---
	1992-93					2,990,294.67	---	14,239.92	---	*13,004,534.59	---
	1991-92					624.00	---	20,099.83	---	*120,723.83	---
	1990-91					-55.34	---	12,655.31	---	*12,655.31	---
	1989-90					-9,900.00	---	1,529.00	-9,900.00	*1,529.00	---

**APPROPRIATION, OUTLAYS, AND BALANCES - Continued**

Appropriation or Fund Account		Account Symbol		Balances beginning of fiscal year	Appropriations and other obligational authority <sup>1</sup>	Transfers borrowings and investments (net) <sup>2</sup>	Outlays (net)	Balances withdrawn and other transactions <sup>3</sup>	Balances end or fiscal year <sup>4</sup>
Title	Period of Availability	Dept Reg	Tr Fm Account No Sub No						
TRANSFER TO:									
INTERIOR, BUREAU OF LAND MANAGEMENT	1994-95	14	12	1106	11				
	1993-94					3,891,148.71	3,012,100.56		879,048.15
	1992-93					-501,524.65			
	1991-92					14,239.92			
	1990-91					-20,099.83			
	1989-90					12,655.31			
						-1,529.00			
TRANSPORTATION, FEDERAL HIGHWAY ADMINISTRATION									
FUNDS HELD OUTSIDE THE TREASURY	1992-93	69	12	1106	5				
	1993-94					21,000.00	21,000.00		
						5,425,729.08			5,425,729.08
						-5,265,700.89			-3,053.26
ACCOUNTS RECEIVABLE								-28,067,971.13	122,802,943.87
FUND EQUITIES:									
UNOBLIGATED BALANCE								59,560,138.40	-142,867,799.77
ACCOUNTS PAYABLE								2,059,842.22	-128,131,876.61
UNDELIVERED ORDERS								-4,256,742.93	-147,144,712.40
	SUBTOTAL	12		1106		1,415,011,411.44	464,500.00	112,852,628.00	-0-
TONGASS TIMBER SUPPLY FUND, FOREST SERVICE									
FUND RESOURCES:									
UNDISBURSED FUNDS	NO YEAR	12		1110		611,273.61	608,157.04		3,116.57
ACCOUNTS RECEIVABLE						8,945.64		-3,452.53	12,398.17
FUND EQUITIES:									
UNOBLIGATED BALANCE						-526,634.30		-516,353.22	-10,281.08
ACCOUNTS PAYABLE								5,233.66	-5,233.66
UNDELIVERED ORDERS						-93,584.95		-93,584.95	
	SUBTOTAL	12		1110		-0-	608,157.04	-608,157.04	-0-
FOREST SERVICE FIRE PROTECTION, FOREST SERVICE									
FUND RESOURCES:									
UNDISBURSED FUNDS	NO YEAR	12		1111		47,715,950.75	190,540,000.00		55,003,915.85
ACCOUNTS RECEIVABLE						6,657,010.61		1,171,021.07	5,485,989.54
FUND EQUITIES:									
UNOBLIGATED BALANCE						-10,736,575.10		4,696,743.27	-15,433,318.37
ACCOUNTS PAYABLE						-28,132,135.28		-918,785.75	-27,213,349.53
UNDELIVERED ORDERS						-15,504,250.98		2,338,986.51	-17,843,237.49
	SUBTOTAL	12		1111		-0-	190,540,000.00	7,287,965.10	-0-
EMERGENCY FOREST SERVICE FIREFIGHTING FUND, FOREST SERVICE									
FUND RESOURCES:									
UNDISBURSED FUNDS	NO YEAR	12		1114		53,668,466.66	378,222,000.00		186,362,510.14
ACCOUNTS RECEIVABLE						158,155.60		-2,396,198.14	2,554,353.74
FUND EQUITIES:									
UNOBLIGATED BALANCE						-24,525,628.72		-21,357,849.75	-3,167,778.97
ACCOUNTS PAYABLE						-20,940,428.39		149,608,545.11	-170,548,973.50
UNDELIVERED ORDERS						-8,360,565.15		6,839,546.26	-15,200,111.41
	SUBTOTAL	12		1114		-0-	378,222,000.00	132,694,043.48	-0-
INTERNATIONAL FORESTRY, FOREST SERVICE									
FUND RESOURCES:									
UNDISBURSED FUNDS	1994-95	12		1116			7,022,000.00		2,021,470.98
ACCOUNTS RECEIVABLE								-807,646.81	807,646.81
FUND EQUITIES:									
UNOBLIGATED BALANCE								871,826.61	-871,826.61
ACCOUNTS PAYABLE								719,586.08	-719,586.08
UNDELIVERED ORDERS								1,237,705.10	-1,237,705.10
	SUBTOTAL	12		1116		-0-	7,022,000.00	2,021,470.98	-0-
EARLY WINTERS LAND EXCHANGE, FOREST SERVICE									
FUND RESOURCES:									
UNDISBURSED FUNDS	1991	12		1113		52,179.15	52,179.15		
FUND EQUITIES:									
UNDELIVERED ORDERS						-52,179.15		-52,179.15	
	SUBTOTAL	12		1113		-0-	52,179.15	-52,179.15	-0-
EMERGENCY PEST SUPPRESSION FUND, FOREST SERVICE									
FUND RESOURCES:									
UNDISBURSED FUNDS	NO YEAR	12		1127		7,791,295.35	12,253,000.00		10,422,208.13
ACCOUNTS RECEIVABLE						17,095.79		-21,623.64	38,719.43
FUND EQUITIES:									
UNOBLIGATED BALANCE						-5,397,667.53		-2,954,399.39	-2,443,268.14
ACCOUNTS PAYABLE						-488,575.23		152,211.57	-640,786.80
UNDELIVERED ORDERS						-1,922,148.38		5,454,724.24	-7,376,872.62
	SUBTOTAL	12		1127		-0-	12,253,000.00	2,630,912.78	-0-

FOOTNOTES AT END OF CHAPTER



**APPROPRIATION, OUTLAYS, AND BALANCES - Continued**

Appropriation or Fund Account		Account Symbol			Balances beginning of fiscal year	Appropriations and other obligational authority <sup>1</sup>	Transfers borrowings and investments (net) <sup>2</sup>	Outlays (net)	Balances withdrawn and other transactions <sup>3</sup>	Balances end or fiscal year <sup>4</sup>
Title	Period of Availability	Dept/Reg	Tr/Fm	Account No						
<b>FOREST SERVICE-CONTINUED</b>										
<b>SPECIAL FUND ACCOUNTS</b>										
LAND ACQUISITION, FOREST SERVICE										
FUND RESOURCES										
UNDISBURSED FUNDS	NO YEAR	12		5004	\$40,919,594.01	\$64,346,000.00	-----	\$62,252,672.85	-----	\$43,012,921.16
ACCOUNTS RECEIVABLE					123,924.32	-----	-----	-----	-----	35,502.60
FUND EQUITIES										
UNOBLIGATED BALANCE					-26,617,570.08	-----	-----	-----	2,389,597.41	-29,007,167.49
ACCOUNTS PAYABLE					-2,053,661.32	-----	-----	-----	-826,967.28	-1,226,694.04
UNDELIVERED ORDERS					-12,372,286.93	-----	-----	-----	442,275.30	-12,814,562.23
SUBTOTAL		12		5004	-0-	64,346,000.00	-----	62,252,672.85	2,093,327.15	-0-
ACQUISITION OF LANDS FOR NATIONAL FORESTS, SPECIAL ACTS, FOREST SERVICE										
FUND RESOURCES										
UNDISBURSED FUNDS	1994 1993	12		5208	-----	1,212,000.00	-----	481,735.60	55,264.40	675,000.00
					336,830.00	-----	336,630.00	-----	200.00	-----
FUND EQUITIES:										
ACCOUNTS PAYABLE					-217,000.00	-----	-----	-----	458,000.00	-675,000.00
UNDELIVERED ORDERS					-119,830.00	-----	-----	-----	-119,830.00	-----
SUBTOTAL		12		5208	-0-	1,212,000.00	-----	818,365.60	393,634.40	-0-
ACQUISITION OF LANDS TO COMPLETE LAND EXCHANGES, FOREST SERVICE										
FUND RESOURCES										
UNDISBURSED FUNDS	NO YEAR	12		5216	1,190,794.88	212,104.20	-----	480,000.91	-----	922,898.17
ACCOUNTS RECEIVABLE					-----	-----	-----	-----	-1,530.04	1,530.04
FUND EQUITIES:										
UNOBLIGATED BALANCE					-1,066,842.70	-----	-----	-----	-162,516.59	-904,326.11
ACCOUNTS PAYABLE					-16,600.08	-----	-----	-----	-16,600.08	-----
UNDELIVERED ORDERS					-107,352.10	-----	-----	-----	-87,250.00	-20,102.10
SUBTOTAL		12		5216	-0-	212,104.20	-----	480,000.91	-267,896.71	-0-
OPERATION AND MAINTENANCE OF QUARTERS, FOREST SERVICE										
FUND RESOURCES										
UNDISBURSED FUNDS	NO YEAR	12		5219	5,549,255.86	6,452,470.64	-----	6,686,360.66	-----	5,315,365.84
ACCOUNTS RECEIVABLE					23,419.08	-----	-----	-----	9,718.93	13,700.15
FUND EQUITIES:										
UNOBLIGATED BALANCE					-4,439,489.44	-----	-----	-----	-319,441.23	-4,120,048.21
ACCOUNTS PAYABLE					-605,814.13	-----	-----	-----	-133,210.11	-472,604.02
UNDELIVERED ORDERS					-527,371.37	-----	-----	-----	209,042.39	-736,413.76
SUBTOTAL		12		5219	-0-	6,452,470.64	-----	6,686,360.66	-233,890.02	-0-
RANGE BETTERMENT FUND, FOREST SERVICE										
FUND RESOURCES										
UNDISBURSED FUNDS	NO YEAR	12		5207	2,586,790.16	4,545,185.00	-----	4,393,790.03	-----	2,738,185.13
ACCOUNTS RECEIVABLE					2,296.92	-----	-----	-----	304.83	1,992.09
FUND EQUITIES:										
UNOBLIGATED BALANCE					-1,393,092.96	-----	-----	-----	133,343.50	-1,526,436.46
ACCOUNTS PAYABLE					-1,112,333.80	-----	-----	-----	-69,943.08	-1,042,390.72
UNDELIVERED ORDERS					-83,660.32	-----	-----	-----	87,689.72	-171,350.04
SUBTOTAL		12		5207	-0-	4,545,185.00	-----	4,393,790.03	151,394.97	-0-
RECREATION FEES FOR COLLECTION COSTS, AGRICULTURE										
FUND RESOURCES										
UNDISBURSED FUNDS	NO YEAR	12		5010	-----	1,016,206.71	-----	709,618.48	-----	306,588.23
ACCOUNTS RECEIVABLE					-----	-----	-----	-----	-143,343.02	143,343.02
FUND EQUITIES:										
UNOBLIGATED BALANCE					-----	-----	-----	-----	-33,567.06	\$33,567.06
ACCOUNTS PAYABLE					-----	-----	-----	-----	-440,987.47	-440,987.47
UNDELIVERED ORDERS					-----	-----	-----	-----	42,510.84	-42,510.84
SUBTOTAL		12		5010	-0-	1,016,206.71	-----	709,618.48	306,588.23	-0-
TIMBER SALVAGE SALES, FOREST SERVICE										
FUND RESOURCES										
UNDISBURSED FUNDS	NO YEAR	12		5204	273,346,353.32	163,281,240.76	-----	173,401,893.06	-----	263,225,701.02
ACCOUNTS RECEIVABLE					46,021.05	-----	-----	-----	-13,356.75	59,377.80
FUND EQUITIES:										
UNOBLIGATED BALANCE					-247,151,441.33	-----	-----	-----	-17,721,549.77	-229,429,891.56
ACCOUNTS PAYABLE					-10,885,085.41	-----	-----	-----	2,837,582.05	-13,722,667.46
UNDELIVERED ORDERS					-15,355,847.63	-----	-----	-----	4,776,672.17	-20,132,519.80
SUBTOTAL		12		5204	-0-	163,281,240.76	-----	173,401,893.06	-10,120,652.30	-0-

**APPROPRIATION, OUTLAYS, AND BALANCES - Continued**

Appropriation or Fund Account		Account Symbol			Balances beginning of fiscal year	Appropriations and other obligational authority <sup>1</sup>	Transfers borrowings and investments (net) <sup>2</sup>	Outlays (net)	Balances withdrawn and other transactions <sup>3</sup>	Balances end of fiscal year <sup>4</sup>
Title	Period of Availability	Dept. Reg	Tr. Fr. Fm	Account No.						
TIMBER ROADS, PURCHASER ELECTIONS, FOREST SERVICE										
FUND RESOURCES										
UNDISBURSED FUNDS	NO YEAR	12		5202		12,953,471.41	8,457,000.00	2,468,159.00		18,942,312.41
ACCOUNTS RECEIVABLE						22.75			-298.20	320.95
FUND EQUITIES										
UNOBLIGATED BALANCE						-11,241,236.57			6,557,105.49	-17,798,342.06
ACCOUNTS PAYABLE						-20,490.95			131,315.96	-151,806.91
UNDELIVERED ORDERS						-1,691,766.64			-699,282.25	-992,484.39
SUBTOTAL	12			5202		-0-	8,457,000.00	2,468,159.00	5,988,841.00	-0-
ROADS AND TRAILS FOR STATES, NATIONAL FORESTS FUND (PERMANENT APPROPRIATION)										
FUND RESOURCES										
UNDISBURSED FUNDS	NO YEAR	12		5203			48,186,988.37	48,186,988.37		
EXPENSES, BRUSH DISPOSAL, FOREST SERVICE (PERMANENT APPROPRIATION)										
FUND RESOURCES										
UNDISBURSED FUNDS	NO YEAR	12		5206		72,868,046.74	22,497,234.36	32,708,982.75		62,656,298.35
ACCOUNTS RECEIVABLE						32,837.79			2,554.26	30,283.53
FUND EQUITIES										
UNOBLIGATED BALANCE						-66,806,834.32			-8,671,541.08	-58,135,293.24
ACCOUNTS PAYABLE						-2,653,473.71			-700,348.95	-1,953,124.76
UNDELIVERED ORDERS						-3,440,576.50			-842,412.62	-2,598,163.88
SUBTOTAL	12			5206		-0-	22,497,234.36	32,708,982.75	-10,211,748.39	-0-
LICENSEE PROGRAMS, FOREST SERVICE (PERMANENT APPROPRIATION)										
FUND RESOURCES										
UNDISBURSED FUNDS	NO YEAR	12		5214		1,274,461.03	81,548.34	1,195,836.76		160,172.61
ACCOUNTS RECEIVABLE									-60,657.18	60,657.18
FUND EQUITIES										
UNOBLIGATED BALANCE						-767,629.50			-643,803.83	-123,825.67
ACCOUNTS PAYABLE						-307,694.24			-307,694.24	
UNDELIVERED ORDERS						-199,137.29			-102,133.17	-97,004.12
SUBTOTAL	12			5214		-0-	81,548.34	1,195,836.76	-1,114,288.42	-0-
RESTORATION OF FOREST LANDS AND IMPROVEMENTS, FOREST SERVICE										
FUND RESOURCES										
UNDISBURSED FUNDS	NO YEAR	12		5215		1,076,599.77	358,298.45	400,250.86		1,034,647.36
ACCOUNTS RECEIVABLE						87,419.70			83,842.15	3,577.55
FUND EQUITIES										
UNOBLIGATED BALANCE						-832,506.59			12,143.54	-844,650.13
ACCOUNTS PAYABLE						-119,449.77			-62,563.45	-56,886.32
UNDELIVERED ORDERS						-212,063.11			-75,374.65	-136,688.46
SUBTOTAL	12			5215		-0-	358,298.45	400,250.86	-41,952.41	-0-
PAYMENTS TO STATES, NATIONAL FORESTS FUND (PERMANENT APPROPRIATION)										
FUND RESOURCES										
UNDISBURSED FUNDS	NO YEAR	12		5201			317,215,542.27	90,724,300.24		226,491,242.03
FUND EQUITIES										
UNOBLIGATED BALANCE									226,491,242.03	-226,491,242.03
SUBTOTAL	12			5201		-0-	317,215,542.27	90,724,300.24	226,491,242.03	-0-
CONSTRUCTION OF ADMINISTRATIVE IMPROVEMENTS - MT ELDEN WORK CENTER, FOREST SERVICE										
FUND RESOURCES										
UNDISBURSED FUNDS	NO YEAR	12		5212		10,696.24		9,475.06		1,221.18
FUND EQUITIES										
UNOBLIGATED BALANCE						-5,524.25			-4,838.17	-686.08
ACCOUNTS PAYABLE						-5,171.99			-4,636.89	-535.10
SUBTOTAL	12			5212		-0-		9,475.06	-9,475.06	-0-
PAYMENT TO MINNESOTA (COOK, LAKE, AND SAINT LOUIS COUNTIES) FROM THE NATIONAL FORESTS FUND (PERMANENT APPROPRIATION)										
FUND RESOURCES										
UNDISBURSED FUNDS	NO YEAR	12		5213			1,268,148.07	320,709.80		947,438.27
FUND EQUITIES										
UNOBLIGATED BALANCE									947,438.27	-947,438.27
SUBTOTAL	12			5213		-0-	1,268,148.07	320,709.80	947,438.27	-0-

FOOTNOTES AT END OF CHAPTER

**APPROPRIATION, OUTLAYS, AND BALANCES - Continued**

Appropriation or Fund Account Title	Period of Availability	Account Symbol		Balances beginning of fiscal year	Appropriations and other obligational authority <sup>1</sup>	Transfers borrowings and investments (net) <sup>2</sup>	Outlays (net)	Balances withdrawn and other transactions <sup>3</sup>	Balances end or fiscal year <sup>4</sup>
		Dept Reg	Tr Fm						
<b>FOREST SERVICE-CONTINUED</b>									
<b>SPECIAL FUND ACCOUNTS-CONTINUED</b>									
TONGASS TIMBER SUPPLY FUND, FOREST SERVICE FUND RESOURCES	NO YEAR	12	5217	\$8,391,580.98	-----	-----	\$2,320,109.87	-----	\$6,071,471.11
UNDISBURSED FUNDS				11,121.94	-----	-----	-----	-\$4,993.85	16,115.79
ACCOUNTS RECEIVABLE					-----	-----	-----	-----	
FUND EQUITIES:					-----	-----	-----	-----	
UNOBLIGATED BALANCE				-7,564,749.90	-----	-----	-----	-2,087,004.20	-5,477,745.70
ACCOUNTS PAYABLE				-5,737.72	-----	-----	-----	-311,835.34	-317,573.06
UNDELIVERED ORDERS				-832,215.30	-----	-----	-----	-539,947.16	-292,268.14
SUBTOTAL	12	5217		-0-	-----	-----	2,320,109.87	-2,320,109.87	-0-
RESOURCE MANAGEMENT TIMBER RECEIPTS, FOREST SERVICE FUND RESOURCES:	NO YEAR	12	5220	3,039,831.50	-----	-----	783,956.94	-----	2,255,874.56
UNDISBURSED FUNDS				39,690.51	-----	-----	-----	3,184.81	36,505.70
ACCOUNTS RECEIVABLE					-----	-----	-----	-----	
FUND EQUITIES:					-----	-----	-----	-----	
UNOBLIGATED BALANCE				-2,710,571.28	-----	-----	-----	-643,738.79	-2,066,832.49
ACCOUNTS PAYABLE				-26,415.03	-----	-----	-----	-16,601.19	-9,813.84
UNDELIVERED ORDERS				-342,535.70	-----	-----	-----	-126,801.77	-215,733.93
SUBTOTAL	12	5220		-0-	-----	-----	783,956.94	-783,956.94	-0-
QUINAUT SPECIAL MANAGEMENT AREA, FOREST SERVICE FUND RESOURCES:	NO YEAR	12	5223	6,900.85	-----	-----	-----	-----	6,900.85
UNDISBURSED FUNDS					-----	-----	-----	-----	
FUND EQUITIES:					-----	-----	-----	-----	
UNOBLIGATED BALANCE				-6,900.85	-----	-----	-----	-----	-6,900.85
SUBTOTAL	12	5223		-0-	-----	-----	-----	-----	-0-
STRAWBERRY VALLEY LAND TRANSFER, FOREST SERVICE FUND RESOURCES:	NO YEAR	12	5224	87,114.23	-----	-----	66,251.19	-----	20,863.04
UNDISBURSED FUNDS					-----	-----	-----	-----	
FUND EQUITIES:					-----	-----	-----	-----	
UNOBLIGATED BALANCE				-71,876.78	-----	-----	-----	-60,472.98	-11,403.80
ACCOUNTS PAYABLE				-7,278.08	-----	-----	-----	-302.58	-6,975.50
UNDELIVERED ORDERS				-7,959.37	-----	-----	-----	-5,475.63	-2,483.74
SUBTOTAL	12	5224		-0-	-----	-----	66,251.19	-66,251.19	-0-
PACIFIC YEW, FOREST SERVICE FUND RESOURCES:	NO YEAR	12	5225	145,362.57	-\$7,233.61	-----	94,417.03	-----	43,711.93
UNDISBURSED FUNDS					-----	-----	-----	.03	.03
ACCOUNTS RECEIVABLE					-----	-----	-----	-----	
FUND EQUITIES:					-----	-----	-----	-----	
UNOBLIGATED BALANCE				-101,670.18	-----	-----	-----	-57,958.28	-43,711.90
ACCOUNTS PAYABLE				-43,378.49	-----	-----	-----	-43,378.49	-----
UNDELIVERED ORDERS				-313.90	-----	-----	-----	-313.84	.06
SUBTOTAL	12	5225		-0-	-7,233.61	-----	94,417.03	-101,650.64	-0-
PAYMENTS DUE COUNTIES, NATIONAL GRASSLANDS, FOREST SERVICE (PERMANENT APPROPRIATION) FUND RESOURCES:	NO YEAR	12	5896	6,269,408.55	3,011,080.77	-----	2,710,661.01	-----	6,569,828.31
UNDISBURSED FUNDS					-----	-----	-----	-----	
FUND EQUITIES:					-----	-----	-----	-----	
UNOBLIGATED BALANCE				6,269,408.55	-----	-----	-----	300,419.76	-6,569,828.31
SUBTOTAL	12	5896		-0-	3,011,080.77	-----	2,710,661.01	300,419.76	-0-
<b>INTRAGOVERNMENTAL FUNDS</b>									
WORKING CAPITAL FUND, FOREST SERVICE FUND RESOURCES:	NO YEAR	12	4605	150,657,888.87	-----	-----	-17,212,551.64	-----	167,870,440.51
UNDISBURSED FUNDS				18,400,882.99	-----	-----	-----	-476,261.36	18,877,144.35
ACCOUNTS RECEIVABLE					-----	-----	-----	-----	
FUND EQUITIES:					-----	-----	-----	-----	
UNOBLIGATED BALANCE				-122,312,863.83	-----	-----	-----	8,043,325.37	-130,356,189.20
ACCOUNTS PAYABLE				-9,050,393.10	-----	-----	-----	3,542,030.50	-12,592,423.60
UNDELIVERED ORDERS				-37,695,514.93	-----	-----	-----	6,103,457.13	-43,798,972.06
SUBTOTAL	12	4605		-0-	-----	-----	-17,212,551.64	17,212,551.64	-0-

**APPROPRIATION, OUTLAYS, AND BALANCES - Continued**

Appropriation or Fund Account		Account Symbol				Balances beginning of fiscal year	Appropriations and other obligational authority <sup>1</sup>	Transfers borrowings and investments (net) <sup>2</sup>	Outlays (net)	Balances withdrawn and other transactions <sup>3</sup>	Balances end or fiscal year <sup>4</sup>
Title	Period of Availability	Reg	Tr. Fr.	Account No.	Sub No.						
<b>TRUST FUND ACCOUNTS</b>											
COOPERATIVE WORK, FOREST SERVICE											
FUND RESOURCES:											
UNDISBURSED FUNDS	NO YEAR	12		8028		560,723,258.27	268,404,281.79	-----	583,415,765.85	-----	245,711,774.21
ACCOUNTS RECEIVABLE						416,290.82	-----	-----	-----	-361,750.28	778,041.10
FUND EQUITIES:											
UNOBLIGATED BALANCE						-507,484,066.34	-----	-----	-----	-316,808,452.69	-190,675,613.65
ACCOUNTS PAYABLE						-19,319,982.95	-----	-----	-----	-576,188.98	-18,743,793.97
UNDELIVERED ORDERS						-34,335,499.80	-----	-----	-----	2,734,907.89	-37,070,407.89
SUBTOTAL		12		8028		-0-	268,404,281.79	-----	583,415,765.85	-315,011,484.06	-0-
MOUNT SAINT HELENS HIGHWAY, FOREST SERVICE											
FUND RESOURCES:											
UNDISBURSED FUNDS	NO YEAR	12		8029		123,231.88	-----	-----	97,005.77	-----	26,226.11
TRANSFER TO:											
TRANSPORTATION, FEDERAL HIGHWAY ADMINISTRATION											
ACCOUNTS RECEIVABLE	NO YEAR	69	12	8029	5	80,265.83	-----	-----	-----	-----	80,265.83
						8.82	-----	-----	-----	-1,043.65	1,052.47
FUND EQUITIES:											
UNOBLIGATED BALANCE						-179,926.29	-----	-----	-----	-99,433.55	-80,492.74
ACCOUNTS PAYABLE						-1,276.15	-----	-----	-----	3,681.61	-4,957.76
UNDELIVERED ORDERS						-22,304.09	-----	-----	-----	-210.18	-22,093.91
SUBTOTAL		12		8029		-0-	-----	-----	97,005.77	-97,005.77	-0-
DONATIONS FOR FOREST AND RANGELAND RESEARCH, FOREST SERVICE											
FUND RESOURCES:											
UNDISBURSED FUNDS	NO YEAR	12		8034		247,550.90	17,764.55	-----	102,081.01	-----	163,234.44
ACCOUNTS RECEIVABLE						-----	-----	-----	-----	-2,000.00	2,000.00
FUND EQUITIES:											
UNOBLIGATED BALANCE						-247,198.91	-----	-----	-----	-86,127.94	-161,070.97
ACCOUNTS PAYABLE						-351.99	-----	-----	-----	3,100.48	-3,452.47
UNDELIVERED ORDERS						-----	-----	-----	-----	711.00	-711.00
SUBTOTAL		12		8034		-0-	17,764.55	-----	102,081.01	-84,316.46	-0-
REFORESTATION TRUST FUND, FOREST SERVICE											
FUND RESOURCES:											
UNDISBURSED FUNDS	NO YEAR	12		8046		8,132,794.22	30,175,824.00	-----	32,213,869.26	-----	6,094,748.96
ACCOUNTS RECEIVABLE						19,580.79	-----	-----	-----	-23,355.38	42,936.17
FUND EQUITIES:											
UNOBLIGATED BALANCE						-2,883,947.15	-----	-----	-----	-173,469.26	-2,710,477.89
ACCOUNTS PAYABLE						-1,506,088.36	-----	-----	-----	-493,472.12	-1,012,616.24
UNDELIVERED ORDERS						-3,762,339.50	-----	-----	-----	-1,347,748.50	-2,414,591.00
SUBTOTAL		12		8046		-0-	30,175,824.00	-----	32,213,869.26	-2,038,045.26	-0-
TOTAL, FOREST SERVICE						-----	3,554,747,096.11	464,500.00	3,352,734,011.27	202,477,584.84	-----
<b>DEDUCTIONS FOR OFFSETTING RECEIPTS</b>											
PROPRIETARY RECEIPTS FROM THE PUBLIC											
TOTAL						-----	-1,372,556,794.23	-----	-1,372,556,794.23	-----	-----
TOTAL DEPARTMENT OF AGRICULTURE						-----	119,353,896,478.20	-41,595,825,320.53	60,752,521,323.87	17,005,549,833.81	-----

**APPROPRIATION, OUTLAYS, AND BALANCES - Continued**

Appropriation or Fund Account		Account Symbol			Balances beginning of fiscal year	Appropriations and other obligational authority <sup>1</sup>	Transfers borrowings and investments (net) <sup>2</sup>	Outlays (net)	Balances withdrawn and other transactions <sup>3</sup>	Balances end or fiscal year <sup>4</sup>
Title	Period of Availability	Dept. Reg	Tr. Fm.	Account No						
<b>MEMORANDUM</b>										
<b>FINANCING ACCOUNTS</b>										
<b>PUBLIC ENTERPRISE FUNDS</b>										
P.L. 480 DIRECT CREDIT FINANCING ACCOUNT										
FUND RESOURCES										
UNDISBURSED FUNDS	NO YEAR	12		4049	\$10,508,006 84	-----	\$124,068,000 00	\$97,628,515 18	-----	\$36,947,491 66
ACCOUNTS RECEIVABLE					376,841,864 00	-----	-----	-----	\$376,841,864 00	-----
FUND EQUITIES										
UNOBLIGATED BALANCE					-68,324,019 84	-----	-----	-----	-68,324,019 84	-----
ACCOUNTS PAYABLE					-4,052,560 00	-----	-----	-----	-4,052,560 00	-----
UNDELIVERED ORDERS					-314,973,291 00	-----	-----	-----	-278,025,799 35	-36,947,491 66
SUBTOTAL		12		4049	-0-	-----	124,068,000 00	97,628,515 18	26,439,484 81	-0-
PUBLIC LAW 480 TITLE I FOOD FOR PROGRESS CREDITS, DIRECT LOAN DIRECT LOAN FINANCING ACCOUNT										
FUND RESOURCES										
UNDISBURSED FUNDS	NO YEAR	12		4078	-----	-----	233,066,588 27	208,045,227 38	-----	25,021,360 89
ACCOUNTS RECEIVABLE					-----	-----	-----	-----	-68,374,443 00	68,374,443 00
FUND EQUITIES										
UNOBLIGATED BALANCE					-----	-----	-----	-----	93,395,803 89	-93,395,803 89
SUBTOTAL		12		4078	-0-	-----	233,066,588 27	208,045,227 38	25,021,360 89	-0-
ENTERPRISE FOR THE AMERICA'S INITIATIVE, FINANCING ACCOUNT										
FUND RESOURCES										
UNDISBURSED FUNDS	NO YEAR	12		4143	-30,632,090 00	-----	32,408,957 38	1,776,867 38	-----	-----
FUND EQUITIES										
UNOBLIGATED BALANCE					30,891,860 00	-----	-----	-----	30,891,860 00	-----
ACCOUNTS PAYABLE					-259,770 00	-----	-----	-----	-259,770 00	-----
SUBTOTAL		12		4143	-0-	-----	32,408,957 38	1,776,867 38	30,632,090 00	-0-
COMMODITY CREDIT CORPORATION EXPORT GUARANTEE FINANCING ACCOUNT										
FUND RESOURCES										
UNDISBURSED FUNDS	NO YEAR	12		4337	276,466,815 70	-----	-----	-162,389,225 51	-----	438,856,041 21
ACCOUNTS RECEIVABLE					52,177,625 00	-----	-----	-----	-19,199,916 00	71,377,541 00
FUND EQUITIES										
UNOBLIGATED BALANCE					-328,644,440 70	-----	-----	-----	181,589,141 51	-510,233,582 21
SUBTOTAL		12		4337	-0-	-----	-----	-162,389,225 51	162,389,225 51	-0-
RURAL ECONOMIC DEVELOPMENT DIRECT LOANS FINANCING ACCOUNT, RURAL ELECTRIFICATION ADMINISTRATION										
FUND RESOURCES										
UNDISBURSED FUNDS	NO YEAR	12		4176	2,418,495 06	-----	11,500,000 00	10,829,365 54	-----	3,089,129 52
AUTHORITY TO BORROW FROM THE TREASURY					7,695,594 50	\$12,713,808 42	-11,500,000 00	-----	-----	8,909,402 92
ACCOUNTS RECEIVABLE					5,476,005 50	-----	-----	-----	2,267,507 42	3,208,498 08
FUND EQUITIES										
UNOBLIGATED BALANCE					-412,678 00	-----	-----	-----	-412,678 00	-----
ACCOUNTS PAYABLE					-2,005,817 06	-----	-----	-----	1,083,312 46	-3,089,129 52
UNDELIVERED ORDERS					-13,171,600 00	-----	-----	-----	-1,053,699 00	-12,117,901 00
SUBTOTAL		12		4176	-0-	12,713,808 42	-----	10,829,365 54	1,884,442 88	-0-
RURAL ELECTRIFICATION AND TELEPHONE DIRECT LOAN FINANCING ACCOUNT, RURAL ELECTRIFICATION ADMINISTRATION										
FUND RESOURCES										
UNDISBURSED FUNDS	NO YEAR	12		4208	173,295,248 26	-----	4336,217,503 23	430,084,511 09	-----	79,428,240 40
AUTHORITY TO BORROW FROM THE TREASURY					1,879,904,837 90	1,777,602,706 00	-374,790,000 00	-----	813,082,186 42	2,469,635,357 48
ACCOUNTS RECEIVABLE					853,373,296 91	-----	-----	-----	593,752,639 38	259,620,657 53
FUND EQUITIES										
UNOBLIGATED BALANCE					-173,295,248 26	-----	-----	-----	-173,295,248 26	-----
ACCOUNTS PAYABLE					-----	-----	-----	-----	79,428,240 40	-79,428,240 40
UNDELIVERED ORDERS					-2,733,278,134 81	-----	-----	-----	-4,022,119 80	-2,729,256,015 01
SUBTOTAL		12		4208	-0-	1,777,602,706 00	-38,572,496 77	430,084,511 09	1,308,945,698 14	-0-

**APPROPRIATION, OUTLAYS, AND BALANCES - Continued**

Appropriation or Fund Account		Account Symbol			Balances beginning of fiscal year	Appropriations and other obligatory authority <sup>1</sup>	Transfers borrowings and investments (net) <sup>2</sup>	Outlays (net)	Balances withdrawn and other transactions <sup>3</sup>	Balances end or fiscal year <sup>4</sup>
Title	Period of Availability	Dept Reg	Fm	Account No.						
RURAL TELEPHONE BANK DIRECT										
LOAN FINANCING ACCOUNT, RURAL ELECTRIFICATION ADMINISTRATION										
FUND RESOURCES:										
UNDISBURSED FUNDS	NO YEAR	12		4210		17,346,446.16		51,824,919.35		2,000,000.00
AUTHORITY TO BORROW FROM THE TREASURY						304,829,635.73	196,729,000.00			465,080,162.54
ACCOUNTS RECEIVABLE						19,297,914.27			14,184,231.38	5,113,682.89
FUND EQUITIES:										
UNOBLIGATED BALANCE						-1,191,033.02			-1,191,033.02	
ACCOUNTS PAYABLE						-16,155,413.14			3,970,784.29	-20,126,197.43
UNDELIVERED ORDERS						-324,127,550.00			127,940,098.00	-452,067,648.00
	SUBTOTAL	12		4210		-0-	196,729,000.00	51,824,919.35	144,904,080.65	-0-
AGRICULTURAL CREDIT INSURANCE FUND										
DIRECT LOAN FINANCING ACCOUNT, FARMERS HOME ADMINISTRATION										
FUND RESOURCES:										
UNDISBURSED FUNDS	NO YEAR	12		4212		38,398,414.81		449,634,832.70		234,783,582.11
AUTHORITY TO BORROW FROM THE TREASURY						5,464,196.62	1,128,357,875.33			378,427,071.95
ACCOUNTS RECEIVABLE						9,038,489.19			-3,978,812.73	13,017,301.92
FUND EQUITIES:										
UNOBLIGATED BALANCE						-458,836.87			168,740,012.20	-168,740,012.20
ACCOUNTS PAYABLE						-52,442,263.75			-458,836.87	
UNDELIVERED ORDERS						-0-			26,618,608.08	-79,060,871.83
	SUBTOTAL	12		4212		-0-	1,128,357,875.33	-109,375,000.00	569,348,042.63	-0-
AGRICULTURAL CREDIT INSURANCE FUND										
GUARANTEED LOAN FINANCING ACCOUNT, FARMERS HOME ADMINISTRATION										
FUND RESOURCES:										
UNDISBURSED FUNDS	NO YEAR	12		4213		109,181,424.04		50,000.00		152,421,497.70
ACCOUNTS RECEIVABLE						529,993.38			-43,190,073.66	56,997.18
FUND EQUITIES:										
UNOBLIGATED BALANCE						-52,774,032.63			1,735,193.65	-54,509,226.28
ACCOUNTS PAYABLE						-56,937,384.79			-56,937,384.79	
UNDELIVERED ORDERS						-0-			97,969,268.60	-97,969,268.60
	SUBTOTAL	12		4213		-0-		50,000.00	43,240,073.66	-0-
SELF-HELP HOUSING DIRECT LOAN FINANCING ACCOUNT, FARMERS HOME ADMINISTRATION										
FUND RESOURCES:										
UNDISBURSED FUNDS	NO YEAR	12		4214		26,340.96		-84,000.00		164,981.96
AUTHORITY TO BORROW FROM THE TREASURY						-17,120.50	72,615.45			55,494.95
ACCOUNTS RECEIVABLE						17,835.04				17,329.64
FUND EQUITIES:										
UNOBLIGATED BALANCE						-17,120.50			156,510.36	-156,510.36
ACCOUNTS PAYABLE						-9,935.00			-17,120.50	
UNDELIVERED ORDERS						-0-			-958.00	-8,977.00
	SUBTOTAL	12		4214		-0-	72,615.45	-84,000.00	211,256.45	-0-
RURAL HOUSING INSURANCE FUND DIRECT										
LOAN FINANCING ACCOUNT, FARMERS HOME ADMINISTRATION										
FUND RESOURCES:										
UNDISBURSED FUNDS	NO YEAR	12		4215		42,034,892.41		1,684,311,000.00		106,392,491.56
AUTHORITY TO BORROW FROM THE TREASURY						504,213,762.45	2,710,622,717.54			729,856,580.47
ACCOUNTS RECEIVABLE						373,050,102.08			-68,256,045.67	442,884,899.52
FUND EQUITIES:										
UNOBLIGATED BALANCE						-735,269.06			-735,269.06	
ACCOUNTS PAYABLE						-918,563,487.88			72,020,050.95	-990,583,538.83
UNDELIVERED ORDERS						-0-			732,885,316.69	-0-
	SUBTOTAL	12		4215		-0-	2,710,622,717.54	-357,784,000.00	1,619,953,400.85	-0-
RURAL HOUSING INSURANCE FUND GUARANTEED										
LOAN FINANCING ACCOUNT, FARMERS HOME ADMINISTRATION										
FUND RESOURCES:										
UNDISBURSED FUNDS	NO YEAR	12		4216		18,367,802.12				36,129,447.47
ACCOUNTS RECEIVABLE						91,167.10				22,553.76
FUND EQUITIES:										
UNOBLIGATED BALANCE						-18,458,969.22			17,693,032.01	-36,152,001.23
	SUBTOTAL	12		4216		-0-		-17,761,645.35	17,761,645.35	-0-
RURAL DEVELOPMENT INSURANCE FUND DIRECT										
LOAN FINANCING ACCOUNT, FARMERS HOME ADMINISTRATION										
FUND RESOURCES:										
UNDISBURSED FUNDS	NO YEAR	12		4217		2,642,387.21		421,200,000.00		51,527,304.05
AUTHORITY TO BORROW FROM THE TREASURY						1,056,632,282.18	935,907,759.85			1,357,176,416.25
ACCOUNTS RECEIVABLE						155,297,176.19				231,622,702.90
FUND EQUITIES:										
UNOBLIGATED BALANCE						-1,214,571,845.58			425,754,577.62	-1,640,326,423.20
UNDELIVERED ORDERS						-0-			415,348,676.69	-0-
	SUBTOTAL	12		4217		-0-	935,907,759.85	-148,244,000.00	372,315,083.16	-0-

FOOTNOTES AT END OF CHAPTER

**APPROPRIATION, OUTLAYS, AND BALANCES - Continued**

Appropriation or Fund Account Title	Period of Availability	Account Symbol		Balances beginning of fiscal year	Appropriations and other obligational authority <sup>1</sup>	Transfers borrowings and investments (net) <sup>2</sup>	Outlays (net)	Balances withdrawn and other transactions <sup>3</sup>	Balances end or fiscal year <sup>4</sup>
		Dept Reg	Account No						
<b>MEMORANDUM-CONTINUED</b>									
<b>FINANCING ACCOUNTS-CONTINUED</b>									
<b>PUBLIC ENTERPRISE FUNDS-CONTINUED</b>									
RURAL DEVELOPMENT INSURANCE FUND									
GUARANTEED LOAN FINANCING ACCOUNT, FARMERS HOME ADMINISTRATION									
FUND RESOURCES									
UNDISBURSED FUNDS	NO YEAR	12	4218	\$14,928,101 84	-----	\$100 00	-\$5,446,168 27	-----	\$20,374,370 11
ACCOUNTS RECEIVABLE				70,209 79	-----	-----	-----	\$24,591 40	45,618 39
FUND EQUITIES									
UNOBLIGATED BALANCE				-14,735,669 23	-----	-----	-----	5,458,213 13	-20,193,882 36
ACCOUNTS PAYABLE				-262,642 40	-----	-----	-----	226,106 14	-226,106 14
UNDELIVERED ORDERS				-----	-----	-----	-----	-----	-----
SUBTOTAL		12	4218	-0-	-----	100 00	-5,446,168 27	5,446,268 27	-0-
RURAL DEVELOPMENT DIRECT LOAN FINANCING									
ACCOUNT, FARMERS HOME ADMINISTRATION									
FUND RESOURCES									
UNDISBURSED FUNDS	NO YEAR	12	4219	201,716 30	-----	15,800,000 00	8,639,788 59	-----	7,361,927 71
AUTHORITY TO BORROW FROM THE TREASURY				26,968,150 68	\$79,655,358 53	-28,800,000 00	-----	33,710,716 53	44,112,792 68
ACCOUNTS RECEIVABLE				29,753,378 52	-----	-----	-----	-34,848,628 59	64,602,007 11
FUND EQUITIES									
UNDELIVERED ORDERS				-56,923,245 50	-----	-----	-----	59,153,482 00	-116,076,727 50
SUBTOTAL		12	4219	-0-	79,655,358 53	-13,000,000 00	8,639,788 59	58,015,569 94	-0-
AGRICULTURAL RESOURCE CONSERVATION									
DEMONSTRATION DIRECT LOAN FINANCING									
ACCOUNT, FARMERS HOME ADMINISTRATION									
FUND RESOURCES									
UNDISBURSED FUNDS	NO YEAR	12	4177	8,877,445 68	-----	-----	-1,573,208 26	-----	10,450,653 94
ACCOUNTS RECEIVABLE				43,460 68	-----	-----	-----	-78,351 93	121,812 61
FUND EQUITIES									
UNOBLIGATED BALANCE				-8,920,906 36	-----	-----	-----	1,651,560 19	-10,572,466 55
SUBTOTAL		12	4177	-0-	-----	-----	-1,573,208 26	1,573,208 26	-0-
<b>TOTAL, FINANCING ACCOUNTS</b>				-----	6,841,661,841 12	-277,465,851 12	3,020,149,549 17	3,544,046,440 82	-----

**APPROPRIATION, OUTLAYS, AND BALANCES—Continued**

**FOOTNOTES**

- 1 The amounts in this column, unless otherwise footnoted, represent appropriations, increases and rescissions in borrowing authority or new contract authority. Appropriation accounts with appropriation transfer activity are presented in Table 1 (Appropriations and Appropriation Transfers) at the end of the chapter.
- 2 The amounts in this column, unless otherwise footnoted, represent transfers-other than appropriation transfers, borrowings (gross), investments (net), unrealized discounts or agent cashier funds.
- 3 The amounts in this column, unless otherwise footnoted, represent obligated balances canceled for fiscal year 1989 pursuant to 31 U.S.C. 1553, changes in unfilled customer orders, accounts receivable, accounts payable, undelivered orders, unobligated balances and adjustments to borrowing and contract authority.
- 4 Unobligated balances for no-year or unexpired multiple year accounts are available for obligation; unobligated balances for expired fiscal year accounts are not available for obligation.
- 5 Subject to disposition by the administrative agency.
- 6 Includes \$148.08 which represents payments for obligations of a closed account.
- 7 Includes \$774.16 which represents payments for obligations of a closed account.
- 8 Includes \$1,329.94 which represents payments for obligations of a closed account.
- 9 Includes \$630.18 which represents payments for obligations of a closed account.
- 10 Includes \$745.22 which represents payments for obligations of a closed account.
- 11 Includes \$1,096,663.00 which is a reappropriation pursuant to 7 U.S.C. 1478, "Salaries and Expenses, Animal and Plant Health Inspection Service."
- 12 Includes \$214,104.47 which represents payments for obligations of a closed account.
- 13 Represents unobligated balance withdrawn and subsequently reappropriated in fiscal year 1994. See footnote 11.
- 14 Includes \$41,931.41 which represents payments for obligations of a closed account.
- 15 Includes \$36.84 which represents payments for obligations of a closed account.
- 16 Includes \$96.16 which represents payments for obligations of a closed account.
- 17 Includes \$1,257.15 which represents payments for obligations of a closed account.
- 18 Includes \$25,177.78 which represents payments for obligations of a closed account.
- 19 Includes repayment of borrowings from the Federal Financing Bank in lieu of issuance of agency debt for \$1,645,000,000.00 and repayment of borrowings from the U.S. Treasury for \$97,000,000.00.
- 20 Includes repayment of borrowings from the Federal Financing Bank in lieu of issuance of agency debt for \$2,845,000,000.00 and repayment of borrowings from the U.S. Treasury for \$2,385,000,000.00.
- 21 Includes \$4,834.20 which represents payments for obligations of a closed account.
- 22 Represents capital transfer to miscellaneous receipts.
- 23 Includes \$471.00 which represents payments for obligations of a closed account.
- 24 Includes net repayments of borrowings from the Federal Financing Bank in lieu of issuance of agency debt for \$322,856,256.37 and repayment of borrowings from the U.S. Treasury for \$248,000,000.00
- 25 Includes \$241.95 which represents payments for obligations of a closed account.
- 26 Includes \$7,836,546,568.75 which represents net repayment of borrowing from the U.S. Treasury.



FOOTNOTES

27 Represents net outlays as follows:

Price Support, Supply and Related Programs:

Fiscal Year 1994	
Price Support, Supply and Related Programs	\$9,540,904,224.71

Special Activities Financed by CCC:

National Wool Act	211,279,805.06
Total CCC Fund	\$9,752,184,029.77

- 28 Includes \$283,764.10 which is unobligated-unavailable.
- 29 Includes \$35,810.10 which represents payments for obligations of a closed account.
- 30 Includes \$1,541,089,845.55 which is unobligated-unavailable.
- 31 Includes \$257,313.00 which is unobligated-unavailable.
- 32 Includes \$26,271.00 which represents payments for obligations of a closed account.
- 33 Includes \$120,146,441.00 which is unobligated-unavailable.
- 34 Includes \$29,899.76 which represents payments for obligations of a closed account.
- 35 Includes \$42,633,411.00 which is unobligated-unavailable.
- 36 Includes \$38,317.00 which represents payments for obligations of a closed account.
- 37 Includes \$23,473,622.00 which is unobligated-unavailable.
- 38 Includes \$18,766,448.00 which is unobligated-unavailable.
- 39 Includes \$14,513,233.00 which is unobligated-unavailable.
- 40 Includes \$83,557,361.44 which is a reappropriation pursuant to 106 STAT 1398, "National Forest System, Forest Service".
- 41 Represents unobligated balance withdrawn and subsequently reappropriated in fiscal year 1994. See footnote 40.
- 42 The opening balance and unobligated balance for account 12X5896 have been adjusted by \$1,573,554.38 during the current fiscal year and do not agree with last year's closing balances.
- 43 Includes net repayments of borrowings from the Federal Financing Bank in lieu of issuance of agency debt for \$13,782,496.77 and borrowing from the U.S. Treasury for \$350,000,000.00.

**APPROPRIATION, OUTLAYS, AND BALANCES—Continued**

**FOOTNOTES**

**TABLE 1-APPROPRIATIONS AND APPROPRIATION TRANSFERS-AGRICULTURE**

ACCOUNT SYMBOL	NET APPROPRIATIONS AND APPROPRIATION TRANSFERS	APPROPRIATION AMOUNT	NET APPROPRIATION TRANSFERS	ACCOUNTS INVOLVED	AMOUNT FROM OR TO (-)	CITATIONS OF LAW
12X0117	\$134,969,408.00	\$135,503,000.00	-\$533,592.00	12X1000	-\$265,667.00	107 STAT 1047
				1241801	-108,540.00	107 STAT 1047
				1242001	-139,717.00	107 STAT 1047
				1243508	-19,668.00	107 STAT 1047
1240121	1,183,000.00	803,000.00	380,000.00	1240123	35,000.00	107 STAT 1046
				1240124	35,000.00	107 STAT 1046
				1240125	70,000.00	107 STAT 1046
				12X1000	25,000.00	107 STAT 1046
				1241400	53,000.00	107 STAT 1046
				1241600	54,000.00	107 STAT 1046
				1242001	54,000.00	107 STAT 1046
				1243300	54,000.00	107 STAT 1046
1240123	551,000.00	586,000.00	-35,000.00	1240121	-35,000.00	107 STAT 1046
1240124	531,000.00	566,000.00	-35,000.00	1240121	-35,000.00	107 STAT 1046
1240125	617,000.00	687,000.00	-70,000.00	1240121	-70,000.00	107 STAT 1046
1240128	691,000.00	575,000.00	116,000.00	12X1000	116,000.00	107 STAT 1046
1240150	8,919,000.00	8,570,000.00	349,000.00	1241400	88,000.00	107 STAT 1046
				1241600	87,000.00	107 STAT 1046
				1242001	87,000.00	107 STAT 1046
				1243300	87,000.00	107 STAT 1046
12X1000	591,173,667.00	591,049,000.00	124,667.00	12X0117	265,667.00	107 STAT 1047
				1240121	-25,000.00	107 STAT 1046
				1240128	-116,000.00	107 STAT 1046
12X1103	247,386,000.00	249,002,000.00	-1,616,000.00	124/51106	-6,616,000.00	7 USC 2257
				47X4542.001	5,000,000.00	107 STAT 1240
124/51104	195,046,000.00	193,083,000.00	1,963,000.00	12X5204	1,963,000.00	7 USC 2257
12X1105	168,535,000.00	168,107,000.00	428,000.00	12X5204	428,000.00	7 USC 2257
124/51106	1,331,454,050.00	1,304,891,000.00	26,563,050.00	12X1103	6,616,000.00	7 USC 2257
				12X5204	16,198,000.00	7 USC 2257
				14X5198	3,749,050.00	107 STAT 1383
12X1111	190,540,000.00	190,108,000.00	432,000.00	12X5204	432,000.00	7 USC 2257
124/51116	7,022,000.00	6,996,000.00	26,000.00	12X5204	26,000.00	7 USC 2257
1241400	688,265,771.00	694,969,000.00	-6,703,229.00	1240121	-53,000.00	107 STAT 1046
				1240150	-88,000.00	107 STAT 1046
				1243501	-6,562,229.00	7 USC 2201
1241600	353,219,309.00	322,975,500.00	30,243,809.00	1240121	-54,000.00	107 STAT 1046
				1240150	-87,000.00	107 STAT 1046
				1243505	12,472,000.00	107 STAT 1073
				1243700	-400,000.00	107 STAT 1046
				12X4336	18,312,809.00	21 USC 129
1241801	81,872,540.00	81,764,000.00	108,540.00	12X0117	108,540.00	107 STAT 1047
1242001	10,383,717.00	23,385,000.00	-13,001,283.00	12X0117	139,717.00	107 STAT 1047
				1240121	-54,000.00	107 STAT 1046
				1240150	-87,000.00	107 STAT 1046
				1243400	-13,000,000.00	107 STAT 1064
1242065	45,475,000.00	42,500,000.00	2,975,000.00	1242069	1,487,500.00	7 USC 2257
				1242082	1,487,500.00	7 USC 2257
1242069	-1,487,500.00	0.00	-1,487,500.00	1242065	-1,487,500.00	7 USC 2257
1242082	-1,487,500.00	0.00	-1,487,500.00	1242065	-1,487,500.00	7 USC 2257
12X2277	307,329,000.00	340,829,000.00	-33,500,000.00	12X2278	-33,500,000.00	107 STAT 1075

FOOTNOTES

ACCOUNT SYMBOL	NET APPROPRIATIONS AND APPROPRIATION TRANSFERS	APPROPRIATION AMOUNT	NET APPROPRIATION TRANSFERS	ACCOUNTS INVOLVED	AMOUNT FROM OR TO (-)	CITATIONS OF LAW
12X2278	1,151,480,000.00	1,117,980,000.00	33,500,000.00	12X2277	33,500,000.00	107 STAT 1075
1242400	10,866,000.00	11,532,000.00	-666,000.00	1243700	-666,000.00	107 STAT 1046
1242500	56,956,000.00	61,614,000.00	-4,658,000.00	1243000	-4,158,000.00	7 USC 2201
				1243700	-500,000.00	107 STAT 1046
1242501	1,300,000.00	1,735,000.00	-435,000.00	1243000	-435,000.00	7 USC 2201
1242707	319,216,000.00	290,116,000.00	29,100,000.00	12X4085	29,100,000.00	7 USC 2257
12X2900	3,178,000.00	2,178,000.00	1,000,000.00	11X1093	1,000,000.00	22 USC 2392
1243000	2,893,000.00	0.00	2,893,000.00	1243400	300,000.00	108 STAT 15
				1242500	4,158,000.00	7 USC 2201
				1242501	435,000.00	7 USC 2201
				1243400	-2,000,000.00	108 STAT 15
1243300	730,701,000.00	730,842,000.00	-141,000.00	1240121	-54,000.00	107 STAT 1046
				1240150	-87,000.00	107 STAT 1046
1243400	14,700,000.00	0.00	14,700,000.00	1243000	-300,000.00	108 STAT 15
				1242001	13,000,000.00	107 STAT 1064
				1243000	2,000,000.00	108 STAT 15
1243501	6,562,229.00	0.00	6,562,229.00	1241400	6,562,229.00	7 USC 2201
1243505	28,124,183,000.00	28,136,655,000.00	-12,472,000.00	1241600	-12,472,000.00	107 STAT 1073
1243508	107,786,668.00	107,767,000.00	19,668.00	12X0117	19,668.00	107 STAT 1047
124/53539	7,497,131,000.00	2,727,022,000.00	4,770,109,000.00	12X5539	4,770,109,000.00	107 STAT 1071
1243674	0.00	18,000,000,000.00	-18,000,000,000.00	12X4336	-18,000,000,000.00	15 USC 713A
1243700	518,304,000.00	516,738,000.00	1,566,000.00	1241600	400,000.00	107 STAT 1046
				1242400	666,000.00	107 STAT 1046
				1242500	500,000.00	107 STAT 1046
12X4085	576,767,000.00	235,794,000.00	340,973,000.00	1242707	-29,100,000.00	7 USC 2257
				12X4336	370,073,000.00	7 USC 1516(c)
12X4336	17,611,614,191.00	0.00	17,611,614,191.00	1241600	-18,312,809.00	21 USC 129
				12X4085	-370,073,000.00	7 USC 1516(c)
				1243674	18,000,000,000.00	15 USC 713A
12X5004	64,346,000.00	64,250,000.00	96,000.00	12X5204	96,000.00	7 USC 2257
12X5204	-19,143,000.00	0.00	-19,143,000.00	12X1104	-1,963,000.00	7 USC 2257
				12X1105	-428,000.00	7 USC 2257
				124/51106	-16,198,000.00	7 USC 2257
				12X1111	-432,000.00	7 USC 2257
				124/51116	-26,000.00	7 USC 2257
				12X5004	-96,000.00	7 USC 2257
12X5209	523,015,398.23	5,355,068,525.23	-4,832,053,127.00	12X5539	-4,770,109,000.00	7 USC 612C
				13X5139	-61,944,127.00	15 USC 713C
12X5539	0.00	0.00	0.00	124/53539	-4,770,109,000.00	107 STAT 1071
				12X5209	4,770,109,000.00	7 USC 612C
TOTALS	\$61,664,044,948.23	\$61,716,240,025.23	-\$52,195,077.00		-\$52,195,077.00	

THIS PAGE  
LEFT BLANK  
INTENTIONALLY

**APPROPRIATION, OUTLAYS, AND BALANCES - Continued**

Appropriation or Fund Account		Account Symbol			Balances beginning of fiscal year	Appropriations and other obligational authority <sup>1</sup>	Transfers borrowings and investments (net) <sup>2</sup>	Outlays (net)	Balances withdrawn and other transactions <sup>3</sup>	Balances end or fiscal year <sup>4</sup>
Title	Period of Availability	Dept. Reg	Tr. Fm	Account No						
<b>DEPARTMENT OF COMMERCE</b>										
<b>GENERAL ADMINISTRATION</b>										
<b>GENERAL FUND ACCOUNTS</b>										
SALARIES AND EXPENSES, GENERAL										
ADMINISTRATION, COMMERCE										
FUND RESOURCES:										
UNDISBURSED FUNDS	1994	13		0120		\$33,042,000.00		\$28,500,071.05		\$4,541,928.95
	1993					\$2,505,852.98		2,260,005.54		245,847.44
	1992					1,101,478.71		367,328.04		734,150.67
	1991					453,414.83		-43,271.42		496,686.25
	1990					608,859.42		365,564.02		243,295.40
	1989					651,585.43		205,389.82	\$446,195.61	
	NO YEAR						3,100,000.00	1,600,000.00		1,500,000.00
ACCOUNTS RECEIVABLE						3,066,540.19			2,823,769.78	242,770.41
UNFILLED CUSTOMER ORDERS						499,257.02			-643,029.64	1,142,286.66
FUND EQUITIES:										
UNOBLIGATED BALANCE						-1,517,743.23			1,065,653.21	-2,583,396.44
ACCOUNTS PAYABLE						-5,842,757.07			-1,591,633.37	-4,251,123.70
UNDELIVERED ORDERS						-1,526,488.28			785,957.36	-2,312,445.64
SUBTOTAL		13		0120		-0-	36,142,000.00	33,255,087.05	2,886,912.95	-0-
OFFICE OF THE INSPECTOR GENERAL, COMMERCE										
FUND RESOURCES:										
UNDISBURSED FUNDS	1994	13		0126			16,000,000.00	14,733,275.29		1,266,724.71
	1993					1,092,956.40		858,433.03		234,523.37
	1992					272,656.72		-1,741.38		274,398.10
	1991					200,104.36		-665.71		200,770.07
	1990					38,060.79		-186,078.58		224,139.37
ACCOUNTS RECEIVABLE						364,047.79			289,975.04	74,072.75
UNFILLED CUSTOMER ORDERS									-72,588.32	72,588.32
FUND EQUITIES:										
UNOBLIGATED BALANCE						-640,663.79			116,655.73	-757,319.52
ACCOUNTS PAYABLE						-1,227,919.36			101,280.88	-1,329,200.24
UNDELIVERED ORDERS						-99,242.91			161,454.02	-260,696.93
SUBTOTAL		13		0126		-0-	16,000,000.00	15,403,222.65	596,777.35	-0-
SPECIAL FOREIGN CURRENCY PROGRAM, COMMERCE										
FUND RESOURCES:										
UNDISBURSED FUNDS	NO YEAR	13		0160		30,927.33		-339.29		31,266.62
FUND EQUITIES:										
UNDELIVERED ORDERS						-30,927.33			339.29	-31,266.62
SUBTOTAL		13		0160		-0-		-339.29	339.29	-0-
<b>INTRAGOVERNMENTAL FUNDS</b>										
WORKING CAPITAL FUND, DEPARTMENT OF COMMERCE										
FUND RESOURCES:										
UNDISBURSED FUNDS	NO YEAR	13		4511		-1,461,762.86		\$52,000.00	66,751.46	\$-1,476,514.32
FUNDS HELD OUTSIDE THE TREASURY						52,000.00		-52,000.00		
ACCOUNTS RECEIVABLE						8,765,291.81			-566,240.14	9,331,531.95
UNFILLED CUSTOMER ORDERS						10,776,070.84			-388,087.17	11,164,158.01
FUND EQUITIES:										
UNOBLIGATED BALANCE						-2,419,296.47			-2,028,570.96	-390,725.51
ACCOUNTS PAYABLE						-5,981,223.48			2,528,069.64	-8,509,283.12
UNDELIVERED ORDERS						-9,731,079.84			388,087.17	-10,119,167.01
SUBTOTAL		13		4511		-0-		66,751.46	-66,751.46	-0-
<b>TRUST FUND ACCOUNTS</b>										
GIFTS AND BEQUESTS, COMMERCE										
FUND RESOURCES:										
UNDISBURSED FUNDS	NO YEAR	13		8501		454,468.26	173,542.94	-69,428.80	314,061.91	244,520.49
UNREALIZED DISCOUNT ON INVESTMENTS								-571.20		-571.20
INVESTMENTS IN PUBLIC DEBT SECURITIES								70,000.00		70,000.00
ACCOUNTS RECEIVABLE						1,887.70			-8,705.88	10,593.58

**APPROPRIATION, OUTLAYS, AND BALANCES - Continued**

Appropriation or Fund Account Title	Period of Availability	Account Symbol			Balances beginning of fiscal year	Appropriations and other obligational authority <sup>1</sup>	Transfers borrowings and investments (net) <sup>2</sup>	Outlays (net)	Balances withdrawn and other transactions <sup>3</sup>	Balances end or fiscal year <sup>4</sup>
		Dept Reg	Tr Fm	Account No.						
FUND EQUITIES:										
UNOBLIGATED BALANCE					-407,732.91	-----	-----		-296,578.84	
ACCOUNTS PAYABLE					-28,883.30	-----	-----		-20,245.48	
UNDELIVERED ORDERS					-19,739.75	-----	-----		-7,718.55	
					-0-	-----	-----		-0-	
					SUBTOTAL	173,542.94	314,061.91	-140,518.97	-111,154.07	
									-8,637.82	
									-12,021.20	
									-20,245.48	
									-7,718.55	
									-0-	
TOTAL, GENERAL ADMINISTRATION						52,315,542.94	49,038,783.78	3,276,759.16	-----	
<b>ECONOMIC DEVELOPMENT ADMINISTRATION</b>										
<b>GENERAL FUND ACCOUNTS</b>										
SALARIES AND EXPENSES, ECONOMIC DEVELOPMENT ADMINISTRATION										
FUND RESOURCES:										
UNDISBURSED FUNDS	1994	13		0125	-----	29,400,000.00	-----	26,361,003.33	-----	3,038,996.67
	1993				1,685,674.33	-----	-----	1,586,004.22	-----	99,670.11
	1992				384,668.78	-----	-----	64,710.70	-----	319,958.08
	1991				76,437.95	-----	-----	-11,944.13	-----	88,382.08
	1990				143,348.16	-----	-----	-----	-----	143,348.16
	1989				204,551.45	-----	-----	945.33	203,606.12	-----
					221,584.61	-----	-----	-----	-287,051.62	508,636.23
					17,705.00	-----	-----	-----	-188,429.20	206,134.20
ACCOUNTS RECEIVABLE										
UNFILLED CUSTOMER ORDERS										
FUND EQUITIES:										
UNOBLIGATED BALANCE					-477,743.39	-----	-----	-----	666,686.61	-1,144,430.00
ACCOUNTS PAYABLE					-1,558,959.26	-----	-----	-----	693,921.47	-2,252,880.73
UNDELIVERED ORDERS					-697,267.63	-----	-----	-----	310,547.17	-1,007,814.80
					SUBTOTAL	29,400,000.00	28,000,719.45	1,399,290.55	-0-	-----
ECONOMIC DEVELOPMENT GUARANTEED LOANS, ECONOMIC DEVELOPMENT ADMINISTRATION										
FUND RESOURCES:										
UNDISBURSED FUNDS	1992	13		0128	916,680.37	-----	-----	-1.58	-----	916,681.95
FUND EQUITIES:										
UNOBLIGATED BALANCE					-916,680.37	-----	-----	-----	1.58	-916,681.95
					SUBTOTAL	-0-	-1.58	1.58	-----	-0-
FINANCIAL AND TECHNICAL ASSISTANCE, TRADE ADJUSTMENT ASSISTANCE										
FUND RESOURCES:										
UNDISBURSED FUNDS	NO YEAR	13		1210	-----	-----	-----	4,352.63	-----	4,352.63
FUND EQUITIES:										
UNDELIVERED ORDERS					-----	-----	-----	-----	-4,352.63	4,352.63
					SUBTOTAL	-0-	4,352.63	-4,352.63	-----	-0-
ECONOMIC DEVELOPMENT ASSISTANCE PROGRAMS, ECONOMIC DEVELOPMENT ADMINISTRATION										
FUND RESOURCES:										
UNDISBURSED FUNDS	1993-95	13		2050	100,000,000.00	96,500,000.00	-500,000.00	7,941,901.30	-----	188,058,098.70
	1994				-----	317,242,000.00	-3,856,000.00	-1,610,062.93	-----	314,996,062.93
	1993-94				80,000,000.00	-----	-----	7,687,590.00	-----	72,312,410.00
	1993				177,128,500.44	-----	-----	67,365,792.26	-----	109,762,708.18
	1992				122,221,299.99	-----	-----	62,352,653.70	-----	59,868,646.29
	1991				57,638,112.58	-----	-----	25,491,879.18	-----	32,146,233.40
	1990				36,658,109.51	-----	-----	11,113,817.40	-----	25,544,292.11
	1989				22,728,593.05	-----	747,771.08	4,248,065.47	19,228,278.66	-----
	NO YEAR				135,610,797.17	103,500,000.00	-----	14,551,683.37	17,247.00	224,541,866.80
TRANSFER TO:										
AGRICULTURE, FARMERS HOME ADMINISTRATION	1994	12	13	2050	20			184,750.00	-----	184,750.00
	1993							-----	-----	847,000.00
	1992							2,567,557.10	-----	1,956,001.90
	1991							1,274,400.00	-----	70,640.00
	1989							619,650.00	-----	-----
								-43,450.00	-----	-----
AGRICULTURE, RURAL DEVELOPMENT ADMINISTRATION	1994	12	13	2050	34			3,356,000.00	-----	3,356,000.00
LABOR, EMPLOYMENT AND TRAINING ADMINISTRATION	1989	16	13	2050	3			-704,321.08	-----	-----
ENVIRONMENTAL PROTECTION AGENCY	1994	68	13	2050				-----	-----	500,000.00
	1992							5,353.00	-----	243,773.00
	1990							83,500.00	-----	49,700.00
TRANSPORTATION, FEDERAL HIGHWAY ADMINISTRATION	1993	69	13	2050	5			-----	-----	555,000.00
CORPS OF ENGINEERS, CIVIL	1993-95	96	13	2050				500,000.00	-----	143,995.41
ACCOUNTS RECEIVABLE								-----	6,731,192.06	-----

FOOTNOTES AT END OF CHAPTER

APPROPRIATION, OUTLAYS, AND BALANCES - Continued

Appropriation or Fund Account Title	Period of Availability	Account Symbol				Balances beginning of fiscal year	Appropriations and other obligational authority <sup>1</sup>	Transfers borrowings and investments (net) <sup>2</sup>	Outlays (net)	Balances withdrawn and other transactions <sup>3</sup>	Balances end of fiscal year <sup>4</sup>
		Dept.		Account No	Sub No						
		Reg	Fm								
<b>ECONOMIC DEVELOPMENT ADMINISTRATION- CONTINUED</b>											
<b>GENERAL FUND ACCOUNTS-CONTINUED</b>											
ECONOMIC DEVELOPMENT ASSISTANCE											
PROGRAMS, ECONOMIC DEVELOPMENT											
ADMINISTRATION-CONTINUED											
FUND EQUITIES:											
UNOBLIGATED BALANCE					-\$253,862,441.53	-----	-----	-----	-\$74,840,197.74	-\$179,022,243.79	
ACCOUNTS PAYABLE					-32,966,925.00	-----	-----	-----	56,956,442.34	-89,923,367.34	
UNDELIVERED ORDERS					-460,907,584.35	-----	-----	-----	304,914,483.24	-765,822,067.59	
SUBTOTAL	13		2050		-0-	\$517,242,000.00		\$204,234,554.44	313,007,445.56	-0-	
<b>PUBLIC ENTERPRISE FUNDS</b>											
ECONOMIC DEVELOPMENT REVOLVING FUND, LIQUIDATING ACCOUNT											
FUND RESOURCES:											
UNDISBURSED FUNDS	NO YEAR	13	4406		143,689,413.74	-29,000,000.00	-----	-646,914.67	-----	115,336,328.41	
FUND EQUITIES:											
UNOBLIGATED BALANCE					-140,092,428.03	-----	-----	-----	-28,657,580.99	-111,434,847.04	
ACCOUNTS PAYABLE					-3,596,985.71	-----	-----	-----	304,495.66	-3,901,481.37	
UNDELIVERED ORDERS					-0-	-----	-----	-----	-28,353,085.33	-0-	
SUBTOTAL	13		4406		-0-	-29,000,000.00		-646,914.67	-28,353,085.33	-0-	
TOTAL, ECONOMIC DEVELOPMENT ADMINISTRATION					-----	517,642,000.00	-----	231,592,710.27	286,049,289.73	-----	
<b>BUREAU OF THE CENSUS</b>											
<b>GENERAL FUND ACCOUNTS</b>											
SALARIES AND EXPENSES, BUREAU OF THE CENSUS											
FUND RESOURCES:											
UNDISBURSED FUNDS	1994	13	0401		-----	128,286,000.00	-----	96,488,311.66	-----	31,797,688.34	
	1993				11,649,347.79	-----	-----	10,786,009.08	-----	863,338.71	
	1992				9,192,580.74	-----	-----	8,369,906.92	-----	822,673.82	
	1991				1,087,550.48	-----	-----	171,068.89	-----	916,481.59	
	1990				1,179,717.42	-----	-----	171,091.58	-----	1,008,625.84	
	1989				730,376.51	-----	-----	-11,409.46	741,785.97	-----	
	NO YEAR				3,405,000.00	5,500,000.00	-----	8,905,000.00	-----	-----	
ACCOUNTS RECEIVABLE					2,730,954.63	-----	-----	-----	392,975.22	2,337,979.41	
UNFILLED CUSTOMER ORDERS					1,013,164.20	-----	-----	-----	-372,980.90	1,386,145.10	
FUND EQUITIES:											
UNOBLIGATED BALANCE					-2,257,102.95	-----	-----	-----	305,112.65	-2,562,215.60	
ACCOUNTS PAYABLE					-24,051,717.48	-----	-----	-----	4,368,938.76	-28,420,656.24	
UNDELIVERED ORDERS					-4,679,871.34	-----	-----	-----	3,470,189.63	-8,150,060.97	
SUBTOTAL	13		0401		-0-	133,786,000.00		124,879,978.67	8,906,021.33	-0-	
PERIODIC CENSUSES AND PROGRAMS, BUREAU OF THE CENSUS											
FUND RESOURCES:											
UNDISBURSED FUNDS	NO YEAR	13	0450		51,501,701.06	104,500,000.00	-----	125,105,902.25	-----	30,895,798.81	
ACCOUNTS RECEIVABLE					1,248,182.63	-----	-----	-----	-18,398,332.59	19,644,515.22	
FUND EQUITIES:											
UNOBLIGATED BALANCE					-487,647.40	-----	-----	-----	1,564,609.84	-2,052,257.24	
ACCOUNTS PAYABLE					676,462.93	-----	-----	-----	36,322,408.86	-35,645,945.93	
UNDELIVERED ORDERS					-52,938,699.22	-----	-----	-----	-40,096,588.36	-12,842,110.86	
SUBTOTAL	13		0450		-0-	104,500,000.00		125,105,902.25	-20,805,902.25	-0-	
TOTAL, BUREAU OF THE CENSUS					-----	238,286,000.00	-----	249,985,880.92	-11,689,880.92	-----	

**APPROPRIATION, OUTLAYS, AND BALANCES - Continued**

Appropriation or Fund Account Title	Period of Availability	Account Symbol			Balances beginning of fiscal year	Appropriations and other obligational authority <sup>1</sup>	Transfers borrowings and investments (net) <sup>2</sup>	Outlays (net)	Balances withdrawn and other transactions <sup>3</sup>	Balances end or fiscal year <sup>4</sup>
		Dept Reg	Acct Fm	Sub No.						
<b>ECONOMIC AND STATISTICAL ANALYSIS</b>										
<b>GENERAL FUND ACCOUNTS</b>										
SALARIES AND EXPENSES, ECONOMIC AND STATISTICAL ANALYSIS										
FUND RESOURCES:										
UNDISBURSED FUNDS	1994-95	13	1500	-----	45,220,000.00	-----	40,148,083.10	-----	5,071,916.90	
	1993-94			2,299,721.06	-----	-----	1,632,839.85	-----	666,881.21	
	1993			3,301,405.40	-----	-----	2,001,777.79	-----	1,299,627.61	
	1992			560,297.96	-----	-----	31,440.94	-----	528,857.02	
	1991			920,671.17	-----	-----	437,548.57	-----	483,122.60	
	1990			1,420,209.77	-----	-----	23,757.33	-----	1,396,452.44	
	1989			1,752,655.46	-----	-----	500,026.53	1,252,628.93	-----	
	NO YEAR			1,984,237.97	-----	-----	997,317.87	-----	-----	
ACCOUNTS RECEIVABLE				2,892,223.37	-----	-----	-----	2,380,876.21	986,920.10	
UNFILLED CUSTOMER ORDERS				85,383.16	-----	-----	-----	-26,901.59	511,347.16	
FUND EQUITIES:					-----	-----	-----	-----	112,284.75	
UNOBLIGATED BALANCE				-4,116,837.62	-----	-----	-----	-1,291,072.16	-2,825,765.46	
ACCOUNTS PAYABLE				-8,522,077.34	-----	-----	-----	-3,703,062.46	-4,819,014.88	
UNDELIVERED ORDERS				-2,577,890.36	-----	-----	-----	834,739.09	-3,412,629.45	
				-0-	-----	-----	-----	-552,791.98	-0-	
SUBTOTAL		13	1500	-----	45,220,000.00	-----	45,772,791.98	-----	-----	
TOTAL, ECONOMIC AND STATISTICAL ANALYSIS				-----	45,220,000.00	-----	45,772,791.98	-552,791.98	-----	
<b>PROMOTION OF INDUSTRY AND COMMERCE</b>										
<b>INTERNATIONAL TRADE ADMINISTRATION</b>										
<b>GENERAL FUND ACCOUNTS</b>										
OPERATIONS AND ADMINISTRATION, INTERNATIONAL TRADE ADMINISTRATION										
FUND RESOURCES:										
UNDISBURSED FUNDS	1994	13	1250	-----	350,000.00	-----	264,948.40	-----	85,051.60	
	NO YEAR			47,180,366.67	259,490,000.00	-----	233,909,896.33	-----	72,760,471.34	
ACCOUNTS RECEIVABLE				9,067,352.48	-----	-----	-----	-6,516,961.34	15,584,313.82	
UNFILLED CUSTOMER ORDERS				13,611,104.62	-----	-----	-----	-2,014,861.71	15,625,966.33	
FUND EQUITIES:					-----	-----	-----	-----	-----	
UNOBLIGATED BALANCE				-6,448,444.96	-----	-----	-----	11,506,652.45	-17,955,097.41	
ACCOUNTS PAYABLE				-6,270,119.20	-----	-----	-----	11,854,639.71	-18,124,758.91	
UNDELIVERED ORDERS				-57,140,259.61	-----	-----	-----	10,835,687.16	-67,975,946.77	
				-0-	259,840,000.00	-----	234,174,843.73	25,665,156.27	-0-	
SUBTOTAL		13	1250	-----	259,840,000.00	-----	234,174,843.73	25,665,156.27	-----	
PARTICIPATION IN UNITED STATES EXPOSITIONS, COMMERCE										
FUND RESOURCES:										
UNDISBURSED FUNDS	NO YEAR	13	1805	25,665.49	-----	-----	-----	-----	25,665.49	
FUND EQUITIES:					-----	-----	-----	-----	-----	
UNOBLIGATED BALANCE				-25,665.49	-----	-----	-----	-----	-25,665.49	
				-0-	-----	-----	-----	-----	-0-	
SUBTOTAL		13	1805	-----	-----	-----	-----	-----	-----	
<b>TRUST FUND ACCOUNTS</b>										
FOREIGN SERVICE NATIONAL SEPARATION LIABILITY TRUST FUND, INTERNATIONAL TRADE ADMINISTRATION										
FUND RESOURCES:										
UNDISBURSED FUNDS	NO YEAR	13	8344	300,000.00	-----	-----	-----	-----	300,000.00	
FUND EQUITIES:					-----	-----	-----	-----	-----	
UNOBLIGATED BALANCE				-300,000.00	-----	-----	-----	-----	-300,000.00	
				-0-	-----	-----	-----	-----	-0-	
SUBTOTAL		13	8344	-----	-----	-----	-----	-----	-----	
TOTAL, INTERNATIONAL TRADE ADMINISTRATION				-----	259,840,000.00	-----	234,174,843.73	25,665,156.27	-----	



APPROPRIATION, OUTLAYS, AND BALANCES - Continued

Appropriation or Fund Account		Account Symbol			Balances beginning of fiscal year	Appropriations and other obligational authority <sup>1</sup>	Transfers borrowings and investments (net) <sup>2</sup>	Outlays (net)	Balances withdrawn and other transactions <sup>3</sup>	Balances end or fiscal year <sup>4</sup>
Title	Period of Availability	Dept Reg	Tr Fm	Account No						
<b>PROMOTION OF INDUSTRY AND COMMERCE- CONTINUED</b>										
<b>EXPORT ADMINISTRATION</b>										
<b>GENERAL FUND ACCOUNTS</b>										
OPERATIONS AND ADMINISTRATION, EXPORT ADMINISTRATION, COMMERCE										
FUND RESOURCES	NO YEAR	13		0300		\$8,876,124.68	\$34,747,000.00	\$33,825,136.92		\$9,797,987.76
UNDISBURSED FUNDS						168,741.24			\$9,537.53	159,203.71
ACCOUNTS RECEIVABLE						289,980.57			-511,738.23	801,718.80
UNFILLED CUSTOMER ORDERS										
FUND EQUITIES										
UNOBLIGATED BALANCE						-4,958,981.33			-3,416,966.06	-1,542,015.27
ACCOUNTS PAYABLE						-1,962,815.59			3,121,321.75	-5,084,137.34
UNDELIVERED ORDERS						-2,413,049.57			1,719,708.09	-4,132,757.66
SUBTOTAL		13		0300		-0-	34,747,000.00	33,825,136.92	921,863.08	-0-
TOTAL, EXPORT ADMINISTRATION							34,747,000.00	33,825,136.92	921,863.08	
<b>MINORITY BUSINESS DEVELOPMENT AGENCY</b>										
<b>GENERAL FUND ACCOUNTS</b>										
MINORITY BUSINESS DEVELOPMENT, MINORITY BUSINESS DEVELOPMENT AGENCY										
FUND RESOURCES	1994	13		0201			11,800,000.00	11,171,666.05		628,333.95
UNDISBURSED FUNDS	1993					1,816,832.01		1,095,497.74		721,334.27
	1992					285,439.81		202,578.17		82,861.64
	1991					360,363.44		-17,513.88		377,877.32
	1990					785,428.91		-6,650.67		792,079.58
	1989					978,104.04			978,104.04	
NO YEAR						24,559,903.30	32,300,000.00	28,674,253.29		28,185,650.01
ACCOUNTS RECEIVABLE						33,132.97			22,646.74	10,486.23
FUND EQUITIES										
UNOBLIGATED BALANCE						-4,256,814.63			4,419,669.06	-8,676,483.69
ACCOUNTS PAYABLE						-3,941,581.49			-894,979.15	-3,046,602.34
UNDELIVERED ORDERS						-20,620,808.36			-1,545,271.39	-19,075,536.97
SUBTOTAL		13		0201		-0-	44,100,000.00	41,119,830.70	2,980,169.30	-0-
TOTAL, MINORITY BUSINESS DEVELOPMENT AGENCY							44,100,000.00	41,119,830.70	2,980,169.30	
<b>UNITED STATES TRAVEL AND TOURISM ADMINISTRATION</b>										
<b>GENERAL FUND ACCOUNTS</b>										
SALARIES AND EXPENSES, UNITED STATES TRAVEL AND TOURISM ADMINISTRATION										
FUND RESOURCES	1993-95	13		0700			3,500,000.00	2,060,833.63		1,439,166.37
UNDISBURSED FUNDS	1990					109,230.67		-3,272.37		112,503.04
	1989					516,907.85		424,631.00	92,276.85	
NO YEAR						10,571,929.38	20,120,000.00	22,461,588.23		8,230,341.15
ACCOUNTS RECEIVABLE						1,459,962.83			364,667.23	1,095,295.60
UNFILLED CUSTOMER ORDERS						262,021.31			262,021.31	
FUND EQUITIES										
UNOBLIGATED BALANCE						-3,463,543.99			-1,355,489.53	-2,108,054.46
ACCOUNTS PAYABLE						-434,308.12			204,870.92	-639,179.04
UNDELIVERED ORDERS						-9,022,199.93			-892,127.27	-8,130,072.66
SUBTOTAL		13		0700		-0-	23,620,000.00	24,943,780.49	-1,323,780.49	-0-

**APPROPRIATION, OUTLAYS, AND BALANCES - Continued**

Appropriation or Fund Account		Account Symbol			Balances beginning of fiscal year	Appropriations and other obligational authority <sup>1</sup>	Transfers borrowings and investments (net) <sup>2</sup>	Outlays (net)	Balances withdrawn and other transactions <sup>3</sup>	Balances end or fiscal year <sup>4</sup>
Title	Period of Availability	Dept Reg	Tr Fm	Account No.						
<b>TRUST FUND ACCOUNTS</b>										
FOREIGN SERVICE NATIONAL SEPARATION LIABILITY TRUST FUND, U.S. TRAVEL AND TOURISM ADMINISTRATION, COMMERCE FUND RESOURCES:										
UNDISBURSED FUNDS	NO YEAR	13		8347	-----	424,631.00	-----	-----	-----	424,631.00
FUND EQUITIES:					-----	-----	-----	-----	424,631.00	-424,631.00
UNOBLIGATED BALANCE					-----	-----	-----	-----	424,631.00	-0-
	SUBTOTAL	13		8347	-0-	424,631.00	-----	-----	424,631.00	-0-
TOTAL, UNITED STATES TRAVEL AND TOURISM ADMINISTRATION .....										
					-----	24,044,631.00	-----	24,943,780.49	-899,149.49	-----
TOTAL, PROMOTION OF INDUSTRY AND COMMERCE .....										
					-----	362,731,631.00	-----	334,063,591.84	28,668,039.16	-----
<b>SCIENCE AND TECHNOLOGY</b>										
<b>NATIONAL OCEANIC AND ATMOSPHERIC ADMINISTRATION</b>										
<b>GENERAL FUND ACCOUNTS</b>										
OPERATIONS, RESEARCH, AND FACILITIES NATIONAL OCEANIC AND ATMOSPHERIC ADMINISTRATION										
FUND RESOURCES:										
UNDISBURSED FUNDS	NO YEAR	13		1450	992,189,583.86	1,774,768,646.80	-\$345,097.07	1,740,468,188.17	-----	1,026,144,945.42
FUNDS HELD OUTSIDE THE TREASURY					1,603,682.59	-----	345,097.07	-----	-----	1,948,779.66
ACCOUNTS RECEIVABLE					201,217,144.01	-----	-----	-----	-26,056,281.84	227,273,425.85
UNFILLED CUSTOMER ORDERS					176,159,853.79	-----	-----	-----	38,179,542.36	137,980,311.43
FUND EQUITIES:					-----	-----	-----	-----	-----	-----
UNOBLIGATED BALANCE					-52,913,341.30	-----	-----	-----	39,391,414.32	-92,304,755.62
ACCOUNTS PAYABLE					-303,586,225.68	-----	-----	-----	-39,528,263.00	-264,057,962.68
UNDELIVERED ORDERS					-1,014,670,697.27	-----	-----	-----	22,314,046.79	-1,036,984,744.06
	SUBTOTAL	13		1450	-0-	1,774,768,646.80	-----	1,740,468,188.17	34,300,458.63	-0-
CONSTRUCTION, NATIONAL OCEANIC AND ATMOSPHERIC ADMINISTRATION										
FUND RESOURCES:										
UNDISBURSED FUNDS	1994 NO YEAR	13		1452	-----	4,000,000.00	-----	660,396.70	-----	3,339,603.30
ACCOUNTS RECEIVABLE					75,681,107.92	101,368,000.00	-----	78,025,756.56	-----	99,023,351.36
FUND EQUITIES:					2,950,807.91	-----	-----	-----	-213,302.20	3,164,110.11
UNOBLIGATED BALANCE					-15,401,778.62	-----	-----	-----	11,287,581.75	-26,689,360.37
ACCOUNTS PAYABLE					-6,047,358.15	-----	-----	-----	-1,297,274.28	-4,750,083.87
UNDELIVERED ORDERS					-57,182,779.06	-----	-----	-----	16,904,841.47	-74,087,620.53
	SUBTOTAL	13		1452	-0-	105,368,000.00	-----	78,686,153.26	26,681,846.74	-0-
FISHING VESSEL OBLIGATIONS GUARANTEES, NATIONAL OCEANIC AND ATMOSPHERIC ADMINISTRATION										
FUND RESOURCES:										
UNDISBURSED FUNDS	1994 1993 1992 NO YEAR	13		1456	-----	459,000.00	-----	-----	-----	459,000.00
					470,000.00	-----	-----	159,705.75	-----	310,294.25
					14,048.03	-----	-----	-----	-----	14,048.03
ACCOUNTS RECEIVABLE					-----	1,000,000.00	-----	-----	-----	1,000,000.00
FUND EQUITIES:					632.37	-----	-----	-----	-----	632.37
UNOBLIGATED BALANCE					-8,056.46	-----	-----	-----	909,808.19	-917,864.65
ACCOUNTS PAYABLE					-6,010.99	-----	-----	-----	314,624.01	-320,635.00
UNDELIVERED ORDERS					-470,612.95	-----	-----	-----	74,862.05	-545,475.00
	SUBTOTAL	13		1456	-0-	1,459,000.00	-----	159,705.75	1,299,294.25	-0-

FOOTNOTES AT END OF CHAPTER

APPROPRIATION, OUTLAYS, AND BALANCES - Continued

Appropriation or Fund Account		Account Symbol			Balances beginning of fiscal year	Appropriations and other obligational authority <sup>1</sup>	Transfers borrowings and investments (net) <sup>2</sup>	Outlays (net)	Balances withdrawn and other transactions <sup>3</sup>	Balances end or fiscal year <sup>4</sup>
Title	Period of Availability	Dept Reg	Tr Fr	Account No						
<b>SCIENCE AND TECHNOLOGY-CONTINUED</b>										
<b>NATIONAL OCEANIC AND ATMOSPHERIC ADMINISTRATION-CONTINUED</b>										
<b>GENERAL FUND ACCOUNTS-CONTINUED</b>										
FLEET MODERNIZATION, SHIPBUILDING AND CONVERSION, NATIONAL OCEANIC AND ATMOSPHERIC ADMINISTRATION										
FUND RESOURCES							\$17,845,009.80		\$91,336,980.35	
UNDISBURSED FUNDS	NO YEAR	13		1457	\$35,967,990.15	\$73,214,000.00				
FUND EQUITIES:								\$5,028,223.47	-28,230,644.65	
UNOBLIGATED BALANCE					-23,202,421.18			221,095.37	-1,128,688.23	
ACCOUNTS PAYABLE					-907,592.86			50,119,671.36	-61,977,647.47	
UNDELIVERED ORDERS					-11,857,976.11			55,368,990.20	-0-	
SUBTOTAL		13		1457	-0-	73,214,000.00		17,845,009.80		
GOES SATELLITE CONTINGENCY FUND, NATIONAL OCEANIC AND ATMOSPHERIC ADMINISTRATION										
FUND RESOURCES								10,968,707.42		77,975,601.53
UNDISBURSED FUNDS	NO YEAR	13		1458	88,944,308.95					
FUND EQUITIES:									-57,182,712.93	-17,832,991.03
UNOBLIGATED BALANCE					-75,015,703.96				3,310,786.62	-3,606,975.49
ACCOUNTS PAYABLE					-296,188.87				42,903,218.89	-56,535,635.01
UNDELIVERED ORDERS					-13,632,416.12			10,968,707.42	-10,968,707.42	-0-
SUBTOTAL		13		1458	-0-			10,968,707.42		
AIRCRAFT PROCUREMENT AND MODERNIZATION, NATIONAL OCEANIC AND ATMOSPHERIC ADMINISTRATION										
FUND RESOURCES								758,931.07		42,241,068.93
UNDISBURSED FUNDS	NO YEAR	13		1459		43,000,000.00				
FUND EQUITIES:									41,846,663.58	-41,846,663.58
UNOBLIGATED BALANCE									102,916.05	-102,916.05
ACCOUNTS PAYABLE									291,489.30	-291,489.30
UNDELIVERED ORDERS									42,241,068.93	-0-
SUBTOTAL		13		1459	-0-	43,000,000.00		758,931.07		
<b>SPECIAL FUND ACCOUNTS</b>										
PROMOTE AND DEVELOP FISHERY PRODUCTS AND RESEARCH PERTAINING TO AMERICAN FISHERIES, NATIONAL OCEANIC AND ATMOSPHERIC ADMINISTRATION										
FUND RESOURCES								6,053,328.71		10,882,675.58
UNDISBURSED FUNDS	NO YEAR	13		5139	9,791,877.29	7,144,127.00			967,643.00	2,633,764.25
ACCOUNTS RECEIVABLE					3,601,407.25					
FUND EQUITIES:									3,322,364.52	-3,925,119.74
UNOBLIGATED BALANCE					-602,755.22				-323,998.05	-240,437.51
ACCOUNTS PAYABLE					-564,435.56				-2,875,211.18	-9,350,882.58
UNDELIVERED ORDERS					-12,226,093.76				1,090,798.29	-0-
SUBTOTAL		13		5139	-0-	7,144,127.00		6,053,328.71		
FISHING VESSEL AND GEAR DAMAGE COMPENSATION FUND, NATIONAL OCEANIC AND ATMOSPHERIC ADMINISTRATION										
FUND RESOURCES								1,127,056.23		33,325.19
UNDISBURSED FUNDS	NO YEAR	13		5119	122,191.72	144,232.64	\$893,957.06			-77,952.63
UNREALIZED DISCOUNT ON INVESTMENTS					-93,995.57		16,042.94			2,095,000.00
INVESTMENTS IN PUBLIC DEBT SECURITIES					3,005,000.00		-910,000.00			5,626.42
ACCOUNTS RECEIVABLE									-5,626.42	
FUND EQUITIES:									-976,140.71	-2,051,288.71
UNOBLIGATED BALANCE					-3,027,429.42				-1,020.35	-4,440.27
ACCOUNTS PAYABLE					-5,460.62				-36.11	-270.00
UNDELIVERED ORDERS					-306.11					-0-
SUBTOTAL		13		5119	-0-	144,232.64		1,127,056.23	-982,823.59	
FISHERMEN'S CONTINGENCY FUND, NATIONAL OCEANIC AND ATMOSPHERIC ADMINISTRATION										
FUND RESOURCES								615,973.07		182,250.24
UNDISBURSED FUNDS	NO YEAR	13		5120	117,599.16	67,684.48	612,939.67			-76,395.51
UNREALIZED DISCOUNT ON INVESTMENTS					-68,455.84		-7,839.67			1,515,000.00
INVESTMENTS IN PUBLIC DEBT SECURITIES					2,120,000.00		-605,000.00			
FUND EQUITIES:									-543,485.87	-1,618,181.64
UNOBLIGATED BALANCE					-2,161,667.51				-4,802.72	-2,673.09
ACCOUNTS PAYABLE					-7,475.81				-548,288.59	-0-
SUBTOTAL		13		5120	-0-	67,684.48		615,973.07		

**APPROPRIATION, OUTLAYS, AND BALANCES - Continued**

Appropriation or Fund Account		Account Symbol			Balances beginning of fiscal year	Appropriations and other obligational authority <sup>1</sup>	Transfers borrowings and investments (net) <sup>2</sup>	Outlays (net)	Balances withdrawn and other transactions <sup>3</sup>	Balances end or fiscal year <sup>4</sup>
Title	Period of Availability	Dept. Reg	Tr. Fm	Account No.						
<b>FOREIGN FISHING OBSERVER FUND, NATIONAL OCEANIC AND ATMOSPHERIC ADMINISTRATION FUND RESOURCES:</b>										
UNDISBURSED FUNDS	NO YEAR	13		5122	441,767.89	28,034.04	-277,191.84	167,183.23	-----	25,426.86
UNREALIZED DISCOUNT ON INVESTMENTS					-28,034.04	-----	-22,808.16	-----	-----	-50,842.20
INVESTMENTS IN PUBLIC DEBT SECURITIES					885,000.00	-----	300,000.00	-----	-----	1,185,000.00
ACCOUNTS RECEIVABLE					375,749.32	-----	-----	-----	314,787.00	60,962.32
<b>FUND EQUITIES:</b>										
UNOBLIGATED BALANCE					-1,220,826.48	-----	-----	-----	-104,368.71	1,116,457.77
ACCOUNTS PAYABLE					-408,430.89	-----	-----	-----	-336,549.33	-71,881.56
UNDELIVERED ORDERS					-45,225.80	-----	-----	-----	-13,018.15	-32,207.65
<b>SUBTOTAL</b>	13			5122	-0-	28,034.04	-----	167,183.23	-139,149.19	-0-
<b>FISHERIES PROMOTIONAL FUND, NATIONAL OCEANIC AND ATMOSPHERIC ADMINISTRATION FUND RESOURCES:</b>										
UNDISBURSED FUNDS	NO YEAR	13		5124	191,829.01	34,680.10	-33,606.18	152,846.57	-----	40,056.36
UNREALIZED DISCOUNT ON INVESTMENTS					-34,680.10	-----	-1,393.82	-----	-----	-36,073.92
INVESTMENTS IN PUBLIC DEBT SECURITIES					1,030,000.00	-----	35,000.00	-----	-----	1,065,000.00
ACCOUNTS RECEIVABLE					7,399.00	-----	-----	-----	-13,072.69	20,471.69
<b>FUND EQUITIES:</b>										
UNOBLIGATED BALANCE					-901,200.80	-----	-----	-----	39,722.64	940,923.44
ACCOUNTS PAYABLE					-3,629.60	-----	-----	-----	-3,629.60	-7,259.20
UNDELIVERED ORDERS					-289,717.51	-----	-----	-----	-141,186.82	-148,530.69
<b>SUBTOTAL</b>	13			5124	-0-	34,680.10	-----	152,846.57	-118,166.47	-0-
<b>PUBLIC ENTERPRISE FUNDS</b>										
<b>COASTAL ZONE MANAGEMENT FUND, NATIONAL OCEANIC AND ATMOSPHERIC ADMINISTRATION FUND RESOURCES:</b>										
UNDISBURSED FUNDS	NO YEAR	13		4313	17,106,667.26	-----	-----	7,107,097.61	-----	9,999,569.65
ACCOUNTS RECEIVABLE					11,195,025.99	-----	-----	-----	4,185,981.34	7,009,044.65
<b>FUND EQUITIES:</b>										
UNOBLIGATED BALANCE					-16,615,072.47	-----	-----	-----	-5,138,535.15	-11,476,537.32
ACCOUNTS PAYABLE					-73,161.00	-----	-----	-----	1,893,896.44	-1,967,057.44
UNDELIVERED ORDERS					-11,613,459.78	-----	-----	-----	-8,048,440.24	-3,565,019.54
<b>SUBTOTAL</b>	13			4313	-0-	-----	-----	7,107,097.61	-7,107,097.61	-0-
<b>FEDERAL SHIP FINANCING FUND, FISHING VESSELS, LIQUIDATING ACCOUNT, NATIONAL OCEANIC AND ATMOSPHERIC ADMINISTRATION FUND RESOURCES:</b>										
UNDISBURSED FUNDS	NO YEAR	13		4417	427,529.66	5,000,000.00	-3,581,861.86	748,819.12	-----	1,096,848.68
UNREALIZED DISCOUNT ON INVESTMENTS					-100,685.83	-----	-243,138.14	-----	-----	-343,823.97
INVESTMENTS IN PUBLIC DEBT SECURITIES					3,135,000.00	-----	3,825,000.00	-----	-----	6,960,000.00
ACCOUNTS RECEIVABLE					28,051.78	-----	-----	-----	956.56	27,096.22
<b>FUND EQUITIES:</b>										
UNOBLIGATED BALANCE					-3,470,955.81	-----	-----	-----	4,268,299.91	-7,739,255.72
ACCOUNTS PAYABLE					-2,340.31	-----	-----	-----	-1,982.31	-358.00
UNDELIVERED ORDERS					-16,599.49	-----	-----	-----	-16,092.28	-507.21
<b>SUBTOTAL</b>	13			4417	-0-	5,000,000.00	-----	748,819.12	4,251,180.88	-0-
<b>DAMAGE ASSESSMENT AND RESTORATION REVOLVING FUND, NATIONAL OCEANIC AND ATMOSPHERIC ADMINISTRATION FUND RESOURCES:</b>										
UNDISBURSED FUNDS	NO YEAR	13		4316	12,960,756.92	-1,684,246.80	-----	-5,325,170.12	-----	16,601,680.24
ACCOUNTS RECEIVABLE					221,757.61	-----	-----	-----	-153,424.03	375,181.64
<b>FUND EQUITIES:</b>										
UNOBLIGATED BALANCE					-13,182,514.53	-----	-----	-----	3,794,347.35	-16,976,861.88
<b>SUBTOTAL</b>	13			4316	-0-	-1,684,246.80	-----	-5,325,170.12	3,640,923.32	-0-
<b>TOTAL NATIONAL OCEANIC AND ATMOSPHERIC ADMINISTRATION</b>					-----	2,008,544,158.26	-----	1,859,533,829.89	149,010,328.37	-----

FOOTNOTES AT END OF CHAPTER

**APPROPRIATION, OUTLAYS, AND BALANCES - Continued**

Appropriation or Fund Account		Account Symbol			Balances beginning of fiscal year	Appropriations and other obligational authority <sup>1</sup>	Transfers borrowings and investments (net) <sup>2</sup>	Outlays (net)	Balances withdrawn and other transactions <sup>3</sup>	Balances end or fiscal year <sup>4</sup>
Title	Period of Availability	Dept Reg	Tr Em	Account No						
<b>SCIENCE AND TECHNOLOGY-CONTINUED</b>										
<b>PATENT AND TRADEMARK OFFICE</b>										
<b>GENERAL FUND ACCOUNTS</b>										
SALARIES AND EXPENSES, PATENT AND TRADEMARK OFFICE										
FUND RESOURCES										
UNDISBURSED FUNDS	NO YEAR	13		1006	\$135,357,374.32	-----	-----	-39,791,709.52	-----	\$175,149,083.84
FUNDS HELD OUTSIDE THE TREASURY					15,000.00	-----	-----	-----	-----	15,000.00
ACCOUNTS RECEIVABLE					76,245.93	-----	-----	-----	-\$102,452.87	178,698.80
FUND EQUITIES										
UNOBLIGATED BALANCE					-31,381,814.93	-----	-----	-----	6,891,950.59	-38,273,765.52
ACCOUNTS PAYABLE					-21,956,820.51	-----	-----	-----	12,731,780.22	-34,688,800.73
UNDELIVERED ORDERS					-82,109,984.81	-----	-----	-----	20,270,431.58	-102,380,416.39
					-0-	-----	-----	-----	39,791,709.52	-0-
	SUBTOTAL	13		1006	-----	-----	-----	-39,791,709.52	-----	-----
PATENT AND TRADEMARK SURCHARGE FUND										
FUND RESOURCES										
UNDISBURSED FUNDS	NO YEAR	13		5127	-----	\$88,329,000.00	-----	88,329,000.00	-----	-----
TOTAL, PATENT AND TRADEMARK OFFICE										
					-----	88,329,000.00	-----	48,537,290.48	39,791,709.52	-----
<b>TECHNOLOGY ADMINISTRATION</b>										
<b>GENERAL FUND ACCOUNTS</b>										
SALARIES AND EXPENSES, TECHNOLOGY ADMINISTRATION, COMMERCE										
FUND RESOURCES										
UNDISBURSED FUNDS	1994	13		1100	-----	5,700,000.00	-----	4,232,095.36	-----	1,467,904.64
	1993				2,507,481.58	-----	-----	1,736,680.27	-----	770,801.31
	1992				224,937.65	-----	-----	18,588.39	-----	206,349.26
	1991				130,991.13	-----	-----	107.82	-----	130,883.31
	1990				134,283.11	-----	-----	-----	-----	134,283.11
	NO YEAR				-----	570,000.00	-----	-----	-----	570,000.00
ACCOUNTS RECEIVABLE					1,219.32	-----	-----	-----	-11,652.77	12,872.09
UNFILED CUSTOMER ORDERS					-----	-----	-----	-----	-46,969.80	46,969.80
FUND EQUITIES										
UNOBLIGATED BALANCE					-667,026.98	-----	-----	-----	52,294.86	-719,321.84
ACCOUNTS PAYABLE					-1,856,184.00	-----	-----	-----	176,515.33	-2,032,699.33
UNDELIVERED ORDERS					-475,701.81	-----	-----	-----	112,340.54	-588,042.35
					-0-	-----	-----	-----	282,528.16	-0-
	SUBTOTAL	13		1100	-----	6,270,000.00	-----	5,987,471.84	-----	-----
TOTAL, TECHNOLOGY ADMINISTRATION										
					-----	6,270,000.00	-----	5,987,471.84	282,528.16	-----
<b>NATIONAL TECHNICAL INFORMATION SERVICE</b>										
<b>PUBLIC ENTERPRISE FUNDS</b>										
NTIS REVOLVING FUND, NATIONAL TECHNICAL INFORMATION SERVICE										
FUND RESOURCES										
UNDISBURSED FUNDS	NO YEAR	13		4295	37,919,358.07	-----	-----	2,404,963.93	-----	35,514,394.14
ACCOUNTS RECEIVABLE					197,618.92	-----	-----	-----	-204,874.54	402,493.46
FUND EQUITIES										
UNOBLIGATED BALANCE					-1,975,361.96	-----	-----	-----	-576,560.02	-1,398,801.94
ACCOUNTS PAYABLE					-19,485,534.90	-----	-----	-----	-2,637,119.91	-16,848,414.99
UNDELIVERED ORDERS					-16,656,080.13	-----	-----	-----	1,013,590.54	-17,669,670.67
					-0-	-----	-----	-----	-2,404,963.93	-0-
	SUBTOTAL	13		4295	-----	-----	-----	2,404,963.93	-----	-----

**APPROPRIATION, OUTLAYS, AND BALANCES - Continued**

Appropriation or Fund Account Title	Period of Availability	Account Symbol			Balances beginning of fiscal year	Appropriations and other obligational authority <sup>1</sup>	Transfers borrowings and investments (net) <sup>2</sup>	Outlays (net)	Balances withdrawn and other transactions <sup>3</sup>	Balances end or fiscal year <sup>4</sup>
		Dept Reg	Tr Fm	Account No						
<b>TRUST FUND ACCOUNTS</b>										
INFORMATION PRODUCTS AND SERVICES, NATIONAL TECHNICAL INFORMATION SERVICE										
FUND RESOURCES										
UNDISBURSED FUNDS	NO YEAR	13		8546	147,365.09	-----	147,365.09	-----	-----	2,500.00
FUNDS HELD OUTSIDE THE TREASURY					2,500.00	-----	-----	-----	-----	-----
FUND EQUITIES					-2,500.00	-----	-----	-----	-----	-2,500.00
UNOBLIGATED BALANCE					-147,365.09	-----	-----	-147,365.09	-----	-----
ACCOUNTS PAYABLE					-0-	-----	-----	-147,365.09	-----	-0-
SUBTOTAL		13		8546	-----	-----	147,365.09	-147,365.09	-----	-0-
TOTAL, NATIONAL TECHNICAL INFORMATION SERVICE										
					-----	-----	2,552,329.02	-2,552,329.02	-----	-----
<b>NATIONAL INSTITUTE OF STANDARDS AND TECHNOLOGY</b>										
<b>GENERAL FUND ACCOUNTS</b>										
SCIENTIFIC AND TECHNICAL RESEARCH AND SERVICES, NATIONAL INSTITUTE OF STANDARDS AND TECHNOLOGY										
FUND RESOURCES										
UNDISBURSED FUNDS	NO YEAR	13		0500	62,467,641.92	225,850,000.00	-----	212,749,117.32	-----	75,568,524.60
FUND EQUITIES					-10,436,922.31	-----	-----	2,057,651.84	-----	-12,494,574.15
UNOBLIGATED BALANCE					-26,217,943.60	-----	-----	4,043,558.15	-----	-30,261,501.75
ACCOUNTS PAYABLE					-25,812,776.01	-----	-----	6,999,672.69	-----	-32,812,448.70
UNDELIVERED ORDERS					-0-	-----	-----	-----	-----	-0-
SUBTOTAL		13		0500	-----	225,850,000.00	-----	212,749,117.32	13,100,882.68	-----
CONSTRUCTION OF RESEARCH FACILITIES, NATIONAL INSTITUTE OF STANDARDS AND TECHNOLOGY										
FUND RESOURCES										
UNDISBURSED FUNDS	NO YEAR	13		0515	101,591,466.00	60,086,000.00	-----	7,353,211.92	-----	154,324,254.08
FUND EQUITIES					-99,001,108.37	-----	-----	34,759,222.08	-----	-133,760,330.45
UNOBLIGATED BALANCE					-62,873.59	-----	-----	1,907,314.89	-----	-1,970,188.48
ACCOUNTS PAYABLE					-2,527,484.04	-----	-----	16,066,251.11	-----	-18,593,735.15
UNDELIVERED ORDERS					-0-	-----	-----	52,732,788.08	-----	-0-
SUBTOTAL		13		0515	-----	60,086,000.00	-----	7,353,211.92	-----	-----
INDUSTRIAL TECHNOLOGY SERVICES, NATIONAL INSTITUTE OF STANDARDS AND TECHNOLOGY										
FUND RESOURCES										
UNDISBURSED FUNDS	NO YEAR	13		0525	136,717,075.67	231,234,000.00	-----	92,982,784.71	-----	274,968,290.96
FUND EQUITIES					-56,157,503.56	-----	-----	114,319,391.04	-----	-170,476,894.60
UNOBLIGATED BALANCE					-12,668,638.00	-----	-----	7,177,328.25	-----	-19,845,966.25
ACCOUNTS PAYABLE					-67,890,934.11	-----	-----	16,754,496.00	-----	-84,645,430.11
UNDELIVERED ORDERS					-0-	-----	-----	-----	-----	-0-
SUBTOTAL		13		0525	-----	231,234,000.00	-----	92,982,784.71	138,251,215.29	-----
<b>INTRAGOVERNMENTAL FUNDS</b>										
WORKING CAPITAL FUND, NATIONAL INSTITUTE OF STANDARDS AND TECHNOLOGY										
FUND RESOURCES										
UNDISBURSED FUNDS	NO YEAR	13		4650	58,254,294.34	3,870,000.00	-----	-146,160,654.27	-----	208,284,948.61
ACCOUNTS RECEIVABLE					57,542,647.61	-----	-----	-13,437,832.13	-----	70,980,479.74
UNFILLED CUSTOMER ORDERS					21,782,192.17	-----	-----	3,447,828.93	-----	18,334,363.24
FUND EQUITIES					-57,907,317.96	-----	-----	25,917,175.89	-----	-83,824,493.85
UNOBLIGATED BALANCE					-52,631,965.13	-----	-----	12,639,709.57	-----	-65,271,674.70
ACCOUNTS PAYABLE					-27,039,851.03	-----	-----	121,463,772.01	-----	-148,503,623.04
UNDELIVERED ORDERS					-0-	-----	-----	-----	-----	-0-
SUBTOTAL		13		4650	-----	3,870,000.00	-----	-146,160,654.27	150,030,654.27	-----
TOTAL, NATIONAL INSTITUTE OF STANDARDS AND TECHNOLOGY										
					-----	521,040,000.00	-----	166,924,459.68	354,115,540.32	-----

FOOTNOTES AT END OF CHAPTER

**APPROPRIATION, OUTLAYS, AND BALANCES - Continued**

Appropriation or Fund Account		Account Symbol			Balances beginning of fiscal year	Appropriations and other obligational authority <sup>1</sup>	Transfers borrowings and investments (net) <sup>2</sup>	Outlays (net)	Balances withdrawn and other transactions <sup>3</sup>	Balances end of fiscal year <sup>4</sup>	
Title	Period of Availability	Dept Reg	Tr Fm	Account No							Sub No
<b>SCIENCE AND TECHNOLOGY-CONTINUED</b>											
<b>NATIONAL TELECOMMUNICATIONS AND INFORMATION ADMINISTRATION</b>											
<b>GENERAL FUND ACCOUNTS</b>											
ENDOWMENT FOR CHILDREN'S EDUCATION											
TELEVISION, NATIONAL TELECOMMUNICATIONS AND INFORMATION ADMINISTRATION											
FUND RESOURCES											
UNDISBURSED FUNDS	NO YEAR	13		0527		\$2,641,015.70	\$1,000,000.00	-----	\$1,126,613.12	-----	\$2,514,402.58
FUND EQUITIES											
UNOBLIGATED BALANCE						-192,460.65	-----	-----	-----	-\$161,445.72	-31,014.93
ACCOUNTS PAYABLE						-48,041.05	-----	-----	-----	245,231.19	-293,272.24
UNDELIVERED ORDERS						-2,400,514.00	-----	-----	-----	-210,398.59	-2,190,115.41
	SUBTOTAL	13		0527		-0-	1,000,000.00	-----	1,126,613.12	-126,613.12	-0-
SALARIES AND EXPENSES, NATIONAL TELECOMMUNICATIONS AND INFORMATION ADMINISTRATION, COMMERCE											
FUND RESOURCES											
UNDISBURSED FUNDS	1990	13		0550		98,989.46	-----	-----	-----	98,989.46	-----
	1989					54,396.24	-----	-----	-----	54,396.24	-----
	NO YEAR					8,926,651.45	19,927,000.00	-----	20,286,314.25	-----	8,567,337.20
ACCOUNTS RECEIVABLE						64,381.78	-----	-----	-----	51,170.59	13,211.19
UNFILLED CUSTOMER ORDERS						-----	-----	-----	-----	-160,272.71	160,272.71
FUND EQUITIES											
UNOBLIGATED BALANCE						-597,081.06	-----	-----	-----	-535,834.15	-61,246.91
ACCOUNTS PAYABLE						-7,879,076.57	-----	-----	-----	336,609.57	-8,215,686.14
UNDELIVERED ORDERS						-668,261.30	-----	-----	-----	-204,373.25	-463,888.05
	SUBTOTAL	13		0550		-0-	19,927,000.00	-----	20,286,314.25	-359,314.25	-0-
PUBLIC BROADCASTING FACILITIES, PLANNING AND CONSTRUCTION, NATIONAL TELECOMMUNICATIONS AND INFORMATION ADMINISTRATION, COMMERCE											
FUND RESOURCES:											
UNDISBURSED FUNDS	NO YEAR	13		0551		39,997,573.95	24,000,000.00	-----	19,643,958.37	-----	44,353,615.58
FUND EQUITIES											
UNOBLIGATED BALANCE						-579,561.20	-----	-----	-----	1,650,114.37	-2,229,675.57
ACCOUNTS PAYABLE						-4,464,123.99	-----	-----	-----	164,456.70	-4,628,580.69
UNDELIVERED ORDERS						-34,953,888.76	-----	-----	-----	2,541,470.56	-37,495,359.32
	SUBTOTAL	13		0551		-0-	24,000,000.00	-----	19,643,958.37	4,356,041.63	-0-
INFORMATION INFRASTRUCTURE GRANTS, NATIONAL TELECOMMUNICATIONS AND INFORMATION ADMINISTRATION											
FUND RESOURCES:											
UNDISBURSED FUNDS	NO YEAR	13		0552		-----	26,000,000.00	-----	1,164,131.96	-----	24,835,868.04
FUND EQUITIES											
UNOBLIGATED BALANCE						-----	-----	-----	-----	24,395,714.95	-24,395,714.95
ACCOUNTS PAYABLE						-----	-----	-----	-----	404,305.08	-404,305.08
UNDELIVERED ORDERS						-----	-----	-----	-----	35,848.01	-35,848.01
	SUBTOTAL	13		0552		-0-	26,000,000.00	-----	1,164,131.96	24,835,868.04	-0-
TOTAL, NATIONAL TELECOMMUNICATIONS AND INFORMATION ADMINISTRATION						-----	70,927,000.00	-----	42,221,017.70	28,705,982.30	-----
TOTAL, SCIENCE AND TECHNOLOGY						-----	2,695,110,158.26	-----	2,125,756,398.61	569,353,759.65	-----

**APPROPRIATION, OUTLAYS, AND BALANCES - Continued**

Appropriation or Fund Account		Account Symbol				Balances beginning of fiscal year	Appropriations and other obligational authority <sup>1</sup>	Transfers borrowings and investments (net) <sup>2</sup>	Outlays (net)	Balances withdrawn and other transactions <sup>3</sup>	Balances end or fiscal year <sup>4</sup>
Title	Period of Availability	Dept. Reg	Tr. Fm	Account No.	Sub No.						
<b>DEDUCTIONS FOR OFFSETTING RECEIPTS</b>											
PROPRIETARY RECEIPTS FROM THE PUBLIC						-----	-120,259,256.98	-----	-120,259,256.98	-----	-----
INTRABUDGETARY TRANSACTIONS						-----	-653,443.15	-----	-653,443.15	-----	-----
TOTAL .....						-----	-120,912,700.13	-----	-120,912,700.13	-----	-----
TOTAL, DEPARTMENT OF COMMERCE .....						-----	3,790,392,632.07	-----	2,915,297,457.27	875,085,174.80	-----
<b>MEMORANDUM</b>											
<b>FINANCING ACCOUNTS</b>											
<b>PUBLIC ENTERPRISE FUNDS</b>											
FISHING VESSEL OBLIGATIONS GUARANTEES											
FINANCING ACCOUNT, ECONOMIC DEVELOPMENT AND ATMOSPHERIC ADMINISTRATION											
FUND RESOURCES:											
UNDISBURSED FUNDS	NO YEAR	13		4314		372,000.53	-----	-----	-916,792.58	-----	1,288,793.11
ACCOUNTS RECEIVABLE						470,000.00	-----	-----	-----	-394,000.00	864,000.00
FUND EQUITIES:											
UNOBLIGATED BALANCE						-842,000.53	-----	-----	-----	1,310,792.58	-2,152,793.11
SUBTOTAL		13		4314		-0-	-----	-----	-916,792.58	916,792.58	-0-
TOTAL, FINANCING ACCOUNTS .....						-----	-----	-----	-916,792.58	916,792.58	-----



## FOOTNOTES

- 1 The amounts in this column, unless otherwise footnoted, represent appropriations, increases and rescissions in borrowing authority or new contract authority. Appropriation accounts with appropriation transfer activity are presented in Table 1 (Appropriations and Appropriation Transfers) at the end of the chapter.
- 2 The amounts in this column, unless otherwise footnoted, represent transfers-other than appropriation transfers, borrowings (gross), investments (net), unrealized discounts or agent cashier funds.
- 3 The amounts in this column, unless otherwise footnoted, represent obligated balances canceled for fiscal year 1989 pursuant to 31 U.S.C. 1553, changes in unfilled customer orders, accounts receivable, accounts payable, undelivered orders, unobligated balances and adjustments to borrowing and contract authority.
- 4 Unobligated balances for no-year or unexpired multiple year accounts are available for obligation; unobligated balances for expired fiscal year accounts are not available for obligation.
- 5 Subject to disposition by the administrative agency.
- 6 Includes \$1,225,043.00 that was not appropriated for obligation.
- 7 Includes \$229,538.00 that was not appropriated for obligation.
- 8 Includes \$17,700.03 which is covered by investments and \$318,983.00 that was not appropriated for obligation.
- 9 Includes \$88,002.64 which is covered by investments and \$798,206.00 that was not appropriated for obligation.

**APPROPRIATION, OUTLAYS, AND BALANCES—Continued**

**FOOTNOTES**

**TABLE 1-APPROPRIATIONS AND APPROPRIATION TRANSFERS-COMMERCE**

ACCOUNT SYMBOL	NET APPROPRIATIONS AND APPROPRIATION TRANSFERS	APPROPRIATION AMOUNT	NET APPROPRIATION TRANSFERS	ACCOUNTS INVOLVED	AMOUNT FROM OR TO (-)	CITATIONS OF LAW
13X0120	\$3,100,000.00	\$0.00	\$3,100,000.00	11X1093	\$1,500,000.00	22 USC 2392
				13X0515	1,600,000.00	107 STAT 1177
1340125	29,400,000.00	28,000,000.00	1,400,000.00	1342050	1,400,000.00	42 USC 3218
13X0201	32,300,000.00	29,800,000.00	2,500,000.00	13X2050	2,500,000.00	42 USC 3218
13X0401	5,500,000.00	0.00	5,500,000.00	13X0450	5,500,000.00	107 STAT 1177
13X0450	104,500,000.00	110,000,000.00	-5,500,000.00	13X0401	-5,500,000.00	107 STAT 1177
13X0500	225,850,000.00	226,000,000.00	-150,000.00	11X0033	3,000,000.00	108 STAT 14
				13X1100	-570,000.00	107 STAT 1177
				13X4650	-2,580,000.00	107 STAT 1169
13X0515	60,086,000.00	61,686,000.00	-1,600,000.00	13X0120	-1,600,000.00	107 STAT 1177
13X0525	231,234,000.00	232,524,000.00	-1,290,000.00	13X4650	-1,290,000.00	107 STAT 1170
13X0700	20,120,000.00	17,120,000.00	3,000,000.00	13X2050	3,000,000.00	42 USC 3218
133/50700	3,500,000.00	0.00	3,500,000.00	133/52050	3,500,000.00	42 USC 3218
13X1100	570,000.00	0.00	570,000.00	13X0500	570,000.00	107 STAT 1177
13X1250	259,490,000.00	246,590,000.00	12,900,000.00	11X1093	12,900,000.00	22 USC 2392
1341250	350,000.00	0.00	350,000.00	113/41037	350,000.00	22 USC 2392
13X1450	1,774,768,646.80	1,694,753,000.00	80,015,646.80	11X0033	11,000,000.00	108 STAT 14
				13X4316	5,030,646.80	104 STAT 2105
				13X5139	54,800,000.00	107 STAT 1170
				14X1452	5,335,000.00	107 STAT 1177
				14X1457	3,850,000.00	107 STAT 1177
1341452	4,000,000.00	0.00	4,000,000.00	1342050	4,000,000.00	42 USC 3218
13X1452	101,368,000.00	106,703,000.00	-5,335,000.00	13X1450	-5,335,000.00	107 STAT 1177
13X1456	1,000,000.00	0.00	1,000,000.00	11X0033	1,000,000.00	108 STAT 14
1341456	459,000.00	459,000.00	0.00	11X0033	0.00	108 STAT 14
13X1457	73,214,000.00	77,064,000.00	-3,850,000.00	14X1450	-3,850,000.00	107 STAT 1177
13X2050	103,500,000.00	0.00	103,500,000.00	11X0033	109,000,000.00	108 STAT 14
				13X0700	-3,000,000.00	42 USC 3218
133/52050	96,500,000.00	100,000,000.00	-3,500,000.00	13X0201	-2,500,000.00	42 USC 3218
1342050	317,242,000.00	322,642,000.00	-5,400,000.00	133/50700	-3,500,000.00	42 USC 3218
				1340125	-1,400,000.00	42 USC 3218
				1341452	-4,000,000.00	42 USC 3218
				11X0033	0.00	108 STAT 14
13X4316	-1,684,246.80	0.00	-1,684,246.80	13X1450	-5,030,646.80	104 STAT 2105
				14X5198	3,346,400.00	107 STAT 1383
13X4650	3,870,000.00	0.00	3,870,000.00	13X0500	2,580,000.00	107 STAT 1169
				13X0525	1,290,000.00	107 STAT 1170
13X5139	7,144,127.00	0.00	7,144,127.00	12X5209	61,944,127.00	15 USC 713C
				13X1450	-54,800,000.00	107 STAT 1170
<b>TOTALS</b>	<b>\$3,457,381,527.00</b>	<b>\$3,253,341,000.00</b>	<b>\$204,040,527.00</b>		<b>\$204,040,527.00</b>	

**APPROPRIATION, OUTLAYS, AND BALANCES - Continued**

Appropriation or Fund Account		Account Symbol				Balances beginning of fiscal year	Appropriations and other obligational authority <sup>1</sup>	Transfers borrowings and investments (net) <sup>2</sup>	Outlays (net)	Balances withdrawn and other transactions <sup>3</sup>	Balances end or fiscal year <sup>4</sup>
Title	Period of Availability	Dept Reg	Tr Fm	Account No.	Sub No.						
<b>DEPARTMENT OF DEFENSE</b>											
<b>DEPARTMENT OF DEFENSE - MILITARY</b>											
<b>MILITARY PERSONNEL</b>											
<b>DEPARTMENT OF THE ARMY</b>											
<b>GENERAL FUND ACCOUNTS</b>											
MILITARY PERSONNEL, ARMY FUND RESOURCES: UNDISBURSED FUNDS	1994 1993 1992 1991 1990 1989	21		2010		---	\$21,348,877,000.00	---	\$21,247,632,760.83	---	\$101,244,239.17
						\$1,434,661,004.03			1,311,175,414.39		123,485,589.64
						74,642,343.94			4,847,874.33		69,794,469.61
						24,102,287.89			-10,897,027.16		34,999,315.05
						14,091,107.15			-3,633,556.86		17,724,664.01
						8,677,796.82			-6,742,935.21	\$15,420,732.03	---
						---			---		3,300,000.00
UNFUNDED CONTRACT AUTHORITY ACCOUNTS RECEIVABLE	1994	21		2010		1,317,259,944.14	\$3,300,000.00	---	---	527,455,378.18	789,804,565.96
FUND EQUITIES: UNOBLIGATED BALANCE						-19,135,000.00	---	---	---	-1,255,000.00	-17,880,000.00
ACCOUNTS PAYABLE						-2,854,299,483.97	---	---	---	-1,731,826,640.53	-1,122,472,843.44
						---	21,352,177,000.00	---	22,542,382,530.32	-1,190,205,530.32	---
<b>SUBTOTAL</b>		21		2010		---					---
RESERVE PERSONNEL, ARMY FUND RESOURCES: UNDISBURSED FUNDS	1994 1993 1992 1991 1990 1989	21		2070		---	2,155,267,000.00	---	1,957,684,598.25	---	197,582,401.75
						144,605,752.23			117,854,997.79		26,750,754.44
						35,347,313.20			-3,262,192.07		38,609,505.27
						60,302,299.17			2,720,811.73		57,581,487.44
						25,072,719.31			439,774.87		24,632,944.44
						25,243,874.55			-688,999.85	25,932,874.40	---
						33,438,242.41			---	11,648,195.67	21,790,046.74
ACCOUNTS RECEIVABLE FUND EQUITIES: UNOBLIGATED BALANCE						-104,523,266.03	---	---	---	27,066,434.30	-131,609,700.33
ACCOUNTS PAYABLE						-213,233,026.27	---	---	---	15,090,267.65	-228,323,293.92
UNDELIVERED ORDERS						-6,253,908.57	---	---	---	760,237.26	-7,014,145.83
						---	2,155,267,000.00	---	2,074,748,990.72	80,518,009.28	---
<b>SUBTOTAL</b>		21		2070		---					---
NATIONAL GUARD PERSONNEL, ARMY FUND RESOURCES: UNDISBURSED FUNDS	1994 1993 1992 1991 1990 1989	21		2060		---	3,449,119,000.00	---	3,198,065,625.70	---	251,053,374.30
						182,551,235.19			184,176,019.88		1,624,784.69
						1,672,286.85			-5,897,071.99		7,569,358.84
						9,167,643.05			-1,644,103.93		10,811,746.98
						25,215,753.99			-601,970.31		25,817,723.70
						22,982,002.23			129,868.16	22,852,134.07	---
						12,296,345.57			---	816,073.69	11,480,271.88
ACCOUNTS RECEIVABLE FUND EQUITIES: UNOBLIGATED BALANCE						-56,913,510.55	---	---	---	-54,334,231.64	-2,579,278.91
ACCOUNTS PAYABLE						-176,373,624.75	---	---	---	91,941,607.62	-268,315,232.37
UNDELIVERED ORDERS						-20,598,130.98	---	---	---	13,615,048.75	-34,213,179.73
						---	3,449,119,000.00	---	3,374,228,367.51	74,890,632.49	---
<b>SUBTOTAL</b>		21		2060		---					---
<b>TOTAL, MILITARY PERSONNEL, ARMY</b>						---	26,956,563,000.00	---	27,991,359,888.55	-1,034,796,888.55	---
<b>DEPARTMENT OF THE NAVY</b>											
<b>GENERAL FUND ACCOUNTS</b>											
MILITARY PERSONNEL, NAVY FUND RESOURCES: UNDISBURSED FUNDS	1994 1993 1992-93 1992 1991 1990 1989	17		1453		---	18,547,450,000.00	---	17,966,325,737.00	---	581,124,263.00
						608,997,937.78			582,963,559.53		26,034,378.25
						---			48.64		48.64
						26,169,830.42			4,030,183.76		22,139,646.66
						8,265,533.57			3,642,376.22		4,623,157.35
						14,293,428.85			3,891,594.76		10,401,834.09
						9,313,670.71			---	8,019,919.10	---
						300,178,374.61			1,293,751.61	64,175,265.73	236,003,108.88
ACCOUNTS RECEIVABLE FUND EQUITIES: UNOBLIGATED BALANCE						-40,916,440.05	---	---	---	-9,632,721.92	-31,283,718.13
ACCOUNTS PAYABLE						-813,545,065.59	---	---	---	-79,896,084.02	-733,648,981.57
UNDELIVERED ORDERS						-112,757,270.30	---	---	---	2,636,369.59	-115,393,639.89
						---	18,547,450,000.00	---	18,582,147,251.52	-14,697,251.52	---
<b>SUBTOTAL</b>		17		1453		---					---

**APPROPRIATION, OUTLAYS, AND BALANCES - Continued**

Appropriation or Fund Account Title	Period of Availability	Account Symbol		Balances beginning of fiscal year	Appropriations and other obligatory authority <sup>1</sup>	Transfers borrowings and investments (net) <sup>2</sup>	Outlays (net)	Balances withdrawn and other transactions <sup>3</sup>	Balances end or fiscal year <sup>4</sup>
		Dept. Reg	Tr Fm						
<b>MILITARY PERSONNEL, MARINE CORPS</b>									
<b>FUND RESOURCES:</b>									
UNDISBURSED FUNDS	1994	17	1105	-----	5,753,017,000.00	-----	5,621,039,842.72	-----	131,977,157.28
	1993			159,840,129.12	-----	-----	148,564,537.20	-----	11,275,591.92
	1992			108,277,689.68	-----	-----	93,816,327.04	-----	14,461,362.64
	1991			98,872,192.49	-----	-----	21,771,668.99	-----	77,100,523.50
	1990			32,289,275.11	-----	-----	-69,587.38	-----	32,358,862.49
	1989			32,947,915.98	-----	-----	-711,667.45	33,659,583.43	-----
				58,084,722.25	-----	-----	-----	5,040,487.26	53,044,234.99
<b>ACCOUNTS RECEIVABLE</b>									
<b>FUND EQUITIES:</b>									
UNOBLIGATED BALANCE				-137,957,281.10	-----	-----	-----	-70,137,364.78	-67,819,916.32
ACCOUNTS PAYABLE				-352,354,643.53	-----	-----	-----	-99,956,827.03	-252,397,816.50
SUBTOTAL	17	1105		-0-	5,753,017,000.00	-----	5,884,411,121.12	-131,394,121.12	-0-
<b>RESERVE PERSONNEL, NAVY</b>									
<b>FUND RESOURCES:</b>									
UNDISBURSED FUNDS	1994	17	1405	-----	1,593,743,000.00	-----	1,478,305,357.84	-----	115,437,642.16
	1993			167,024,163.60	-----	-----	157,698,382.34	-----	9,325,781.26
	1992			51,855,824.78	-----	-----	5,076,584.02	-----	46,779,240.76
	1991			28,084,025.03	-----	-----	1,774,502.71	-----	26,309,522.32
	1990			20,069,139.37	-----	-----	-974,371.05	-----	21,043,510.42
	1989			14,870,372.11	-----	-----	325,815.31	14,544,556.80	-----
				18,371,778.89	-----	-----	-----	-2,803,601.58	21,175,380.47
<b>ACCOUNTS RECEIVABLE</b>									
<b>FUND EQUITIES:</b>									
UNOBLIGATED BALANCE				-38,020,984.20	-----	-----	-----	649,783.88	-38,670,768.08
ACCOUNTS PAYABLE				-255,635,773.76	-----	-----	-----	-77,787,688.24	-177,848,085.52
UNDELIVERED ORDERS				-6,618,545.82	-----	-----	-----	16,933,677.97	-23,552,223.79
SUBTOTAL	17	1405		-0-	1,593,743,000.00	-----	1,642,206,271.17	-48,463,271.17	-0-
<b>RESERVE PERSONNEL, MARINE CORPS</b>									
<b>FUND RESOURCES:</b>									
UNDISBURSED FUNDS	1994	17	1108	-----	346,815,000.00	-----	331,535,698.45	-----	15,279,301.55
	1993			35,544,434.62	-----	-----	20,697,437.43	-----	14,846,997.19
	1992			7,599,864.51	-----	-----	873,371.06	-----	6,726,493.45
	1991			6,190,237.97	-----	-----	-31,558.24	-----	6,221,796.21
	1990			1,559,027.80	-----	-----	-23,700.26	-----	1,582,728.06
	1989			8,897,283.31	-----	-----	-47,908.69	8,945,192.00	-----
				4,979,929.09	-----	-----	-----	-3,253,404.79	8,233,333.88
<b>ACCOUNTS RECEIVABLE</b>									
<b>FUND EQUITIES:</b>									
UNOBLIGATED BALANCE				-20,155,420.16	-----	-----	-----	-4,592,463.89	-15,562,956.27
ACCOUNTS PAYABLE				-44,615,357.14	-----	-----	-----	-7,287,663.07	-37,327,694.07
SUBTOTAL	17	1108		-0-	346,815,000.00	-----	353,003,339.75	-6,188,339.75	-0-
<b>TOTAL, MILITARY PERSONNEL, NAVY</b>				-----	26,241,025,000.00	-----	26,441,767,983.56	-200,742,983.56	-----
<b>DEPARTMENT OF THE AIR FORCE</b>									
<b>GENERAL FUND ACCOUNTS</b>									
<b>MILITARY PERSONNEL, AIR FORCE</b>									
<b>FUND RESOURCES:</b>									
UNDISBURSED FUNDS	1994	57	3500	-----	16,121,230,000.00	-----	15,875,909,957.83	-----	245,320,042.17
	1993			1,027,890,183.44	-----	-----	809,948,711.66	-----	217,941,471.78
	1992-93			6,143,592.03	-----	-----	500.60	-----	6,143,091.43
	1992			3,234,048.27	-----	-----	1,321,746.75	-----	1,912,301.52
	1991			183,704,214.75	-----	-----	10,600,465.51	-----	173,103,749.24
	1990			82,231,485.57	-----	-----	-170,077.79	-----	82,401,563.36
	1989			14,034,813.68	-----	-----	188,794.87	13,846,018.81	-----
				352,045,341.50	-----	-----	-----	66,808,557.25	285,236,784.25
<b>ACCOUNTS RECEIVABLE</b>									
<b>FUND EQUITIES:</b>									
UNOBLIGATED BALANCE				-160,620,000.00	-----	-----	-----	21,680,844.00	-182,300,844.00
ACCOUNTS PAYABLE				-1,508,663,679.24	-----	-----	-----	-678,905,519.49	-829,758,159.75
SUBTOTAL	57	3500		-0-	16,121,230,000.00	-----	16,697,800,099.43	-576,570,099.43	-0-
<b>RESERVE PERSONNEL, AIR FORCE</b>									
<b>FUND RESOURCES:</b>									
UNDISBURSED FUNDS	1994	57	3700	-----	788,118,000.00	-----	<sup>10</sup> 702,961,992.06	-----	85,156,007.94
	1993			42,835,059.64	5,500,000.00	-----	<sup>11</sup> 39,916,742.02	-----	8,418,317.62
	1992-93			438,481.29	-----	-----	80,430.10	-----	358,051.19
	1992			4,467,485.24	-----	-----	<sup>12</sup> 392,315.52	-----	4,075,169.72
	1991			35,387,705.13	-----	-----	-48,411.23	-----	35,436,116.36
	1990			18,694,909.76	-----	-----	26,809.94	-----	18,668,099.82
	1989			5,960,462.37	-----	-----	416.25	5,960,046.12	-----

FOOTNOTES AT END OF CHAPTER

**APPROPRIATION, OUTLAYS, AND BALANCES - Continued**

Appropriation or Fund Account Title	Period of Availability	Account Symbol				Balances beginning of fiscal year	Appropriations and other obligational authority <sup>1</sup>	Transfers borrowings and investments (net) <sup>2</sup>	Outlays (net)	Balances withdrawn and other transactions <sup>3</sup>	Balances end or fiscal year <sup>4</sup>
		Dept		Account No	Sub No						
		Reg	Fm								
<b>DEPARTMENT OF DEFENSE - MILITARY-CONTINUED</b>											
<b>MILITARY PERSONNEL-CONTINUED</b>											
<b>DEPARTMENT OF THE AIR FORCE-CONTINUED</b>											
<b>GENERAL FUND ACCOUNTS-CONTINUED</b>											
RESERVE PERSONNEL, AIR FORCE-CONTINUED											
FUND RESOURCES-CONTINUED											
ACCOUNTS RECEIVABLE					\$4,972,484 10	-----	-----	-----	\$800,359 92	\$4,172,124 18	
FUND EQUITIES									1,485,727 36	-59,358,300 93	
UNOBLIGATED BALANCE					-57,872,573 57	-----	-----	-----	40,344,410 36	-91,472,958 62	
ACCOUNTS PAYABLE					-51,128,548 26	-----	-----	-----	1,697,161 58	-5,452,627 28	
UNDELIVERED ORDERS					-3,755,465 70	-----	-----	-----	50,287,705 34	-0-	
					-0-						
						\$793,618,000 00		\$743,330,294 66			
NATIONAL GUARD PERSONNEL, AIR FORCE											
FUND RESOURCES											
UNDISBURSED FUNDS											
	1994	57		3850	-----	1,258,272,000 00	-----	<sup>13</sup> 1,209,982,627 42	-----	48,289,372 58	
	1993				70,153,329 57	-----	-----	<sup>14</sup> 52,072,709 56	-----	18,080,620 01	
	1992-93				1,269,678 89	-----	-----	120,924 77	-----	1,148,754 12	
	1992				11,183,121 10	-----	-----	65,140 85	-----	11,117,980 25	
	1991				20,333,376 35	-----	-----	115,809 63	-----	20,217,566 72	
	1990				16,621,310 06	-----	-----	39,463 71	-----	16,581,846 35	
	1989				7,528,553 30	-----	-----	-3,480 71	7,532,034 01	-----	
					2,408,945 78	-----	-----	-----	-1,721,631 78	4,130,577 56	
ACCOUNTS RECEIVABLE											
FUND EQUITIES:											
UNOBLIGATED BALANCE					-54,850,369 56	-----	-----	-----	10,121,774 99	-64,972,144 55	
ACCOUNTS PAYABLE					-55,415,820 90	-----	-----	-----	-17,275,267 20	-38,140,553 70	
UNDELIVERED ORDERS					-19,232,124 59	-----	-----	-----	-2,778,105 25	-16,454,019 34	
					-0-				-4,121,195 23	-0-	
						1,258,272,000 00		1,262,393,195 23			
TOTAL, MILITARY PERSONNEL, AIR FORCE					-----	-----	-----	18,703,523,589 32	-530,403,589 32	-----	
TOTAL, MILITARY PERSONNEL					-----	-----	-----	73,136,651,461 43	-1,765,943,461 43	-----	
<b>OPERATION AND MAINTENANCE</b>											
<b>DEPARTMENT OF THE ARMY</b>											
<b>GENERAL FUND ACCOUNTS</b>											
OPERATION AND MAINTENANCE, ARMY											
FUND RESOURCES											
UNDISBURSED FUNDS											
	1994	21		2020	-----	17,830,918,000 00	\$30,000,000 00	<sup>15</sup> 13,655,199,961 34	-----	4,205,718,038 66	
	1993				3,944,880,883 22	-----	-----	<sup>16</sup> 2,947,994,471 79	-----	996,886,411 43	
	1992-93				222,723,710 49	-----	-----	110,912,063 75	-----	111,811,646 74	
	1992				1,707,924,003 54	-225,000,000 00	-----	494,044,208 79	-----	988,879,794 75	
	1991				1,513,238,976 01	-----	-----	556,425,492 01	-----	956,813,484 00	
	1990				421,729,708 86	-----	-----	-13,199,278 57	-----	434,928,987 43	
	1989				327,814,752 51	-----	-----	91,330,928 84	236,483,823 67	-----	
	NO YEAR				-----	750,000 00	-----	-949 98	-----	750,949 98	
TRANSFER TO											
CORPS OF ENGINEERS											
UNFUNDED CONTRACT AUTHORITY	NO YEAR	96	21	2020	3,444,815 93	-----	-----	1,488,656 07	-----	1,956,159 86	
ACCOUNTS RECEIVABLE	1994	21		2020	-----	<sup>17</sup> 122,999,175 00	-----	-----	-----	122,999,175 00	
UNFILLED CUSTOMER ORDERS					2,033,069,967 74	-----	-----	-----	629,713,178 95	1,403,356,788 79	
					1,196,063,369 70	-----	-----	-----	-352,642,280 66	1,548,705,650 36	
FUND EQUITIES:											
UNOBLIGATED BALANCE					-800,795,655 67	-----	-----	-----	214,700,379 42	-1,015,496,035 09	
ACCOUNTS PAYABLE					-2,926,068,288 15	-----	-----	-----	-683,770,474 26	-2,242,297,813 89	
UNDELIVERED ORDERS					-7,644,026,244 18	-----	-----	-----	-129,013,006 16	-7,515,013,238 02	
					-0-				-84,528,379 04	-0-	
						17,729,667,175 00	30,000,000 00	17,844,195,554 04			
OPERATION AND MAINTENANCE, ARMY RESERVE											
FUND RESOURCES											
UNDISBURSED FUNDS											
	1994	21		2080	-----	1,073,378,000 00	-----	<sup>17</sup> 749,025,916 09	-----	324,352,083 91	
	1993				250,602,309 25	-----	-----	<sup>18</sup> 175,791,425 30	-----	74,810,883 95	
	1992-93				722,864 92	-----	-----	336,360 75	-----	386,504 17	
	1992				63,744,334 80	-----	-----	27,564,322 37	-----	36,180,012 43	
	1991				36,748,855 50	-----	-----	4,049,908 04	-----	32,698,947 46	
	1990				26,557,390 02	-----	-----	1,302,568 73	-----	25,254,821 29	
	1989				11,017,926 63	-----	-----	-3,704,792 58	14,722,719 21	-----	

**APPROPRIATION, OUTLAYS, AND BALANCES - Continued**

Appropriation or Fund Account		Account Symbol			Balances beginning of fiscal year	Appropriations and other obligatory authority <sup>1</sup>	Transfers borrowings and investments (net) <sup>2</sup>	Outlays (net)	Balances withdrawn and other transactions <sup>3</sup>	Balances end or fiscal year <sup>4</sup>
Title	Period of Availability	Dept Reg	Tr Fm	Account No.						
ACCOUNTS RECEIVABLE					18,431,597.94	-----	-----	-----	5,568,170.74	12,863,427.20
UNFILLED CUSTOMER ORDERS					6,760,185.09	-----	-----	-----	4,107,358.61	2,652,826.48
FUND EQUITIES:										
UNOBLIGATED BALANCE					-59,587,155.44	-----	-----	-----	17,529,613.69	-77,116,769.13
ACCOUNTS PAYABLE					-56,819,983.49	-----	-----	-----	20,745,429.83	-77,565,413.32
UNDELIVERED ORDERS					-298,178,325.22	-----	-----	-----	56,338,999.22	-354,517,324.44
SUBTOTAL		21		2080	-0-	1,073,378,000.00		954,365,708.70	119,012,291.30	-0-
OPERATION AND MAINTENANCE, ARMY NATIONAL GUARD FUND RESOURCES:										
UNDISBURSED FUNDS						2,235,849,000.00				
	1994	21		2065	-----	-----	-----	1,810,588,147.26	-----	425,260,852.74
	1993				504,735,823.99	-----	-----	377,563,713.02	-----	127,172,110.97
	1992-93				1,400,000.00	-----	-----	-----	-----	1,400,000.00
	1992				118,046,868.76	-----	-----	22,785,001.06	-----	95,261,867.70
	1991				69,593,579.68	-----	-----	7,233,668.59	-----	62,359,911.09
	1990				57,383,794.16	-----	-----	2,946,961.37	-----	54,436,832.79
	1989				27,027,803.55	-----	-----	1,054,747.06	25,973,056.49	-----
ACCOUNTS RECEIVABLE					102,591,509.14	-----	-----	-----	28,120,366.53	74,471,142.61
UNFILLED CUSTOMER ORDERS					-----	-----	-----	-----	-44,550.42	44,550.42
FUND EQUITIES:										
UNOBLIGATED BALANCE					-152,142,296.98	-----	-----	-----	20,313,468.29	-172,455,765.27
ACCOUNTS PAYABLE					-375,797,582.03	-----	-----	-----	-310,257,345.53	-65,540,236.50
UNDELIVERED ORDERS					-352,839,500.27	-----	-----	-----	249,571,766.28	-602,411,266.55
SUBTOTAL		21		2065	-0-	2,235,849,000.00		2,222,172,238.36	13,676,761.64	-0-
NATIONAL BOARD FOR THE PROMOTION OF RIFLE PRACTICE, ARMY FUND RESOURCES:										
UNDISBURSED FUNDS						2,483,000.00				
	1994	21		1705	-----	-----	-----	2,148,077.95	-----	334,922.05
	1993				2,824,293.96	-----	-----	937,522.03	-----	1,886,771.93
	1992				1,150,264.28	-----	-----	535,886.86	-----	614,377.42
	1991				102,353.92	-----	-----	-63,747.00	-----	166,100.92
	1990				213,762.99	-----	-----	-786.79	-----	214,549.78
	1989				161,549.43	-----	-----	-700.00	162,249.43	-----
NO YEAR					-----	-----	-----	-1,412,881.78	-----	1,412,881.78
ACCOUNTS RECEIVABLE					5,261.88	-----	-----	-----	9,333.78	-4,071.90
FUND EQUITIES:										
UNOBLIGATED BALANCE					-489,255.49	-----	-----	-----	-109,766.09	-379,489.40
ACCOUNTS PAYABLE					-2,488,816.25	-----	-----	-----	771,888.89	-3,260,705.14
UNDELIVERED ORDERS					-1,479,414.72	-----	-----	-----	-494,077.28	-985,337.44
SUBTOTAL		21		1705	-0-	2,483,000.00		2,143,371.27	339,628.73	-0-
<b>SPECIAL FUND ACCOUNTS</b>										
RESTORATION, ROCKY MOUNTAIN ARSENAL, ARMY FUND RESOURCES:										
UNDISBURSED FUNDS					77,272,019.11	5,694,425.45	-----	1,600,706.28	-----	81,365,738.28
FUND EQUITIES:										
UNOBLIGATED BALANCE					-68,409,501.68	-----	-----	-----	6,915,469.58	-75,324,971.26
UNDELIVERED ORDERS					-8,862,517.43	-----	-----	-----	-2,821,750.41	-6,040,767.02
SUBTOTAL		21		5098	-0-	5,694,425.45		1,600,706.28	4,093,719.17	-0-
50TH ANNIVERSARY OF WORLD WAR II, COMMEMORATION ACCOUNT, ARMY FUND RESOURCES:										
UNDISBURSED FUNDS					-----	29,961.46	-----	-----	-----	29,961.46
FUND EQUITIES:										
UNOBLIGATED BALANCE					-----	-----	-----	-----	29,961.46	-29,961.46
SUBTOTAL		21		5194	-0-	29,961.46		-----	29,961.46	-0-
NATIONAL SCIENCE CENTER, ARMY FUND RESOURCES:										
UNDISBURSED FUNDS					-----	54,970.23	-----	16,208.70	-----	38,761.53
FUND EQUITIES:										
UNOBLIGATED BALANCE					-----	-----	-----	-----	38,184.03	-38,184.03
UNDELIVERED ORDERS					-----	-----	-----	-----	577.50	-577.50
SUBTOTAL		21		5286	-0-	54,970.23		16,208.70	38,761.53	-0-
TOTAL, OPERATION AND MAINTENANCE, ARMY					-----	21,047,156,532.14	30,000,000.00	21,024,493,787.35	52,662,744.79	-----

**APPROPRIATION, OUTLAYS, AND BALANCES - Continued**

Appropriation or Fund Account Title	Period of Availability	Account Symbol			Balances beginning of fiscal year	Appropriations and other obligational authority <sup>1</sup>	Transfers borrowings and investments (net) <sup>2</sup>	Outlays (net)	Balances withdrawn and other transactions <sup>3</sup>	Balances end or fiscal year <sup>4</sup>
		Dept	Account	Sub						
		Req	No	No						
<b>DEPARTMENT OF DEFENSE - MILITARY-CONTINUED</b>										
<b>OPERATION AND MAINTENANCE-CONTINUED</b>										
<b>DEPARTMENT OF THE NAVY</b>										
<b>GENERAL FUND ACCOUNTS</b>										
OPERATION AND MAINTENANCE, NAVY										
FUND RESOURCES										
UNDISBURSED FUNDS										
	1994	17	1804		\$20,852,012,000.00	\$30,000,000.00	\$17,012,638,041.80		\$3,869,373,958.20	
	1992-94			\$73,438,865.99			47,557,463.67		25,881,402.32	
	1993			3,081,510,006.79			2,605,646,616.88		475,863,389.91	
	1992-93			272,506,110.60			116,068,114.45		156,437,996.15	
	1992			752,170,916.01	-3,200,000.00		2,365,291,400.73		383,679,515.28	
	1990-92			31,198,919.90			21,027,384.36		10,171,535.54	
	1991			723,881,664.30			144,420,570.68		579,461,093.62	
	1990			276,830,719.44			-732,614.29		277,563,333.73	
	1989			178,336,799.01			19,643,990.84	\$158,692,808.17		
	1989			-13,671,898.18			-45,111,231.91	31,439,333.73		
	1989			1,994,541,741.51				420,404,711.05	1,574,137,030.46	
	1989			1,341,372,743.03				-31,862,656.15	1,373,235,399.18	
PRIOR YEARS										
ACCOUNTS RECEIVABLE										
UNFILLED CUSTOMER ORDERS										
FUND EQUITIES										
UNOBLIGATED BALANCE										
ACCOUNTS PAYABLE										
UNDELIVERED ORDERS										
				-748,554,385.92				-4,131,900.94	-744,422,484.98	
				-4,308,853,558.96				-858,385,197.35	-3,450,468,361.61	
				-3,654,708,643.52				876,205,164.28	-4,530,913,807.80	
				-0-				592,362,262.79	-0-	
				-0-	20,848,812,000.00	30,000,000.00	20,286,449,737.21			
SUBTOTAL										
OPERATION AND MAINTENANCE, MARINE CORPS										
FUND RESOURCES										
UNDISBURSED FUNDS										
	1994	17	1106		1,905,393,000.00		1,489,484,455.80		415,908,544.20	
	1993			368,366,558.58	14,300,000.00		295,310,829.30		87,355,729.28	
	1992			64,926,073.15			213,218,216.83		29,707,856.32	
	1991			178,824,700.07			30,587,137.58		148,237,562.49	
	1990			9,999,601.52			-279,914.37		10,279,515.89	
	1989			49,467,967.21			1,498,548.54	47,969,418.67		
	1989			106,062,973.87				29,073,933.51	76,989,040.36	
	1989			173,538,762.65				77,395,752.89	96,143,009.76	
ACCOUNTS RECEIVABLE										
UNFILLED CUSTOMER ORDERS										
FUND EQUITIES										
UNOBLIGATED BALANCE										
ACCOUNTS PAYABLE										
UNDELIVERED ORDERS										
				-90,418,055.56				33,981,240.05	-124,399,295.61	
				-222,717,324.30				-2,407,193.28	-220,310,131.02	
				-638,051,257.19				-118,139,425.52	-519,911,831.67	
				-0-				67,873,726.32	-0-	
				-0-	1,919,693,000.00		1,851,819,273.68			
SUBTOTAL										
OPERATION AND MAINTENANCE, NAVY RESERVE										
FUND RESOURCES										
UNDISBURSED FUNDS										
	1994	17	1806		760,962,000.00		569,949,350.31		191,012,649.69	
	1993			229,541,250.82			171,902,920.67		57,638,330.15	
	1992			58,590,296.46			32,991,464.54		25,598,831.92	
	1991			80,460,427.11			32,699,642.31		47,760,784.80	
	1990			39,971,778.84			-5,537,336.88		45,509,115.72	
	1989			37,613,267.58			-433,982.22	38,047,249.80		
	1989			11,703,771.82				-5,367,470.86	17,071,242.68	
	1989			6,076,173.09				-1,700,236.83	7,776,409.92	
ACCOUNTS RECEIVABLE										
UNFILLED CUSTOMER ORDERS										
FUND EQUITIES										
UNOBLIGATED BALANCE										
ACCOUNTS PAYABLE										
UNDELIVERED ORDERS										
				-56,821,394.87				2,694,695.33	-59,516,090.20	
				-177,026,585.03				-24,734,195.01	-152,292,390.02	
				-230,108,985.82				-49,550,101.16	-180,558,884.66	
				-0-				-40,610,058.73	-0-	
				-0-	760,962,000.00		801,572,058.73			
SUBTOTAL										
OPERATION AND MAINTENANCE, MARINE CORPS RESERVE										
FUND RESOURCES										
UNDISBURSED FUNDS										
	1994	17	1107		91,402,000.00		59,154,789.56		32,247,210.44	
	1993			17,800,703.17			12,494,849.49		5,305,853.68	
	1992			7,967,569.63			2,488,835.55		5,478,734.08	
	1991			2,369,359.02			469,089.90		1,900,269.12	
	1990			4,619,644.66			-66,096.92		4,685,741.58	
	1989			1,546,712.36			7,814.99	1,538,897.37		
	1989			1,685,079.30				540,162.75	1,144,916.55	
	1989			955,354.00				-1,417,119.44	2,372,473.44	
ACCOUNTS RECEIVABLE										
UNFILLED CUSTOMER ORDERS										
FUND EQUITIES										
UNOBLIGATED BALANCE										
ACCOUNTS PAYABLE										
UNDELIVERED ORDERS										
				-5,440,977.49				1,092,916.17	-6,533,893.66	
				-20,366,425.38				-3,655,784.59	-16,710,640.79	
				-11,137,019.27				18,753,645.17	-29,890,664.44	
				-0-				16,852,717.43	-0-	
				-0-	91,402,000.00		74,549,282.57			
SUBTOTAL										

**APPROPRIATION, OUTLAYS, AND BALANCES - Continued**

Appropriation or Fund Account Title	Period of Availability	Account Symbol			Balances beginning of fiscal year	Appropriations and other obligatory authority <sup>1</sup>	Transfers borrowings and investments (net) <sup>2</sup>	Outlays (net)	Balances withdrawn and other transactions <sup>3</sup>	Balances end of fiscal year <sup>4</sup>
		Dept Reg	Tr Fm	Account No.						
PAYMENTS TO KHAO'OLAWA ISLAND CONVEYANCE, REMEDIATION, AND ENVIRONMENTAL RESTORATION FUND, NAVY FUND RESOURCES	NO YEAR	17		1236	-----	60,000,000.00	-----	449,465.68	-----	59,550,534.32
UNDISBURSED FUNDS					-----	-----	-----	-----	-----	-----
FUND EQUITIES:					-----	-----	-----	-----	58,675,697.98	-58,675,697.98
UNOBLIGATED BALANCE					-----	-----	-----	-----	3,196.33	-3,196.33
ACCOUNTS PAYABLE					-----	-----	-----	-----	871,640.01	-871,640.01
UNDELIVERED ORDERS					-----	-----	-----	-----	-----	-----
SUBTOTAL		17		1236	-0-	60,000,000.00	-----	449,465.68	59,550,534.32	-0-
TOTAL, OPERATION AND MAINTENANCE, NAVY					-----	23,680,869,000.00	30,000,000.00	23,014,839,817.87	696,029,182.13	-----
<b>DEPARTMENT OF THE AIR FORCE</b>										
<b>GENERAL FUND ACCOUNTS</b>										
OPERATION AND MAINTENANCE, AIR FORCE FUND RESOURCES										
UNDISBURSED FUNDS	1994	57		3400	-----	20,516,805,000.00	35,494,000.00	<sup>2</sup> 16,244,537,848.62	-----	4,307,761,151.38
	1993				3,931,907,777.20	-37,000,000.00	-----	<sup>2</sup> 2,931,357,714.24	-----	963,550,062.96
	1992-93				383,014,834.94	-----	-----	222,802,123.64	-----	160,212,711.30
	1992				1,223,941,783.94	-31,000,000.00	-----	<sup>2</sup> 612,695,525.27	-----	580,246,258.67
	1991				745,281,867.38	-----	-----	<sup>2</sup> 234,116,484.16	-----	511,165,383.22
	1990				321,619,565.28	-----	-----	38,535,051.88	-----	283,084,513.40
	1989				349,127,828.29	-----	267,237.91	65,811,648.28	283,583,417.92	-----
TRANSFER TO:										
DEPARTMENT OF TRANSPORTATION, FEDERAL HIGHWAY ADMINISTRATION	1994	69	57	3400	5	-----	4,506,000.00	938,992.12	-----	3,567,007.88
	1993					-----	-----	2,526,466.93	-----	1,334,260.85
	1992				1,265,737.54	-----	-----	236,718.04	-----	1,029,019.50
	1991				367,609.91	-----	-----	138,096.51	-----	229,513.40
	1990				406,634.64	-----	-----	51.31	-----	406,583.33
	1989				276,693.72	-----	-267,237.91	9,455.81	-----	-----
ACCOUNTS RECEIVABLE					749,891,259.94	-----	-----	-----	-47,809,497.19	797,700,757.13
UNFILLED CUSTOMER ORDERS					175,930,760.16	-----	-----	-----	52,831,404.06	123,099,356.10
FUND EQUITIES:					-----	-----	-----	-----	-----	-----
UNOBLIGATED BALANCE					-540,604,113.56	-----	-----	-----	10,048,834.53	-550,652,948.09
ACCOUNTS PAYABLE					-739,384,164.43	-----	-----	-----	-312,609,588.28	-426,774,576.15
UNDELIVERED ORDERS					-6,606,904,802.73	-----	-----	-----	149,054,252.15	-6,755,959,054.88
SUBTOTAL		57		3400	-0-	20,448,805,000.00	40,000,000.00	20,353,706,176.81	135,098,823.19	-0-
OPERATION AND MAINTENANCE, AIR FORCE RESERVE FUND RESOURCES										
UNDISBURSED FUNDS	1994	57		3740	-----	1,363,160,000.00	-----	<sup>2</sup> 1,121,141,743.14	-----	242,018,256.86
	1993				188,289,189.74	-----	-----	<sup>2</sup> 135,067,195.09	-----	53,221,994.65
	1992-93				4,555,788.92	-----	-----	2,179,905.26	-----	2,375,883.66
	1992				37,408,115.39	-----	-----	<sup>2</sup> 16,448,224.41	-----	20,959,890.98
	1991				33,407,450.95	-----	-----	2,175,567.47	-----	31,231,883.48
	1990				13,748,147.23	-----	-----	934,829.05	-----	12,813,318.18
	1989				26,079,847.48	-----	-----	3,057,531.53	23,022,315.95	-----
ACCOUNTS RECEIVABLE					47,586,001.38	-----	-----	-----	7,810,329.89	39,775,671.49
UNFILLED CUSTOMER ORDERS					-----	-----	-----	-----	-43,500.81	43,500.81
FUND EQUITIES:					-----	-----	-----	-----	-----	-----
UNOBLIGATED BALANCE					-46,353,877.17	-----	-----	-----	13,482,548.31	-59,836,425.48
ACCOUNTS PAYABLE					-40,415,889.19	-----	-----	-----	223,832.70	-40,639,721.89
UNDELIVERED ORDERS					-264,304,774.73	-----	-----	-----	37,659,478.01	-301,964,252.74
SUBTOTAL		57		3740	-0-	1,363,160,000.00	-----	1,281,004,995.95	82,155,004.05	-0-
OPERATION AND MAINTENANCE, AIR NATIONAL GUARD FUND RESOURCES										
UNDISBURSED FUNDS	1994	57		3840	-----	2,665,321,000.00	-----	<sup>2</sup> 2,225,052,341.04	-----	440,268,658.96
	1993				394,215,168.32	-----	-----	332,451,590.58	-----	61,763,577.74
	1992-93				1,065,489.03	-----	-----	425,026.46	-----	640,462.57
	1992				54,825,173.55	-----	-----	23,370,615.19	-----	31,454,558.36
	1991				27,219,345.89	-----	-----	13,059,264.30	-----	14,160,081.59
	1990				30,195,755.47	-----	-----	1,035,380.63	-----	29,160,374.84
	1989				25,016,376.29	-----	-----	390,273.78	24,626,102.51	-----
ACCOUNTS RECEIVABLE					50,047,043.90	-----	-----	-----	7,744,838.33	42,302,205.57

FOOTNOTES AT END OF CHAPTER



APPROPRIATION, OUTLAYS, AND BALANCES - Continued

Appropriation or Fund Account Title	Period of Availability	Account Symbol			Balances beginning of fiscal year	Appropriations and other obligational authority <sup>1</sup>	Transfers borrowings and investments (net) <sup>2</sup>	Outlays (net)	Balances withdrawn and other transactions <sup>3</sup>	Balances end of fiscal year <sup>4</sup>
		Dept Reg	Account No	Sub No						
<b>DEPARTMENT OF DEFENSE - MILITARY-CONTINUED</b>										
<b>OPERATION AND MAINTENANCE-CONTINUED</b>										
<b>DEPARTMENT OF THE AIR FORCE-CONTINUED</b>										
<b>GENERAL FUND ACCOUNTS-CONTINUED</b>										
OPERATION AND MAINTENANCE, AIR NATIONAL GUARD-CONTINUED FUND EQUITIES:										
UNOBLIGATED BALANCE				-\$29,591,905.72	-----	-----	-----	\$5,533,443.83	-\$35,125,349.55	
ACCOUNTS PAYABLE				-26,286,302.25	-----	-----	-----	-13,385,780.82	-12,900,521.43	
UNDELIVERED ORDERS				-526,706,144.48	-----	-----	-----	45,017,904.17	-571,724,048.65	
				-0-	-----	-----	-----	69,536,508.02	-0-	
SUBTOTAL		57	3840			\$2,665,321,000.00		\$2,595,784,491.98		
TOTAL, OPERATION AND MAINTENANCE, AIR FORCE						24,477,286,000.00	\$40,000,000.00	24,230,495,664.74	286,790,335.26	-----
<b>DEFENSE AGENCIES</b>										
<b>GENERAL FUND ACCOUNTS</b>										
OPERATION AND MAINTENANCE, DEFENSE AGENCIES FUND RESOURCES										
UNDISBURSED FUNDS								\$7,217,936,729.23		2,330,617,270.77
1994	97	0100		-----	9,548,554,000.00	-----	-----	-----	-----	-----
1993-94				979,000,000.00	-979,000,000.00	-----	-----	-----	-----	752,269,147.43
1993				2,467,819,008.86	-28,945,000.00	-----	-----	1,686,604,861.43	-----	84,402,940.34
1992-93				93,723,663.10	-----	-----	-----	9,320,722.76	-----	50,000,000.00
1991-93				50,000,000.00	-----	-----	-----	-----	-----	331,648,708.18
1992				500,913,865.41	-18,653,000.00	-----	-----	150,612,157.23	-----	42,571,202.09
1991				84,914,141.02	-----	-----	-----	42,342,938.93	-----	113,452,429.70
1990				112,476,323.63	-----	-----	-----	-976,106.07	-----	-----
1989				40,063,731.64	-----	-----	-----	8,372,673.65	31,691,057.99	-----
NO YEAR PRIOR YEARS				-----	13,300,000.00	-----	-----	12,803,935.26	-----	\$496,064.74
ACCOUNTS RECEIVABLE				-28,635,064.91	-----	-----	-----	-3,315,396.03	-----	-25,319,668.88
UNFILLED CUSTOMER ORDERS				962,805,065.68	-----	-----	-----	-----	19,692,807.47	943,112,258.21
FUND EQUITIES:				61,543,462.21	-----	-----	-----	-----	-6,103,857.56	67,647,319.77
UNOBLIGATED BALANCE				-1,495,725,712.04	-----	-----	-----	-----	-907,107,702.52	-588,618,009.52
ACCOUNTS PAYABLE				-1,464,133,721.40	-----	-----	-----	-----	-49,120,460.21	-1,415,013,261.19
UNDELIVERED ORDERS				-2,364,764,763.20	-----	-----	-----	-----	322,501,638.44	-2,687,266,401.64
SUBTOTAL		97	0100			8,535,256,000.00		9,123,702,516.39	-588,446,516.39	-0-
COURT OF MILITARY APPEALS, DEFENSE FUND RESOURCES:										
UNDISBURSED FUNDS										
1994	97	0104		-----	5,942,000.00	-----	-----	4,833,458.75	-----	1,108,541.25
1993				1,189,631.75	-----	-----	-----	708,583.36	-----	481,048.39
1992				607,418.51	-----	-----	-----	13,247.48	-----	594,171.03
1991				2,142,518.16	-----	-----	-----	-280.00	-----	2,142,798.16
1990				513,248.98	-----	-----	-----	7,017.70	-----	506,231.28
1989				322,407.56	-----	-----	-----	-----	322,407.56	-----
ACCOUNTS RECEIVABLE				502.50	-----	-----	-----	-----	2.50	500.00
FUND EQUITIES:										
UNOBLIGATED BALANCE				-3,078,221.75	-----	-----	-----	-----	59,217.72	-3,137,439.47
ACCOUNTS PAYABLE				-374,355.28	-----	-----	-----	-----	-166,377.24	-207,978.04
UNDELIVERED ORDERS				-1,323,150.43	-----	-----	-----	-----	164,722.17	-1,487,872.60
SUBTOTAL		97	0104			5,942,000.00		5,562,027.29	379,972.71	-0-
GOODWILL GAMES, DEFENSE FUND RESOURCES:										
UNDISBURSED FUNDS										
1990-91	97	0106		2,977,402.85	-----	-----	-----	-10,405.86	-----	2,967,808.71
1989				109,754.86	-----	-----	-----	-----	109,754.86	-----
ACCOUNTS RECEIVABLE				-----	-----	-----	-----	-----	428.58	-428.58
FUND EQUITIES:										
UNOBLIGATED BALANCE				-2,641,654.14	-----	-----	-----	-----	-114,375.67	-2,527,278.47
UNDELIVERED ORDERS				-445,503.57	-----	-----	-----	-----	14,598.09	-460,101.66
SUBTOTAL		97	0106					-10,405.86	10,405.86	-0-
OFFICE OF THE INSPECTOR GENERAL, DEFENSE FUND RESOURCES:										
UNDISBURSED FUNDS										
1994-96	97	0107		-----	800,000.00	-----	-----	-----	-----	800,000.00
1993-95				800,000.00	-----	-----	-----	183,280.66	-----	616,719.34
1994				-----	135,361,000.00	-----	-----	118,131,822.56	-----	17,229,177.44
1992-94				300,000.00	-----	-----	-----	-----	-----	300,000.00
1993				12,253,846.00	-----	-----	-----	8,027,902.12	-----	4,225,943.88

**APPROPRIATION, OUTLAYS, AND BALANCES - Continued**

Appropriation or Fund Account Title	Period of Availability	Account Symbol			Balances beginning of fiscal year	Appropriations and other obligational authority <sup>1</sup>	Transfers borrowings and investments (net) <sup>2</sup>	Outlays (net)	Balances withdrawn and other transactions <sup>3</sup>	Balances end or fiscal year <sup>4</sup>
		Dept Reg	Tr Fm	Account No.						
	1991-93				385,284.62	-----	63,702.90	-----	321,581.72	
	1992				5,455,726.56	-----	178,778.72	-----	5,276,947.84	
	1990-92				380,479.44	-----	-----	-----	380,479.44	
	1991				5,162,601.83	-----	21,886.91	-----	5,140,714.92	
	1990				13,143,807.71	-----	113,298.81	-----	13,030,508.90	
ACCOUNTS RECEIVABLE					100,755.05	-----	-----	14,357.70	86,397.35	
FUND EQUITIES:										
UNOBLIGATED BALANCE					-2,950,152.79	-----	-----	868,790.35	-3,818,943.14	
ACCOUNTS PAYABLE					-18,072,415.80	-----	-----	1,328,459.10	-19,400,874.90	
UNDELIVERED ORDERS					-16,959,932.62	-----	-----	7,228,720.17	-24,188,652.79	
SUBTOTAL	97		0107		-0-	136,161,000.00	126,720,672.68	9,440,327.32	-0-	
SUMMER OLYMPICS, DEFENSE FUND RESOURCES:										
UNDISBURSED FUNDS	1993-95	97	0116		-----	<sup>1</sup> 444,776.00	-613.25	-----	445,389.25	
	1992-95				-----	<sup>2</sup> 215,245.00	-----	-----	215,245.00	
	1994				-----	2,000,000.00	114,458.35	-----	1,885,541.65	
	1993				1,970,111.58	-----	1,500,000.16	<sup>3</sup> 444,776.00	25,335.42	
	1992-93				919,901.43	-----	570,187.58	<sup>2</sup> 215,245.00	134,468.85	
ACCOUNTS RECEIVABLE					-----	-----	-----	-3,085.00	3,085.00	
FUND EQUITIES:										
UNOBLIGATED BALANCE					-660,021.05	-----	-----	1,526,270.50	-2,186,291.55	
ACCOUNTS PAYABLE					-26,392.33	-----	-----	42,700.00	-69,092.33	
UNDELIVERED ORDERS					-2,203,599.63	-----	-----	-1,749,918.34	-453,681.29	
SUBTOTAL	97		0116		-0-	2,660,021.00	2,184,032.84	475,988.16	-0-	
DEFENSE HEALTH PROGRAM, DEFENSE FUND RESOURCES:										
UNDISBURSED FUNDS	1994-96	97	0130		-----	273,637,000.00	22,463,577.97	-----	251,173,422.03	
	1994-95				-----	-----	-4,324.00	-----	4,324.00	
	1993-95				267,865,819.43	-----	162,306,336.06	-----	105,559,483.37	
	1994				-----	9,347,572,000.00	7,830,732,507.28	-----	1,516,839,492.72	
	1993-94				80,945,428.18	-----	41,992,169.11	-----	38,953,259.07	
	1993				1,066,319,773.99	-----	1,122,917,338.05	-----	<sup>4</sup> 56,597,564.06	
ACCOUNTS RECEIVABLE					316,770,829.95	-----	-----	-278,098,942.89	594,869,772.84	
UNFILLED CUSTOMER ORDERS					55,732,485.90	-----	-----	-60,279,507.10	116,011,993.00	
FUND EQUITIES:										
UNOBLIGATED BALANCE					-145,334,234.57	-----	-----	48,965,944.70	-194,300,179.27	
ACCOUNTS PAYABLE					-867,242,394.04	-----	-----	144,343,895.65	-1,011,586,289.69	
UNDELIVERED ORDERS					-775,057,708.84	-----	-----	585,870,005.17	-1,360,927,714.01	
SUBTOTAL	97		0130		-0-	9,621,209,000.00	9,180,407,604.47	440,801,395.53	-0-	
REAL PROPERTY MAINTENANCE, DEFENSE FUND RESOURCES:										
UNDISBURSED FUNDS	1994-95	97	0131		-----	-----	157,276.66	-----	<sup>4</sup> -157,276.66	
	1994				-----	-----	-1,754.47	-----	1,754.47	
	1993-94				1,427,605,925.32	18,200,000.00	824,197,724.48	-----	621,608,200.84	
	1993				-11,187,536.48	-----	-40,284,750.55	-----	29,097,214.07	
	1992-93				313,772,132.41	-----	190,547,619.96	-----	123,224,512.45	
ACCOUNTS RECEIVABLE					229,943.88	-----	-----	1,355,303.96	-1,125,360.08	
FUND EQUITIES:										
UNOBLIGATED BALANCE					-493,275,247.38	-----	-----	-410,573,203.27	-82,702,044.11	
ACCOUNTS PAYABLE					-184,538,128.22	-----	-----	15,797,554.06	-200,335,682.28	
UNDELIVERED ORDERS					-1,052,607,089.53	-----	-----	-562,995,770.83	-489,611,318.70	
SUBTOTAL	97		0131		-0-	18,200,000.00	974,616,116.08	-956,416,116.08	-0-	
CLAIMS, MOUNT PINATUBO, DEFENSE FUND RESOURCES:										
UNDISBURSED FUNDS	1993-95	97	0132		-----	<sup>5</sup> 5,000,000.00	91,473.20	-----	4,908,526.80	
	1993-94				-----	<sup>3</sup> 10,000,000.00	-----	-----	10,000,000.00	
	1992-94				8,602,882.36	-----	8,024,556.24	-----	578,326.12	
	1993				28,980,962.58	-----	7,272,916.57	<sup>4</sup> 15,000,000.00	6,708,046.01	
	1992-93				30,772,202.27	-----	333,414.45	-----	30,438,787.82	
	1992				41,108,258.54	-----	1,685,405.58	-----	39,422,852.96	
	NO YEAR				21,400,000.00	-----	8,441,755.99	-----	12,958,244.01	
ACCOUNTS RECEIVABLE					17,320.00	-----	-----	16,322.00	998.00	
FUND EQUITIES:										
UNOBLIGATED BALANCE					-98,679,413.31	-----	-----	-5,878,926.15	-92,800,487.16	
ACCOUNTS PAYABLE					-634,248.20	-----	-----	-2,020,201.06	1,385,952.86	
UNDELIVERED ORDERS					-31,567,964.24	-----	-----	-17,966,716.82	-13,601,247.42	
SUBTOTAL	97		0132		-0-	15,000,000.00	25,849,522.03	-10,849,522.03	-0-	

FOOTNOTES AT END OF CHAPTER

**APPROPRIATION, OUTLAYS, AND BALANCES - Continued**

Appropriation or Fund Account		Account Symbol			Balances beginning of fiscal year	Appropriations and other obligational authority <sup>1</sup>	Transfers borrowings and investments (net) <sup>2</sup>	Outlays (net)	Balances withdrawn and other transactions <sup>3</sup>	Balances end or fiscal year <sup>4</sup>
Title	Period of Availability	Dept Reg	Fm Tr	Account No						
<b>DEPARTMENT OF DEFENSE - MILITARY-CONTINUED</b>										
<b>OPERATION AND MAINTENANCE-CONTINUED</b>										
<b>DEFENSE AGENCIES-CONTINUED</b>										
<b>GENERAL FUND ACCOUNTS-CONTINUED</b>										
FORMER SOVIET UNION THREAT REDUCTION, DEFENSE										
FUND RESOURCES:										
UNDISBURSED FUNDS	NO YEAR	97		0134	---	\$592,674,000.00	---	\$21,470,204.15	---	\$571,203,795.85
FUND EQUITIES:										
UNOBLIGATED BALANCE					---	---	---	---	\$390,193,668.74	-390,193,668.74
ACCOUNTS PAYABLE					---	---	---	---	18,619,101.57	-18,619,101.57
UNDELIVERED ORDERS					---	---	---	---	162,391,025.54	-162,391,025.54
	SUBTOTAL	97		0134	-0-	592,674,000.00		21,470,204.15	571,203,795.85	-0-
FOREIGN CURRENCY FLUCTUATIONS, DEFENSE										
FUND RESOURCES:										
UNDISBURSED FUNDS	NO YEAR	97		0801	\$716,763,000.00	-172,302,000.00	---	---	---	544,461,000.00
FUND EQUITIES:										
UNOBLIGATED BALANCE					-716,763,000.00	---	---	---	-172,302,000.00	-544,461,000.00
	SUBTOTAL	97		0801	-0-	-172,302,000.00		---	-172,302,000.00	-0-
ENVIRONMENTAL RESTORATION, DEFENSE										
FUND RESOURCES:										
UNDISBURSED FUNDS	NO YEAR	97		0810	2,681,827.27	-1,431,000.00		4,462.39	---	1,246,364.88
ACCOUNTS RECEIVABLE					---	---	---	---	-4,462.39	4,462.39
FUND EQUITIES:										
UNOBLIGATED BALANCE					-2,681,827.27	---	---	---	-1,431,000.00	-1,250,827.27
	SUBTOTAL	97		0810	-0-	-1,431,000.00		4,462.39	-1,435,462.39	-0-
HUMANITARIAN ASSISTANCE, DEFENSE										
FUND RESOURCES:										
UNDISBURSED FUNDS	1994-95	97		0819	---	103,000,000.00	---	17,263,369.41	---	85,736,630.59
	1993-94				46,772,783.31	---	---	25,134,293.40	---	21,638,489.91
	1992-93				17,266,496.04	---	---	6,577,628.10	---	10,688,867.94
	1991-92				1,223,579.31	---	---	12,119.41	---	1,211,459.90
	1990-91				5,091,732.81	---	---	6,346.53	---	5,085,386.28
	1989-90				14,972.91	---	---	966.12	---	14,006.79
	1988-89				1,061,971.87	---	---	---	1,061,971.87	---
	NO YEAR				62,966,787.82	---	---	5,126,089.46	---	57,840,698.36
ACCOUNTS RECEIVABLE					23,781.85	---	---	---	-10,900.50	34,682.35
FUND EQUITIES:										
UNOBLIGATED BALANCE					-44,610,390.11	---	---	---	11,816,300.99	-56,426,691.10
ACCOUNTS PAYABLE					-11,048,956.37	---	---	---	-150,594.53	-10,898,361.84
UNDELIVERED ORDERS					-78,762,759.44	---	---	---	36,162,409.74	-114,925,169.18
	SUBTOTAL	97		0819	-0-	103,000,000.00		54,120,812.43	48,879,187.57	-0-
WORLD UNIVERSITY GAMES, DEFENSE										
FUND RESOURCES:										
UNDISBURSED FUNDS	1993-95	97		0827	---	<sup>35</sup> 577,730.00	---	413,526.93	---	164,203.07
	1992-95				---	<sup>36</sup> 83,760.00	---	---	---	83,760.00
	1994				---	---	---	-183.98	---	183.98
	1993				4,309,680.28	---	---	179,842.77	<sup>37</sup> 2,377,730.00	1,752,107.51
	1992-93				1,393,220.41	---	---	131,256.42	<sup>38</sup> 83,760.00	1,178,203.99
	1992				---	---	---	46,700.31	---	<sup>39</sup> 46,700.31
ACCOUNTS RECEIVABLE					53,169.20	---	---	---	53,918.10	-748.90
FUND EQUITIES:										
UNOBLIGATED BALANCE					-2,461,490.17	---	---	---	-2,442,445.63	-19,044.54
ACCOUNTS PAYABLE					-257,403.60	---	---	---	-155,577.70	-101,825.90
UNDELIVERED ORDERS					-3,037,176.12	---	---	---	-27,037.22	-3,010,138.90
	SUBTOTAL	97		0827	-0-	661,490.00		771,142.45	-109,652.45	-0-
DEFENSE REINVESTMENT FOR ECONOMIC GROWTH, DEFENSE										
FUND RESOURCES:										
UNDISBURSED FUNDS	1994-96	97		0828	---	---	---	-15.00	---	15.00
	1993-95				46,000,000.00	---	---	-4,000,000.00	---	50,000,000.00
	1993-94				181,413,000.00	---	---	86,740,836.40	---	94,672,163.60
ACCOUNTS RECEIVABLE					---	---	---	---	-2,124.38	2,124.38
FUND EQUITIES:										
UNOBLIGATED BALANCE					-214,214,115.61	---	---	---	-161,464,206.88	-52,749,908.73
ACCOUNTS PAYABLE					-124,000.00	---	---	---	1,291,314.33	-1,415,314.33
UNDELIVERED ORDERS					-13,074,884.39	---	---	---	77,434,195.53	-90,509,079.92
	SUBTOTAL	97		0828	-0-	---	---	82,740,821.40	-82,740,821.40	-0-

**APPROPRIATION, OUTLAYS, AND BALANCES - Continued**

Appropriation or Fund Account		Account Symbol			Balances beginning of fiscal year	Appropriations and other obligational authority <sup>1</sup>	Transfers borrowings and investments (net) <sup>2</sup>	Outlays (net)	Balances withdrawn and other transactions <sup>3</sup>	Balances end or fiscal year <sup>4</sup>
Title	Period of Availability	Dept. Reg	Account No.	Sub No.						
WORLD CUP USA, DEFENSE										
FUND RESOURCES:										
UNDISBURSED FUNDS	1993-95	97	0829		-----	1,963,982.00	-----	-----	-----	1,963,982.00
	1994				-----	6,000,000.00	-----	4,295,422.97	-----	1,704,577.03
	1993				8,103,477.33	-----	-----	7,194,039.38	*163,982.00	745,455.95
ACCOUNTS RECEIVABLE					-----	-----	-----	-----	-25,424.12	25,424.12
FUND EQUITIES:										
UNOBLIGATED BALANCE					-163,981.73	-----	-----	-----	1,441,382.20	-1,605,363.93
ACCOUNTS PAYABLE					-70,462.97	-----	-----	-----	181,479.19	-251,942.16
UNDELIVERED ORDERS					-7,869,032.63	-----	-----	-----	-5,286,899.62	-2,582,133.01
<b>SUBTOTAL</b>		97	0829		-0-	7,963,982.00		11,489,462.35	-3,525,480.35	-0-
<b>SPECIAL FUND ACCOUNTS</b>										
DEFENSE COOPERATION ACCOUNT, DEFENSE										
FUND RESOURCES:										
UNDISBURSED FUNDS	NO YEAR	97	5187		1,235.87	-3,904,913.54	\$3,905,606.39	-----	-----	1,928.72
UNAMORTIZED PREMIUM AND DISCOUNT					-35,991.66	-----	24,393.61	-----	-----	-11,598.05
INVESTMENTS IN PUBLIC DEBT SECURITIES					8,785,000.00	-----	-3,930,000.00	-----	-----	4,855,000.00
FUND EQUITIES:										
UNOBLIGATED BALANCE					-8,750,244.21	-----	-----	-----	-3,904,913.54	-4,845,330.67
<b>SUBTOTAL</b>		97	5187		-0-	-3,904,913.54		-----	-3,904,913.54	-0-
DISPOSAL OF DEPARTMENT OF DEFENSE										
REAL PROPERTY										
FUND RESOURCES:										
UNDISBURSED FUNDS	NO YEAR	97	5188		-----	5,395,345.00	-----	284,959.77	-----	5,110,385.23
FUND EQUITIES:										
UNOBLIGATED BALANCE					-----	-----	-----	-----	3,253,467.36	-3,253,467.36
ACCOUNTS PAYABLE					-----	-----	-----	-----	8,623.74	-8,623.74
UNDELIVERED ORDERS					-----	-----	-----	-----	1,848,294.13	-1,848,294.13
<b>SUBTOTAL</b>		97	5188		-0-	5,395,345.00		284,959.77	5,110,385.23	-0-
LEASE OF DEPARTMENT OF DEFENSE										
REAL PROPERTY										
FUND RESOURCES:										
UNDISBURSED FUNDS	NO YEAR	97	5189		-----	17,508,000.00	-----	965,861.31	-----	16,542,138.69
ACCOUNTS RECEIVABLE					-----	-----	-----	-----	-59,817.47	59,817.47
FUND EQUITIES:										
UNOBLIGATED BALANCE					-----	-----	-----	-----	14,310,595.33	-14,310,595.33
ACCOUNTS PAYABLE					-----	-----	-----	-----	82,903.88	-82,903.88
UNDELIVERED ORDERS					-----	-----	-----	-----	2,208,456.95	-2,208,456.95
<b>SUBTOTAL</b>		97	5189		-0-	17,508,000.00		965,861.31	16,542,138.69	-0-
DEPARTMENT OF DEFENSE OVERSEAS MILITARY										
FACILITY INVESTMENT RECOVERY AMOUNT										
FUND RESOURCES:										
UNDISBURSED FUNDS	NO YEAR	97	5193		-----	7,112,000.00	-----	-682,444.55	-----	7,794,444.55
FUND EQUITIES:										
UNOBLIGATED BALANCE					-----	-----	-----	-----	4,036,065.00	-4,036,065.00
UNDELIVERED ORDERS					-----	-----	-----	-----	3,758,379.55	-3,758,379.55
<b>SUBTOTAL</b>		97	5193		-0-	7,112,000.00		-682,444.55	7,794,444.55	-0-
<b>TOTAL, OPERATION AND MAINTENANCE, DEFENSE AGENCIES</b>					-----	18,891,104,924.46	-----	19,610,197,367.62	-719,092,443.16	-----
<b>TOTAL, OPERATION AND MAINTENANCE</b>					-----	88,096,416,456.60	100,000,000.00	87,880,026,637.58	316,389,819.02	-----

APPROPRIATION, OUTLAYS, AND BALANCES - Continued

Appropriation or Fund Account		Account Symbol			Balances beginning of fiscal year	Appropriations and other obligational authority <sup>1</sup>	Transfers borrowings and investments (net) <sup>2</sup>	Outlays (net)	Balances withdrawn and other transactions <sup>3</sup>	Balances end or fiscal year <sup>4</sup>
Title	Period of Availability	Dept Rsq	Account Tr Fm	Sub No						
<b>DEPARTMENT OF DEFENSE - MILITARY-CONTINUED</b>										
<b>PROCUREMENT</b>										
<b>DEPARTMENT OF THE ARMY</b>										
<b>GENERAL FUND ACCOUNTS</b>										
AIRCRAFT PROCUREMENT, ARMY FUND RESOURCES										
UNDISBURSED FUNDS	1994-96	21	2031			\$1,313,343,000.00		\$1,223,872,827.49		\$1,069,470,172.51
	1993-95				\$1,364,861,066.62	-42,700,000.00		617,885,079.98		704,275,986.63
	1992-94				921,338,350.99	-127,000.00		\$490,802,989.30		430,408,361.69
	1991-93				261,485,532.63			\$137,099,942.57		124,385,590.06
	1990-92				302,288,790.82			121,114,294.27		181,174,496.55
	1989-91				134,858,395.27			70,676,325.70		64,182,069.57
	1988-90				66,725,346.34			35,728,744.90		30,996,601.44
	1987-89				28,554,404.88			14,059,327.74	\$14,495,077.14	44,137,783.34
ACCOUNTS RECEIVABLE					160,324,759.72				116,186,976.38	16,245,325.38
UNFILLED CUSTOMER ORDERS					7,359,309.22				-8,886,016.16	
FUND EQUITIES:										
UNOBLIGATED BALANCE					-562,243,134.74				-151,940,492.23	-410,302,642.51
ACCOUNTS PAYABLE					-606,969,680.04				-504,336,415.13	-102,633,264.91
UNDELIVERED ORDERS					-2,078,583,141.71				93,757,338.04	-2,172,340,479.75
					-0-				-440,723,531.96	-0-
						1,270,516,000.00		1,711,239,531.96		
<b>MISSILE PROCUREMENT, ARMY FUND RESOURCES</b>										
UNDISBURSED FUNDS	1994-96	21	2032			1,079,651,000.00		\$134,626,709.08		945,024,290.92
	1993-95				875,497,451.53			\$427,124,921.00		448,372,530.53
	1992-94				542,184,053.66	-283,000.00		\$331,966,063.75		209,934,989.91
	1991-93				558,704,754.84			366,945,560.63		191,759,194.21
	1990-92				104,124,306.49			62,904,994.63		41,219,311.86
	1989-91				92,685,136.20			42,227,914.99		50,457,221.21
	1988-90				40,695,711.36			-1,935,010.77		42,630,722.13
	1987-89				42,828,857.59			19,914,049.99	22,914,807.60	
ACCOUNTS RECEIVABLE					40,040,460.43				26,062,740.13	13,977,720.30
UNFILLED CUSTOMER ORDERS					183,173,462.10				-3,895,900.44	187,069,362.54
FUND EQUITIES:										
UNOBLIGATED BALANCE					-376,167,610.43				44,777,608.40	-420,945,218.83
ACCOUNTS PAYABLE					-349,597,693.40				-158,788,500.19	-190,809,193.21
UNDELIVERED ORDERS					-1,754,168,890.37				-235,477,958.80	-1,518,690,931.57
					-0-				-304,407,203.30	-0-
						1,079,368,000.00		1,383,775,203.30		
<b>PROCUREMENT OF WEAPONS AND TRACKED COMBAT VEHICLES, ARMY FUND RESOURCES</b>										
UNDISBURSED FUNDS	1994-96	21	2033			887,217,000.00		19,442,234.87		867,774,765.13
	1993-95				720,648,135.74			243,644,097.10		477,004,038.64
	1992-94				597,952,259.32	-600,000.00		\$286,640,550.40		310,711,708.92
	1991-93				589,254,952.26			\$364,786,109.50		224,468,842.76
	1990-92				201,579,281.63			36,751,502.66		164,827,778.97
	1989-91				71,124,081.59			31,057,839.54		40,066,242.05
	1988-90				71,536,635.63			-7,478,956.01		79,015,591.64
	1987-89				40,590,820.97			11,550,486.94	29,040,334.03	
ACCOUNTS RECEIVABLE					248,588,744.49				112,847,678.29	135,741,066.20
UNFILLED CUSTOMER ORDERS					112,165,471.37				32,773,465.21	79,392,006.16
FUND EQUITIES:										
UNOBLIGATED BALANCE					-940,624,934.26				-316,028,129.23	-624,596,805.03
ACCOUNTS PAYABLE					-399,528,336.13				-258,648,895.75	-140,879,440.38
UNDELIVERED ORDERS					-1,313,287,112.61				300,238,682.45	-1,613,525,795.06
					-0-				-99,776,865.00	-0-
						886,617,000.00		986,393,865.00		
<b>PROCUREMENT OF AMMUNITION, ARMY FUND RESOURCES</b>										
UNDISBURSED FUNDS	1994-96	21	2034			726,590,000.00		214,635,405.45		511,954,594.55
	1993-95				668,656,125.39			\$107,522,205.46		508,203,919.93
	1992-94				238,889,987.35	-52,930,000.00		\$113,456,308.71		320,030,296.06
	1991-93				465,589,925.11	-32,316,000.00		\$137,824,055.07		87,348,870.04
	1990-92				575,162,940.55			227,813,004.17		347,349,936.38
	1989-91				165,096,805.68			71,905,564.96		93,191,240.72
	1988-90				103,154,799.06			69,000,362.62		34,154,436.44
	1987-89				56,798,422.85			41,218,520.01	15,579,902.84	
ACCOUNTS RECEIVABLE					1,246,553,088.85				116,772,462.06	1,129,780,626.79
UNFILLED CUSTOMER ORDERS					1,422,105.22				-1,903,229.02	3,325,334.24
FUND EQUITIES:										
UNOBLIGATED BALANCE					-400,558,848.54				22,832,130.10	-423,390,978.64
ACCOUNTS PAYABLE					-85,385,793.90				-79,772,949.17	-5,612,844.73
UNDELIVERED ORDERS					-3,035,379,557.62				-429,044,125.84	-2,606,335,431.78
					-0-				-355,535,809.03	-0-
						641,344,000.00		996,879,809.03		

**APPROPRIATION, OUTLAYS, AND BALANCES - Continued**

Appropriation or Fund Account		Account Symbol			Balances beginning of fiscal year	Appropriations and other obligational authority <sup>1</sup>	Transfers borrowings and investments (net) <sup>2</sup>	Outlays (net)	Balances withdrawn and other transactions <sup>3</sup>	Balances end or fiscal year <sup>4</sup>
Title	Period of Availability	Dept. Reg	Tr. Fm	Account No						
<b>OTHER PROCUREMENT, ARMY</b>										
<b>FUND RESOURCES:</b>										
UNDISBURSED FUNDS	1994-96	21		2035		2,886,571,000.00		529,343,602.25		2,357,227,397.75
	1993-95					400,000.00		<sup>5</sup> 1,257,737,871.54		1,158,208,998.75
	1992-94					-4,000,000.00		<sup>6</sup> 657,966,211.84		563,058,535.48
	1991-93					460,988,543.93		187,344,905.27		273,643,638.66
	1990-92					386,737,581.01		187,694,289.66		199,043,291.35
	1989-91					189,444,252.10		67,134,491.89		122,309,760.21
	1988-90					191,621,851.62		102,728,528.68		88,893,322.94
	1989					11,672,208.25		6,035,282.70	5,636,925.55	
	1987-89					113,195,908.84		68,719,330.44	44,476,578.40	
ACCOUNTS RECEIVABLE						221,489,073.41			87,211,497.43	134,277,575.98
UNFILLED CUSTOMER ORDERS						264,967,683.78			64,348,784.33	200,618,899.45
<b>FUND EQUITIES:</b>										
UNOBLIGATED BALANCE						-829,566,670.98			22,971,416.54	-852,538,087.52
ACCOUNTS PAYABLE						-1,085,280,877.94			-814,862,366.09	-270,418,511.85
UNDELIVERED ORDERS						-3,565,841,171.63			408,483,649.57	-3,974,324,821.20
SUBTOTAL		21		2035		-0-	2,882,971,000.00	3,064,704,514.27	-181,733,514.27	-0-
TOTAL, PROCUREMENT, ARMY							6,760,816,000.00	8,142,992,923.56	-1,382,176,923.56	
<b>DEPARTMENT OF THE NAVY</b>										
<b>GENERAL FUND ACCOUNTS</b>										
<b>COASTAL DEFENSE AUGMENTATION, NAVY</b>										
<b>FUND RESOURCES:</b>										
UNDISBURSED FUNDS	1985-89	17		0380		12,502,505.13		4,266,284.30	8,236,220.83	
	NO YEAR					76,944,667.18		12,062,789.74		64,881,877.44
<b>FUND EQUITIES:</b>										
UNOBLIGATED BALANCE						-3,249,450.64			-2,275,555.01	-973,895.63
ACCOUNTS PAYABLE						-8,501.25			4,143.47	-12,644.72
UNDELIVERED ORDERS						-86,189,220.42			-22,293,883.33	-63,895,337.09
SUBTOTAL		17		0380		-0-		16,329,074.04	-16,329,074.04	-0-
<b>AIRCRAFT PROCUREMENT, NAVY</b>										
<b>FUND RESOURCES:</b>										
UNDISBURSED FUNDS	1994-96	17		1506		5,505,809,000.00		965,013,415.84		4,540,795,584.16
	1993-95					-45,700,000.00		1,712,048,354.35		3,459,926,304.83
	1992-94					-69,900,000.00		<sup>5</sup> 2,636,449,254.32		1,255,419,614.90
	1991-93					1,491,794,175.47		980,388,123.52		511,406,051.95
	1991-92					648,368,607.59		35,302,698.75		613,065,908.84
	1990-92					630,514,534.43		263,817,408.85		366,697,125.58
	1989-91					472,360,663.10		186,095,805.05		286,264,858.05
	1988-90					3,002,159.76		-8,341,406.42		11,343,566.18
	1987-89					205,030,005.28		55,608,270.37	149,421,734.91	
ACCOUNTS RECEIVABLE						22,294,585.22			7,871,978.12	14,422,607.10
<b>FUND EQUITIES:</b>										
UNOBLIGATED BALANCE						-2,497,125,679.26			199,349,460.70	-2,696,475,139.96
ACCOUNTS PAYABLE						-873,867,485.98			-287,893,639.60	-585,973,846.38
UNDELIVERED ORDERS						-9,281,815,094.01			-1,504,922,458.76	-7,776,892,635.25
SUBTOTAL		17		1506		-0-	5,390,209,000.00	6,826,381,924.63	-1,436,172,924.63	-0-
<b>WEAPONS PROCUREMENT, NAVY</b>										
<b>FUND RESOURCES:</b>										
UNDISBURSED FUNDS	1994-96	17		1507		2,961,620,000.00		390,525,285.57		2,571,094,714.43
	1993-95					3,231,400,295.00		1,111,587,950.26		1,950,112,344.74
	1994							-135,296,343.93		135,296,343.93
	1992-94					2,250,977,543.03		<sup>5</sup> 1,387,580,123.74		812,397,419.29
	1991-93					1,629,032,943.13		<sup>6</sup> 968,705,220.95		660,327,722.18
	1990-92					317,506,415.86		167,567,090.33		149,939,325.53
	1989-91					199,561,047.41		103,986,810.54		95,574,236.87
	1988-90					64,088,908.33		-1,246,365.96		65,335,274.29
	1987-89					109,541,318.15		53,434,605.79	56,106,712.36	
ACCOUNTS RECEIVABLE						86,249,218.49			-29,296,780.38	115,545,998.87
UNFILLED CUSTOMER ORDERS						3,503,012.43			-5,269,819.30	8,772,831.73
<b>FUND EQUITIES:</b>										
UNOBLIGATED BALANCE						-1,491,728,845.96			-303,866,674.89	-1,187,862,171.07
ACCOUNTS PAYABLE						-339,740,420.66			-110,402,382.48	-229,338,038.18
UNDELIVERED ORDERS						-6,060,391,435.21			-913,195,432.60	-5,147,196,002.61
SUBTOTAL		17		1507		-0-	2,740,920,000.00	4,046,844,377.29	-1,305,924,377.29	-0-

FOOTNOTES AT END OF CHAPTER

APPROPRIATION, OUTLAYS, AND BALANCES - Continued

Appropriation or Fund Account		Account Symbol			Balances beginning of fiscal year	Appropriations and other obligational authority <sup>1</sup>	Transfers borrowings and investments (net) <sup>2</sup>	Outlays (net)	Balances withdrawn and other transactions <sup>3</sup>	Balances end of fiscal year <sup>4</sup>
Title	Period of Availability	Dept. Reg	Fy Fm	Account No						
<b>DEPARTMENT OF DEFENSE - MILITARY-CONTINUED</b>										
<b>PROCUREMENT-CONTINUED</b>										
<b>DEPARTMENT OF THE NAVY-CONTINUED</b>										
<b>GENERAL FUND ACCOUNTS-CONTINUED</b>										
SHIPBUILDING AND CONVERSION, NAVY										
FUND RESOURCES										
UNDISBURSED FUNDS										
	1994-98	17		1611	-----	\$4,175,775,000.00	-----	\$253,891,984.38	-----	\$3,921,883,015.62
	1994-97				-----	69,829,000.00	-----	46,637,105.19	-----	23,191,894.81
	1993-97				\$5,535,686,577.82	-69,829,000.00	-----	931,260,731.19	-----	4,534,596,846.63
	1994-96				-----	87,860,000.00	-----	31,370,193.00	-----	56,489,807.00
	1993-96				399,882,945.00	-43,500,000.00	-----	54,458,935.64	-----	301,924,009.36
	1992-96				5,359,034,430.93	-44,360,000.00	-----	1,483,818,784.51	-----	3,830,855,646.42
	1987-96				-----	-----	\$268,059,217.38	-----	-----	268,059,217.38
	1986-96				-----	-----	374,728,247.74	-----	-----	374,728,247.74
	1994-95				-----	374,674,000.00	-----	2,552,052.30	-----	372,121,947.70
	1992-95				260,975,796.75	-27,000,000.00	-----	45,938,241.24	-----	188,037,555.51
	1991-95				5,352,279,334.89	-----	-----	1,747,617,882.12	-----	3,604,661,452.77
	1985-95				-----	-----	240,775,206.11	-----	-----	240,775,206.11
	1994				-----	219,895,000.00	-----	36,772,121.29	-----	183,122,878.71
	1993-94				395,916,043.47	-13,000,000.00	-----	97,890,161.96	-----	285,025,881.51
	1990-94				3,179,528,496.42	-----	-1,974,604,562.61	1,204,923,933.81	-----	-----
	1988-94				467,919,388.87	-----	-----	28,742,426.84	-----	439,176,962.03
	1993				131,800,000.00	-----	-----	7,273,514.06	-----	124,526,485.94
	1992-93				149,797,213.11	-----	-----	78,154,838.94	-----	71,642,374.17
	1990-93				21,733,930.82	-----	-----	3,142,323.00	-----	18,591,607.82
	1989-93				2,464,975,329.55	-----	-1,409,494,419.51	571,065,480,910.04	-----	-----
	1992				486,666,806.18	-----	-----	223,889,202.59	-----	262,777,603.59
	1991-92				91,373,842.55	-----	-----	4,229,815.93	-----	87,144,026.62
	1990-92				1,415,529.68	-----	-----	1,263,028.32	-----	152,501.36
	1988-92				4,024,440,265.57	-----	-2,665,797,618.59	1,358,642,646.98	-----	-----
	1991				15,480,175.00	-----	-----	-----	-----	15,480,175.00
	1990-91				51,754,492.23	-----	-----	3,253,077.59	-----	48,501,414.64
	1987-91				479,131,962.48	-----	-268,059,217.38	211,072,745.10	-----	-----
	1990				18,539,135.93	-----	-----	8,780,374.25	-----	9,758,761.68
	1988-90				40,203,011.82	-----	-----	28,411,590.62	-----	11,791,421.20
	1986-90				482,481,126.49	-----	-374,728,247.74	107,752,878.75	-----	-----
	1989				245,685.94	-----	-----	-100.00	\$245,785.94	-----
	1987-89				71,867,367.05	-----	-----	49,295,372.38	22,571,994.67	-----
	1985-89				266,903,256.03	-----	-240,775,206.11	26,128,049.92	-----	-----
	NO YEAR				-133,490.73	-----	-----	-547,697.47	-----	414,206.74
	1990-02				-----	-----	1,974,604,562.61	-----	-----	1,974,604,562.61
	1988-01				-----	-----	2,665,797,618.59	-----	-----	1,974,604,562.61
	1989-00				-----	-----	1,409,494,419.51	-----	-----	1,409,494,419.51
	ACCOUNTS RECEIVABLE UNFILLED CUSTOMER ORDERS				1,079,380.43	-----	-----	-----	-73,452,434.71	74,531,815.14
	FUND EQUITIES:				1,724,444,041.50	-----	-----	-----	-251,449,378.39	1,975,893,419.89
	UNOBLIGATED BALANCE				-8,950,580,643.24	-----	-----	-----	-954,123,153.65	-7,996,457,489.59
	ACCOUNTS PAYABLE				-431,325,426.46	-----	-----	-----	-173,537,857.44	-257,787,569.02
	UNDELIVERED ORDERS				-22,093,516,006.08	-----	-----	-----	-2,972,008,080.89	-19,121,507,925.19
	SUBTOTAL	17		1611	0-	4,730,344,000.00	-----	9,132,097,124.47	-4,401,753,124.47	0-
OTHER PROCUREMENT, NAVY										
FUND RESOURCES:										
UNDISBURSED FUNDS										
	1994-96	17		1810	-----	2,965,122,000.00	-----	722,724,048.64	-----	2,242,397,951.36
	1993-95				4,329,835,605.40	-193,774,000.00	-----	1,882,008,028.01	-----	2,254,063,577.39
	1992-94				2,887,289,869.54	-----	-----	591,665,904,209.91	-----	1,203,489,659.63
	1991-93				1,326,190,230.83	-17,896,000.00	-----	575,398,490.93	-----	567,791,739.90
	1990-92				749,372,557.79	-----	-----	409,494,680.10	-----	339,877,877.69
	1989-91				220,230,478.29	-----	-----	136,196,618.07	-----	84,033,860.22
	1989-90				5,432,344.52	-----	-----	157,543.34	-----	5,274,801.18
	1988-90				203,500,966.13	-----	-----	81,503,736.90	-----	121,997,229.23
	1989				1,678,469.38	-----	-----	-3,506.53	1,681,975.91	-----
	1987-89				209,464,305.05	-----	-----	29,457,551.94	180,006,753.11	-----
	PRIOR YEARS				-3,117,452.58	-----	-----	-6,862,126.19	3,744,673.61	-----
	ACCOUNTS RECEIVABLE UNFILLED CUSTOMER ORDERS				40,353,178.47	-----	-----	-----	70,772,133.59	-30,418,955.12
	FUND EQUITIES:				74,170,701.60	-----	-----	-----	29,510,608.66	44,660,092.94
	UNOBLIGATED BALANCE				-3,101,585,903.99	-----	-----	-----	-1,889,203,426.37	-1,212,382,477.62
	ACCOUNTS PAYABLE				-340,733,479.81	-----	-----	-----	-154,036,664.60	-186,696,815.21
	UNDELIVERED ORDERS				-6,602,081,870.62	-----	-----	-----	-1,168,003,329.03	-5,434,078,541.59
	SUBTOTAL	17		1810	0-	2,753,452,000.00	-----	5,678,979,275.12	-2,925,527,275.12	0-

**APPROPRIATION, OUTLAYS, AND BALANCES - Continued**

Appropriation or Fund Account		Account Symbol			Balances beginning of fiscal year	Appropriations and other obligatory authority <sup>1</sup>	Transfers borrowings and investments (net) <sup>2</sup>	Outlays (net)	Balances withdrawn and other transactions <sup>3</sup>	Balances end or fiscal year <sup>4</sup>
Title	Period of Availability	Dept Reg	Tr Fr	Account No.						
<b>PROCUREMENT, MARINE CORPS</b>										
<b>FUND RESOURCES:</b>										
UNDISBURSED FUNDS	1994-96	17		1109		442,916,000.00		112,437,135.62		330,478,864.38
	1993-95					642,652,942.80		235,184,065.81		400,960,876.99
	1992-94					344,415,551.55		192,873,725.67		143,267,825.88
	1991-93					458,495,156.05		229,748,015.39		228,747,140.66
	1990-92					89,600,414.42		26,531,669.03		63,068,745.39
	1989-91					114,411,903.72		55,175,918.37		59,235,985.35
	1988-90					-11,779,940.66		-63,358,539.19		51,578,598.53
	1987-89					134,775,476.26		45,089,308.21	89,686,168.05	
						22,749,591.61			6,433,254.19	16,316,337.42
<b>FUND EQUITIES:</b>										
UNOBLIGATED BALANCE						-371,486,969.53			-130,786,628.28	-240,700,341.25
ACCOUNTS PAYABLE									39,765,501.53	-39,765,501.53
UNDELIVERED ORDERS						-1,423,834,126.22			-410,645,594.40	-1,013,188,531.82
						-0-			-405,547,298.91	-0-
	SUBTOTAL	17		1109		428,134,000.00		833,681,298.91		
TOTAL, PROCUREMENT, NAVY						16,043,059,000.00		26,534,313,074.46	-10,491,254,074.46	
<b>DEPARTMENT OF THE AIR FORCE</b>										
<b>GENERAL FUND ACCOUNTS</b>										
<b>AIRCRAFT PROCUREMENT, AIR FORCE</b>										
<b>FUND RESOURCES:</b>										
UNDISBURSED FUNDS	1994-96	57		3010		6,447,701,000.00		601,750,338.58		5,845,950,661.42
	1993-95					9,455,398,118.55		2,378,111,521.27		7,064,486,597.28
	1992-94					7,516,894,589.40		2,750,754,903.66		4,760,063,685.74
	1991-93					4,093,775,203.44		1,961,521,262.78		2,132,253,940.66
	1990-92					2,812,268,916.32		2,046,558,257.50		765,710,658.82
	1989-91					931,956,142.40		243,288,526.17		688,667,616.23
	1988-90					574,862,518.86		251,665,851.06		323,196,667.80
	1987-89					398,489,189.14		69,454,160.14	329,035,029.00	
						90,167,605.18			72,617,798.52	17,549,806.66
						55,667,261.03			-532,008.60	56,199,269.63
<b>FUND EQUITIES:</b>										
UNOBLIGATED BALANCE						-9,602,917,984.52			-4,496,904,740.95	-5,106,013,243.57
ACCOUNTS PAYABLE						-1,153,439,733.86			-271,384,231.10	-882,055,502.76
UNDELIVERED ORDERS						-15,173,121,825.94			492,888,331.97	-15,666,010,157.91
						-0-			-3,874,279,821.16	-0-
	SUBTOTAL	57		3010		6,428,825,000.00		10,303,104,821.16		
<b>MISSILE PROCUREMENT, AIR FORCE</b>										
<b>FUND RESOURCES:</b>										
UNDISBURSED FUNDS	1994-96	57		3020		3,718,087,000.00		698,830,853.09		3,019,256,146.91
	1993-95					3,133,562,046.80		1,250,883,950.35		1,823,328,096.45
	1992-94					1,859,991,375.50		985,743,301.42		850,703,074.08
	1991-93					1,578,666,132.87		549,009,070.42		1,029,657,062.45
	1990-92					601,821,880.56		304,732,000.35		297,089,880.21
	1989-91					647,170,671.49		354,118,235.14		293,052,436.35
	1988-90					178,338,905.97		90,570,460.04		87,768,445.93
	1987-89					88,524,524.12		77,707,732.59	10,816,791.53	
	1985-89					328,352.96			328,352.96	
						37,992,315.97			-9,167,022.70	47,159,338.67
						192,132,557.72			30,032,836.13	162,099,721.59
<b>FUND EQUITIES:</b>										
UNOBLIGATED BALANCE						-1,225,493,115.99			251,026,729.54	-1,476,519,845.53
ACCOUNTS PAYABLE						-923,616,515.63			-241,278,529.88	-682,337,985.75
UNDELIVERED ORDERS						-6,169,419,132.34			-718,162,760.98	-5,451,256,371.36
						-0-			-676,403,603.40	-0-
	SUBTOTAL	57		3020		3,635,192,000.00		4,311,595,603.40		
<b>OTHER PROCUREMENT, AIR FORCE</b>										
<b>FUND RESOURCES:</b>										
UNDISBURSED FUNDS	1994-96	57		3080		7,600,395,000.00		3,615,507,624.50		3,984,887,375.50
	1993-95					4,011,853,580.52		2,349,146,305.20		1,644,379,275.32
	1992-94					2,495,512,260.83		1,322,969,609.07		1,155,266,651.76
	1991-93					1,111,390,767.40		749,023,743.26		621,367,024.14
	1990-92					593,609,208.40		317,065,468.88		276,543,739.52
	1989-91					235,709,284.77		106,946,302.18		128,762,982.59
	1988-90					157,856,611.51		14,272,487.34		143,584,124.17
	1987-89					217,915,927.64		18,339,086.24	199,576,841.40	
						373,459,706.96			43,391,525.45	330,068,181.51
						226,522,697.86			32,788,773.80	195,733,924.06

FOOTNOTES AT END OF CHAPTER



**APPROPRIATION, OUTLAYS, AND BALANCES - Continued**

Appropriation or Fund Account		Account Symbol			Balances beginning of fiscal year	Appropriations and other obligatory authority <sup>1</sup>	Transfers borrowings and investments (net) <sup>2</sup>	Outlays (net)	Balances withdrawn and other transactions <sup>3</sup>	Balances end or fiscal year <sup>4</sup>
Title	Period of Availability	Dept. Req	Tr. Fm	Account No						
<b>DEPARTMENT OF DEFENSE - MILITARY-CONTINUED</b>										
<b>PROCUREMENT-CONTINUED</b>										
<b>DEPARTMENT OF THE AIR FORCE-CONTINUED</b>										
<b>GENERAL FUND ACCOUNTS-CONTINUED</b>										
OTHER PROCUREMENT, AIR FORCE-CONTINUED										
FUND EQUITIES										
					-\$3,039,423,949.45	-----	-----	-----	-\$1,174,733,282.70	-\$1,864,890,666.75
UNOBLIGATED BALANCE					-418,854,800.92	-----	-----	-----	969,893,327.32	-1,388,748,128.24
ACCOUNTS PAYABLE					-5,967,551,295.52	-----	-----	-----	-740,396,811.94	-5,227,154,483.58
UNDELIVERED ORDERS					-0-	-----	-----	-----	-669,479,626.67	-0-
SUBTOTAL					57	3080	\$7,564,791,000.00	\$8,234,270,626.67	-669,479,626.67	-0-
TOTAL, PROCUREMENT, AIR FORCE					-----	-----	17,628,808,000.00	22,848,971,051.23	-5,220,163,051.23	-----
<b>DEFENSE AGENCIES</b>										
<b>GENERAL FUND ACCOUNTS</b>										
PROCUREMENT, DEFENSE-WIDE										
FUND RESOURCES:										
UNDISBURSED FUNDS										
1994-96					97	0300	1,825,525,000.00	350,322,523.48	-----	1,475,202,476.52
1993-95					97	0300	-39,100,000.00	601,518,018.42	-----	1,108,832,783.78
1992-94					97	0300	-16,533,000.00	529,074,847.92	-----	742,190,213.57
1991-93					97	0300	633,811,352.90	334,967,423.55	-----	298,843,929.35
1990-92					97	0300	41,973,366.79	32,319,158.98	-----	9,654,207.81
1989-91					97	0300	-26,000,375.58	-9,297,029.38	-----	16,783,346.20
1988-90					97	0300	-57,161,301.83	-3,666,431.37	-----	53,494,870.46
1987-89					97	0300	17,750,750.57	-20,561,209.53	38,311,960.10	-----
ACCOUNTS RECEIVABLE					97	0300	342,698,473.18	79,579,127.48	-----	263,119,345.70
UNFILLED CUSTOMER ORDERS					97	0300	48,607,149.69	20,527,003.37	-----	28,080,146.32
FUND EQUITIES										
UNOBLIGATED BALANCE					97	0300	-1,362,443,970.96	-----	-279,714,833.85	-1,082,729,137.11
ACCOUNTS PAYABLE					97	0300	-109,158,541.18	-----	25,331,659.06	-134,490,200.24
UNDELIVERED ORDERS					97	0300	-2,567,245,767.27	-----	71,179,781.77	-2,638,425,549.04
SUBTOTAL					97	0300	1,769,892,000.00	1,814,677,302.07	-44,785,302.07	-0-
NATIONAL GUARD AND RESERVE EQUIPMENT, DEFENSE										
FUND RESOURCES:										
UNDISBURSED FUNDS										
1994-96					97	0350	1,183,332,000.00	133,410,607.37	-----	1,049,921,392.63
1993-95					97	0350	-32,900,000.00	587,897,844.17	-----	649,503,466.31
1992-94					97	0350	-3,400,000.00	582,067,708.35	-----	645,347,239.72
1991-93					97	0350	832,766,745.72	660,928,572.39	-----	171,838,173.33
1990-92					97	0350	55,171,079.84	12,308,065.13	-----	42,863,014.71
1989-91					97	0350	37,791,326.66	48,519,842.83	-----	10,728,516.17
1988-90					97	0350	35,017,342.80	3,638,797.08	-----	31,378,545.72
1987-89					97	0350	19,653,347.53	20,428,027.12	-----	774,679.59
ACCOUNTS RECEIVABLE					97	0350	36,577,130.09	-----	3,841,697.79	32,735,432.30
FUND EQUITIES:										
UNOBLIGATED BALANCE					97	0350	-1,171,550,704.35	-----	-181,805,177.46	-989,745,526.89
ACCOUNTS PAYABLE					97	0350	-14,145,533.06	-----	407,094,992.14	-421,240,525.20
UNDELIVERED ORDERS					97	0350	-2,332,416,983.78	-----	-1,131,318,976.91	-1,201,098,016.87
SUBTOTAL					97	0350	1,147,032,000.00	2,049,219,464.44	-902,187,464.44	-0-
DEFENSE PRODUCTION ACT PURCHASES, DEFENSE										
FUND RESOURCES:										
UNDISBURSED FUNDS										
1989-93					97	0360	6,000,000.00	-----	-----	6,000,000.00
1989-91					97	0360	9,331,284.73	-587,618.71	-----	9,918,903.44
1988-90					97	0360	5,138,539.23	-3,139,861.62	-----	8,278,400.85
1987-89					97	0360	5,863,451.15	-----	203,993.60	-----
NO YEAR					97	0360	96,322,510.22	14,781,735.82	-----	281,540,774.40
FUND EQUITIES:										
UNOBLIGATED BALANCE					97	0360	-101,973,209.45	-----	153,631,968.28	-255,605,177.73
ACCOUNTS PAYABLE					97	0360	-5,174,094.42	-----	-1,810,962.34	-3,363,132.08
UNDELIVERED ORDERS					97	0360	-15,508,481.46	-----	31,261,287.42	-46,789,788.88
SUBTOTAL					97	0360	200,000,000.00	16,713,713.04	183,286,286.96	-0-

**APPROPRIATION, OUTLAYS, AND BALANCES - Continued**

Appropriation or Fund Account		Account Symbol			Balances beginning of fiscal year	Appropriations and other obligational authority <sup>1</sup>	Transfers borrowings and investments (net) <sup>2</sup>	Outlays (net)	Balances withdrawn and other transactions <sup>3</sup>	Balances end or fiscal year <sup>4</sup>
Title	Period of Availability	Dept Reg	Tr Fr	Account No.						
<b>CHEMICAL AGENTS AND MUNITIONS DESTRUCTION, DEFENSE</b>										
<b>FUND RESOURCES:</b>										
UNDISBURSED FUNDS	1994-96	97		0390		50,986,000.00		25,846,201.32		25,139,798.68
	1994-95					30,700,000.00		2,640,716.42		28,059,283.58
	1993-95					223,558,150.80		22,263,094.81		201,295,055.99
	1994							157,212,691.79		134,048,308.21
	1993-94					7,747,787.75		544,769.11		7,203,018.64
	1992-94					77,026,641.92		27,029,070.36		49,997,571.56
	1993					124,164,753.71		88,449,718.73		35,715,034.98
	1992-93					5,830,527.60		4,090,744.27		1,739,783.33
	1991-93					10,376,469.96		3,361,849.94		7,014,620.02
	1992					22,985,835.65		14,692,912.42		8,292,923.23
	1991-92					14,107,236.98		23,267.21		14,083,969.77
	1990-92					17,379,070.95		5,765,001.41		11,614,069.54
	1991					4,280,501.45		2,460,558.92		1,819,942.53
	1990-91					-3,845,838.71		-3,857,380.76		11,542.05
	1989-91					797,012.72		44,031.03		752,981.69
	1990					4,014,491.54		620,318.80		3,394,172.74
	1989-90					186,824.83				186,824.83
	1988-90					2,132,915.34		64,891.76	2,143,380.33	
	1989					2,215,716.20		72,335.87	138,316.26	
	1988-89					209,091.06		70,774.80	138,316.26	
	1987-89					369,837.00			369,837.00	
	NO YEAR					1,264,539.10		114,270.30		1,150,268.80
ACCOUNTS RECEIVABLE UNFILLED CUSTOMER ORDERS						207,293.54			164,306.63	42,986.91
FUND EQUITIES:						4,738.00				4,738.00
UNOBLIGATED BALANCE						-244,554,302.13			-74,266,137.01	-170,288,165.12
ACCOUNTS PAYABLE						-1,217,183.83			2,159,961.76	-3,377,145.59
UNDELIVERED ORDERS						-269,242,111.43			90,727,496.52	-359,969,607.95
<b>SUBTOTAL</b>		97		0390		<b>-0-</b>		<b>351,509,838.51</b>	<b>21,437,161.49</b>	<b>-0-</b>
<b>TOTAL, PROCUREMENT, DEFENSE AGENCIES</b>								<b>4,232,120,318.06</b>	<b>-742,249,318.06</b>	
<b>TOTAL, PROCUREMENT</b>								<b>43,922,554,000.00</b>	<b>-17,835,843,367.31</b>	
<b>RESEARCH, DEVELOPMENT, TEST, AND EVALUATION</b>										
<b>DEPARTMENT OF THE ARMY</b>										
<b>GENERAL FUND ACCOUNTS</b>										
<b>RESEARCH, DEVELOPMENT, TEST, AND EVALUATION, ARMY</b>										
<b>FUND RESOURCES:</b>										
UNDISBURSED FUNDS	1994-95	21		2040		5,402,170,000.00		73,339,998,294.56		2,062,171,705.44
	1993-94					2,492,424,024.92	50,000.00	71,877,004,116.52		615,469,908.40
	1992-93					536,822,849.79		73,579,063,367.33		178,916,482.46
	1991-92					179,156,803.75		127,324,231.05		51,832,572.70
	1990-91					109,185,731.54		-13,853,419.33		123,039,150.87
	1989-90					96,384,292.81		22,534,029.38		73,850,263.43
	1988-89					70,490,018.31		35,228,315.53	35,261,702.78	
ACCOUNTS RECEIVABLE UNFILLED CUSTOMER ORDERS						218,733,138.40			32,906,992.70	185,826,145.70
FUND EQUITIES:						365,408,310.77			32,277,861.82	333,130,448.95
UNOBLIGATED BALANCE						-531,892,993.66			-118,915,670.30	-412,977,323.36
ACCOUNTS PAYABLE						-527,436,322.89			-119,322,560.18	-408,113,762.71
UNDELIVERED ORDERS						-3,009,275,853.74			-206,130,261.86	-2,803,145,591.88
<b>SUBTOTAL</b>		21		2040		<b>-0-</b>		<b>5,746,141,935.04</b>	<b>-343,921,935.04</b>	<b>-0-</b>
<b>TOTAL, RESEARCH, DEVELOPMENT, TEST, AND EVALUATION, ARMY</b>								<b>5,746,141,935.04</b>	<b>-343,921,935.04</b>	

FOOTNOTES AT END OF CHAPTER

APPROPRIATION, OUTLAYS, AND BALANCES - Continued

Appropriation or Fund Account		Account Symbol			Balances beginning of fiscal year	Appropriations and other obligational authority <sup>1</sup>	Transfers borrowings and investments (net) <sup>2</sup>	Outlays (net)	Balances withdrawn and other transactions <sup>3</sup>	Balances end or fiscal year <sup>4</sup>
Title	Period of Availability	Dept Reg	Account No	Sub No						
<b>DEPARTMENT OF DEFENSE - MILITARY-CONTINUED</b>										
<b>RESEARCH, DEVELOPMENT, TEST, AND EVALUATION-CONTINUED</b>										
<b>DEPARTMENT OF THE NAVY</b>										
<b>GENERAL FUND ACCOUNTS</b>										
RESEARCH, DEVELOPMENT, TEST, AND EVALUATION, NAVY FUND RESOURCES UNDISBURSED FUNDS	1994-95	17	1319		-----	\$8,252,293,000.00	-----	\$4,296,381,230.71	-----	\$3,953,911,769.29
	1993-94				\$3,826,912,915.94	-44,883,000.00	-----	2,384,711,696.91	-----	1,397,318,219.03
	1992-93				1,490,126,696.15	-----	-----	761,058,246,666.71	-----	431,890,029.44
	1991-92				504,160,441.99	-----	-----	7163,403,614.03	-----	340,756,827.96
	1990-91				1,009,410,625.88	-----	-----	67,404,534.89	-----	942,006,090.99
	1989-90				332,115,703.62	-----	-----	-13,866,703.89	-----	345,982,407.51
	1988-89				156,879,230.05	-----	-----	31,950,996.88	\$124,928,233.17	-----
	NO YEAR				884,715.86	-----	-----	-----	-----	884,715.86
ACCOUNTS RECEIVABLE					83,901,313.37	-----	-----	-----	23,307,415.84	60,593,897.53
UNFILLED CUSTOMER ORDERS					149,094,872.57	-----	-----	-----	35,120,496.77	113,974,375.80
FUND EQUITIES:						-----	-----	-----	-----	-----
UNOBLIGATED BALANCE					-2,430,265,033.75	-----	-----	-----	-599,137,469.93	-1,831,127,563.82
ACCOUNTS PAYABLE					-290,785,287.70	-----	-----	-----	-49,196,621.69	-241,588,666.01
UNDELIVERED ORDERS					-4,832,436,193.98	-----	-----	-----	682,155,909.60	-5,514,592,103.58
SUBTOTAL		17	1319		-0-	8,207,410,000.00	-----	7,990,232,036.24	217,177,963.76	-0-
TOTAL, RESEARCH, DEVELOPMENT, TEST, AND EVALUATION, NAVY					-----	8,207,410,000.00	-----	7,990,232,036.24	217,177,963.76	-----
<b>DEPARTMENT OF THE AIR FORCE</b>										
<b>GENERAL FUND ACCOUNTS</b>										
RESEARCH, DEVELOPMENT, TEST, AND EVALUATION, AIR FORCE FUND RESOURCES UNDISBURSED FUNDS	1994-95	57	3600		-----	12,177,830,000.00	-----	765,330,938,760.25	-----	6,846,891,239.75
	1993-94				6,883,107,416.26	-151,078,000.00	-----	765,254,648,555.06	-----	1,477,380,861.20
	1992-93				1,820,688,106.89	-----	-----	801,322,675,576.33	-----	498,012,530.56
	1991-92				719,904,283.62	-----	-----	81432,895,103.04	-----	287,009,180.58
	1990-91				350,668,784.41	-----	-----	82109,922,108.46	-----	240,746,675.95
	1989-90				133,146,961.63	-----	-----	26,910,102.35	-----	106,236,859.28
	1988-89				162,531,517.08	-----	-----	35,111,992.72	127,419,524.36	-----
ACCOUNTS RECEIVABLE					576,023,013.32	-----	-----	-----	263,516,129.35	312,506,883.97
UNFILLED CUSTOMER ORDERS					1,413,643,849.41	-----	-----	-----	17,243,020.23	1,396,400,829.18
FUND EQUITIES:						-----	-----	-----	-----	-----
UNOBLIGATED BALANCE					-1,835,041,641.15	-----	-----	-----	-177,402,152.72	-1,657,639,488.43
ACCOUNTS PAYABLE					-1,032,212,324.53	-----	-----	-----	-275,973,175.39	-756,239,149.14
UNDELIVERED ORDERS					-9,192,459,966.94	-----	-----	-----	-441,153,544.04	-8,751,306,422.90
SUBTOTAL		57	3600		-0-	12,026,752,000.00	-----	12,513,102,198.21	-486,350,198.21	-0-
TOTAL, RESEARCH, DEVELOPMENT, TEST, AND EVALUATION, AIR FORCE					-----	12,026,752,000.00	-----	12,513,102,198.21	-486,350,198.21	-----

**APPROPRIATION, OUTLAYS, AND BALANCES - Continued**

Appropriation or Fund Account	Period of Availability	Account Symbol		Balances beginning of fiscal year	Appropriations and other obligational authority <sup>1</sup>	Transfers borrowings and investments (net) <sup>2</sup>	Outlays (net)	Balances withdrawn and other transactions <sup>3</sup>	Balances end of fiscal year <sup>4</sup>
		Dept Reg	Tr Fm						
<b>DEFENSE AGENCIES</b>									
<b>GENERAL FUND ACCOUNTS</b>									
RESEARCH, DEVELOPMENT, TEST, AND EVALUATION, DEFENSE-WIDE FUND RESOURCES:									
UNDISBURSED FUNDS	1994-95	97	0400	-----	8,693,993,000.00	-----	3,470,338,257.66	-----	5,223,654,742.34
	1993-94			5,436,725,800.68	-64,866,000.00	-----	3,682,056,459.61	-----	1,689,783,341.07
	1992-93			1,433,659,795.16	-----	-----	923,702,689.48	-----	509,957,105.68
	1991-92			408,722,399.19	-----	-----	199,565,169.58	-----	209,157,229.61
	1990-91			257,269,791.44	-----	-----	4,717,720.87	-----	252,552,070.57
	1989-90			-50,820,516.64	-----	-----	11,819,809.85	-----	<sup>a</sup> 62,640,326.49
	1988-89			98,549,990.64	-----	-----	-7,564,997.23	106,114,987.87	-----
	NO YEAR			6,979,000.00	-----	-----	2,515,530.19	-----	4,463,469.81
	1987-88			-36,249,209.26	-----	-----	-2,505,588.02	-----	<sup>a</sup> -33,743,621.24
	PRIOR YEARS			-105,205,614.88	-----	-----	-10,031,444.35	-----	<sup>a</sup> -95,174,170.53
ACCOUNTS RECEIVABLE				292,254,898.09	-----	-----	-----	79,171,530.28	213,083,367.81
UNFILLED CUSTOMER ORDERS				75,674,617.66	-----	-----	-----	-6,164,558.52	81,839,176.18
FUND EQUITIES:									
UNOBLIGATED BALANCE				-2,305,501,370.44	-----	-----	-----	-144,057,110.69	-2,161,444,259.75
ACCOUNTS PAYABLE				-122,143,319.21	-----	-----	-----	75,605,584.47	-197,748,903.68
UNDELIVERED ORDERS				-5,389,916,262.43	-----	-----	-----	243,822,958.95	-5,633,739,221.38
	SUBTOTAL	97	0400	-0-	8,629,107,000.00	-----	8,274,613,607.64	354,493,392.36	-0-
DEVELOPMENTAL TEST AND EVALUATION, DEFENSE FUND RESOURCES:									
UNDISBURSED FUNDS	1994-95	97	0450	-----	231,757,000.00	-----	68,958,013.09	-----	162,798,986.91
	1993-94			173,921,922.34	-----	-----	118,592,225.33	-----	55,329,697.01
	1992-93			66,901,603.14	-----	-----	40,554,989.66	-----	26,346,613.48
	1991-92			23,576,648.45	-----	-----	1,312,759.54	-----	22,263,888.91
	1990-91			18,220,360.70	-----	-----	2,060,796.96	-----	16,159,563.74
	1989-90			12,018,961.33	-----	-----	10,660,492.42	-----	1,358,468.91
	1988-89			-480,301.90	-----	-----	8,200,714.98	-----	<sup>a</sup> 8,681,016.88
ACCOUNTS RECEIVABLE				4,227,238.94	-----	-----	-----	3,941,548.94	285,690.00
UNFILLED CUSTOMER ORDERS				8,066,563.18	-----	-----	-----	-819,471.73	8,886,034.91
FUND EQUITIES:									
UNOBLIGATED BALANCE				-27,528,121.65	-----	-----	-----	28,855,631.94	-56,383,753.59
ACCOUNTS PAYABLE				-8,411,402.10	-----	-----	-----	8,271,208.47	-16,682,610.57
UNDELIVERED ORDERS				-270,513,472.43	-----	-----	-----	-58,831,909.60	-211,681,562.83
	SUBTOTAL	97	0450	-0-	231,757,000.00	-----	250,339,991.98	-18,582,991.98	-0-
OPERATIONAL TEST AND EVALUATION, DEFENSE FUND RESOURCES:									
UNDISBURSED FUNDS	1994-95	97	0460	-----	11,450,000.00	-----	10,203,607.03	-----	1,246,392.97
	1993-94			1,069,952.71	-----	-----	774,113.41	-----	295,839.30
	1992-93			868,296.91	-----	-----	670,204.14	-----	198,092.77
	1991-92			4,746,395.26	-----	-----	430,682.51	-----	4,315,712.75
	1990-91			-3,380,672.54	-----	-----	-114,838.20	-----	<sup>a</sup> -3,265,834.34
	1989-90			41,995,141.71	-----	-----	-84,132.55	-----	42,079,274.26
	1988-89			5,159,187.95	-----	-----	-----	5,159,187.95	-----
FUND EQUITIES:									
UNOBLIGATED BALANCE				-43,798,499.44	-----	-----	-----	-934,113.14	-42,864,386.30
ACCOUNTS PAYABLE				-328,280.59	-----	-----	-----	33,100.29	-361,380.88
UNDELIVERED ORDERS				-6,331,521.97	-----	-----	-----	-4,687,811.44	-1,643,710.53
	SUBTOTAL	97	0460	-0-	11,450,000.00	-----	11,879,636.34	-429,636.34	-0-
TOTAL, RESEARCH, DEVELOPMENT, TEST, AND EVALUATION, DEFENSE AGENCIES				-----	8,872,314,000.00	-----	8,536,833,235.96	335,480,764.04	-----
TOTAL, RESEARCH, DEVELOPMENT, TEST, AND EVALUATION				-----	34,508,696,000.00	-----	34,786,309,405.45	-277,613,405.45	-----

FOOTNOTES AT END OF CHAPTER

**APPROPRIATION, OUTLAYS, AND BALANCES - Continued**

Appropriation or Fund Account Title	Period of Availability	Account Symbol				Balances beginning of fiscal year	Appropriations and other obligational authority <sup>1</sup>	Transfers borrowings and investments (net) <sup>2</sup>	Outlays (net)	Balances withdrawn and other transactions <sup>3</sup>	Balances end or fiscal year <sup>4</sup>
		Dept. Reg	Tr. Fin	Account No	Sub No						
<b>DEPARTMENT OF DEFENSE - MILITARY-CONTINUED</b>											
<b>MILITARY CONSTRUCTION</b>											
<b>DEPARTMENT OF THE ARMY</b>											
<b>GENERAL FUND ACCOUNTS</b>											
MILITARY CONSTRUCTION, ARMY FUND RESOURCES UNDISBURSED FUNDS	1994 98	21		2050		\$891,759,000 00		\$163,110,195 51		\$728,648,804 49	
	1993 97				\$375,725,168 66	-10,602,000 00		101,710,375 55		263,412,793 11	
	1992 96				\$428,384,766 25	-4,700,000 00		\$186,859,608 54		236,825,157 71	
	1991 95				218,538,601 47			\$121,454,676 54		92,083,924 93	
	1994							3,993 82		-3,993 82	
	1991 94				27,118,276 32			-468,361 63		27,586,637 95	
	1990 94				121,935,413 08			62,453,682 73		59,481,730 35	
	1993				5,459,790 60	-5,500,000 00		-40,209 40			
	1989-93				\$62,756,592 62			30,530,505 34		32,226,087 28	
	1988 92				\$16,025,685 89			2,368,871 05		13,656,814 84	
	1987 91				\$4,520,836 34			2,025,569 06		2,495,267 28	
	1986 90				14,080,895 60			4,685,871 85		9,395,023 75	
	1985-89				\$4,086,278 35	-2,672,000 00		736,028 69	\$678,249 66		
TRANSFER TO TRANSPORTATION, FEDERAL HIGHWAY ADMINISTRATION	1991 95	69	21	2050	5	5,399,432 09	5,000,000 00	395,258 59		10,004,173 50	
	1990 94					430,739 74		71,322 43		359,417 31	
	1989 93					5,470,354 30		2,777,387 31		2,692,966 99	
	1988 92					125,594 42		124,898 67		695 75	
ACCOUNTS RECEIVABLE UNFILLED CUSTOMER ORDERS						286,534,773 72			-23,993,411.74	310,528,185 46	
						1,797,898,779 80			18,938,869 49	1,778,959,910 31	
FUND EQUITIES UNOBLIGATED BALANCE						\$682,457,576 35			-103,617,011 71	-578,840,564 64	
ACCOUNTS PAYABLE						292,038,511 35			33,502,866 92	-325,541,378 27	
UNDELIVERED ORDERS						-2,399,995,891 55			263,975,762 73	-2,663,971,654 28	
SUBTOTAL	21			2050		-0-	868,285,000 00	678,799,674 66	189,485,325 35	-0-	
MILITARY CONSTRUCTION, ARMY NATIONAL GUARD FUND RESOURCES UNDISBURSED FUNDS	1994 98	21		2085			295,151,000 00			279,960,290 30	
	1993 97					185,915,507 43		15,190,709 70		125,924,974 48	
	1992 96					152,064,728 34		59,990,532 95		94,940,934 56	
	1991 95					111,724,277 65		57,123,793 78		70,894,002 70	
	1990 94					65,319,263 64		40,830,274 95		41,207,364 29	
	1993					5,350,000 00		24,111,899 35		5,350,000 00	
	1989 93					11,078,992 98		4,918,908 12		6,160,084 86	
	1988 92					2,542,613 96		778,834 13		1,763,779 83	
	1987 91					3,795,567 32		329,032 28		3,466,535 04	
	1986 90					574,614 45		5,007 00		569,607 45	
	1985-89					697,975 27		103,275 20	594,700 07		
TRANSFER TO TRANSPORTATION, FEDERAL HIGHWAY ADMINISTRATION	1993 97	69	21	2085	5	19,000,000 00		6,896 22		18,993,103 78	
	1992 96					5,450,000 00		3,956,371 67		1,493,628 33	
	1991 95					3,200,000 00		2,959,384 52		240,615 48	
ACCOUNTS RECEIVABLE									-1,526,410 35	1,526,410 35	
FUND EQUITIES UNOBLIGATED BALANCE						-336,798,277 72			39,380,400 80	-376,178,678 52	
ACCOUNTS PAYABLE						-150,005,194 65			-145,982,833 20	-145,022,361 45	
UNDELIVERED ORDERS						-79,910,068 67			51,380,222 81	-131,290,291 48	
SUBTOTAL	21			2085		-0-	295,151,000 00	210,304,919 87	84,846,080 13	-0-	
MILITARY CONSTRUCTION, ARMY RESERVE FUND RESOURCES UNDISBURSED FUNDS	1994 98	21		2086			99,489,000 00			89,345,974 90	
	1993 97					41,044,332 12		10,143,025 10		35,161,987 83	
	1992 96					85,901,444 14		5,882,344 29		80,682,023 24	
	1991 95					36,666,369 94		25,219,420 90		29,090,125 69	
	1990 94					28,697,189 32		6,976,244 25		29,090,125 69	
	1989 93					2,263,914 20		11,238,889 92		17,458,299 40	
	1988 92					2,241,565 78		1,284,783 11		979,131 09	
	1987 91					727,086 78		1,086,191 93		545,373 85	
	1986 90					621,110 76		98,742 50		628,344 29	
	1985 89					432,578 59		6,409 01		614,701 75	
								57,863 34	374,716 25		

**APPROPRIATION, OUTLAYS, AND BALANCES - Continued**

Appropriation or Fund Account Title	Period of Availability	Account Symbol			Balances beginning of fiscal year	Appropriations and other obligational authority <sup>1</sup>	Transfers borrowings and investments (net) <sup>2</sup>	Outlays (net)	Balances withdrawn and other transactions <sup>3</sup>	Balances end of fiscal year <sup>4</sup>
		Dept Reg	Tr Fm	Account No						
FUND EQUITIES										
UNOBLIGATED BALANCE					-149,103,018.70	-----	-----	-25,719,117.80	-123,383,900.90	
ACCOUNTS PAYABLE					-13,361,653.77	-----	-----	-6,670,321.89	-6,691,331.88	
UNDELIVERED ORDERS					-36,130,920.17	-----	-----	68,899,809.09	-105,030,729.26	
					-0-	-----	-----	36,885,085.65	-0-	
<b>SUBTOTAL</b>		21		2086		99,489,000.00		62,603,914.35		
<b>TOTAL, MILITARY CONSTRUCTION, ARMY</b>						1,262,925,000.00		951,708,508.87	311,216,491.13	
<b>DEPARTMENT OF THE NAVY</b>										
<b>GENERAL FUND ACCOUNTS</b>										
MILITARY CONSTRUCTION, NAVY										
FUND RESOURCES										
UNDISBURSED FUNDS										
	1994-98	17		1205	-----	667,904,000.00	-----	-20,164,567.10	688,068,567.10	
	1993-97				328,371,743.81	-37,660,000.00	-----	70,632,005.84	220,079,737.97	
	1992-97				81,530,000.00	-----	-----	5,381,113.87	76,148,886.13	
	1992-96				462,665,204.35	-62,899,000.00	-----	243,441,758.57	156,324,445.78	
	1991-95				285,320,128.40	-14,406,000.00	-----	145,056,170.43	125,857,957.97	
	1994				-----	200,000.00	-----	200,000.00	-----	
	1990-94				179,238,602.40	-7,662,000.00	3,000,000.00	87,853,721.89	86,722,880.51	
	1993				7,500,000.00	-----	-----	-----	7,500,000.00	
	1989-93				21,740,108.23	-----	-----	23,505,417.27	1,765,309.04	
	1988-92				17,898,029.77	-----	-----	4,542,548.02	13,355,481.75	
	1987-91				5,044,174.44	-----	-----	139,666.42	4,904,508.02	
	1986-90				3,346,223.21	-----	-----	670,668.16	2,675,555.05	
	1985-89				2,565,800.18	-----	24,475.03	628,960.87	1,961,314.34	
TRANSFER TO										
TRANSPORTATION, FEDERAL										
HIGHWAY ADMINISTRATION										
	1992-96	69	17	1205	5	1,000,000.00	-----	-----	1,000,000.00	
	1991-95					4,017,000.00	-----	-----	4,017,000.00	
	1990-94					5,132,463.39	-3,000,000.00	513,538.00	1,618,925.39	
	1989-93					5,273,312.42	-----	815,229.99	4,458,082.43	
	1988-92					1,074,869.62	-----	72,200.79	1,002,668.83	
	1987-91					2,680,200.14	-----	626,585.85	2,053,614.29	
	1986-90					115,708.76	-----	-----	115,708.76	
	1985-89					24,475.03	-24,475.03	-----	-----	
ACCOUNTS RECEIVABLE								103,485,336.31	-71,261,594.30	
UNFILLED CUSTOMER ORDERS								-60,931,456.99	287,802,628.45	
FUND EQUITIES										
UNOBLIGATED BALANCE					699,430,532.53	-----	-----	-224,446,621.74	474,983,910.79	
ACCOUNTS PAYABLE					-74,236,377.62	-----	-----	12,685,231.18	86,921,608.80	
UNDELIVERED ORDERS					899,966,047.47	-----	-----	148,808,178.03	1,048,774,225.50	
					-0-	545,477,000.00	-----	563,915,018.87	18,438,018.87	
<b>SUBTOTAL</b>		17		1205					0	
MILITARY CONSTRUCTION, NAVAL RESERVE										
FUND RESOURCES										
UNDISBURSED FUNDS										
	1994-98	17		1235	-----	24,403,000.00	-----	414,938.64	23,988,061.36	
	1993-97				14,836,932.73	-----	-----	3,579,779.61	11,257,153.12	
	1992-96				44,133,965.92	-----	-----	4,108,988.55	40,024,977.37	
	1991-95				31,497,023.38	-----	-----	9,331,062.69	22,165,960.69	
	1990-94				17,978,785.99	-----	-----	2,448,121.17	15,530,664.82	
	1989-93				2,548,845.86	-----	-----	1,333,444.54	1,215,401.32	
	1988-92				1,744,527.47	-----	-----	766,386.56	978,140.91	
	1987-91				58,227.41	-----	-----	95,312.58	153,539.99	
	1986-90				218,404.51	-----	-----	-----	218,404.51	
	1985-89				651,676.09	-----	-----	-6,788.52	658,464.61	
FUND EQUITIES										
UNOBLIGATED BALANCE					96,638,463.10	-----	-----	-34,173,442.57	62,465,020.53	
ACCOUNTS PAYABLE					-1,985,462.09	-----	-----	1,366,072.14	619,389.95	
UNDELIVERED ORDERS					15,044,464.17	-----	-----	37,403,429.44	52,447,893.61	
					-0-	24,403,000.00	-----	21,880,620.66	0	
<b>SUBTOTAL</b>		17		1235						
<b>TOTAL, MILITARY CONSTRUCTION, NAVY</b>						569,880,000.00		585,795,639.53	15,915,639.53	

FOOTNOTES AT END OF CHAPTER

APPROPRIATION, OUTLAYS, AND BALANCES - Continued

Appropriation or Fund Account		Account Symbol			Balances beginning of fiscal year	Appropriations and other obligational authority <sup>1</sup>	Transfers borrowings and investments (net) <sup>2</sup>	Outlays (net)	Balances withdrawn and other transactions <sup>3</sup>	Balances end of fiscal year <sup>4</sup>
Title	Period of Availability	Dept Reg	Account No.	Sub No						
<b>DEPARTMENT OF DEFENSE - MILITARY-CONTINUED</b>										
<b>MILITARY CONSTRUCTION-CONTINUED</b>										
<b>DEPARTMENT OF THE AIR FORCE</b>										
<b>GENERAL FUND ACCOUNTS</b>										
MILITARY CONSTRUCTION, AIR FORCE FUND RESOURCES UNDISBURSED FUNDS	1994-98	57	3300			\$999,780,000.00	-\$7,150,000.00	\$95,588,591.45		\$897,041,408.55
	1993-97				\$689,416,216.69	-18,935,000.00		249,536,277.11		420,944,939.58
	1992-97				17,490,936.89			2,588,188.26		14,902,748.63
	1992-96				624,468,485.51	-19,755,000.00		303,439,880.34		301,273,605.17
	1991-95				347,292,853.17	-8,210,000.00		185,799,306.22		153,283,546.95
	1990-94				160,514,398.09	-8,315,000.00		83,512,282.80		68,687,115.29
	1989-93				44,576,963.69			24,995,323.66		19,581,640.03
	1988-92				10,331,512.86			-3,003,093.22		13,334,606.08
	1987-91				-203,499.49			-322,870.18		119,370.69
	1986-90				10,458,088.52			1,184,127.83		9,273,960.69
	1985-89				10,399,417.02		.03	1,536,049.53	\$8,863,367.52	
	NO YEAR				66,000,000.00			2,236,339.70		63,763,660.30
TRANSFER TO: FEDERAL HIGHWAY ADMINISTRATION	1994-98	69	57	3300			7,150,000.00			7,150,000.00
	1992-96				3,946,822.13			696,276.22		3,250,545.91
	1991-95				8,141,576.81			249,123.13		7,892,453.68
	1990-94				2,770,821.96			249,902.99		2,520,918.97
	1988-92				2,207,115.27			693,971.08		1,513,144.19
	1987-91				2,591,425.84			1,098,102.42		1,493,323.42
	1986-90				420,031.79			318,788.71		101,243.08
	1985-89				57,874.81			57,874.78		
ACCOUNTS RECEIVABLE UNFILED CUSTOMER ORDERS					6,130,685.28				-573,946.61	6,704,631.89
FUND EQUITIES:					553,436.12					553,436.12
UNOBLIGATED BALANCE					-1,022,028,706.19				-226,054,689.90	-795,974,016.29
ACCOUNTS PAYABLE					-86,876,790.40				10,034,982.37	-96,911,772.77
UNDELIVERED ORDERS					-898,659,666.37				201,840,843.79	-1,100,500,510.16
					-0-	944,565,000.00		950,454,442.83	-5,889,442.83	-0-
<b>DEPARTMENT OF THE AIR FORCE</b>										
MILITARY CONSTRUCTION, AIR NATIONAL GUARD FUND RESOURCES UNDISBURSED FUNDS	1994-98	57	3830			241,304,000.00		1,599,132.92		239,704,867.08
	1993-97				283,598,876.16			128,605,957.84		154,992,918.32
	1992-96				90,337,373.38			51,047,895.43		39,289,477.95
	1991-95				41,060,514.46			21,563,539.12		19,496,975.34
	1990-94				35,746,975.80			21,378,654.43		14,368,321.37
	1993				18,200,000.00					18,200,000.00
	1989-93				3,493,100.99			2,709,419.90		783,681.09
	1988-92				2,177,675.75			1,876,342.33		301,333.42
	1987-91				770,145.44			60,047.08		710,098.36
	1986-90				1,100,391.05			504.15		1,099,886.90
	1985-89				338,745.93				338,745.93	
	PRIOR YEARS				-2,133,522.18					-2,133,522.18
TRANSFER TO: TRANSPORTATION, FEDERAL HIGHWAY ADMINISTRATION	1991-95	69	57	3830	1,996,262.46			1,963,217.96		33,044.50
	1990-94				13,296.90					13,296.90
	1989-93				.02			.84		.86
	1988-92				25,115.75					25,115.75
ACCOUNTS RECEIVABLE					2,309,221.64				37,254.59	2,271,967.05
FUND EQUITIES:										
UNOBLIGATED BALANCE					-290,068,316.78				-31,482,033.78	-258,586,283.00
ACCOUNTS PAYABLE					-4,405,655.57				2,729,505.76	-7,135,161.33
UNDELIVERED ORDERS					-184,560,201.20				38,875,817.18	-223,436,018.38
					-0-	241,304,000.00		230,804,710.32	10,499,289.68	-0-
MILITARY CONSTRUCTION, AIR FORCE RESERVE FUND RESOURCES UNDISBURSED FUNDS	1994-98	57	3730			72,624,000.00		6,058,619.72		66,565,380.28
	1993-97				29,899,246.00			4,303,403.10		25,595,842.90
	1992-96				8,604,556.67			4,497,947.54		4,106,609.13
	1991-95				16,644,612.31			3,025,717.05		13,618,895.26
	1990-94				13,275,066.49			8,238,114.97		5,036,951.52
	1989-93				532,526.37			303,703.16		228,823.21

**APPROPRIATION, OUTLAYS, AND BALANCES - Continued**

Appropriation or Fund Account Title	Period of Availability	Account Symbol			Balances beginning of fiscal year	Appropriations and other obligational authority <sup>1</sup>	Transfers borrowings and investments (net) <sup>2</sup>	Outlays (net)	Balances withdrawn and other transactions <sup>3</sup>	Balances end or fiscal year <sup>4</sup>
		Dept. Reg	Tr Fm	Account No.						
	1988-92				318,123.69	-----	2,965.04	-----	315,158.65	
	1987-91				180,480.92	-----	11,488.87	-----	168,992.05	
	1986-90				273,484.24	-----	408.06	-----	273,076.18	
	1985-89				241,367.63	-----	-----	241,367.63	-----	
TRANSFER TO: TRANSPORTATION, FEDERAL HIGHWAY ADMINISTRATION	1989-93	69	57	3730	75,767.69	-----	-96,214.67	-----	171,982.36	
ACCOUNTS RECEIVABLE					37,330.98	-----	-----	-103,716.01	141,046.99	
FUND EQUITIES:										
UNOBLIGATED BALANCE					-54,750,853.12	-----	-----	-9,203,727.23	-45,547,125.89	
ACCOUNTS PAYABLE					-1,549,826.93	-----	-----	2,465,722.73	-4,015,549.66	
UNDELIVERED ORDERS					-13,781,882.94	-----	-----	52,878,200.04	-66,660,082.98	
SUBTOTAL	57		3730		-0-	72,624,000.00	26,346,152.84	46,277,847.16	-0-	
TOTAL, MILITARY CONSTRUCTION, AIR FORCE					-----	1,258,493,000.00	-----	1,207,605,305.99	50,887,694.01	
<b>DEFENSE AGENCIES</b>										
<b>GENERAL FUND ACCOUNTS</b>										
BASE REALIGNMENT AND CLOSURE ACCOUNT, DEFENSE FUND RESOURCES	1994-95	97		0103	-----	12,830,000.00	-----	207,749.64	-----	12,622,250.36
UNDISBURSED FUNDS	1993-95				397,709,423.26	-----	-2,000,000.00	121,448,607.69	-----	274,260,815.57
	1992-95				527,641,754.48	-----	-8,000,000.00	141,069,459.34	-----	378,572,295.14
	1991-95				439,827,458.69	-----	-----	164,145,087.93	-----	275,682,370.76
	1990-95				77,971,449.35	-----	-----	31,211,178.91	-----	46,760,270.44
TRANSFER TO: DEPARTMENT OF TRANSPORTATION, FEDERAL HIGHWAY ADMINISTRATION	1993-95	69	97	0103	-----	-----	2,000,000.00	-----	-----	2,000,000.00
ACCOUNTS RECEIVABLE	1992-95				5,333,789.29	-----	8,000,000.00	-----	-----	8,000,000.00
FUND EQUITIES:										
UNOBLIGATED BALANCE					-912,035,340.06	-----	-----	-449,803,117.88	-----	-462,232,222.18
ACCOUNTS PAYABLE					-55,802,511.82	-----	-----	-1,325,879.18	-----	-54,476,632.64
UNDELIVERED ORDERS					-480,646,023.19	-----	-----	2,772,533.20	-----	-483,418,556.39
SUBTOTAL	97		0103		-0-	12,830,000.00	458,082,083.51	-445,252,083.51	-----	-0-
MILITARY CONSTRUCTION, DEFENSE AGENCIES FUND RESOURCES	1994-98	97		0500	-----	556,560,000.00	-----	33,425,495.21	-----	523,134,504.79
UNDISBURSED FUNDS	1993-97				270,029,129.66	-----	75,847,320.05	-----	-----	194,417,809.61
	1992-96				519,505,116.69	-----	-15,309,000.00	170,774,837.16	-----	333,421,279.53
	1991-95				191,691,200.59	-----	-427,000.00	81,467,270.04	-----	109,796,930.55
	1990-94				148,026,135.01	-----	-4,721,000.00	41,576,778.05	-----	101,728,356.96
	1989-93				20,888,968.89	-----	-----	20,633,265.07	-----	255,703.82
	1988-92				20,073,506.03	-----	-----	9,142,695.88	-----	10,930,810.15
	1987-91				14,017,528.77	-----	-----	1,861,553.92	-----	12,155,974.85
	1986-90				6,638,545.34	-----	-----	187,048.68	-----	6,451,496.66
	1985-89				4,048,870.89	-----	-----	-35,796.26	4,084,667.15	-----
TRANSFER TO: TRANSPORTATION, FEDERAL HIGHWAY ADMINISTRATION	1988-92	69	97	0500	84,226.16	-----	80,508.55	-----	-----	3,717.61
ACCOUNTS RECEIVABLE					808,053.12	-----	-----	-----	521,510.25	286,542.87
UNFILLED CUSTOMER ORDERS					612,705.10	-----	-----	-----	12,705.10	600,000.00
FUND EQUITIES:										
UNOBLIGATED BALANCE					-649,729,926.95	-----	-----	-----	-41,963,228.84	-607,776,698.11
ACCOUNTS PAYABLE					-43,066,211.37	-----	-----	-----	34,102,765.09	-77,168,976.46
UNDELIVERED ORDERS					-503,627,847.93	-----	-----	-----	104,609,604.90	-608,237,452.83
SUBTOTAL	97		0500		-0-	536,339,000.00	434,960,976.35	101,378,023.65	-----	-0-



**APPROPRIATION, OUTLAYS, AND BALANCES - Continued**

Appropriation or Fund Account		Account Symbol			Balances beginning of fiscal year	Appropriations and other obligational authority <sup>1</sup>	Transfers borrowings and investments (net) <sup>2</sup>	Outlays (net)	Balances withdrawn and other transactions <sup>3</sup>	Balances end of fiscal year <sup>4</sup>
Title	Period of Availability	Dept Reg	Tr Fm	Account No						
<b>DEPARTMENT OF DEFENSE - MILITARY-CONTINUED</b>										
<b>MILITARY CONSTRUCTION-CONTINUED</b>										
<b>DEFENSE AGENCIES-CONTINUED</b>										
<b>GENERAL FUND ACCOUNTS-CONTINUED</b>										
BASE REALIGNMENT AND CLOSURE										
ACCOUNT, PART II, DEFENSE										
FUND RESOURCES										
UNDISBURSED FUNDS	NO YEAR	97		0510	1,670,191,412.74	2,162,618,000.00		1,240,585,755.13		2,592,223,657.61
ACCOUNTS RECEIVABLE					\$1,528,735.62				-\$2,575,801.52	\$4,104,537.14
FUND EQUITIES										
UNOBLIGATED BALANCE					-943,441,996.31				-365,504,803.34	-577,937,192.97
ACCOUNTS PAYABLE					-67,755,282.35				86,937,131.79	-154,692,414.14
UNDELIVERED ORDERS					-660,522,869.70				1,203,175,717.94	-1,863,698,587.64
SUBTOTAL	97			0510	-0-	\$2,162,618,000.00		\$1,240,585,755.13	922,032,244.87	-0-
FOREIGN CURRENCY FLUCTUATIONS, CONSTRUCTION, DEFENSE										
FUND RESOURCES										
UNDISBURSED FUNDS	NO YEAR	97		0803	52,447,000.00	43,333,000.00				95,780,000.00
FUND EQUITIES										
UNOBLIGATED BALANCE					-52,447,000.00				43,333,000.00	-95,780,000.00
SUBTOTAL	97			0803	-0-	43,333,000.00			43,333,000.00	-0-
NORTH ATLANTIC TREATY ORGANIZATION										
INFRASTRUCTURE, DEFENSE										
FUND RESOURCES										
UNDISBURSED FUNDS	NO YEAR	97		0804	334,761,720.73	140,000,000.00		100,011,875.87		374,749,844.86
FUND EQUITIES										
UNOBLIGATED BALANCE					-49,624,184.36				-24,674,431.38	-24,949,752.98
ACCOUNTS PAYABLE									1,362.18	-1,362.18
UNDELIVERED ORDERS					-285,137,536.37				64,661,193.33	-349,798,729.70
SUBTOTAL	97			0804	-0-	140,000,000.00		100,011,875.87	39,988,124.13	-0-
TOTAL, MILITARY CONSTRUCTION, DEFENSE AGENCIES						2,895,120,000.00		2,233,640,690.86	661,479,309.14	
TOTAL, MILITARY CONSTRUCTION						5,986,418,000.00		4,978,750,145.25	1,007,667,854.75	
<b>FAMILY HOUSING</b>										
<b>DEPARTMENT OF THE ARMY</b>										
<b>GENERAL FUND ACCOUNTS</b>										
FAMILY HOUSING, ARMY										
FUND RESOURCES:										
UNDISBURSED FUNDS	1994-98	21		0702		229,663,000.00		2,530,318.75		227,132,681.25
	1993-97				159,369,053.97	-578,000.00		18,567,169.64		140,223,884.33
	1992-96				146,361,697.51			53,101,335.21		93,260,362.30
	1991-95				49,607,731.29			21,753,865.20		27,853,866.09
	1994					1,077,299,000.00	-\$411,943.72	894,407,690.91		182,479,365.37
	1990-94				15,265,063.11			7,652,552.02		7,612,511.09
	1993				324,231,716.44	-10,000,000.00		*245,988,516.88		68,243,199.56
	1989-93				16,544,318.99			10,950,327.35		5,593,991.64
	1992				47,035,788.79			16,531,320.23		30,504,468.56
	1988-92				3,972,699.47			1,350,039.28		2,622,660.19
	1991				32,262,708.74			4,027,462.76		28,235,245.98
	1987-91				2,599,923.33			176,209.22		2,423,714.11
	1990				24,961,805.16			1,852,021.72		23,109,783.44
	1986-90				395,668.07			62,140.00		333,528.07
	1989				29,473,572.18	-14,390,000.00		10,043,971.32	5,039,600.86	
	1985-89				494,301.40	-305,000.00		136,138.60	53,162.80	
ACCOUNTS RECEIVABLE									-4,919,813.24	7,495,757.70
UNFILLED CUSTOMER ORDERS									-425,756.18	608,866.28



**APPROPRIATION, OUTLAYS, AND BALANCES - Continued**

Appropriation or Fund Account		Account Symbol			Balances beginning of fiscal year	Appropriations and other obligational authority <sup>1</sup>	Transfers borrowings and investments (net) <sup>2</sup>	Outlays (net)	Balances withdrawn and other transactions <sup>3</sup>	Balances end or fiscal year <sup>4</sup>
Title	Period of Availability	Dept Reg	Account Tr Fm No	Sub No						
<b>DEPARTMENT OF DEFENSE - MILITARY-CONTINUED</b>										
<b>FAMILY HOUSING-CONTINUED</b>										
<b>DEFENSE AGENCIES</b>										
<b>GENERAL FUND ACCOUNTS</b>										
FAMILY HOUSING, DEFENSE-WIDE										
FUND RESOURCES:										
UNDISBURSED FUNDS										
	1994-98	97	0706		-----	\$188,000.00	-----	-----	-----	\$188,000.00
	1993-97				-----	29,000.00	-----	-----	-----	29,000.00
	1992-96				\$198,915.76	-----	-----	-\$563.00	-----	199,478.76
	1991-95				456,988.75	-----	-----	-----	-----	456,988.75
	1994				-----	26,337,000.00	-----	16,346,299.36	-----	9,990,700.64
	1990-94				43,601.53	-----	-----	1,226.79	-----	42,374.74
	1993				10,599,598.16	-----	-----	6,411,074.79	-----	4,188,523.37
	1989-93				-17,521.36	-----	-----	-19,425.33	-----	1,903.97
	1992				1,397,863.39	-----	-----	-624,164.60	-----	2,022,027.99
	1988-92				851,765.02	-----	-----	-----	-----	851,765.02
	1991				1,248,266.34	-----	-----	17,034.83	-----	1,231,231.51
	1987-91				1,848.55	-----	-----	-----	-----	1,848.55
	1990				1,100,920.22	-----	-----	5,132.51	-----	1,095,787.71
	1986-90				77,219.74	-----	-----	-----	-----	77,219.74
	1989				1,570,057.21	-----	-----	322.12	\$1,569,735.09	-----
	1985-89				44,394.48	-----	-----	20,519.63	23,874.85	-----
ACCOUNTS RECEIVABLE										
UNFILLED CUSTOMER ORDERS										
FUND EQUITIES:										
UNOBLIGATED BALANCE										
ACCOUNTS PAYABLE										
UNDELIVERED ORDERS										
					1,538,118.97	-----	-----	-----	-1,007,588.15	2,545,707.12
					170,000.00	-----	-----	-----	-----	170,000.00
					-----	-----	-----	-----	760,195.48	-6,497,156.11
					-5,736,960.63	-----	-----	-----	-3,482,889.19	-394,367.11
					-3,877,256.30	-----	-----	-----	6,533,214.82	-16,201,034.65
					-9,667,819.83	-----	-----	-----	4,396,542.90	-----
	SUBTOTAL	97	0706		-0-	26,554,000.00	-----	22,157,457.10	-----	-0-
<b>PUBLIC ENTERPRISE FUNDS</b>										
HOMEOWNERS ASSISTANCE FUND, DEFENSE										
FUND RESOURCES:										
UNDISBURSED FUNDS										
	1990-91	97	4090		6,729,310.91	-----	-----	-28,227.78	-----	6,757,538.69
	NO YEAR				182,913,277.73	151,400,000.00	-----	67,765,761.40	-----	266,547,516.33
					31,048.48	-----	-----	-----	-1,924,582.43	1,955,630.91
ACCOUNTS RECEIVABLE										
FUND EQUITIES:										
UNOBLIGATED BALANCE										
ACCOUNTS PAYABLE										
UNDELIVERED ORDERS										
					-177,375,938.64	-----	-----	-----	80,630,478.83	-258,006,417.47
					-1,503,419.63	-----	-----	-----	-988,472.40	-514,947.23
					-10,794,278.85	-----	-----	-----	5,945,042.38	-16,739,321.23
	SUBTOTAL	97	4090		-0-	151,400,000.00	-----	67,737,533.62	83,662,466.38	-0-
TOTAL, FAMILY HOUSING, DEFENSE AGENCIES .....					-----	177,954,000.00	-----	89,894,990.72	88,069,009.28	-----
TOTAL, FAMILY HOUSING .....					-----	3,478,084,000.00	-\$411,943.72	3,316,222,109.82	161,449,946.46	-----

**APPROPRIATION, OUTLAYS, AND BALANCES - Continued**

Appropriation or Fund Account		Account Symbol			Balances beginning of fiscal year	Appropriations and other obligational authority <sup>1</sup>	Transfers borrowings and investments (net) <sup>2</sup>	Outlays (net)	Balances withdrawn and other transactions <sup>3</sup>	Balances end of fiscal year <sup>4</sup>	
Title	Period of Availability	Dept. Reg.	Fm. Tr.	Account No.							Sub No.
<b>DEFENSE AGENCIES</b>											
WILLIAM LANGER JEWEL BEARING PLANT REVOLVING FUND, DEFENSE											
FUND RESOURCES:											
UNDISBURSED FUNDS	NO YEAR	97		4093		66,362.12	-----	-----	-----	453,653.04	
ACCOUNTS RECEIVABLE						1,466,623.18	-----	-----	816,190.44	650,432.74	
UNFILLED CUSTOMER ORDERS						3,264,509.24	-----	-----	1,439,500.35	1,825,008.89	
FUND EQUITIES:											
UNOBLIGATED BALANCE						-3,598,014.40	-----	-----	-1,660,610.61	-1,937,403.79	
ACCOUNTS PAYABLE						-1,088,974.30	-----	-----	-173,446.92	-915,527.38	
UNDELIVERED ORDERS						-110,505.84	-----	-----	-34,342.34	-76,163.50	
SUBTOTAL		97		4093		-0-	-----	-387,290.92	387,290.92	-0-	
NATIONAL DEFENSE STOCKPILE TRANSACTION FUND, DEFENSE											
FUND RESOURCES:											
UNDISBURSED FUNDS	NO YEAR	97		4555		181,788,666.94	-300,000,000.00	-100,000,000.00	-273,800,631.67	55,589,298.61	
ACCOUNTS RECEIVABLE						110,801,807.55	-----	-----	-37,338,602.58	148,140,410.13	
UNFILLED CUSTOMER ORDERS						120,461,767.08	-----	-----	22,895,287.50	97,566,479.58	
FUND EQUITIES:											
UNOBLIGATED BALANCE						-113,588,199.31	-----	-----	-15,407,421.35	-98,180,777.96	
ACCOUNTS PAYABLE						-138,633,948.14	-----	-----	-22,973,503.98	-115,660,444.16	
UNDELIVERED ORDERS						-160,830,094.12	-----	-----	-73,375,127.92	-87,454,966.20	
SUBTOTAL		97		4555		-0-	-300,000,000.00	-100,000,000.00	-273,800,631.67	-126,199,368.33	
TOTAL, PUBLIC ENTERPRISE FUNDS, DEFENSE AGENCIES						-----	-300,000,000.00	-100,000,000.00	-274,187,922.59	-125,812,077.41	-----
TOTAL, PUBLIC ENTERPRISE FUNDS						-----	-300,000,000.00	-100,000,000.00	-274,187,922.59	-125,812,077.41	-----
<b>INTRAGOVERNMENTAL FUNDS</b>											
<b>DEPARTMENT OF THE ARMY</b>											
WORKING CAPITAL FUND, ARMY CONVENTIONAL AMMUNITION											
FUND RESOURCES:											
UNDISBURSED FUNDS	NO YEAR	21		4528		272,150,840.35	-----	-----	76,187,896.79	195,962,943.56	
ACCOUNTS RECEIVABLE						277,644,660.60	-----	-----	-96,792,115.31	374,436,775.91	
UNFILLED CUSTOMER ORDERS						5,101,566,728.10	-----	-----	1,256,025,352.37	3,845,541,375.73	
FUND EQUITIES:											
UNOBLIGATED BALANCE						-956,687,030.33	-----	-----	-602,342,044.15	-354,344,986.18	
ACCOUNTS PAYABLE						-2,595,051,245.03	-----	-----	-297,797,022.77	-2,297,254,222.26	
UNDELIVERED ORDERS						-2,099,623,953.69	-----	-----	-335,282,066.93	-1,764,341,886.76	
SUBTOTAL		21		4528		-0-	-----	76,187,896.79	-76,187,896.79	-0-	
TOTAL, INTRAGOVERNMENTAL FUNDS, ARMY						-----	-----	-----	76,187,896.79	-76,187,896.79	-----
<b>DEPARTMENT OF THE NAVY</b>											
NATIONAL DEFENSE SEALIFT FUND, NAVY											
FUND RESOURCES:											
UNDISBURSED FUNDS	1993-96	17		4557		575,000,000.00	-----	-----	225,558,098.61	349,441,901.39	
	1993-95					900,000,000.00	-----	-----	17,559,811.62	882,440,188.38	
	1993-94					375,132,000.00	-----	-----	166,882,338.43	208,249,661.57	
	NO YEAR					544,795,746.00	1,540,800,000.00	-----	39,240,505.11	2,046,355,240.89	
ACCOUNTS RECEIVABLE						455,180,646.00	-----	-----	-761,159,160.00	1,216,339,806.00	
FUND EQUITIES:											
UNOBLIGATED BALANCE						-----	-----	-----	1,250,000,000.00	-1,250,000,000.00	
ACCOUNTS PAYABLE						-386,576,392.00	-----	-----	721,918,654.89	-1,108,495,046.89	
UNDELIVERED ORDERS						-2,463,532,000.00	-----	-----	-119,200,248.66	-2,344,331,751.34	
SUBTOTAL		17		4557		-0-	1,540,800,000.00	-----	449,240,753.77	1,091,559,246.23	
NAVY MANAGEMENT FUND											
FUND RESOURCES:											
UNDISBURSED FUNDS	NO YEAR	17		3980		44,187,909.45	-----	-----	7,391,378.72	36,796,530.73	
ACCOUNTS RECEIVABLE						85,952,898.84	-----	-----	-55,009,792.41	140,962,691.25	

FOOTNOTES AT END OF CHAPTER

APPROPRIATION, OUTLAYS, AND BALANCES - Continued

Appropriation or Fund Account Title	Period of Availability	Account Symbol			Balances beginning of fiscal year	Appropriations and other obligational authority <sup>1</sup>	Transfers borrowings and investments (net) <sup>2</sup>	Outlays (net)	Balances withdrawn and other transactions <sup>3</sup>	Balances end or fiscal year <sup>4</sup>
		Dept Req	Tr Fm	Account No						
<b>DEPARTMENT OF DEFENSE - MILITARY-CONTINUED</b>										
<b>REVOLVING AND MANAGEMENT FUNDS-CONTINUED</b>										
<b>INTRAGOVERNMENTAL FUNDS-CONTINUED</b>										
<b>DEPARTMENT OF THE NAVY-CONTINUED</b>										
NAVY MANAGEMENT FUND-CONTINUED										
FUND EQUITIES										
UNOBLIGATED BALANCE					-\$1,000,000.00	-----	-----	-----	-----	-\$1,000,000.00
ACCOUNTS PAYABLE					-129,140,808.29	-----	-----	-----	\$47,618,413.69	-176,759,221.98
SUBTOTAL	17		3980		-0-	-----	\$7,391,378.72	-7,391,378.72	-----	-0-
TOTAL, INTRAGOVERNMENTAL FUNDS, NAVY					-----	\$1,540,800,000.00	-----	456,632,132.49	1,064,167,867.51	-----
<b>DEFENSE AGENCIES</b>										
ADP EQUIPMENT MANAGEMENT FUND, DEFENSE										
FUND RESOURCES										
UNDISBURSED FUNDS	NO YEAR	97	3910		118,908.75	-----	-----	-649.82	-----	119,558.57
ACCOUNTS RECEIVABLE					1,091.25	-----	-----	-----	-----	1,091.25
FUND EQUITIES										
UNOBLIGATED BALANCE					-120,000.00	-----	-----	-----	-----	-120,000.00
UNDELIVERED ORDERS					-----	-----	-----	649.82	-----	-649.82
SUBTOTAL	97		3910		-0-	-----	-649.82	649.82	-----	-0-
DEFENSE BUSINESS OPERATIONS FUND, DEFENSE										
FUND RESOURCES										
UNDISBURSED FUNDS	NO YEAR	97	4930		4,684,406,527.76	1,180,940,000.00	-\$48,704,932.47	\$3,357,409,077.26	-----	2,459,232,518.03
UNFUNDED CONTRACT AUTHORITY	NO YEAR	97	4930		12,617,756,714.90	-----	-----	-----	492,435,848.10	12,125,320,866.80
ACCOUNTS RECEIVABLE					8,936,643,451.19	-----	-----	-----	347,907,885.05	8,588,735,566.14
UNFILLED CUSTOMER ORDERS					20,207,694,974.94	-----	-----	-----	363,694,598.96	19,844,000,375.98
FUND EQUITIES										
UNOBLIGATED BALANCE					-5,265,127,159.12	-----	-----	-----	-----	-4,945,622,578.32
ACCOUNTS PAYABLE					-17,011,334,039.43	-----	-----	-----	-3,659,736,936.97	-13,351,597,102.46
UNDELIVERED ORDERS					-24,170,040,470.24	-----	-----	-----	550,029,175.93	-24,720,069,646.17
SUBTOTAL	97		4930		-0-	1,180,940,000.00	-48,704,932.47	3,357,409,077.26	-2,225,174,009.73	-0-
PENTAGON RESERVATION MAINTENANCE										
REVOLVING FUND										
FUND RESOURCES										
UNDISBURSED FUNDS	NO YEAR	97	4950		110,150,408.06	-----	-----	-45,711,313.97	-----	155,861,722.03
ACCOUNTS RECEIVABLE					5,959,217.82	-----	-----	-----	-7,797,741.42	13,756,959.24
UNFILLED CUSTOMER ORDERS					9,697,290.99	-----	-----	-----	-159,314.92	9,856,605.91
FUND EQUITIES										
UNOBLIGATED BALANCE					-7,487,781.52	-----	-----	-----	2,173,385.78	-9,661,167.30
ACCOUNTS PAYABLE					-10,191,166.93	-----	-----	-----	-1,187,638.30	-9,003,528.63
UNDELIVERED ORDERS					-108,127,968.42	-----	-----	-----	52,682,622.83	-160,810,591.25
SUBTOTAL	97		4950		-0-	-----	-45,711,313.97	45,711,313.97	-----	-0-
EMERGENCY RESPONSE FUND, DEFENSE										
FUND RESOURCES										
UNDISBURSED FUNDS	NO YEAR	97	4965		94,779,580.00	299,300,000.00	-----	49,453,011.09	-----	344,626,568.91
ACCOUNTS RECEIVABLE					-----	-----	-----	-----	-3,616.55	3,616.55
FUND EQUITIES										
UNOBLIGATED BALANCE					-94,665,535.50	-----	-----	-----	193,317,139.62	-287,982,675.12
ACCOUNTS PAYABLE					-53,580.00	-----	-----	-----	31,428,574.15	-31,482,154.15
UNDELIVERED ORDERS					-60,464.50	-----	-----	-----	25,104,891.69	-25,165,356.19
SUBTOTAL	97		4965		-0-	299,300,000.00	-----	49,453,011.09	249,846,988.91	-0-
TOTAL, INTRAGOVERNMENTAL FUNDS, DEFENSE AGENCIES					-----	1,480,240,000.00	-48,704,932.47	3,361,150,124.56	-1,929,615,057.03	-----
TOTAL, INTRAGOVERNMENTAL FUNDS					-----	3,021,040,000.00	-48,704,932.47	3,893,970,153.84	-921,635,086.31	-----
TOTAL, REVOLVING AND MANAGEMENT FUNDS					-----	2,721,040,000.00	-148,704,932.47	3,619,782,231.25	-1,047,447,163.72	-----

**APPROPRIATION, OUTLAYS, AND BALANCES - Continued**

Appropriation or Fund Account		Account Symbol			Balances beginning of fiscal year	Appropriations and other obligational authority <sup>1</sup>	Transfers borrowings and investments (net) <sup>2</sup>	Outlays (net)	Balances withdrawn and other transactions <sup>3</sup>	Balances end of fiscal year <sup>4</sup>
Title	Period of Availability	Dept. Reg	Tr. Fm	Account No.						
<b>TRUST FUND ACCOUNTS</b>										
<b>DEPARTMENT OF THE ARMY</b>										
BEQUEST OF MAJOR GENERAL FRED C. AINSWORTH, LIBRARY, WALTER REED GENERAL HOSPITAL										
FUND RESOURCES:										
UNDISBURSED FUNDS	NO YEAR	21		8063	10,156.74	1,050.00		10,600.78		605.96
INVESTMENTS IN PUBLIC DEBT SECURITIES					10,575.00					10,575.00
FUND EQUITIES:									449.22	-21,133.46
UNOBLIGATED BALANCE					-20,684.24				-10,000.00	9,952.50
ACCOUNTS PAYABLE					-47.50					-0-
SUBTOTAL		21		8063	-0-	1,050.00		10,600.78	-9,550.78	-0-
DEPARTMENT OF THE ARMY GENERAL GIFT FUND										
FUND RESOURCES:										
UNDISBURSED FUNDS	NO YEAR	21		8927	885,143.76	151,844.57	-284,000.00	154,571.19		598,417.14
INVESTMENTS IN PUBLIC DEBT SECURITIES					594,225.00		284,000.00			878,225.00
ACCOUNTS RECEIVABLE									-90.00	90.00
FUND EQUITIES:									-55,202.83	-1,397,088.87
UNOBLIGATED BALANCE					-1,452,291.70				30,117.68	-42,002.12
ACCOUNTS PAYABLE					-11,884.44				22,448.53	-37,641.15
UNDELIVERED ORDERS					-15,192.62				-2,726.62	-0-
SUBTOTAL		21		8927	-0-	151,844.57		154,571.19	-12,277.40	-0-
TOTAL, DEPARTMENT OF THE ARMY						152,894.57		165,171.97		
<b>DEPARTMENT OF THE NAVY</b>										
OFFICE OF NAVAL RECORDS AND HISTORY FUND										
FUND RESOURCES:										
UNDISBURSED FUNDS	NO YEAR	17		8008	88,605.48	51,073.41	243,208.22	23,695.10		359,192.01
UNREALIZED DISCOUNT ON INVESTMENTS					-18,791.78		18,791.78			
INVESTMENTS IN PUBLIC DEBT SECURITIES					499,000.00		-262,000.00			237,000.00
FUND EQUITIES:									32,850.83	-538,257.88
UNOBLIGATED BALANCE					-505,407.05				-5,472.52	-57,934.13
ACCOUNTS PAYABLE					-63,406.65				27,378.31	-0-
SUBTOTAL		17		8008	-0-	51,073.41		23,695.10		-0-
MIDSHIPMEN'S STORE, UNITED STATES NAVAL ACADEMY										
FUND RESOURCES:										
UNDISBURSED FUNDS	NO YEAR	17		8423	1,568,824.09			1,610,003.27		41,179.18
ACCOUNTS RECEIVABLE					1,740,628.45				-665,970.78	2,406,599.23
UNFILLED CUSTOMER ORDERS					3,546,638.35				-115,945.15	3,662,583.50
FUND EQUITIES:									-978,941.25	-4,616,053.55
UNOBLIGATED BALANCE					-5,594,994.80				150,853.91	-1,411,950.00
ACCOUNTS PAYABLE					-1,261,096.09				-1,610,003.27	-0-
SUBTOTAL		17		8423	-0-			1,610,003.27		-0-
DEPARTMENT OF THE NAVY GENERAL GIFT FUND										
FUND RESOURCES:										
UNDISBURSED FUNDS	NO YEAR	17		8716	1,372,469.88	512,673.17	-279,000.00	400,555.53		1,205,587.52
UNREALIZED DISCOUNT ON INVESTMENTS					-1,321.20					-1,321.20
INVESTMENTS IN PUBLIC DEBT SECURITIES					1,340,000.00		279,000.00			1,619,000.00
FUND EQUITIES:									-51,123.25	-2,646,572.65
UNOBLIGATED BALANCE					-2,697,695.90				163,240.89	-176,693.67
ACCOUNTS PAYABLE					-13,452.78				112,117.64	-0-
SUBTOTAL		17		8716	-0-	512,673.17		400,555.53		-0-
SHIPS' STORES PROFITS, NAVY										
FUND RESOURCES:										
UNDISBURSED FUNDS	NO YEAR	17		8723	\$7,532,386.41	\$16,641,779.85		\$15,990,739.98		\$8,183,426.28
FUND EQUITIES:									\$651,039.87	-8,183,426.28
UNOBLIGATED BALANCE					-7,532,386.41				651,039.87	-0-
SUBTOTAL		17		8723	-0-	16,641,779.85		15,990,739.98		-0-

**APPROPRIATION, OUTLAYS, AND BALANCES - Continued**

Appropriation or Fund Account Title	Period of Availability	Account Symbol			Balances beginning of fiscal year	Appropriations and other obligational authority <sup>1</sup>	Transfers borrowings and investments (net) <sup>2</sup>	Outlays (net)	Balances withdrawn and other transactions <sup>3</sup>	Balances end or fiscal year <sup>4</sup>
		Dept Req	Tr Fm	Account No						
<b>DEPARTMENT OF DEFENSE - MILITARY-CONTINUED</b>										
<b>TRUST FUND ACCOUNTS-CONTINUED</b>										
<b>DEPARTMENT OF THE NAVY-CONTINUED</b>										
UNITED STATES NAVAL ACADEMY MUSEUM FUND FUND RESOURCES:										
UNDISBURSED FUNDS	NO YEAR	17	8730		516,592.11	53,070.78	-\$315,236.57	138,276.73	-----	116,149.59
UNREALIZED DISCOUNT ON INVESTMENTS					-301.87	-----	-763.43	-----	-----	-1,065.30
INVESTMENTS IN PUBLIC DEBT SECURITIES					1,345,000.00	-----	316,000.00	-----	-----	1,661,000.00
FUND EQUITIES:										
UNOBLIGATED BALANCE					-1,345,129.38	-----	-----	-----	354,100.35	-1,699,229.73
ACCOUNTS PAYABLE					-516,160.86	-----	-----	-----	-439,306.30	-76,854.56
SUBTOTAL		17	8730		-0-	53,070.78	-----	138,276.73	-85,205.95	-0-
UNITED STATES NAVAL ACADEMY GENERAL GIFT FUND FUND RESOURCES:										
UNDISBURSED FUNDS	NO YEAR	17	8733		666,848.88	1,533,934.02	-417,000.00	1,393,652.86	-----	390,130.04
UNREALIZED DISCOUNT ON INVESTMENTS					81-306.25	-----	-----	-----	-----	-306.25
INVESTMENTS IN PUBLIC DEBT SECURITIES					3,926,000.00	-----	417,000.00	-----	-----	4,343,000.00
FUND EQUITIES:										
UNOBLIGATED BALANCE					81-4,591,633.91	-----	-----	-----	-51,873.36	-4,539,760.55
ACCOUNTS PAYABLE					-908.72	-----	-----	-----	192,154.52	-193,063.24
SUBTOTAL		17	8733		-0-	1,533,934.02	-----	1,393,652.86	140,281.16	-0-
TOTAL, DEPARTMENT OF THE NAVY					-----	18,792,531.23	-----	19,556,923.47	-764,392.24	-----
<b>DEPARTMENT OF THE AIR FORCE</b>										
AIR FORCE CADET FUND FUND RESOURCES:										
UNDISBURSED FUNDS	NO YEAR	57	8418		107,957.10	-----	-----	-248,802.63	-----	356,759.73
ACCOUNTS RECEIVABLE					809,257.29	-----	-----	-----	-1,970.38	811,227.67
FUND EQUITIES:										
UNOBLIGATED BALANCE					-5,010.00	-----	-----	-----	-513.00	-4,497.00
ACCOUNTS PAYABLE					-912,204.39	-----	-----	-----	251,286.01	-1,163,490.40
SUBTOTAL		57	8418		-0-	-----	-----	-248,802.63	248,802.63	-0-
DEPARTMENT OF THE AIR FORCE GENERAL GIFT FUND FUND RESOURCES:										
UNDISBURSED FUNDS	NO YEAR	57	8928		1,427,705.11	372,046.06	-8,008.36	767,064.25	-----	1,024,678.56
UNREALIZED DISCOUNT ON INVESTMENTS					-1,330.41	-----	-1,991.64	-----	-----	-3,322.05
INVESTMENTS IN PUBLIC DEBT SECURITIES					310,500.00	-----	10,000.00	-----	-----	320,500.00
ACCOUNTS RECEIVABLE					1,167.00	-----	-----	-----	738.00	429.00
FUND EQUITIES:										
UNOBLIGATED BALANCE					-1,297,238.77	-----	-----	-----	-257,987.14	-1,039,251.63
ACCOUNTS PAYABLE					-----	-----	-----	-----	67,496.04	-67,496.04
UNDELIVERED ORDERS					-440,802.93	-----	-----	-----	-205,265.09	-235,537.84
SUBTOTAL		57	8928		-0-	372,046.06	-----	767,064.25	-395,018.19	-0-
TOTAL, DEPARTMENT OF THE AIR FORCE					-----	372,046.06	-----	518,261.62	-146,215.56	-----
<b>DEFENSE AGENCIES</b>										
SURCHARGE COLLECTIONS, SALES OF COMMISSARY STORES, DEFENSE COMMISSARY AGENCY FUND RESOURCES:										
UNDISBURSED FUNDS	NO YEAR	97	8164		380,006,120.36	-----	-----	-26,743,093.81	-----	406,749,214.17
ACCOUNTS RECEIVABLE					47,880,216.24	-----	-----	-----	21,030,749.74	26,849,466.50
UNFILLED CUSTOMER ORDERS					-----	-----	-----	-----	-1,111,755.70	1,111,755.70
FUND EQUITIES:										
UNOBLIGATED BALANCE					-56,796,941.50	-----	-----	-----	16,868,523.96	-73,665,465.46
ACCOUNTS PAYABLE					-114,225,028.33	-----	-----	-----	-19,079,228.45	-95,145,799.88
UNDELIVERED ORDERS					-256,864,366.77	-----	-----	-----	9,034,804.26	-266,899,171.03
SUBTOTAL		97	8164		-0-	-----	-----	-26,743,093.81	26,743,093.81	-0-

**APPROPRIATION, OUTLAYS, AND BALANCES - Continued**

Appropriation or Fund Account Title	Period of Availability	Account Symbol			Balances beginning of fiscal year	Appropriations and other obligational authority <sup>1</sup>	Transfers borrowings and investments (net) <sup>2</sup>	Outlays (net)	Balances withdrawn and other transactions <sup>3</sup>	Balances end or fiscal year <sup>4</sup>
		Dept Reg	Tr Fm	Account No.						
<b>FOREIGN NATIONAL EMPLOYEES SEPARATION</b>										
PAY ACCOUNT, DEFENSE										
FUND RESOURCES:										
UNDISBURSED FUNDS	NO YEAR	97		8165	393,306,209.50	87,856,784.13	-----	93,670,509.02	-----	387,492,484.61
FUND EQUITIES:										
UNOBLIGATED BALANCE					-28,538,987.34	-----	-----	1,027,291.77	-----	-29,566,279.11
ACCOUNTS PAYABLE					-364,767,222.16	-----	-----	-6,841,016.66	-----	-357,926,205.50
SUBTOTAL					-----	87,856,784.13	-----	93,670,509.02	-----	-----
<b>NATIONAL SECURITY EDUCATION TRUST</b>										
FUND RESOURCES:										
UNDISBURSED FUNDS	NO YEAR	97		8168	211.04	9,553,270.94	-4,955,987.08	4,712,490.04	-----	114,995.14
UNREALIZED DISCOUNT ON INVESTMENTS					-485,987.08	-----	485,987.08	-----	-----	-----
INVESTMENTS IN PUBLIC DEBT SECURITIES					143,140,000.00	-----	4,470,000.00	-----	-----	147,610,000.00
ACCOUNTS RECEIVABLE					-----	-----	-----	-160.00	-----	160.00
FUND EQUITIES:										
UNOBLIGATED BALANCE					-142,393,099.96	-----	-----	-----	2,093,015.48	144,486,115.44
ACCOUNTS PAYABLE					-52,124.00	-----	-----	-----	40,822.00	-92,946.00
UNDELIVERED ORDERS					-209,000.00	-----	-----	-----	2,707,103.42	-2,916,103.42
SUBTOTAL					-----	9,553,270.94	-----	4,712,490.04	-----	-----
<b>VOLUNTARY SEPARATION INCENTIVE</b>										
FUND, DEFENSE										
FUND RESOURCES:										
UNDISBURSED FUNDS	NO YEAR	97		8335	15,052,200.54	55,456,763.13	81,598,491.27	153,260,981.51	-----	1,153,526.57
UNREALIZED DISCOUNT ON INVESTMENTS					-121,804.38	-----	59,508.73	-----	-----	-62,296.65
INVESTMENTS IN PUBLIC DEBT SECURITIES					844,426,000.00	-----	-81,658,000.00	-----	-----	762,768,000.00
ACCOUNTS RECEIVABLE					-----	-----	-----	-----	-244,218.93	244,218.93
FUND EQUITIES:										
UNOBLIGATED BALANCE					-850,233,376.08	-----	-----	-----	-93,328,175.84	756,905,200.24
ACCOUNTS PAYABLE					-9,123,020.08	-----	-----	-----	-4,231,823.61	-4,891,196.47
SUBTOTAL					-----	55,456,763.13	-----	153,260,981.51	-----	-----
TOTAL, DEFENSE AGENCIES					-----	152,866,818.20	-----	224,900,886.76	-----	-----
TOTAL, TRUST FUND ACCOUNTS					-----	172,184,290.06	-----	245,141,243.82	-----	-----
<b>DEDUCTIONS FOR OFFSETTING RECEIPTS</b>										
PROPRIETARY RECEIPTS FROM THE PUBLIC					-----	-975,488,306.36	-----	-975,488,306.36	-----	-----
INTRABUDGETARY TRANSACTIONS					-----	-105,084,129.93	-----	-105,084,129.93	-----	-----
OFFSETTING GOVERNMENTAL RECEIPTS					-----	-5,948,310.19	-----	-5,948,310.19	-----	-----
TOTAL					-----	-1,086,520,746.48	-----	-1,086,520,746.48	-----	-----
TOTAL, DEPARTMENT OF DEFENSE - MILITARY					-----	249,169,580,000.18	-49,116,876.19	268,634,759,855.43	-19,514,296,731.44	-----
<b>DEPARTMENT OF DEFENSE - CIVIL</b>										
<b>CEMETERIAL EXPENSES, ARMY</b>										
<b>GENERAL FUND ACCOUNTS</b>										
SALARIES AND EXPENSES, CEMETERIAL EXPENSES, ARMY										
FUND RESOURCES:										
UNDISBURSED FUNDS	NO YEAR	21		1805	16,330,270.59	12,738,000.00	-----	12,666,142.30	-----	16,402,128.29
ACCOUNTS RECEIVABLE					-1,242.00	-----	-----	-----	-1,361.15	119.15
FUND EQUITIES:										
UNOBLIGATED BALANCE					-184,209.35	-----	-----	-----	671,979.06	-856,188.41
ACCOUNTS PAYABLE					-15,547,427.03	-----	-----	-----	-18,324.55	-15,529,102.48
UNDELIVERED ORDERS					-597,392.21	-----	-----	-----	-580,435.66	-16,956.55
SUBTOTAL					-----	12,738,000.00	-----	12,666,142.30	71,857.70	-----
TOTAL, CEMETERIAL EXPENSES, ARMY					-----	12,738,000.00	-----	12,666,142.30	71,857.70	-----

FOOTNOTES AT END OF CHAPTER



**APPROPRIATION, OUTLAYS, AND BALANCES - Continued**

Appropriation or Fund Account		Account Symbol			Balances beginning of fiscal year	Appropriations and other obligational authority <sup>1</sup>	Transfers borrowings and investments (net) <sup>2</sup>	Outlays (net)	Balances withdrawn and other transactions <sup>3</sup>	Balances end or fiscal year <sup>4</sup>
Title	Period of Availability	Dept Reg	Tr Fm	Account No.						
<b>DEPARTMENT OF DEFENSE - CIVIL-CONTINUED</b>										
<b>CORPS OF ENGINEERS - CIVIL</b>										
<b>GENERAL FUND ACCOUNTS</b>										
GENERAL INVESTIGATIONS, CORPS OF ENGINEERS, CIVIL										
FUND RESOURCES:										
UNDISBURSED FUNDS	NO YEAR	96		3121		\$94,565,022.49	\$182,570,000.00	\$168,579,267.09		\$108,555,755.40
ACCOUNTS RECEIVABLE						824,667.42			-\$244,686.29	1,069,353.71
UNFILLED CUSTOMER ORDERS						3,013,144.74			608,124.86	2,405,019.88
FUND EQUITIES:										
UNOBLIGATED BALANCE						-\$4,397,785.88			6,426,600.05	-\$60,824,385.93
ACCOUNTS PAYABLE						-\$18,533,310.89			1,027,461.31	-\$19,560,772.20
UNDELIVERED ORDERS						-\$25,471,737.88			6,173,232.98	-\$31,644,970.86
SUBTOTAL		96		3121		-\$0-	182,570,000.00	168,579,267.09	13,990,732.91	-\$0-
CONSTRUCTION, GENERAL, CORPS OF ENGINEERS, CIVIL										
FUND RESOURCES:										
UNDISBURSED FUNDS	NO YEAR	96		3122		605,358,277.87	1,227,859,308.41	965,179,301.18		868,038,285.10
ACCOUNTS RECEIVABLE						73,937,141.01			-\$21,077,900.77	95,015,041.78
UNFILLED CUSTOMER ORDERS						882,621,827.15			38,293,589.62	844,328,237.53
FUND EQUITIES:										
UNOBLIGATED BALANCE						-\$877,119,042.15			116,742,841.98	-\$993,861,884.13
ACCOUNTS PAYABLE						-\$139,095,099.33			18,222,295.87	-\$157,317,395.20
UNDELIVERED ORDERS						-\$545,703,104.55			110,499,180.53	-\$656,202,285.08
SUBTOTAL		96		3122		-\$0-	1,227,859,308.41	965,179,301.18	262,680,007.23	-\$0-
OPERATION AND MAINTENANCE, GENERAL, CORPS OF ENGINEERS, CIVIL										
FUND RESOURCES:										
UNDISBURSED FUNDS	1993-97 NO YEAR	96		3123		47,361,960.09 318,416,607.19	1,212,099,700.00	12,624,107.48 1,175,216,860.56		34,737,852.61 355,299,446.63
ACCOUNTS RECEIVABLE						20,311,487.08			2,290,348.93	18,021,138.15
UNFILLED CUSTOMER ORDERS						18,120,269.77			-\$1,667,373.93	19,787,643.70
FUND EQUITIES:										
UNOBLIGATED BALANCE						-\$109,334,750.15			-\$26,495,999.37	-\$82,838,750.78
ACCOUNTS PAYABLE						-\$193,164,562.59			40,799,678.27	-\$233,964,240.86
UNDELIVERED ORDERS						-\$101,711,011.39			9,332,078.06	-\$111,043,089.45
SUBTOTAL		96		3123		-\$0-	1,212,099,700.00	1,187,840,968.04	24,258,731.96	-\$0-
FLOOD CONTROL AND COASTAL EMERGENCIES, CORPS OF ENGINEERS, CIVIL										
FUND RESOURCES:										
UNDISBURSED FUNDS	1993-97 NO YEAR	96		3125		75,268,769.83 23,627,805.11	60,000,000.00 90,000,000.00	106,642,225.32 56,427,243.15		28,626,544.51 57,200,561.96
ACCOUNTS RECEIVABLE						41,311,950.52			4,782,113.84	36,529,836.68
UNFILLED CUSTOMER ORDERS						139,672,125.10			-\$1,403,238.90	141,075,364.00
FUND EQUITIES:										
UNOBLIGATED BALANCE						-\$179,127,475.00			-\$10,951,521.37	-\$168,175,953.63
ACCOUNTS PAYABLE						-\$6,630,677.46			5,861,804.24	-\$12,492,481.70
UNDELIVERED ORDERS						-\$94,122,498.10			-\$11,358,626.28	-\$82,763,871.82
SUBTOTAL		96		3125		-\$0-	150,000,000.00	163,069,468.47	-\$13,069,468.47	-\$0-
GENERAL EXPENSES, CORPS OF ENGINEERS, CIVIL										
FUND RESOURCES:										
UNDISBURSED FUNDS	NO YEAR	96		3124		39,842,103.85	148,500,000.00	143,067,985.96		45,254,117.89
ACCOUNTS RECEIVABLE						43,848.49			-\$87,253.96	131,102.45
UNFILLED CUSTOMER ORDERS						439,555.55			393,273.65	46,281.90
FUND EQUITIES:										
UNOBLIGATED BALANCE						-\$14,588,450.65			-\$4,489,125.32	-\$10,099,325.33
ACCOUNTS PAYABLE						-\$3,338,725.91			-\$50,385.76	-\$3,288,340.15
UNDELIVERED ORDERS						-\$22,398,331.33			9,645,505.43	-\$32,043,836.76
SUBTOTAL		96		3124		-\$0-	148,500,000.00	143,067,985.96	5,412,014.04	-\$0-
REGULATORY PROGRAM, CORPS OF ENGINEERS, CIVIL										
FUND RESOURCES:										
UNDISBURSED FUNDS	NO YEAR	96		3126		5,714,676.05	92,000,000.00	92,675,528.81		5,039,147.24
ACCOUNTS RECEIVABLE						76,444.87				5,619.38
FUND EQUITIES:										
UNOBLIGATED BALANCE						-\$1,304,261.00			-\$87,107.41	-\$1,217,153.59
ACCOUNTS PAYABLE						-\$2,087,748.55			-\$251,408.88	-\$1,836,339.67
UNDELIVERED ORDERS						-\$2,399,111.37			-\$407,838.01	-\$1,991,273.36
SUBTOTAL		96		3126		-\$0-	92,000,000.00	92,675,528.81	-\$675,528.81	-\$0-

**APPROPRIATION, OUTLAYS, AND BALANCES - Continued**

Appropriation or Fund Account		Account Symbol		Balances beginning of fiscal year	Appropriations and other obligational authority <sup>1</sup>	Transfers borrowings and investments (net) <sup>2</sup>	Outlays (net)	Balances withdrawn and other transactions <sup>3</sup>	Balances end or fiscal year <sup>4</sup>
Title	Period of Availability	Dept. Reg	Account No. Sub No.						
<b>FLOOD CONTROL, MISSISSIPPI RIVER AND TRIBUTARIES, CORPS OF ENGINEERS, CIVIL</b>									
<b>FUND RESOURCES:</b>									
UNDISBURSED FUNDS	NO YEAR	96	3112	126,693,616.77	348,875,000.00	-----	346,753,011.29	-----	128,815,605.48
ACCOUNTS RECEIVABLE				82,617.82	-----	-----	-----	-775,844.24	858,462.06
UNFILLED CUSTOMER ORDERS				4,626.06	-----	-----	-----	4,626.06	-----
<b>FUND EQUITIES:</b>									
UNOBLIGATED BALANCE				-10,873,911.68	-----	-----	-----	919,548.25	-11,793,459.93
ACCOUNTS PAYABLE				-37,771,278.55	-----	-----	-----	29,365,041.12	-67,136,319.67
UNDELIVERED ORDERS				-78,135,670.42	-----	-----	-----	-27,391,382.48	-50,744,287.94
<b>SUBTOTAL</b>		96	3112	<b>-0-</b>	<b>348,875,000.00</b>	<b>-----</b>	<b>346,753,011.29</b>	<b>2,121,988.71</b>	<b>-0-</b>
<b>SPECIAL FUND ACCOUNTS</b>									
<b>HYDRAULIC MINING IN CALIFORNIA, DEBRIS FUND</b>									
<b>FUND RESOURCES:</b>									
UNDISBURSED FUNDS	NO YEAR	96	5066	-----	48,000.00	-----	48,000.00	-----	-----
<b>MAINTENANCE AND OPERATION OF DAMS AND OTHER IMPROVEMENTS OF NAVIGABLE WATERS</b>									
<b>FUND RESOURCES:</b>									
UNDISBURSED FUNDS	NO YEAR	96	5125	5,348,758.43	12,093,372.61	-----	5,329,614.71	-----	12,112,516.33
<b>FUND EQUITIES:</b>									
UNOBLIGATED BALANCE				-5,326,159.24	-----	-----	-----	6,771,561.63	-12,097,720.87
ACCOUNTS PAYABLE				-22,599.19	-----	-----	-----	-7,803.73	-14,795.46
<b>SUBTOTAL</b>		96	5125	<b>-0-</b>	<b>12,093,372.61</b>	<b>-----</b>	<b>5,329,614.71</b>	<b>6,763,757.90</b>	<b>-0-</b>
<b>PAYMENTS TO STATES, FLOOD CONTROL ACT OF 1954</b>									
<b>FUND RESOURCES:</b>									
UNDISBURSED FUNDS	NO YEAR	96	5090	5,124,521.05	5,262,237.87	-----	5,124,521.05	-----	5,262,237.87
<b>FUND EQUITIES:</b>									
UNOBLIGATED BALANCE				-5,124,521.05	-----	-----	-----	137,716.82	-5,262,237.87
<b>SUBTOTAL</b>		96	5090	<b>-0-</b>	<b>5,262,237.87</b>	<b>-----</b>	<b>5,124,521.05</b>	<b>137,716.82</b>	<b>-0-</b>
<b>INTRAGOVERNMENTAL FUNDS</b>									
<b>REVOLVING FUND, CORPS OF ENGINEERS, CIVIL</b>									
<b>FUND RESOURCES:</b>									
UNDISBURSED FUNDS	NO YEAR	96	4902	376,607,282.00	-----	-----	-118,382,782.31	-----	494,990,064.31
ACCOUNTS RECEIVABLE				165,116,994.90	-----	-----	-----	-7,027,648.69	172,144,643.59
UNFILLED CUSTOMER ORDERS				273,524,382.52	-----	-----	-----	-86,549,646.17	360,074,028.69
<b>FUND EQUITIES:</b>									
UNOBLIGATED BALANCE				-162,877,521.58	-----	-----	-----	-106,331,541.39	-56,545,980.19
ACCOUNTS PAYABLE				-476,647,323.74	-----	-----	-----	108,217,314.50	-584,864,638.24
UNDELIVERED ORDERS				-175,723,814.10	-----	-----	-----	210,074,304.06	-385,798,118.16
<b>SUBTOTAL</b>		96	4902	<b>-0-</b>	<b>-----</b>	<b>-----</b>	<b>-118,382,782.31</b>	<b>118,382,782.31</b>	<b>-0-</b>
<b>CONSOLIDATED WORKING FUND, CORPS OF ENGINEERS, CIVIL</b>									
<b>FUND RESOURCES:</b>									
UNDISBURSED FUNDS	NO YEAR	96	3930	19,321,243.69	-----	-----	1,341,822.61	-----	17,979,421.08
ACCOUNTS RECEIVABLE				-----	-----	-----	-----	-10,621.30	10,621.30
<b>FUND EQUITIES:</b>									
UNOBLIGATED BALANCE				-374,623.84	-----	-----	-----	4,246,515.58	-4,621,139.42
ACCOUNTS PAYABLE				-----	-----	-----	-----	104,649.14	-104,649.14
UNDELIVERED ORDERS				-18,946,619.85	-----	-----	-----	-5,682,366.03	-13,264,253.82
<b>SUBTOTAL</b>		96	3930	<b>-0-</b>	<b>-----</b>	<b>-----</b>	<b>1,341,822.61</b>	<b>-1,341,822.61</b>	<b>-0-</b>
<b>TRUST FUND ACCOUNTS</b>									
<b>COASTAL WETLANDS RESTORATION TRUST FUND</b>									
<b>FUND RESOURCES:</b>									
UNDISBURSED FUNDS	NO YEAR	96	8333	316,658.45	9,360,000.00	-----	9,529,798.01	-----	146,860.44
ACCOUNTS RECEIVABLE				34.00	-----	-----	-----	34.00	-----
<b>FUND EQUITIES:</b>									
UNOBLIGATED BALANCE				4,506,460.38	-----	-----	-----	-8,388,365.82	912,894,826.20
ACCOUNTS PAYABLE				-131,730.79	-----	-----	-----	3,695,973.19	-3,827,703.98
UNDELIVERED ORDERS				-4,691,422.04	-----	-----	-----	4,522,560.62	-9,213,982.66
<b>SUBTOTAL</b>		96	8333	<b>-0-</b>	<b>9,360,000.00</b>	<b>-----</b>	<b>9,529,798.01</b>	<b>-169,798.01</b>	<b>-0-</b>

FOOTNOTES AT END OF CHAPTER

APPROPRIATION, OUTLAYS, AND BALANCES - Continued

Appropriation of Fund Account		Account Symbol			Balances beginning of fiscal year	Appropriations and other obligational authority <sup>1</sup>	Transfers borrowings and investments (net) <sup>2</sup>	Outlays (net)	Balances withdrawn and other transactions <sup>3</sup>	Balances end or fiscal year <sup>4</sup>
Title	Period of Availability	Dept Reg	Account No	Sub No						
<b>DEPARTMENT OF DEFENSE - CIVIL-CONTINUED</b>										
<b>CORPS OF ENGINEERS - CIVIL-CONTINUED</b>										
<b>TRUST FUND ACCOUNTS-CONTINUED</b>										
INLAND WATERWAYS TRUST FUND										
FUND RESOURCES										
UNDISBURSED FUNDS	NO YEAR	20	8861		2,065.51	96,604,239.29	-96,604,091.94			2,212.86
TRANSFER TO:										
CORPS OF ENGINEERS	NO YEAR	96	20	8861	684,547.88		75,696,691.59	76,413,793.98		32,554.51
UNREALIZED DISCOUNT ON INVESTMENTS					-3,463,304.61		-3,202,599.65			-6,665,904.26
INVESTMENTS IN PUBLIC DEBT SECURITIES					196,867,000.00		24,110,000.00			220,977,000.00
ACCOUNTS RECEIVABLE					\$35,983.90				\$17,418.05	\$18,565.85
FUND EQUITIES									17,693,992.10	189,219,763.91
UNOBLIGATED BALANCE					-171,525,771.81				-697,063.43	-5,715,109.31
ACCOUNTS PAYABLE					-6,412,172.74				3,176,098.59	-19,364,446.72
UNDELIVERED ORDERS					-16,188,348.13				20,190,445.31	-0-
SUBTOTAL		20		8861	-0-	96,604,239.29		76,413,793.98		-0-
RIVERS AND HARBORS CONTRIBUTED AND ADVANCE FUNDS, CORPS OF ENGINEERS, CIVIL										
FUND RESOURCES										
UNDISBURSED FUNDS	NO YEAR	96		8862	134,726,648.44	138,563,044.77		140,028,178.23		133,261,514.98
ACCOUNTS RECEIVABLE					52,492.01				49,887.31	2,604.70
FUND EQUITIES									13,488,606.44	-80,218,755.45
UNOBLIGATED BALANCE					-66,730,149.01				-1,586,932.59	-13,054,738.88
ACCOUNTS PAYABLE					-14,641,671.47				-13,416,694.62	-39,990,625.35
UNDELIVERED ORDERS					-53,407,319.97				-1,465,133.46	-0-
SUBTOTAL		96		8862	-0-	138,563,044.77		140,028,178.23		-0-
HARBOR MAINTENANCE TRUST FUND										
FUND RESOURCES										
UNDISBURSED FUNDS	NO YEAR	20		8863	4,232.15	625,704,687.85	-625,712,905.51	-270,000.00		266,014.49
TRANSFER TO:										
CORPS OF ENGINEERS	NO YEAR	96	20	8863			476,890,300.00	476,890,300.00		-25,195,975.04
UNREALIZED DISCOUNT ON INVESTMENTS					-10,148,580.55		-15,047,394.49			476,315,000.00
INVESTMENTS IN PUBLIC DEBT SECURITIES					312,445,000.00		163,870,000.00			
FUND EQUITIES									149,084,387.85	-451,385,039.45
UNOBLIGATED BALANCE					-302,300,651.60				149,084,387.85	-0-
SUBTOTAL		20		8863	-0-	625,704,687.85		476,620,300.00		-0-
OIL SPILL RESEARCH, CORPS OF ENGINEERS, CIVIL										
FUND RESOURCES:										
UNDISBURSED FUNDS	NO YEAR	96		8868		350,000.00		52,540.90		297,459.10
FUND EQUITIES:									115,251.78	-115,251.78
ACCOUNTS PAYABLE									182,207.32	-182,207.32
UNDELIVERED ORDERS									297,459.10	-0-
SUBTOTAL		96		8868	-0-	350,000.00		52,540.90		-0-
<b>DEDUCTIONS FOR OFFSETTING RECEIPTS</b>										
PROPRIETARY RECEIPTS FROM THE PUBLIC										
						-180,236,438.28		-180,236,438.28		
TOTAL, CORPS OF ENGINEERS - CIVIL										
						4,069,653,152.52		3,483,054,879.74	586,598,272.78	
<b>MILITARY RETIREMENT</b>										
<b>GENERAL FUND ACCOUNTS</b>										
PAYMENTS TO MILITARY RETIREMENT FUND, DEFENSE										
FUND RESOURCES:										
UNDISBURSED FUNDS	1994	97		0040		11,908,000,000.00		11,908,000,000.00		

**APPROPRIATION, OUTLAYS, AND BALANCES - Continued**

Appropriation or Fund Account Title	Period of Availability	Account Symbol			Balances beginning of fiscal year	Appropriations and other obligational authority <sup>1</sup>	Transfers borrowings and investments (net) <sup>2</sup>	Outlays (net)	Balances withdrawn and other transactions <sup>3</sup>	Balances end or fiscal year <sup>4</sup>
		Dept. Reg	Tr Fm	Account No.						
<b>TRUST FUND ACCOUNTS</b>										
DEPARTMENT OF DEFENSE MILITARY RETIREMENT FUND										
FUND RESOURCES:										
UNDISBURSED FUNDS	NO YEAR	97		8097	30,836,039.30	34,859,838,876.29	-8,155,835,768.77	26,717,399,424.21	-----	17,439,722.61
UNAMORTIZED PREMIUM AND DISCOUNT					<sup>83</sup> 15,108,271,569.49	-----	-521,279,231.23	-----	-----	14,586,992,338.26
INVESTMENTS IN PUBLIC DEBT SECURITIES					96,689,984,000.00	-----	8,677,115,000.00	-----	-----	105,367,099,000.00
ACCOUNTS RECEIVABLE					36,574,044.09	-----	-----	-----	4,034,474.44	32,539,569.65
FUND EQUITIES:										
UNOBLIGATED BALANCE					<sup>83</sup> -109,648,990,039.16	-----	-----	-----	8,055,477,566.61	<sup>83</sup> -117,704,467,605.77
ACCOUNTS PAYABLE					-2,216,675,613.72	-----	-----	-----	82,927,411.03	-2,299,603,024.75
<b>SUBTOTAL</b>	97			8097	-0-	34,859,838,876.29	-----	26,717,399,424.21	8,142,439,452.08	-0-
<b>DEDUCTIONS FOR OFFSETTING RECEIPTS</b>										
INTRABUDGETARY TRANSACTIONS					-----	-11,908,000,000.00	-----	-11,908,000,000.00	-----	-----
<b>TOTAL, MILITARY RETIREMENT</b>					-----	34,859,838,876.29	-----	26,717,399,424.21	8,142,439,452.08	-----
<b>EDUCATION BENEFITS</b>										
<b>TRUST FUND ACCOUNTS</b>										
DEPARTMENT OF DEFENSE, EDUCATION BENEFITS FUND										
FUND RESOURCES:										
UNDISBURSED FUNDS	NO YEAR	97		8098	1,974.05	118,084,564.78	88,734,309.05	206,816,847.23	-----	4,000.65
UNAMORTIZED PREMIUM AND DISCOUNT					<sup>83</sup> 31,961,610.24	-----	-1,648,309.05	-----	-----	30,313,301.19
INVESTMENTS IN PUBLIC DEBT SECURITIES					544,291,000.00	-----	-87,086,000.00	-----	-----	457,205,000.00
ACCOUNTS RECEIVABLE					2,918,488.61	-----	-----	-----	2,918,488.61	-----
FUND EQUITIES:										
UNOBLIGATED BALANCE					<sup>83</sup> -579,173,072.90	-----	-----	-----	-91,650,771.06	-487,522,301.84
<b>SUBTOTAL</b>	97			8098	-0-	118,084,564.78	-----	206,816,847.23	-88,732,282.45	-0-
<b>DEDUCTIONS FOR OFFSETTING RECEIPTS</b>										
INTRABUDGETARY TRANSACTIONS					-----	-69,911,084.00	-----	-69,911,084.00	-----	-----
<b>TOTAL, EDUCATION BENEFITS</b>					-----	48,173,480.78	-----	136,905,763.23	-88,732,282.45	-----
<b>ARMED SERVICES RETIREMENT HOME</b>										
<b>ARMED FORCES RETIREMENT HOME</b>										
<b>TRUST FUND ACCOUNTS</b>										
U.S. NAVAL HOME CAPITAL PROGRAM										
FUND RESOURCES:										
UNDISBURSED FUNDS	NO YEAR	84		8331	-----	-----	-----	871.69	-----	<sup>8</sup> -871.69
ACCOUNTS RECEIVABLE					-----	-----	-----	-----	-327,078.24	327,078.24
FUND EQUITIES:										
UNOBLIGATED BALANCE					-----	-----	-----	-----	63,000.00	-63,000.00
ACCOUNTS PAYABLE					-----	-----	-----	-----	1,394.82	-1,394.82
UNDELIVERED ORDERS					-----	-----	-----	-----	261,811.73	-261,811.73
<b>SUBTOTAL</b>	84			8331	-0-	-----	-----	871.69	-871.69	-0-
U.S. NAVAL HOME OPERATION AND MAINTENANCE										
FUND RESOURCES:										
UNDISBURSED FUNDS	1994	84		8332	-----	-----	-----	-31.54	-----	31.54
	1993				-588,394.20	-----	-----	-588,446.10	-----	51.90
	1992-93				-58,113.05	-----	-----	-58,116.25	-----	3.20
ACCOUNTS RECEIVABLE					646,507.25	-----	-----	-----	-425,466.08	1,071,973.33
FUND EQUITIES:										
UNOBLIGATED BALANCE					-----	-----	-----	-----	113,112.60	-113,112.60
ACCOUNTS PAYABLE					-----	-----	-----	-----	687,642.74	-687,642.74
UNDELIVERED ORDERS					-----	-----	-----	-----	271,304.63	-271,304.63
<b>SUBTOTAL</b>	84			8332	-0-	-----	-----	-646,593.89	646,593.89	-0-

FOOTNOTES AT END OF CHAPTER

APPROPRIATION, OUTLAYS, AND BALANCES - Continued

Appropriation or Fund Account		Account Symbol			Balances beginning of fiscal year	Appropriations and other obligational authority <sup>1</sup>	Transfers borrowings and investments (net) <sup>2</sup>	Outlays (net)	Balances withdrawn and other transactions <sup>3</sup>	Balances end or fiscal year <sup>4</sup>
Title	Period of Availability	Dept. Reg	Fm	Account No						
<b>DEPARTMENT OF DEFENSE - CIVIL-CONTINUED</b>										
<b>ARMED SERVICES RETIREMENT HOME-CONTINUED</b>										
<b>ARMED FORCES RETIREMENT HOME-CONTINUED</b>										
<b>TRUST FUND ACCOUNTS-CONTINUED</b>										
U.S. NAVAL HOME TRUST FUND										
FUND RESOURCES:										
UNDISBURSED FUNDS	NO YEAR	84		8334	5,180,598.18	20,976,910.70	-9,998,178.24	13,282,560.58	-----	2,876,770.06
UNREALIZED DISCOUNT ON INVESTMENTS					-191,829.01	-----	-46,821.76	-----	-----	-238,650.77
INVESTMENTS IN PUBLIC DEBT SECURITIES					22,060,000.00	-----	10,045,000.00	-----	-----	32,105,000.00
ACCOUNTS RECEIVABLE					2,348.20	-----	-----	-----	2,348.20	-----
FUND EQUITIES:										
UNOBLIGATED BALANCE					-22,076,432.02	-----	-----	-----	12,666,687.27	-34,743,119.29
ACCOUNTS PAYABLE					-3,540,887.47	-----	-----	-----	-3,540,887.47	-----
UNDELIVERED ORDERS					-1,433,797.88	-----	-----	-----	-1,433,797.88	-----
SUBTOTAL		84		8334	-0-	20,976,910.70	-----	13,282,560.58	7,694,350.12	-0-
SOLDIERS' AND AIRMEN'S HOME REVOLVING FUND										
FUND RESOURCES:										
UNDISBURSED FUNDS	NO YEAR	84		8463	1,674,317.56	-----	-----	185,272.63	-----	1,489,044.93
FUND EQUITIES:										
UNOBLIGATED BALANCE					-540,835.64	-----	-----	-----	173,610.35	-714,445.99
ACCOUNTS PAYABLE					-364,728.81	-----	-----	-----	180,127.42	-544,856.23
UNDELIVERED ORDERS					-768,753.11	-----	-----	-----	-539,010.40	-229,742.71
SUBTOTAL		84		8463	-0-	-----	-----	185,272.63	-185,272.63	-0-
U.S. SOLDIERS' AND AIRMEN'S TRUST FUND										
FUND RESOURCES:										
UNDISBURSED FUNDS	NO YEAR	84		8929	\$1,568,334.64	\$39,111,960.99	\$16,317,019.15	\$54,047,062.78	-----	\$2,950,252.00
UNREALIZED DISCOUNT ON INVESTMENTS					-351,939.82	-----	224,980.85	-----	-----	-126,958.97
INVESTMENTS IN PUBLIC DEBT SECURITIES					136,883,000.00	-----	-16,542,000.00	-----	-----	120,341,000.00
ACCOUNTS RECEIVABLE					-33,322.57	-----	-----	-----	-33,308.71	-13.86
FUND EQUITIES:										
UNOBLIGATED BALANCE					-128,774,631.96	-----	-----	-----	-9,377,548.17	<sup>67</sup> -119,397,083.79
ACCOUNTS PAYABLE					-1,482,246.99	-----	-----	-----	529,069.00	-2,011,315.99
UNDELIVERED ORDERS					-7,809,193.30	-----	-----	-----	-6,053,313.91	-1,755,879.39
SUBTOTAL		84		8929	-0-	39,111,960.99	-----	54,047,062.78	-14,935,101.79	-0-
OPERATION AND MAINTENANCE, UNITED STATES SOLDIERS' AND AIRMEN'S HOME										
FUND RESOURCES:										
UNDISBURSED FUNDS	1994	84		8931	-----	-----	-----	13.86	-----	<sup>4</sup> -13.86
	1993				-227.69	-----	-----	-227.69	-----	-----
ACCOUNTS RECEIVABLE					227.69	-----	-----	-----	213.83	13.86
SUBTOTAL		84		8931	-0-	-----	-----	-213.83	213.83	-0-
CAPITAL OUTLAY, UNITED STATES SOLDIERS' AND AIRMEN'S HOME										
FUND RESOURCES:										
UNDISBURSED FUNDS	NO YEAR	84		8932	-33,094.88	-----	-----	-33,094.88	-----	-----
ACCOUNTS RECEIVABLE					33,094.88	-----	-----	-----	33,094.88	-----
SUBTOTAL		84		8932	-0-	-----	-----	-33,094.88	33,094.88	-0-
<b>DEDUCTIONS FOR OFFSETTING RECEIPTS</b>										
PROPRIETARY RECEIPTS FROM THE PUBLIC										
					-----	-9,212,761.09	-----	-9,212,761.09	-----	-----
TOTAL, ARMED FORCES RETIREMENT HOME										
					-----	50,876,110.60	-----	57,623,103.99	-6,746,993.39	-----
TOTAL, ARMED SERVICES RETIREMENT HOME										
					-----	50,876,110.60	-----	57,623,103.99	-6,746,993.39	-----

**APPROPRIATION, OUTLAYS, AND BALANCES - Continued**

Appropriation or Fund Account Title	Period of Availability	Account Symbol			Balances beginning of fiscal year	Appropriations and other obligational authority <sup>1</sup>	Transfers borrowings and investments (net) <sup>2</sup>	Outlays (net)	Balances withdrawn and other transactions <sup>3</sup>	Balances end or fiscal year <sup>4</sup>
		Dept Reg	Tr Fm	Account No.						
<b>FOREST AND WILDLIFE CONSERVATION, MILITARY RESERVATIONS</b>										
<b>SPECIAL FUND ACCOUNTS</b>										
WILDLIFE CONSERVATION, ETC., MILITARY RESERVATIONS, ARMY										
FUND RESOURCES:										
UNDISBURSED FUNDS	NO YEAR	21		5095	2,029,778.85	1,448,666.45	-----	1,231,421.07	-----	2,247,024.23
ACCOUNTS RECEIVABLE					1,344.00	-----	-----	-292.00	-----	1,636.00
FUND EQUITIES:										
UNOBLIGATED BALANCE					-1,571,159.29	-----	-----	227,775.85	-----	-1,798,935.14
ACCOUNTS PAYABLE					-61,773.62	-----	-----	-34,061.87	-----	-27,711.75
UNDELIVERED ORDERS					-398,189.94	-----	-----	23,823.40	-----	-422,013.34
SUBTOTAL		21		5095	-0-	1,448,666.45	-----	1,231,421.07	-----	-0-
WILDLIFE CONSERVATION, ETC., MILITARY RESERVATIONS, AIR FORCE										
FUND RESOURCES:										
UNDISBURSED FUNDS	NO YEAR	57		5095	507,002.46	256,143.00	-----	321,269.17	-----	441,876.29
ACCOUNTS RECEIVABLE					110.00	-----	-----	110.00	-----	-----
FUND EQUITIES:										
UNOBLIGATED BALANCE					-408,017.22	-----	-----	-43,992.24	-----	-364,024.98
UNDELIVERED ORDERS					-99,095.24	-----	-----	-21,243.93	-----	-77,851.31
SUBTOTAL		57		5095	-0-	256,143.00	-----	321,269.17	-----	-0-
WILDLIFE CONSERVATION, ETC., MILITARY RESERVATIONS, NAVY										
FUND RESOURCES:										
UNDISBURSED FUNDS	NO YEAR	17		5095	529,182.68	231,342.24	-----	148,883.33	-----	611,641.59
FUND EQUITIES:										
UNOBLIGATED BALANCE					-303,665.60	-----	-----	14,083.38	-----	-317,748.98
ACCOUNTS PAYABLE					-225,517.08	-----	-----	68,375.53	-----	-293,892.61
SUBTOTAL		17		5095	-0-	231,342.24	-----	148,883.33	-----	-0-
DEPARTMENT OF DEFENSE, FOREST PRODUCTS PROGRAM, ARMY										
FUND RESOURCES:										
UNDISBURSED FUNDS	NO YEAR	21		5285	1,543,299.13	100,687.56	-----	-332,964.41	-----	1,976,951.10
FUND EQUITIES:										
UNOBLIGATED BALANCE					-1,543,299.13	-----	-----	100,687.56	-----	-1,643,966.69
ACCOUNTS PAYABLE					-0-	-----	-----	332,964.41	-----	-332,964.41
SUBTOTAL		21		5285	-0-	100,687.56	-----	-332,964.41	-----	-0-
<b>DEDUCTIONS FOR OFFSETTING RECEIPTS</b>										
PROPRIETARY RECEIPTS FROM THE PUBLIC										
					-----	-2,036,839.25	-----	-2,036,839.25	-----	-----
TOTAL, FOREST AND WILDLIFE CONSERVATION, MILITARY RESERVATIONS										
					-----	-----	-----	-668,230.09	-----	668,230.09
TOTAL, DEPARTMENT OF DEFENSE - CIVIL										
					-----	39,041,279,620.19	-----	30,406,981,083.38	-----	8,634,298,536.81
TOTAL, DEPARTMENT OF DEFENSE										
					-----	288,210,859,620.37	-49,116,876.19	299,041,740,938.81	-10,879,998,194.63	-----

FOOTNOTES

- 1 The amounts in this column, unless otherwise footnoted, represent appropriations, increases and rescissions in borrowing authority or new contract authority. Appropriation accounts with appropriation transfer activity are presented in Table 1 (Appropriations and Appropriation Transfers) at the end of the chapter.
- 2 The amounts in this column, unless otherwise footnoted, represent transfers other than appropriation transfers, borrowings (gross), investments (net), unrealized discounts or agent cashier funds.
- 3 The amounts in this column, unless otherwise footnoted, represent obligated balances canceled for fiscal year 1989 pursuant to 31 U.S.C. 1553, changes in unfilled customer orders, accounts receivable, accounts payable, undelivered orders, unobligated balances and adjustments to borrowing and contract authority.
- 4 Unobligated balances for no-year or unexpired multiple year accounts are available for obligation; unobligated balances for expired fiscal year accounts are not available for obligation.
- 5 Includes \$6,316.00 which represents payments for obligations of a closed account.
- 6 Represents new contract authority.
- 7 Includes \$3,488.93 which represents payments for obligations of a closed account.
- 8 Subject to disposition by the administrative agency.
- 9 Includes \$42,230,349.29 which is subject to disposition by the administrative agency.
- 10 Includes \$200.00 which represents payments for obligations of a closed account.
- 11 Includes \$59.61 which represents payments for obligations of a closed account.
- 12 Includes \$81,995.73 which represents payments for obligations of a closed account.
- 13 Includes \$10,930.19 which represents payments for obligations of a closed account.
- 14 Includes \$20,981.91 which represents payments for obligations of a closed account.
- 15 Includes \$1,494,919.66 which represents payments for obligations of a closed account.
- 16 Includes \$5,056,116.97 which represents payments for obligations of a closed account.
- 17 Includes \$151,959.07 which represents payments for obligations of a closed account.
- 18 Includes \$215,151.03 which represents payments for obligations of a closed account.
- 19 Includes \$12,500.00 which represents payments for obligations of a closed account.
- 20 Includes \$15,664.20 which represents payments for obligations of a closed account.
- 21 Includes \$27,127.57 which represents payments for obligations of a closed account.
- 22 Includes \$1,720,333.15 which represents payments for obligations of a closed account.
- 23 Includes \$618,842.07 which represents payments for obligations of a closed account.
- 24 Includes \$518,033.18 which represents payments for obligations of a closed account.
- 25 Includes \$1,302,469.48 which represents payments for obligations of a closed account.
- 26 Includes \$54,574.98 which represents payments for obligations of a closed account.
- 27 Includes \$255.00 which represents payments for obligations of a closed account.
- 28 Includes \$30,555.16 which represents payments for obligations of a closed account.
- 29 Includes \$449.19 which represents payments for obligations of a closed account.
- 30 Includes \$22,559.46 which represents payments for obligations of a closed account.
- 31 Represents a reappropriation pursuant to 107 STAT 1465, "Summer Olympics".

---

**APPROPRIATION, OUTLAYS, AND BALANCES—Continued**

---

**FOOTNOTES**

---

- 32 Represents unobligated balances withdrawn and subsequently reappropriated in fiscal year 1994. See footnote 31.
- 33 Represents a reappropriation pursuant to 107 STAT 1459, "Claims, Mount Pinatubo".
- 34 Represents unobligated balances withdrawn and subsequently reappropriated in fiscal year 1994. See footnote 33.
- 35 Includes \$2,377,730.000 which is a reappropriation pursuant to 107 STAT 1465, "World University Games".
- 36 Represents a reappropriation pursuant to 107 STAT 1465, "World University Games".
- 37 Represents unobligated balances withdrawn and subsequently reappropriated in fiscal year 1994. See footnote 35.
- 38 Represents unobligated balances withdrawn and subsequently reappropriated in fiscal year 1994. See footnote 36.
- 39 Includes \$163,982.00 which is a reappropriation pursuant to 107 STAT 1465, "World Cup USA".
- 40 Represents unobligated balances withdrawn and subsequently reappropriated in fiscal year 1994. See footnote 39.
- 41 Includes \$2,171.46 which represents payments for obligations of a closed account.
- 42 Includes \$2,992,746.79 which represents payments for obligations of a closed account.
- 43 Includes \$1,494.00 which represents payments for obligations of a closed account.
- 44 Includes \$11,168.88 which represents payments for obligations of a closed account.
- 45 Includes \$5,234.55 which represents payments for obligations of a closed account.
- 46 Includes \$328,288.32 which represents payments for obligations of a closed account.
- 47 Includes \$251,412.80 which represents payments for obligations of a closed account.
- 48 Includes \$6,888,575.71 which represents payments for obligations of a closed account.
- 49 Includes \$574,528.00 which represents payments for obligations of a closed account.
- 50 Includes \$126,693.00 which represents payments for obligations of a closed account.
- 51 Includes \$12,699.01 which represents payments for obligations of a closed account.
- 52 Includes \$2,033,472.49 which represents payments for obligations of a closed account.
- 53 Includes \$1,427,807.10 which represents payments for obligations of a closed account.
- 54 Includes \$286,435.44 which represents payments for obligations of a closed account.
- 55 Includes \$3,329,745.18 which represents payments for obligations of a closed account.
- 56 Includes \$97,280.15 which represents payments for obligations of a closed account.
- 57 Includes \$893.63 which represents payments for obligations of a closed account.
- 58 Includes \$1,347,552.23 which represents payments for obligations of a closed account.
- 59 Includes \$45,475.86 which represents payments for obligations of a closed account.
- 60 Includes \$159,847.89 which represents payments for obligations of a closed account.
- 61 Includes \$23,588,225.85 which represents payments for obligations of a closed account.
- 62 Includes \$39,790,542.54 which represents payments for obligations of a closed account.
- 63 Includes \$25,207,429.52 which represents payments for obligations of a closed account.



FOOTNOTES

- 64 Includes \$5,442,000.00 which represents payments for obligations of a closed account.
- 65 Includes \$14,185.95 which represents payments for obligations of a closed account.
- 66 Includes \$82,761.78 which represents payments for obligations of a closed account.
- 67 Includes \$910,469.14 which represents payments for obligations of a closed account.
- 68 Includes \$703,675.44 which represents payments for obligations of a closed account.
- 69 Includes \$9,396.00 which represents payments for obligations of a closed account.
- 70 Includes \$246,171.66 which represents payments for obligations of a closed account.
- 71 Includes \$168,018.32 which represents payments for obligations of a closed account.
- 72 Includes \$898,629.20 which represents payments for obligations of a closed account.
- 73 Includes \$256,526.52 which represents payments for obligations of a closed account.
- 74 Includes \$2,556,041.09 which represents payments for obligations of a closed account.
- 75 Includes \$865,355.26 which represents payments for obligations of a closed account.
- 76 Includes \$1,133,212.02 which represents payments for obligations of a closed account.
- 77 Includes \$15,032.43 which represents payments for obligations of a closed account.
- 78 Includes \$320,930.43 which represents payments for obligations of a closed account.
- 79 Includes \$2,272,255.44 which represents payments for obligations of a closed account.
- 80 Includes \$2,268,170.51 which represents payments for obligations of a closed account.
- 81 Includes \$208,546.73 which represents payments for obligations of a closed account.
- 82 Includes \$1,621.94 which represents payments for obligations of a closed account.
- 83 The opening balances of the following accounts have been adjusted during the current fiscal year and do not agree with last year's closing balances:
- | <u>Account</u>                           | <u>Amount</u>  |
|--|----------------|
| 17X8733-Unrealized Discount              | -\$181.25      |
| Unobligated Balance                      | 181.25         |
| 213/72050                                | 168,020.83     |
| 212/62050                                | 83,186.43      |
| 219/32050                                | 6,583.11       |
| 218/22050                                | -19,142.71     |
| 217/12050                                | -23,179.01     |
| 215/92050                                | 65,000.96      |
| Unobligated Balance                      | -280,469.61    |
| 97X8097-Unamortized Premium and Discount | -84,272,895.72 |
| Unobligated Balance                      | 84,272,895.72  |
| 97X8098-Unamortized Premium and Discount | -5,166,939.95  |
| Unobligated Balance                      | 5,166,939.95   |
- 84 Includes \$80,519.62 which represents payments for obligations of a closed account.
- 85 Includes \$608.60 which represents payments for obligations of a closed account.
- 86 Includes \$17,992.50 which represents payments for obligations of a closed account.

---

---

**APPROPRIATION, OUTLAYS, AND BALANCES—Continued**

---

---

**FOOTNOTES**

---

- 87 Includes \$11,139.52 which represents payments for obligations of a closed account.
- 88 Includes \$97,211.62 which represents payments for obligations of a closed account.
- 89 Includes \$283,395.21 which represents payments for obligations of a closed account.
- 90 Includes \$6,910.00 which represents payments for obligations of a closed account.
- 91 Includes \$18,436.64 which represents payments for obligations of a closed account.
- 92 Includes \$7,179,698,288.48 which is covered by unfunded contract authority.
- 93 Includes \$3,123,884.56 which is covered by investments.
- 94 Includes \$5,800,504.11 which is covered by investments.
- 95 Includes \$25,093,544.69 which is covered by investments.
- 96 Includes \$2,249,623,732.49 which is covered by investments.
- 97 Includes \$816,957.24 which is covered by investments.

FOOTNOTES

TABLE 1-APPROPRIATIONS AND APPROPRIATION TRANSFERS-DEFENSE

ACCOUNT SYMBOL	NET APPROPRIATIONS AND APPROPRIATION TRANSFERS	APPROPRIATION AMOUNT	NET APPROPRIATION TRANSFERS	ACCOUNTS INVOLVED	AMOUNT FROM OR TO (-)	CITATIONS OF LAW
1790703	-\$238,000.00	\$0.00	-\$238,000.00	97X0803	-\$238,000.00	100 STAT. 3341-293
1700703	-559,000.00	0.00	-559,000.00	97X0803	-559,000.00	100 STAT. 3341-293
1710703	-456,000.00	0.00	-456,000.00	97X0803	-456,000.00	100 STAT. 3341-293
1720703	-43,000.00	0.00	-43,000.00	97X0803	-43,000.00	100 STAT. 3341-293
1730703	-3,000,000.00	0.00	-3,000,000.00	97X0803	-3,000,000.00	100 STAT. 3341-293
1740703	774,055,000.00	772,055,000.00	2,000,000.00	97X0803	2,000,000.00	100 STAT. 3341-293
174/80703	371,208,000.00	370,208,000.00	1,000,000.00	97X0803	1,000,000.00	100 STAT. 3341-293
1741105	5,753,017,000.00	5,772,317,000.00	-19,300,000.00	1741106	-19,300,000.00	107 STAT. 1438
1731106	14,300,000.00	0.00	14,300,000.00	97X0801	14,300,000.00	92 STAT. 1236
1741106	1,905,393,000.00	1,857,699,000.00	47,694,000.00	1741105	19,300,000.00	107 STAT. 1438
				9740105	8,794,000.00	107 STAT. 1436
				97X0801	19,600,000.00	92 STAT. 1236
1741107	91,402,000.00	83,130,000.00	8,272,000.00	1741108	6,000,000.00	107 STAT. 1438
				9740105	2,272,000.00	107 STAT. 1436
1741108	346,815,000.00	350,890,000.00	-4,075,000.00	1741107	-6,000,000.00	107 STAT. 1438
				9740105	1,925,000.00	107 STAT. 1436
174/61109	442,916,000.00	440,216,000.00	2,700,000.00	9740105	2,700,000.00	107 STAT. 1436
174/81205	667,904,000.00	667,404,000.00	500,000.00	97X0803	500,000.00	100 STAT. 3341-293
173/41319	-44,883,000.00	0.00	-44,883,000.00	1741611	-46,395,000.00	107 STAT. 1466
				573/53020	7,000,000.00	106 STAT. 1901
				97X0134	-25,280,000.00	106 STAT. 1928
				973/40400	19,792,000.00	106 STAT. 1901
174/51319	8,252,293,000.00	8,313,486,000.00	-61,193,000.00	1741804	-63,100,000.00	107 STAT. 1438
				9740105	1,907,000.00	107 STAT. 1436
1741405	1,593,743,000.00	1,555,800,000.00	37,943,000.00	1741806	7,000,000.00	107 STAT. 1438
				9740105	3,643,000.00	107 STAT. 1436
				974/60350	27,300,000.00	107 STAT. 1438
1741453	18,547,450,000.00	18,350,350,000.00	197,100,000.00	174/61506	187,962,000.00	107 STAT. 1438
				174/61507	9,138,000.00	107 STAT. 1438
172/41506	-69,900,000.00	0.00	-69,900,000.00	1741611	-65,600,000.00	107 STAT. 1466
				97X4930	-4,300,000.00	105 STAT. 1171
173/51506	-45,700,000.00	0.00	-45,700,000.00	174/51611	-45,700,000.00	107 STAT. 1466
174/61506	5,505,809,000.00	5,684,420,000.00	-178,611,000.00	1741453	-187,962,000.00	107 STAT. 1438
				9740105	9,351,000.00	107 STAT. 1436
172/41507	-51,000,000.00	-15,000,000.00	-36,000,000.00	1741611	-36,000,000.00	107 STAT. 1466
173/51507	-169,700,000.00	-7,500,000.00	-162,200,000.00	174/51611	-105,800,000.00	107 STAT. 1466
				97X0134	-56,400,000.00	106 STAT. 1928
174/61507	2,961,620,000.00	2,979,820,000.00	-18,200,000.00	1741453	-9,138,000.00	107 STAT. 1438
				1741804	-9,062,000.00	107 STAT. 1438
172/51611	-27,000,000.00	0.00	-27,000,000.00	174/51611	-27,000,000.00	107 STAT. 1466
172/61611	-44,360,000.00	0.00	-44,360,000.00	174/61611	-44,360,000.00	107 STAT. 1466
173/41611	-13,000,000.00	0.00	-13,000,000.00	1741611	-13,000,000.00	107 STAT. 1466
173/61611	-43,500,000.00	0.00	-43,500,000.00	174/61611	-43,500,000.00	107 STAT. 1466
173/71611	-69,829,000.00	0.00	-69,829,000.00	174/71611	-69,829,000.00	107 STAT. 1466
1741611	219,895,000.00	0.00	219,895,000.00	173/41319	46,395,000.00	107 STAT. 1466
				172/41506	65,600,000.00	107 STAT. 1466
				172/41507	36,000,000.00	107 STAT. 1466
				173/41611	13,000,000.00	107 STAT. 1466
				573/43600	55,500,000.00	107 STAT. 1466
				972/40350	3,400,000.00	107 STAT. 1466

**APPROPRIATION, OUTLAYS, AND BALANCES—Continued**

**FOOTNOTES**

ACCOUNT SYMBOL	NET APPROPRIATIONS AND APPROPRIATION TRANSFERS	APPROPRIATION AMOUNT	NET APPROPRIATION TRANSFERS	ACCOUNTS INVOLVED	AMOUNT FROM OR TO (-)	CITATIONS OF LAW
174/51611	374,674,000.00	0.00	374,674,000.00	173/51506	45,700,000.00	107 STAT. 1466
				173/51507	105,800,000.00	107 STAT. 1466
				172/51611	27,000,000.00	107 STAT. 1466
				173/51810	163,274,000.00	107 STAT. 1466
174/61611	87,860,000.00	0.00	87,860,000.00	973/50350	32,900,000.00	107 STAT. 1466
				172/61611	44,360,000.00	107 STAT. 1466
				173/61611	43,500,000.00	107 STAT. 1466
174/71611	69,829,000.00	0.00	69,829,000.00	173/71611	69,829,000.00	107 STAT. 1466
174/81611	4,175,775,000.00	4,183,775,000.00	-8,000,000.00	69X1710	-8,000,000.00	108 STAT. 566-567
1721804	-3,200,000.00	0.00	-3,200,000.00	97X0801	-3,200,000.00	92 STAT. 1236
1741804	20,852,012,000.00	19,959,109,000.00	892,903,000.00	174/51319	63,100,000.00	107 STAT. 1438
				174/61507	9,062,000.00	107 STAT. 1438
				174/61810	25,200,000.00	107 STAT. 1438
				9740100	34,850,000.00	107 STAT. 1459
				9740105	195,438,000.00	107 STAT. 1436
				97X0801	37,600,000.00	92 STAT. 1236
				97X0810	407,653,000.00	107 STAT. 1425
				97X4555	120,000,000.00	107 STAT. 1421-142
1741806	760,962,000.00	763,137,000.00	-2,175,000.00	1741405	-7,000,000.00	107 STAT. 1438
				9740105	4,825,000.00	107 STAT. 1436
172/41810	-17,896,000.00	0.00	-17,896,000.00	97X4930	-17,896,000.00	105 STAT. 1171
173/51810	-193,774,000.00	-26,600,000.00	-167,174,000.00	174/51611	-163,274,000.00	107 STAT. 1466
				97X0134	-3,900,000.00	106 STAT. 1928
174/61810	2,965,122,000.00	2,983,031,000.00	-17,909,000.00	1741804	-25,200,000.00	107 STAT. 1438
				9740105	7,291,000.00	107 STAT. 1436
2190702	-14,390,000.00	0.00	-14,390,000.00	97X0803	-14,390,000.00	100 STAT. 3341-293
2130702	-10,000,000.00	0.00	-10,000,000.00	97X0803	-10,000,000.00	100 STAT. 3341-293
213/70702	-578,000.00	0.00	-578,000.00	97X0803	-578,000.00	100 STAT. 3341-293
2140702	1,077,299,000.00	1,069,601,000.00	7,698,000.00	97X0803	7,698,000.00	100 STAT. 3341-293
214/80702	229,663,000.00	228,885,000.00	778,000.00	97X0803	778,000.00	100 STAT. 3341-293
215/90702	-305,000.00	0.00	-305,000.00	97X0803	-305,000.00	100 STAT. 3341-293
2142010	21,348,877,000.00	21,302,777,000.00	46,100,000.00	214/62031	23,025,000.00	107 STAT. 1438
				2142065	15,675,000.00	107 STAT. 1438
				2142080	7,400,000.00	107 STAT. 1438
2122020	-225,000,000.00	0.00	-225,000,000.00	97X0801	-225,000,000.00	92 STAT. 1236
2142020	17,830,918,000.00	16,207,407,000.00	1,623,511,000.00	214/62031	2,618,000.00	107 STAT. 1438
				214/62032	14,358,000.00	107 STAT. 1438
				214/62034	11,100,000.00	107 STAT. 1438
				214/62035	20,193,000.00	107 STAT. 1438
				214/62040	11,127,000.00	107 STAT. 1438
				9740100	21,100,000.00	107 STAT. 1459
				9740105	121,284,000.00	107 STAT. 1436
				9740130	19,955,000.00	107 STAT. 1438
				97X0801	325,000,000.00	92 STAT. 1236
				97X0810	983,276,000.00	107 STAT. 1425
				97X4555	93,500,000.00	107 STAT. 1421-1422
212/42031	-127,000.00	0.00	-127,000.00	97X4930	-127,000.00	105 STAT. 1171
214/62031	1,313,343,000.00	1,338,986,000.00	-25,643,000.00	2142010	-23,025,000.00	107 STAT. 1438
				2142020	-2,618,000.00	107 STAT. 1438
212/42032	-283,000.00	0.00	-283,000.00	97X4930	-283,000.00	105 STAT. 1171
214/62032	1,079,651,000.00	1,094,009,000.00	-14,358,000.00	2142020	-14,358,000.00	107 STAT. 1438
212/42033	-600,000.00	0.00	-600,000.00	97X4930	-600,000.00	105 STAT. 1171

FOOTNOTES

ACCOUNT SYMBOL	NET APPROPRIATIONS AND APPROPRIATION TRANSFERS	APPROPRIATION AMOUNT	NET APPROPRIATION TRANSFERS	ACCOUNTS INVOLVED	AMOUNT FROM OR TO (-)	CITATIONS OF LAW
212/42034	-32,316,000.00	-30,181,000.00	-2,135,000.00	97X4930	-2,135,000.00	105 STAT. 1171
213/52034	-52,930,000.00	-52,480,000.00	-450,000.00	213/52035	-400,000.00	106 STAT. 1901
				213/42040	-50,000.00	106 STAT. 1901
214/62034	726,590,000.00	735,445,000.00	-8,855,000.00	2142020	-11,100,000.00	107 STAT. 1438
				9740100	2,245,000.00	107 STAT. 1438
213/52035	400,000.00	0.00	400,000.00	213/52034	400,000.00	106 STAT. 1901
214/62035	2,886,571,000.00	2,888,566,000.00	-1,995,000.00	2142020	-20,193,000.00	107 STAT. 1438
				9740105	10,618,000.00	107 STAT. 1436
				97X0810	7,580,000.00	107 STAT. 1425
213/42040	50,000.00	0.00	50,000.00	213/52034	50,000.00	106 STAT. 1901
214/52040	5,402,170,000.00	5,409,946,000.00	-7,776,000.00	11X5001	1,250,000.00	107 STAT. 1238
				2142020	-11,127,000.00	107 STAT. 1438
				9740100	1,601,000.00	107 STAT. 1438
				9740105	500,000.00	107 STAT. 1436
2132050	-5,500,000.00	0.00	-5,500,000.00	97X0803	-5,500,000.00	100 STAT. 3341-293
213/72050	-10,602,000.00	-9,200,000.00	-1,402,000.00	97X0803	-1,402,000.00	100 STAT. 3341-293
214/82050	891,759,000.00	884,357,000.00	7,402,000.00	97X0803	7,402,000.00	100 STAT. 3341-293
215/92050	-2,672,000.00	0.00	-2,672,000.00	97X0803	-2,672,000.00	100 STAT. 3341-293
2142060	3,449,119,000.00	3,340,283,000.00	108,836,000.00	9740105	108,836,000.00	107 STAT. 1436
2142065	2,235,849,000.00	2,230,419,000.00	5,430,000.00	2142010	-15,675,000.00	107 STAT. 1438
				9740105	21,105,000.00	107 STAT. 1436
2142070	2,155,267,000.00	2,149,147,000.00	6,120,000.00	9740105	6,120,000.00	107 STAT. 1436
2142080	1,073,378,000.00	1,075,140,000.00	-1,762,000.00	2142010	-7,400,000.00	107 STAT. 1438
				9740105	5,638,000.00	107 STAT. 1436
571/50704	-951,000.00	0.00	-951,000.00	97X0803	-951,000.00	100 STAT. 3341-293
5720704	-8,693,000.00	0.00	-8,693,000.00	97X0803	-8,693,000.00	100 STAT. 3341-293
572/60704	-8,468,000.00	-6,400,000.00	-2,068,000.00	97X0803	-2,068,000.00	100 STAT. 3341-293
573/70704	-58,702,000.00	-48,702,000.00	-10,000,000.00	97X0803	-10,000,000.00	100 STAT. 3341-293
5740704	805,624,000.00	790,912,000.00	14,712,000.00	97X0803	14,712,000.00	100 STAT. 3341-293
574/80704	189,035,000.00	187,035,000.00	2,000,000.00	97X0803	2,000,000.00	100 STAT. 3341-293
572/43010	-6,076,000.00	0.00	-6,076,000.00	97X4930	-6,076,000.00	105 STAT. 1171
574/63010	6,447,701,000.00	6,658,734,000.00	-211,033,000.00	5743500	-214,033,000.00	107 STAT. 1438
				9740105	3,000,000.00	107 STAT. 1436
572/43020	-23,545,000.00	0.00	-23,545,000.00	97X4930	-23,545,000.00	105 STAT. 1171
573/53020	-59,350,000.00	-6,000,000.00	-53,350,000.00	173/41319	-7,000,000.00	106 STAT. 1901
				573/43600	-18,500,000.00	106 STAT. 1901
				97X0134	-22,750,000.00	106 STAT. 1928
				973/50300	-4,700,000.00	106 STAT. 1928
574/63020	3,718,087,000.00	3,859,870,000.00	-141,783,000.00	973/40400	-400,000.00	106 STAT. 1928
				5743400	-67,816,000.00	107 STAT. 1438
				5743500	-65,767,000.00	107 STAT. 1438
				5743740	-8,200,000.00	107 STAT. 1438
573/53080	-18,328,000.00	-13,706,000.00	-4,622,000.00	573/43600	-4,622,000.00	106 STAT. 1901
574/63080	7,600,395,000.00	7,604,250,000.00	-3,855,000.00	5743740	-10,941,000.00	107 STAT. 1438
				9740100	-1,600,000.00	107 STAT. 1438
				9740105	8,186,000.00	107 STAT. 1436
				97X0810	500,000.00	107 STAT. 1425
571/53300	-8,210,000.00	-6,550,000.00	-1,660,000.00	97X0803	-1,660,000.00	100 STAT. 3341-293
572/63300	-19,755,000.00	-12,980,000.00	-6,775,000.00	97X0803	-6,775,000.00	100 STAT. 3341-293
573/73300	-18,935,000.00	-2,250,000.00	-16,685,000.00	97X0803	-16,685,000.00	100 STAT. 3341-293
574/83300	999,780,000.00	996,780,000.00	3,000,000.00	97X0803	3,000,000.00	100 STAT. 3341-293
5723400	-31,000,000.00	0.00	-31,000,000.00	97X0801	-31,000,000.00	92 STAT. 1236

**APPROPRIATION, OUTLAYS, AND BALANCES—Continued**

**FOOTNOTES**

ACCOUNT SYMBOL	NET APPROPRIATIONS AND APPROPRIATION TRANSFERS	APPROPRIATION AMOUNT	NET APPROPRIATION TRANSFERS	ACCOUNTS INVOLVED	AMOUNT FROM OR TO (-)	CITATIONS OF LAW
5733400	-37,000,000.00	0.00	-37,000,000.00	97X0801	-37,000,000.00	92 STAT. 1236
5743400	20,516,805,000.00	19,647,905,000.00	868,900,000.00	574/63020	67,816,000.00	107 STAT. 1438
				9740100	6,800,000.00	107 STAT. 1459
				9740105	134,984,000.00	107 STAT. 1436
				97X0801	60,000,000.00	92 STAT. 1236
				97X0810	512,800,000.00	107 STAT. 1425
				97X4555	86,500,000.00	107 STAT. 1421-1422
5743500	16,121,230,000.00	15,841,430,000.00	279,800,000.00	574/63010	214,033,000.00	107 STAT. 1438
				574/63020	65,767,000.00	107 STAT. 1438
573/43600	-151,078,000.00	-101,000,000.00	-50,078,000.00	1741611	-55,500,000.00	107 STAT. 1466
				573/53020	18,500,000.00	106 STAT. 1901
				573/53080	4,622,000.00	106 STAT. 1901
				5733700	-5,500,000.00	106 STAT. 2479
				97X0134	-12,200,000.00	106 STAT. 1928
574/53600	12,177,830,000.00	12,198,962,000.00	-21,132,000.00	5743740	-4,509,000.00	107 STAT. 1438
				5743840	-17,400,000.00	107 STAT. 1438
				9740100	777,000.00	107 STAT. 1438
5733700	5,500,000.00	0.00	5,500,000.00	573/43600	5,500,000.00	106 STAT. 2479
5743700	788,118,000.00	781,958,000.00	6,160,000.00	9740105	6,160,000.00	107 STAT. 1436
5743740	1,363,160,000.00	1,335,354,000.00	27,806,000.00	574/63020	8,200,000.00	107 STAT. 1438
				574/63080	10,941,000.00	107 STAT. 1438
				574/53600	4,509,000.00	107 STAT. 1438
				9740105	4,156,000.00	107 STAT. 1436
5743840	2,665,321,000.00	2,632,298,000.00	33,023,000.00	574/53600	17,400,000.00	107 STAT. 1438
				9740105	15,623,000.00	107 STAT. 1436
5743850	1,258,272,000.00	1,223,492,000.00	34,780,000.00	9740105	34,780,000.00	107 STAT. 1436
9720100	-18,653,000.00	0.00	-18,653,000.00	97X0801	-18,653,000.00	92 STAT. 1236
9730100	-28,945,000.00	0.00	-28,945,000.00	97X0801	-28,945,000.00	92 STAT. 1236
973/40100	-979,000,000.00	0.00	-979,000,000.00	11X1093	-924,000,000.00	107 STAT. 975
				974/50819	-55,000,000.00	107 STAT. 975
9740100	9,548,554,000.00	9,466,041,000.00	82,513,000.00	11X1010	2,000,000.00	22 USC 2392
				1741804	-34,850,000.00	107 STAT. 1459
				2142020	-21,100,000.00	107 STAT. 1459
				214/62034	-2,245,000.00	107 STAT. 1438
				214/52040	-1,601,000.00	107 STAT. 1438
				574/63080	1,600,000.00	107 STAT. 1438
				5743400	-6,800,000.00	107 STAT. 1459
				574/53600	-777,000.00	107 STAT. 1438
				9740105	73,715,000.00	107 STAT. 1436
				9740107	1,500,000.00	107 STAT. 1438
				9740130	5,845,000.00	107 STAT. 1438
				974/60300	-13,067,000.00	107 STAT. 1438
				974/60390	1,638,000.00	107 STAT. 1438
				974/50400	3,806,000.00	107 STAT. 1438
				97X0801	21,400,000.00	92 STAT. 1236
				97X0810	51,449,000.00	107 STAT. 1425
974/50100	0.00	25,000,000.00	-25,000,000.00	144/51036	-25,000,000.00	107 STAT. 1461
9740104	5,942,000.00	5,855,000.00	87,000.00	974/60390	87,000.00	107 STAT. 1438
9740105	0.00	868,200,000.00	-868,200,000.00	1741106	-8,794,000.00	107 STAT. 1436
				1741107	-2,272,000.00	107 STAT. 1436
				1741108	-1,925,000.00	107 STAT. 1436
				174/61109	-2,700,000.00	107 STAT. 1436

FOOTNOTES

ACCOUNT SYMBOL	NET APPROPRIATIONS AND APPROPRIATION TRANSFERS	APPROPRIATION AMOUNT	NET APPROPRIATION TRANSFERS	ACCOUNTS INVOLVED	AMOUNT FROM OR TO (-)	CITATIONS OF LAW
				174/51319	-1,907,000.00	107 STAT. 1436
				1741405	-3,643,000.00	107 STAT. 1436
				174/61506	-9,351,000.00	107 STAT. 1436
				1741804	-195,438,000.00	107 STAT. 1436
				1741806	-4,825,000.00	107 STAT. 1436
				174/61810	-7,291,000.00	107 STAT. 1436
				2142020	-121,284,000.00	107 STAT. 1436
				214/62035	-10,618,000.00	107 STAT. 1436
				214/52040	-500,000.00	107 STAT. 1436
				2142060	-108,836,000.00	107 STAT. 1436
				2142065	-21,105,000.00	107 STAT. 1436
				2142070	-6,120,000.00	107 STAT. 1436
				2142080	-5,638,000.00	107 STAT. 1436
				574/63010	-3,000,000.00	107 STAT. 1436
				574/63080	-8,186,000.00	107 STAT. 1436
				5743400	-134,984,000.00	107 STAT. 1436
				5743700	-6,160,000.00	107 STAT. 1436
				5743740	-4,156,000.00	107 STAT. 1436
				5743830	0.00	107 STAT. 1436
				5743840	-15,623,000.00	107 STAT. 1436
				5743850	-34,780,000.00	107 STAT. 1436
				9740100	-73,715,000.00	107 STAT. 1436
				9740107	-60,000.00	107 STAT. 1436
				9740130	-937,000.00	107 STAT. 1436
				974/60300	-21,946,000.00	107 STAT. 1436
				974/60350	-10,157,000.00	107 STAT. 1436
				974/50400	-42,249,000.00	107 STAT. 1436
9740107	135,361,000.00	136,801,000.00	-1,440,000.00	9740100	-1,500,000.00	107 STAT. 1438
				9740105	60,000.00	107 STAT. 1436
9740130	9,347,572,000.00	9,352,435,000.00	-4,863,000.00	2142020	-19,955,000.00	107 STAT. 1438
				9740100	-5,845,000.00	107 STAT. 1438
				9740105	937,000.00	107 STAT. 1436
				97X0801	20,000,000.00	92 STAT. 1236
973/40131	18,200,000.00	0.00	18,200,000.00	97X0801	18,200,000.00	92 STAT. 1236
9740133	0.00	21,700,000.00	-21,700,000.00	6940201	-21,700,000.00	107 STAT. 1464
97X0134	592,674,000.00	400,000,000.00	192,674,000.00	173/41319	25,280,000.00	106 STAT. 1928
				173/51507	56,400,000.00	106 STAT. 1928
				173/51810	3,900,000.00	106 STAT. 1928
				573/53020	22,750,000.00	106 STAT. 1928
				573/43600	12,200,000.00	106 STAT. 1928
				973/50300	34,200,000.00	106 STAT. 1928
				973/40400	37,944,000.00	106 STAT. 1928
972/40300	-16,533,000.00	-10,000,000.00	-6,533,000.00	97X4930	-6,533,000.00	106 STAT. 1901
973/50300	-39,100,000.00	0.00	-39,100,000.00	573/53020	4,700,000.00	106 STAT. 1901
				97X0134	-34,200,000.00	106 STAT. 1928
				97X4930	-9,600,000.00	106 STAT. 1901
974/60300	1,825,525,000.00	1,795,239,000.00	30,286,000.00	804/50108	-20,000,000.00	108 STAT. 41
				9740100	13,540,000.00	107 STAT. 1438
				9740105	21,946,000.00	107 STAT. 1436
				974/60390	14,800,000.00	107 STAT. 1438
972/40350	-3,400,000.00	0.00	-3,400,000.00	1741611	-3,400,000.00	107 STAT. 1466
973/50350	-32,900,000.00	0.00	-32,900,000.00	174/51611	-32,900,000.00	107 STAT. 1466

**APPROPRIATION, OUTLAYS, AND BALANCES—Continued**

**FOOTNOTES**

ACCOUNT SYMBOL	NET APPROPRIATIONS AND APPROPRIATION TRANSFERS	APPROPRIATION AMOUNT	NET APPROPRIATION TRANSFERS	ACCOUNTS INVOLVED	AMOUNT FROM OR TO (-)	CITATIONS OF LAW
974/60350	1,183,332,000.00	1,200,000,000.00	-16,668,000.00	1741405	-27,300,000.00	107 STAT. 1438
				9740105	10,157,000.00	107 STAT. 1436
974/60390	50,986,000.00	67,986,000.00	-17,000,000.00	974/60390	475,000.00	107 STAT. 1438
				9740100	-1,638,000.00	107 STAT. 1438
				9740104	-87,000.00	107 STAT. 1438
				974/60300	-14,800,000.00	107 STAT. 1438
973/40400	-64,886,000.00	0.00	-64,886,000.00	974/60350	-475,000.00	107 STAT. 1438
				173/41319	-19,792,000.00	106 STAT. 1901
				573/53020	400,000.00	106 STAT. 1901
				97X0134	-37,944,000.00	106 STAT. 1928
974/50400	8,693,993,000.00	8,655,550,000.00	38,443,000.00	97X4930	-7,550,000.00	106 STAT. 1901
				9740100	-3,806,000.00	107 STAT. 1438
				9740105	42,249,000.00	107 STAT. 1436
970/40500	-4,721,000.00	0.00	-4,721,000.00	97X0803	-4,721,000.00	100 STAT. 3341
971/50500	-427,000.00	0.00	-427,000.00	97X0803	-427,000.00	100 STAT. 3341
972/60500	-15,309,000.00	-15,500,000.00	191,000.00	97X0803	191,000.00	100 STAT. 3341
973/70500	236,000.00	0.00	236,000.00	97X0803	236,000.00	100 STAT. 3341
974/80500	556,560,000.00	548,345,000.00	8,215,000.00	97X0803	8,215,000.00	100 STAT. 3341
973/70706	29,000.00	0.00	29,000.00	97X0803	29,000.00	100 STAT. 3341
974/80706	188,000.00	159,000.00	29,000.00	97X0803	29,000.00	100 STAT. 3341
97X0801	-172,302,000.00	0.00	-172,302,000.00	1721804	3,200,000.00	92 STAT. 1236
				1731106	-14,300,000.00	92 STAT. 1236
				1741106	-19,600,000.00	92 STAT. 1236
				1741804	-37,600,000.00	92 STAT. 1236
				2122020	225,000,000.00	92 STAT. 1236
				2142020	-325,000,000.00	92 STAT. 1236
				5723400	31,000,000.00	92 STAT. 1236
				5733400	37,000,000.00	92 STAT. 1236
				5743400	-60,000,000.00	92 STAT. 1236
				9720100	18,653,000.00	92 STAT. 1236
				9730100	28,945,000.00	92 STAT. 1236
				9740100	-21,400,000.00	92 STAT. 1236
				9740130	-20,000,000.00	92 STAT. 1236
97X0803	43,333,000.00	0.00	43,333,000.00	973/40131	-18,200,000.00	92 STAT. 1236
				1790703	238,000.00	100 STAT. 3341-293
				1700703	559,000.00	100 STAT. 3341-293
				1710703	456,000.00	100 STAT. 3341-293
				1720703	43,000.00	100 STAT. 3341-293
				1730703	3,000,000.00	100 STAT. 3341-293
				1740703	-2,000,000.00	100 STAT. 3341-293
				174/80703	-1,000,000.00	100 STAT. 3341-293
				174/81205	-500,000.00	100 STAT. 3341-293
				2190702	14,390,000.00	100 STAT. 3341-293
				2130702	10,000,000.00	100 STAT. 3341-293
				213/70702	578,000.00	100 STAT. 3341-293
				2140702	-7,698,000.00	100 STAT. 3341-293
				214/80702	-778,000.00	100 STAT. 3341-293
				215/90702	305,000.00	100 STAT. 3341-293
				2132050	5,500,000.00	100 STAT. 3341-293
				213/72050	1,402,000.00	100 STAT. 3341-293
				214/82050	-7,402,000.00	100 STAT. 3341-293
				215/92050	2,672,000.00	100 STAT. 3341-293



APPROPRIATION, OUTLAYS, AND BALANCES—Continued

FOOTNOTES

ACCOUNT SYMBOL	NET APPROPRIATIONS AND APPROPRIATION TRANSFERS	APPROPRIATION AMOUNT	NET APPROPRIATION TRANSFERS	ACCOUNTS INVOLVED	AMOUNT FROM OR TO (-)	CITATIONS OF LAW
				571/50704	951,000.00	100 STAT. 3341-293
				5720704	8,693,000.00	100 STAT. 3341-293
				572/60704	2,068,000.00	100 STAT. 3341-293
				573/70704	10,000,000.00	100 STAT. 3341-293
				5740704	-14,712,000.00	100 STAT. 3341-293
				574/80704	-2,000,000.00	100 STAT. 3341-293
				571/53300	1,660,000.00	100 STAT. 3341-293
				572/63300	6,775,000.00	100 STAT. 3341-293
				573/73300	16,685,000.00	100 STAT. 3341-293
				574/83300	-3,000,000.00	100 STAT. 3341-293
				970/40500	4,721,000.00	100 STAT. 3341-293
				971/50500	427,000.00	100 STAT. 3341-293
				972/60500	-191,000.00	100 STAT. 3341-293
				973/70500	-236,000.00	100 STAT. 3341-293
				974/80500	-8,215,000.00	100 STAT. 3341-293
				973/70706	-29,000.00	100 STAT. 3341-293
				974/80706	-29,000.00	100 STAT. 3341-293
97X0810	-1,431,000.00	1,962,300,000.00	-1,963,731,000.00	1741804	-407,653,000.00	107 STAT. 1425
				2142020	-983,276,000.00	107 STAT. 1425
				214/62035	-7,580,000.00	107 STAT. 1425
				574/63080	-500,000.00	107 STAT. 1425
				5743400	-512,800,000.00	107 STAT. 1425
				9740100	-51,922,000.00	107 STAT. 1425
974/50819	103,000,000.00	48,000,000.00	55,000,000.00	973/40100	55,000,000.00	107 STAT. 975
973/50827	-1,800,000.00	0.00	-1,800,000.00	973/50829	-1,800,000.00	106 STAT. 1901
973/50829	1,800,000.00	0.00	1,800,000.00	973/50827	1,800,000.00	106 STAT. 1901
97X4555	-300,000,000.00	0.00	-300,000,000.00	1741804	-120,000,000.00	107 STAT. 1421-1422
				2142020	-93,500,000.00	107 STAT. 1421-1422
				5743400	-86,500,000.00	107 STAT. 1421-1422
97X4930	1,180,940,000.00	1,102,295,000.00	78,645,000.00	172/41506	4,300,000.00	105 STAT. 1171
				172/41810	17,896,000.00	105 STAT. 1171
				212/42031	127,000.00	105 STAT. 1171
				212/42032	283,000.00	105 STAT. 1171
				212/42033	600,000.00	105 STAT. 1171
				212/42034	2,135,000.00	105 STAT. 1171
				572/43010	6,076,000.00	105 STAT. 1171
				572/43020	23,545,000.00	105 STAT. 1171
				972/40300	6,533,000.00	105 STAT. 1171
				973/50300	9,600,000.00	105 STAT. 1171
				973/40400	7,550,000.00	105 STAT. 1171
97X5187	-4,371,250.00	0.00	-4,371,250.00	36X0102	-700,000.00	105 STAT. 158
				914/50200	-3,165,000.00	105 STAT. 158
				91X0230	-506,250.00	105 STAT. 158
20X8863	-20,486,557.02	0.00	-20,486,557.02	20X8865	-9,546,557.02	104 STAT. 2178
				69X8003	-10,765,000.00	104 STAT. 2176
				6948066	-175,000.00	107 STAT. 1201
96X3123	1,212,099,700.00	1,194,099,700.00	18,000,000.00	96X5007	18,000,000.00	107 STAT. 1312
96X5007	0.00	18,000,000.00	-18,000,000.00	96X3123	-18,000,000.00	107 STAT. 1312
96X8333	9,360,000.00	0.00	9,360,000.00	20X8147	9,360,000.00	104 STAT. 4785-4786
96X8868	350,000.00	0.00	350,000.00	20X8185	350,000.00	107 STAT. 1319
TOTALS	\$244,294,153,892.98	\$245,304,751,700.00	-\$1,010,597,807.02		-\$1,010,597,807.02	

THIS PAGE  
LEFT BLANK  
INTENTIONALLY

APPROPRIATION, OUTLAYS, AND BALANCES - Continued

Appropriation or Fund Account		Account Symbol			Balances beginning of fiscal year	Appropriations and other obligational authority <sup>1</sup>	Transfers borrowings and investments (net) <sup>2</sup>	Outlays (net)	Balances withdrawn and other transactions <sup>3</sup>	Balances end or fiscal year <sup>4</sup>
Title	Period of Availability	Dept Reg	Account Tr Fm No	Sub No						
<b>DEPARTMENT OF EDUCATION</b>										
<b>OFFICE OF ELEMENTARY AND SECONDARY EDUCATION</b>										
<b>GENERAL FUND ACCOUNTS</b>										
INDIAN EDUCATION, OFFICE OF ELEMENTARY AND SECONDARY EDUCATION, DEPARTMENT OF EDUCATION FUND RESOURCES										
UNDISBURSED FUNDS	1994-95	91	0101		-----	\$1,735,000.00	-----	\$94,780.20	-----	\$1,640,219.80
	1994				-----	81,765,000.00	-----	8,368,910.64	-----	73,396,089.36
	1993-94				\$1,551,042.51	-----	-----	1,244,814.29	-----	306,228.22
	1993				71,678,118.42	-----	-----	60,840,025.43	-----	10,838,092.99
	1992-93				305,432.62	-----	-----	298,959.56	-----	6,473.06
	1992				8,751,109.61	-----	-----	6,632,984.65	-----	2,118,124.96
	1991-92				237,006.12	-----	-----	-19,284.56	-----	256,290.68
	1991				3,445,010.05	-----	-----	1,629,547.84	-----	1,815,462.21
	1990-91				273,917.42	-----	-----	-37,285.81	-----	311,203.23
	1990				3,176,635.44	-----	-----	24,597.09	-----	3,152,038.35
	1989-90				333,569.54	-----	-----	-----	-----	333,569.54
	1989				2,002,769.61	-----	-----	17,186.46	\$1,985,583.15	-----
	1988-89				254,724.76	-----	-----	-----	254,724.76	-----
					5,279,401.45	-----	-----	-----	-2,053,624.63	7,333,026.08
ACCOUNTS RECEIVABLE					-----	-----	-----	-----	1,640,594.99	-8,128,950.28
FUND EQUITIES:					-----	-----	-----	-----	-----	-----
UNOBLIGATED BALANCE					-6,488,355.29	-----	-----	-----	-----	-8,128,950.28
ACCOUNTS PAYABLE					-1,086,383.50	-----	-----	-----	-----	-381,405.30
UNDELIVERED ORDERS					-89,713,998.76	-----	-----	-----	3,282,464.14	-92,996,462.90
	SUBTOTAL	91	0101		-0-	83,500,000.00	-----	79,095,235.79	4,404,764.21	-0-
IMPACT AID, DEPARTMENT OF EDUCATION FUND RESOURCES										
UNDISBURSED FUNDS	1994-95	91	0102		-----	165,000,000.00	-----	29,808,690.00	-----	135,191,310.00
	1994				-----	752,867,000.00	-----	526,513,258.94	-----	226,353,741.06
	1993-94				70,000,000.00	-----	-----	1,722,280.00	-----	68,277,720.00
	1993				222,472,916.84	-----	-----	99,243,230.89	-----	123,229,685.95
	1992-93				43,857,916.46	-----	-----	17,000,000.02	-----	26,857,916.44
	1992				45,847,637.91	-----	-----	9,767,395.25	-----	36,080,242.66
	1991				41,497,363.14	-----	-----	38,890.48	-----	41,458,472.66
	1990				6,531,404.96	-----	-----	-211,841.57	-----	6,743,246.53
	1989				8,440,547.19	-----	-----	-240.88	8,440,788.07	-----
	NO YEAR				280,614,539.32	45,341,000.00	-----	146,070,566.00	-----	179,884,973.32
					6,730,667.34	-----	-----	-----	-1,614,463.63	8,345,130.97
ACCOUNTS RECEIVABLE					-----	-----	-----	-----	74,593,444.27	-201,994,333.61
FUND EQUITIES:					-----	-----	-----	-----	-----	-----
UNOBLIGATED BALANCE					-127,400,889.34	-----	-----	-----	-----	-201,994,333.61
ACCOUNTS PAYABLE					-136,853,967.16	-----	-----	-----	-----	-130,715,307.16
UNDELIVERED ORDERS					-461,738,136.66	-----	-----	-----	57,974,662.16	-519,712,798.82
	SUBTOTAL	91	0102		-0-	963,208,000.00	-----	829,952,229.13	133,255,770.87	-0-
CHICAGO LITIGATION SETTLEMENT, DEPARTMENT OF EDUCATION FUND RESOURCES:										
UNDISBURSED FUNDS	NO YEAR	91	0220		27,542,966.02	-----	-----	9,666,000.00	-----	17,876,966.02
ACCOUNTS RECEIVABLE					2,535,172.43	-----	-----	-----	2,337,136.85	198,035.58
FUND EQUITIES:					-----	-----	-----	-----	-----	-----
UNOBLIGATED BALANCE					-19,161,152.00	-----	-----	-----	-----	-13,635,688.00
UNDELIVERED ORDERS					-10,916,986.45	-----	-----	-----	-----	-4,439,313.60
	SUBTOTAL	91	0220		-0-	-----	-----	9,666,000.00	-9,666,000.00	-0-
EDUCATION REFORM, DEPARTMENT OF EDUCATION FUND RESOURCES:										
UNDISBURSED FUNDS	1994-95	91	0500		-----	147,000,000.00	-----	1,763,161.34	-----	145,236,838.66
ACCOUNTS RECEIVABLE					-----	-----	-----	-----	-1,642,045.90	1,642,045.90
FUND EQUITIES:					-----	-----	-----	-----	-----	-----
UNOBLIGATED BALANCE					-----	-----	-----	-----	55,957,103.00	-55,957,103.00
UNDELIVERED ORDERS					-----	-----	-----	-----	90,921,781.56	-90,921,781.56
	SUBTOTAL	91	0500		-0-	147,000,000.00	-----	1,763,161.34	145,236,838.66	-0-

**APPROPRIATION, OUTLAYS, AND BALANCES - Continued**

Appropriation or Fund Account		Account Symbol			Balances beginning of fiscal year	Appropriations and other obligational authority <sup>1</sup>	Transfers borrowings and investments (net) <sup>2</sup>	Outlays (net)	Balances withdrawn and other transactions <sup>3</sup>	Balances end or fiscal year <sup>4</sup>
Title	Period of Availability	Dept. Reg	Tr. Fm	Account No.						
COMPENSATORY EDUCATION FOR THE DISADVANTAGED, DEPARTMENT OF EDUCATION										
FUND RESOURCES:										
UNDISBURSED FUNDS	1994-95	91		0900		6,896,052,000.00		317,248,806.74		6,578,803,193.26
	1994					28,445,000.00		7,961,226.02		20,483,773.98
	1993-94				6,223,817,499.14			5,390,477,012.39		833,340,486.75
	1993				19,143,439.44			16,661,708.59		2,481,730.85
	1992-93				1,189,043,293.62			1,059,872,004.92		129,171,288.70
	1992				2,553,385.68			1,626,972.47		926,413.21
	1991-92				76,855,514.41			60,924,383.16		15,931,131.25
	1991				493,027.93			292,985.40		200,042.53
	1990-91				625,814.72			-8,546,584.79		9,172,399.51
	1990				456,062.88			85,064.03		370,998.85
	1989-90				21,264,643.98			-602,731.18		21,867,375.16
	1989				993,026.64			56,360.60		
	1988-89				12,356,801.32			-425,765.66	936,666.04	
					414,114,592.56				12,782,566.98	
									-22,162,811.68	436,277,404.24
ACCOUNTS RECEIVABLE										
FUND EQUITIES:										
UNOBLIGATED BALANCE					-138,044,758.32					
ACCOUNTS PAYABLE					-4,692,922.61				-81,661,787.60	-56,382,970.72
UNDELIVERED ORDERS										-49,084,570.84
					-7,818,979,421.39				124,559,275.34	-7,943,538,696.73
					-0-	6,924,497,000.00		6,845,651,442.69	78,845,557.31	-0-
SCHOOL IMPROVEMENT PROGRAMS, DEPARTMENT OF EDUCATION										
FUND RESOURCES:										
UNDISBURSED FUNDS	1994-95	91		1000		1,050,603,000.00		37,752,867.63		1,012,850,132.37
	1994					326,056,000.00		10,312,723.50		315,743,276.50
	1993-94				1,152,898,192.66			796,027,216.29		356,870,976.37
	1993				299,049,260.94			211,969,578.29		87,079,682.65
	1992-93				355,489,843.50			296,384,019.28		59,105,824.22
	1992				88,002,521.89			71,863,055.14		16,139,466.75
	1991-92				53,349,395.25			38,018,807.31		15,330,587.94
	1991				15,311,190.99			6,020,111.14		9,291,079.85
	1990-91				11,383,233.20			-2,376,653.58		13,759,886.78
	1990				17,977,875.86			175,138.02		17,802,737.84
	1989-90				5,237,765.36			-6,871,172.23		12,108,937.59
	1989				7,816,865.18			714,701.32	7,102,163.86	
	1988-89				9,800,047.71			-24,795.86	9,824,843.57	
	NO YEAR				898,156.24			332,897.21		565,259.03
					113,651,945.30					94,864,938.26
ACCOUNTS RECEIVABLE										
FUND EQUITIES:										
UNOBLIGATED BALANCE					-53,742,920.67					
ACCOUNTS PAYABLE					-738,034.86				36,238,562.03	-89,981,482.70
UNDELIVERED ORDERS										-1,976,221.07
					-2,076,385,338.55	1,376,659,000.00		1,460,298,493.46	-156,830,256.17	-1,919,555,082.38
					-0-	-0-			-83,639,493.46	-0-
SCIENCE AND MATH EDUCATION, DEPARTMENT OF EDUCATION										
FUND RESOURCES:										
UNDISBURSED FUNDS	NO YEAR	91		1700	2,463,848.91				1,968,848.91	495,000.00
FUND EQUITIES:										
ACCOUNTS PAYABLE					-1,968,848.91					
UNDELIVERED ORDERS					-495,000.00				-1,968,848.91	
					-0-					-495,000.00
					-0-					-0-
TRUST FUND ACCOUNTS										
GIFTS AND DONATIONS, NATIONAL EDUCATION COMMISSION ON TIME AND LEARNING										
FUND RESOURCES:										
UNDISBURSED FUNDS	NO YEAR	91		8257	3,000.00			-1,481.69		4,481.69
FUND EQUITIES:										
UNOBLIGATED BALANCE					-3,000.00				-1,988.00	-1,012.00
ACCOUNTS PAYABLE									1,481.69	-1,481.69
UNDELIVERED ORDERS									1,988.00	-1,988.00
					-0-			-1,481.69	1,481.69	-0-
					-0-					-0-
TOTAL, OFFICE OF ELEMENTARY AND SECONDARY EDUCATION										
						9,494,864,000.00		9,226,425,080.72	268,438,919.28	

FOOTNOTES AT END OF CHAPTER

**APPROPRIATION, OUTLAYS, AND BALANCES - Continued**

Appropriation or Fund Account Title	Period of Availability	Account Symbol		Balances beginning of fiscal year	Appropriations and other obligational authority <sup>1</sup>	Transfers borrowings and investments (net) <sup>2</sup>	Outlays (net)	Balances withdrawn and other transactions <sup>3</sup>	Balances end of fiscal year <sup>4</sup>
		Dept Reg	Account No						
<b>OFFICE OF BILINGUAL EDUCATION AND MINORITY LANGUAGES AFFAIRS</b>									
<b>GENERAL FUND ACCOUNTS</b>									
BILINGUAL, IMMIGRANT, AND REFUGEE EDUCATION, DEPARTMENT OF EDUCATION FUND RESOURCES	1994-95	91	1300	-----	\$38,992,000.00	-----	\$956,504.94	-----	\$38,035,495.06
UNDISBURSED FUNDS	1994			-----	201,163,000.00	-----	6,337,100.87	-----	194,825,899.13
	1993			\$217,009,427.34	-----	-----	159,578,719.76	-----	57,430,707.58
	1992			66,146,223.93	-----	-----	53,694,438.72	-----	12,451,785.21
	1991			8,116,096.69	-----	-----	-231,428.59	-----	8,347,525.28
	1990			12,492,662.59	-----	-----	1,516,028.51	-----	10,976,634.08
	1989			10,846,706.54	-----	-----	-170,360.60	\$11,017,067.14	-----
ACCOUNTS RECEIVABLE				130,989,732.24	-----	-----	-----	119,099,037.84	-----
FUND EQUITIES				-----	-----	-----	-----	7,084,071.98	-26,708,483.24
UNOBLIGATED BALANCE				-19,624,411.26	-----	-----	-----	-1,907,534.38	-724,346.88
ACCOUNTS PAYABLE				-2,631,881.26	-----	-----	-----	-116,818,646.19	-306,525,910.62
UNDELIVERED ORDERS				-423,344,556.81	-----	-----	-----	18,473,996.39	-0-
SUBTOTAL	91	1300		-0-	240,155,000.00	-----	221,681,003.61	18,473,996.39	-0-
TOTAL, OFFICE OF BILINGUAL EDUCATION AND MINORITY LANGUAGES AFFAIRS				-----	240,155,000.00	-----	221,681,003.61	18,473,996.39	-----
<b>OFFICE OF SPECIAL EDUCATION AND REHABILITATIVE SERVICES</b>									
<b>GENERAL FUND ACCOUNTS</b>									
EDUCATION FOR THE HANDICAPPED, DEPARTMENT OF EDUCATION FUND RESOURCES	1994-95	91	0300	-----	2,858,973,000.00	-----	97,575,337.55	-----	2,761,397,662.45
UNDISBURSED FUNDS	1994			-----	249,729,000.00	-----	619,148,601.05	-----	230,580,398.95
	1993-94			2,629,981,823.65	-----	-----	1,643,346,434.98	-----	966,635,388.67
	1993			228,759,429.79	-----	-----	166,538,777.05	-----	62,220,652.74
	1992-93			1,109,006,630.72	-----	-----	906,646,102.58	-----	202,360,528.14
	1992			60,377,611.25	-----	-----	52,167,969.23	-----	8,209,652.02
	1991-92			98,591,584.64	-----	-----	98,482,122.90	-----	109,461.74
	1991			9,559,355.00	-----	-----	1,571,110.00	-----	7,988,245.00
	1990-91			7,817,305.31	-----	-----	-4,834,956.68	-----	12,652,261.99
	1990			6,032,842.01	-----	-----	-226,050.32	-----	6,258,892.33
	1989-90			23,146,321.96	-----	-----	476,643.77	-----	22,669,678.19
	1989			6,906,510.43	-----	-----	-47,864.70	6,954,375.13	-----
	1988-89			25,883,547.59	-----	-----	112,956.98	25,770,590.61	-----
	1988-89			1,895,051.28	-----	-----	-628,846.76	1,367,710.01	-----
ACCOUNTS RECEIVABLE	NO YEAR			199,577,748.49	-----	-----	-----	-111,230,552.66	310,808,301.15
FUND EQUITIES:				-----	-----	-----	-----	-----	-----
UNOBLIGATED BALANCE				-1,053,438,742.00	-----	-----	-----	-537,866,540.89	-515,572,201.11
ACCOUNTS PAYABLE				-445,252.83	-----	-----	-----	529,155.56	-974,408.39
UNDELIVERED ORDERS				-3,353,651,767.29	-----	-----	-----	742,848,934.61	-4,096,500,701.90
SUBTOTAL	91	0300		-0-	3,108,702,000.00	-----	2,960,328,327.63	128,373,672.37	-0-
REHABILITATION SERVICES AND HANDICAPPED RESEARCH, DEPARTMENT OF EDUCATION FUND RESOURCES	1994	91	0301	-----	2,296,936,000.00	-----	1,562,972,418.54	-----	733,963,581.46
UNDISBURSED FUNDS	1993			722,374,198.28	-----	-----	631,262,006.24	-----	91,112,190.04
	1992			88,894,080.48	-----	-----	47,139,768.81	-----	41,754,311.67
	1991			31,491,086.52	-----	-----	993,747.99	-----	30,497,338.53
	1990			18,233,938.29	-----	-----	2,233,171.77	-----	16,000,766.52
	1989			20,024,327.92	-----	-----	-1,347,828.75	21,372,156.67	-----
	1988-89			4,652.22	-----	-----	-----	4,652.22	-----
	NO YEAR			6,225,308.39	-----	-----	972,742.68	-----	5,252,566.71
ACCOUNTS RECEIVABLE				125,850,168.22	-----	-----	-----	-4,525,771.15	130,375,939.37
FUND EQUITIES:				-----	-----	-----	-----	-----	-----
UNOBLIGATED BALANCE				-42,312,380.94	-----	-----	-----	456,294.33	-42,768,675.27
ACCOUNTS PAYABLE				-3,200,495.26	-----	-----	-----	26,382,503.28	-29,582,998.54
UNDELIVERED ORDERS				-967,584,884.12	-----	-----	-----	9,020,135.37	-976,605,019.49
SUBTOTAL	91	0301		-0-	2,296,936,000.00	-----	2,244,226,029.28	52,709,970.72	-0-

**APPROPRIATION, OUTLAYS, AND BALANCES - Continued**

Appropriation or Fund Account Title	Period of Availability	Account Symbol				Balances beginning of fiscal year	Appropriations and other obligational authority <sup>1</sup>	Transfers borrowings and investments (net) <sup>2</sup>	Outlays (net)	Balances withdrawn and other transactions <sup>3</sup>	Balances end or fiscal year <sup>4</sup>
		Dept Reg	Tr Fm	Account No	Sub No						
<b>AMERICAN PRINTING HOUSE FOR THE BLIND, SPECIAL INSTITUTIONS, DEPARTMENT OF EDUCATION</b>											
<b>FUND RESOURCES:</b>											
UNDISBURSED FUNDS	1994	91		0600	---	6,463,000.00	---	5,296,787.91	---	1,166,212.09	
	1993				339,260.90	---	---	339,260.90	---	---	
ACCOUNTS RECEIVABLE					1,814,677.92	---	---	---	964,076.19	850,601.73	
FUND EQUITIES:											
UNDELIVERED ORDERS					-2,153,938.82	---	---	---	-137,125.00	-2,016,813.82	
	SUBTOTAL	91		0600	-0-	6,463,000.00	---	5,636,048.81	826,951.19	-0-	
<b>NATIONAL TECHNICAL INSTITUTE FOR THE DEAF, SPECIAL INSTITUTIONS, DEPARTMENT OF EDUCATION</b>											
<b>FUND RESOURCES:</b>											
UNDISBURSED FUNDS	1994	91		0601	---	41,307,000.00	---	40,959,592.86	---	347,407.14	
	1993				286,623.44	---	---	286,623.44	---	---	
	1990				2,412,875.12	---	---	---	---	2,451,246.26	
ACCOUNTS RECEIVABLE	NO YEAR				471,109.08	529,000.00	---	892,509.64	---	107,599.44	
FUND EQUITIES:					3,505,452.22	---	---	---	1,995,488.72	1,509,963.50	
UNOBLIGATED BALANCE					---	---	---	---	128,681.84	-128,681.84	
ACCOUNTS PAYABLE					-84,035.12	---	---	---	2,238,529.30	-2,322,564.42	
UNDELIVERED ORDERS					-6,592,024.74	---	---	---	-4,627,054.66	-1,964,970.08	
	SUBTOTAL	91		0601	-0-	41,836,000.00	---	42,100,354.80	-264,354.80	-0-	
<b>GALLAUDET COLLEGE, SPECIAL INSTITUTIONS, DEPARTMENT OF EDUCATION</b>											
<b>FUND RESOURCES:</b>											
UNDISBURSED FUNDS	1994	91		0602	---	76,435,000.00	---	75,711,779.44	---	723,220.56	
	1993				196,815.53	---	---	196,815.53	---	---	
	1990				4,098,855.83	---	---	---	---	4,098,855.83	
ACCOUNTS RECEIVABLE	NO YEAR				1,407,169.37	2,000,000.00	---	1,022,646.28	---	2,384,523.09	
FUND EQUITIES:					2,712,381.47	---	---	---	2,570,581.90	141,799.57	
ACCOUNTS PAYABLE					-5,506,025.20	---	---	---	494,460.85	-6,000,486.05	
UNDELIVERED ORDERS					-2,909,197.00	---	---	---	-1,561,284.00	-1,347,913.00	
	SUBTOTAL	91		0602	-0-	78,435,000.00	---	76,931,241.25	1,503,758.75	-0-	
TOTAL, OFFICE OF SPECIAL EDUCATION AND REHABILITATIVE SERVICES					---	5,532,372,000.00	---	5,349,222,001.77	183,149,998.23	---	
<b>OFFICE OF VOCATIONAL AND ADULT EDUCATION</b>											
<b>GENERAL FUND ACCOUNTS</b>											
<b>VOCATIONAL AND ADULT EDUCATION, DEPARTMENT OF EDUCATION</b>											
<b>FUND RESOURCES:</b>											
UNDISBURSED FUNDS	1994-95	91		0400	---	1,485,085,197.00	-4,960,000.00	52,807,288.66	---	1,427,317,908.34	
	1994				---	2,946,000.00	---	784,105.45	---	2,161,894.55	
	1993-94				1,379,247,640.76	---	---	1,018,921,870.76	---	360,325,770.00	
	1992-93				221,558,179.22	---	---	221,301,902.29	---	256,276.93	
	1991-92				41,251,123.67	---	---	39,024,852.96	---	2,226,270.71	
	1990-91				18,218,291.63	---	---	1,058,054.37	---	17,160,237.26	
	1989-90				10,179,277.85	---	---	396,624.37	---	9,782,653.48	
	1988-89				8,904,933.63	---	69,178.26	512,245.42	8,461,866.47	---	
	NO YEAR				1,939,423.84	300,000.00	---	827,109.91	---	1,412,313.93	
TRANSFER TO	1994-95	16	91	0400	---	---	4,960,000.00	---	---	4,960,000.00	
DEPARTMENT OF LABOR	1993-94	16	91	0400	4,960,000.00	---	---	4,424,665.00	---	535,335.00	
EMPLOYMENT AND TRAINING ADMINISTRATION,	1992-93				696,966.00	---	---	619,406.42	---	77,559.58	
DEPARTMENT OF LABOR	1991-92				187,346.23	---	---	84,574.13	---	102,772.10	
	1990-91				3,876.23	---	---	---	---	3,876.23	
	1989-90				29,948.57	---	---	---	---	29,948.57	
	1988-89				69,178.26	---	-69,178.26	---	---	---	
	NO YEAR				920.82	---	---	---	---	920.82	
ACCOUNTS RECEIVABLE					345,604,647.95	---	---	---	138,771,426.38	206,833,221.57	

FOOTNOTES AT END OF CHAPTER

APPROPRIATION, OUTLAYS, AND BALANCES - Continued

Appropriation or Fund Account		Account Symbol			Balances beginning of fiscal year	Appropriations and other obligational authority <sup>1</sup>	Transfers borrowings and investments (net) <sup>2</sup>	Outlays (net)	Balances withdrawn and other transactions <sup>3</sup>	Balances end or fiscal year <sup>4</sup>
Title	Period of Availability	Dept Reg	Tr. Fm	Account No						
<b>OFFICE OF VOCATIONAL AND ADULT EDUCATION-CONTINUED</b>										
<b>GENERAL FUND ACCOUNTS-CONTINUED</b>										
FUND EQUITIES										
UNOBLIGATED BALANCE					- \$115,800,978 07	- - - - -	- - - - -		\$28,993,326 14	- \$144,794,304 21
ACCOUNTS PAYABLE					-7,680,064 24	- - - - -	- - - - -		2,208,869 74	-9,888,933 98
UNDELIVERED ORDERS					-1,909,370,712 35	- - - - -	- - - - -		-30,866,991 47	-1,878,503,720 88
					-0-				147,568,497 26	-0-
	SUBTOTAL	91		0400		\$1,488,331,197 00		\$1,340,762,699 74		
<b>TRUST FUND ACCOUNTS</b>										
GIFTS AND DONATIONS, NATIONAL INSTITUTE FOR LITERACY, DEPARTMENT OF EDUCATION										
FUND RESOURCES										
UNDISBURSED FUNDS	NO YEAR	91		8324	50 00	- - - - -	- - - - -	-2,957 56	- - - - -	3,007 56
FUND EQUITIES										
UNOBLIGATED BALANCE					-45 00	- - - - -	- - - - -		-44 00	-1 00
ACCOUNTS PAYABLE					-5 00	- - - - -	- - - - -		3,001 56	-3,006 56
	SUBTOTAL	91		8324	-0-			-2,957 56	2,957 56	-0-
TOTAL, OFFICE OF VOCATIONAL AND ADULT EDUCATION								1,340,759,742 18	147,571,454 82	- - - - -
<b>OFFICE OF POSTSECONDARY EDUCATION</b>										
<b>GENERAL FUND ACCOUNTS</b>										
STUDENT FINANCIAL ASSISTANCE, DEPARTMENT OF EDUCATION										
FUND RESOURCES										
UNDISBURSED FUNDS	1994-95	91		0200	- - - - -	8,103,325,000 00	- - - - -	2,050,078,029 69	- - - - -	6,053,246,970 31
	1993-94				5,214,088,720 99	- - - - -	- - - - -	4,964,654,500 43	- - - - -	249,434,220 56
	1992-93				203,287,524 23	- - - - -	- - - - -	92,346,071 96	- - - - -	110,941,452 27
	1991-92				52,911,460 43	- - - - -	- - - - -	10,144,743 91	- - - - -	42,766,716 52
	1990-91				43,766,242 07	- - - - -	- - - - -	3,814,417 22	- - - - -	39,951,824 85
	1989-90				66,845,363 08	- - - - -	- - - - -	-4,510,954 54	- - - - -	71,356,317 62
	1988-89				52,384,108 80	- - - - -	- - - - -	1,507,300 03	50,876,808 77	- - - - -
					777,816,380 55	- - - - -	- - - - -	- - - - -	126,259,876 92	651,556,503 63
ACCOUNTS RECEIVABLE										
FUND EQUITIES										
UNOBLIGATED BALANCE					-2,951,984,044 50	- - - - -	- - - - -	- - - - -	281,793,181 58	-3,233,777,226 08
ACCOUNTS PAYABLE					-17,232,728 21	- - - - -	- - - - -	- - - - -	65,191,687 59	-82,424,415 80
UNDELIVERED ORDERS					-3,441,883,027 44	- - - - -	- - - - -	- - - - -	461,169,336 44	-3,903,052,363 88
	SUBTOTAL	91		0200	-0-	8,103,325,000 00		7,118,034,108 70	985,290,891 30	-0-
HIGHER EDUCATION, DEPARTMENT OF EDUCATION										
FUND RESOURCES:										
UNDISBURSED FUNDS	1994	91		0201	- - - - -	868,094,000 00	- - - - -	76,583,766 37	- - - - -	791,510,233 63
	1993				723,270,451 59	- - - - -	- - - - -	592,457,282 12	- - - - -	130,813,169 47
	1992				116,717,806 07	- - - - -	- - - - -	90,817,244 12	- - - - -	25,900,561 95
	1991				36,044,966 49	- - - - -	- - - - -	3,915,599 64	- - - - -	32,129,366 85
	1990				15,015,163 51	- - - - -	- - - - -	91,842 32	- - - - -	14,923,321 19
	1989-90				501,572 29	- - - - -	- - - - -	-186,992 15	- - - - -	688,564 44
	1989				15,562,407 46	- - - - -	- - - - -	-1,141,321 16	16,703,728 62	- - - - -
	NO YEAR				40,820,524 48	- - - - -	- - - - -	33,741,022 56	- - - - -	32,673,501 92
					149,097,251 54	- - - - -	- - - - -	- - - - -	47,176,549 74	101,920,701 80
ACCOUNTS RECEIVABLE										
FUND EQUITIES:										
UNOBLIGATED BALANCE					-50,717,855 68	- - - - -	- - - - -	- - - - -	27,812,864 00	-78,530,719 68
ACCOUNTS PAYABLE					- - - - -	- - - - -	- - - - -	- - - - -	1,235,520 68	-1,235,520 68
UNDELIVERED ORDERS					-1,046,312,287 75	- - - - -	- - - - -	- - - - -	4,480,893 14	-1,050,793,180 89
	SUBTOTAL	91		0201	-0-	893,688,000 00		796,278,443 82	97,409,556 18	-0-
FEDERAL FAMILY EDUCATION LOAN, LIQUIDATING ACCOUNT, DEPARTMENT OF EDUCATION										
FUND RESOURCES:										
UNDISBURSED FUNDS	NO YEAR	91		0230	372,690,435 11	1,950,463,488 40	- \$4,790,000,000 00	-3,023,127,557 61	- - - - -	556,281,481 12
FUND EQUITIES										
ACCOUNTS PAYABLE					-372,690,435 11	- - - - -	- - - - -	- - - - -	183,591,046 01	-556,281,481 12
	SUBTOTAL	91		0230	-0-	1,950,463,488 40	-4,790,000,000 00	-3,023,127,557 61	183,591,046 01	-0-

**APPROPRIATION, OUTLAYS, AND BALANCES - Continued**

Appropriation or Fund Account		Account Symbol			Balances beginning of fiscal year	Appropriations and other obligational authority <sup>1</sup>	Transfers borrowings and investments (net) <sup>2</sup>	Outlays (net)	Balances withdrawn and other transactions <sup>3</sup>	Balances end or fiscal year <sup>4</sup>
Title	Period of Availability	Dept. Reg	Account No.	Sub No.						
<b>FEDERAL FAMILY EDUCATION LOAN PROGRAM</b>										
PROGRAM ACCOUNT, DEPARTMENT OF EDUCATION										
FUND RESOURCES:										
UNDISBURSED FUNDS	1994 NO YEAR	91	0231		---	69,966,000.00	---	45,506,683.06	---	24,459,316.94
					1,330,321,464.23	2,463,550,000.00	---	2,697,317,270.00	---	1,096,554,194.23
FUND EQUITIES:										
UNOBLIGATED BALANCE					---	---	---	---	49,091.49	-49,091.49
ACCOUNTS PAYABLE					-1,330,321,464.23	---	---	---	-231,543,109.03	-1,098,778,355.20
UNDELIVERED ORDERS					---	---	---	---	22,186,064.48	-22,186,064.48
SUBTOTAL		91	0231		-0-	2,533,516,000.00	---	2,742,823,953.06	-209,307,953.06	-0-
<b>HIGHER EDUCATION FACILITIES LOANS AND INSURANCE, DEPARTMENT OF EDUCATION</b>										
FUND RESOURCES:										
UNDISBURSED FUNDS	NO YEAR	91	0240		14,154,999.83	---	---	-5,604,540.00	8,500,000.00	11,259,539.83
ACCOUNTS RECEIVABLE					---	---	---	---	-2,763,321.74	2,763,321.74
FUND EQUITIES:										
UNOBLIGATED BALANCE					-13,101,024.66	---	---	---	-1,955,299.00	-11,145,725.66
ACCOUNTS PAYABLE					-992,645.26	---	---	---	1,829,354.74	-2,822,000.00
UNDELIVERED ORDERS					-61,329.91	---	---	---	-6,194.00	-55,135.91
SUBTOTAL		91	0240		-0-	---	---	-5,604,540.00	5,604,540.00	-0-
<b>COLLEGE HOUSING AND ACADEMIC FACILITIES LOANS PROGRAM, DEPARTMENT OF EDUCATION</b>										
FUND RESOURCES:										
UNDISBURSED FUNDS	1994 1993 1992	91	0241		---	730,000.00	---	633,057.02	---	96,942.98
					2,973,024.00	---	---	---	---	2,973,024.00
					7,539,000.00	---	---	194,849.00	---	7,344,151.00
FUND EQUITIES:										
UNOBLIGATED BALANCE					---	---	---	---	956,189.82	-956,189.82
ACCOUNTS PAYABLE					-10,512,024.00	---	---	---	-10,468,902.48	-43,121.52
UNDELIVERED ORDERS					---	---	---	---	9,414,806.64	-9,414,806.64
SUBTOTAL		91	0241		-0-	730,000.00	---	827,906.02	-97,906.02	-0-
<b>COLLEGE HOUSING AND ACADEMIC FACILITIES LOANS, LIQUIDATING ACCOUNT, DEPARTMENT OF EDUCATION</b>										
FUND RESOURCES:										
UNDISBURSED FUNDS	NO YEAR	91	0242		40,181,235.89	5,885,000.00	7,408,314.00	20,778,699.07	---	32,695,850.82
AUTHORITY TO BORROW FROM THE PUBLIC					31,292,700.00	---	-13,121,200.00	---	8,729,324.00	9,442,176.00
ACCOUNTS RECEIVABLE					---	---	---	---	-3,973,667.24	3,973,667.24
FUND EQUITIES:										
UNOBLIGATED BALANCE					-3,617,450.74	---	---	---	-1,815,294.30	-1,802,156.44
ACCOUNTS PAYABLE					-2,938,906.15	---	---	---	2,023,675.70	-4,962,581.85
UNDELIVERED ORDERS					-64,917,579.00	---	---	---	-25,570,623.23	-39,346,955.77
SUBTOTAL		91	0242		-0-	5,885,000.00	-5,712,886.00	20,778,699.07	-20,606,585.07	-0-
<b>FEDERAL DIRECT STUDENT LOAN PROGRAM, DEPARTMENT OF EDUCATION</b>										
FUND RESOURCES:										
UNDISBURSED FUNDS	1994 NO YEAR	91	0243		---	87,967,000.00	---	26,239,991.00	---	61,727,009.00
					---	260,000,000.00	---	122,006,985.25	---	137,993,014.75
FUND EQUITIES:										
UNOBLIGATED BALANCE					---	---	---	---	94,996,795.98	-94,996,795.98
ACCOUNTS PAYABLE					---	---	---	---	63,965,339.60	-63,965,339.60
UNDELIVERED ORDERS					---	---	---	---	40,757,888.17	-40,757,888.17
SUBTOTAL		91	0243		-0-	347,967,000.00	---	148,246,976.25	199,720,023.75	-0-
<b>HOWARD UNIVERSITY, DEPARTMENT OF EDUCATION</b>										
FUND RESOURCES:										
UNDISBURSED FUNDS	1994 1993 1992 1991 1990 1989	91	0603		---	189,245,000.00	---	178,733,967.01	---	10,511,032.99
					11,167,357.52	---	---	11,090,992.27	---	76,365.25
					402,726.74	---	---	-896,893.04	---	1,299,619.78
					1,660,651.34	---	---	---	---	1,660,651.34
					294,120.00	---	---	---	---	294,120.00
					968,509.24	---	---	---	---	---
ACCOUNTS RECEIVABLE	NO YEAR				24,258,865.36	3,441,000.00	---	15,086,213.57	---	12,613,651.79
					14,791,795.31	---	---	---	-34,194,437.80	48,986,233.11
FUND EQUITIES:										
UNOBLIGATED BALANCE					-13,869,222.65	---	---	---	-1,957,614.46	-11,911,608.19
UNDELIVERED ORDERS					-39,674,802.86	---	---	---	23,855,263.21	-63,530,066.07
SUBTOTAL		91	0603		-0-	192,686,000.00	---	204,014,279.81	-11,328,279.81	-0-

FOOTNOTES AT END OF CHAPTER



APPROPRIATION, OUTLAYS, AND BALANCES - Continued

Appropriation or Fund Account		Account Symbol			Balances beginning of fiscal year	Appropriations and other obligational authority <sup>1</sup>	Transfers borrowings and investments (net) <sup>2</sup>	Outlays (net)	Balances withdrawn and other transactions <sup>3</sup>	Balances end or fiscal year <sup>4</sup>
Title	Period of Availability	Dept. Reg	Account No	Sub No						
<b>OFFICE OF POSTSECONDARY EDUCATION-CONTINUED</b>										
<b>GENERAL FUND ACCOUNTS-CONTINUED</b>										
HISTORICALLY BLACK COLLEGE AND UNIVERSITY CAPITAL FINANCING PROGRAM ACCOUNT, DEPARTMENT OF EDUCATION										
FUND RESOURCES										
UNDISBURSED FUNDS	1994	91	1901		---	\$200,000 00	---	\$128,959 12	---	\$71,040 88
FUND EQUITIES										
UNOBLIGATED BALANCE					---	---	---	\$25,629 42	---	-25,629 42
ACCOUNTS PAYABLE					---	---	---	4,656 95	---	-4,656 95
UNDELIVERED ORDERS					---	---	---	40,754 51	---	-40,754 51
SUBTOTAL		91	1901		-0-	200,000 00		128,959 12	71,040 88	-0-
<b>PUBLIC ENTERPRISE FUNDS</b>										
COLLEGE HOUSING LOANS, DEPARTMENT OF EDUCATION										
FUND RESOURCES										
UNDISBURSED FUNDS	NO YEAR	91	4250		\$50,469,236 14	---	---	---	---	41,210,689 14
ACCOUNTS RECEIVABLE					8,026,462 01	---	---	---	8,026,462 01	---
FUND EQUITIES										
UNOBLIGATED BALANCE					-32,660,358 05	---	---	---	-2,046,767 48	-30,613,590 57
ACCOUNTS PAYABLE					-3,153,256 86	---	---	---	3,024,762 07	-6,178,018 93
UNDELIVERED ORDERS					-22,682,083 24	---	---	---	-18,263,003 60	-4,419,079 64
SUBTOTAL		91	4250		-0-	---	---	---	-9,258,547 00	-0-
TOTAL, OFFICE OF POSTSECONDARY EDUCATION						14,028,460,488 40	-4,845,012,886 00	7,962,359,775 24	1,221,087,827 16	---
<b>OFFICE OF EDUCATIONAL RESEARCH AND IMPROVEMENT</b>										
<b>GENERAL FUND ACCOUNTS</b>										
LIBRARIES, DEPARTMENT OF EDUCATION										
FUND RESOURCES										
UNDISBURSED FUNDS	1994	91	0104		---	128,517,000 00	---	31,405,580 48	---	97,111,419 52
	1993				96,228,477 46	---	---	77,421,101 15	---	18,807,376 31
	1992				20,957,016 66	---	---	16,140,143 98	---	4,816,872 68
	1991				3,345,096 86	---	---	902,868 07	---	2,442,228 79
	1990				2,192,217 59	---	---	434,000 61	---	1,758,216 98
	1989				2,745,586 54	---	---	260,395 16	2,485,191 38	---
	NO YEAR				51,619,258 25	17,792,000 00	---	15,659,264 63	---	53,751,993 62
ACCOUNTS RECEIVABLE					26,328,761 39	---	---	---	5,456,557 69	20,872,203 70
FUND EQUITIES										
UNOBLIGATED BALANCE					-20,023,608 51	---	---	---	-2,825,156 17	-17,198,452 34
ACCOUNTS PAYABLE					-32,630 22	---	---	---	5,085 40	-37,715 62
UNDELIVERED ORDERS					-183,360,176 02	---	---	---	-1,036,032 38	-182,324,143 64
SUBTOTAL		91	0104		-0-	146,309,000 00		142,223,354 08	4,085,645 92	-0-
EDUCATIONAL RESEARCH AND STATISTICS, DEPARTMENT OF EDUCATION										
FUND RESOURCES										
UNDISBURSED FUNDS	1994	91	1100		---	292,592,000 00	---	85,876,072 26	---	206,715,927 74
	1992-94				4,103,674 00	---	---	4,103,674 00	---	---
	1993				212,760,807 66	---	---	150,277,367 92	---	62,503,439 74
	1992-93				2,175,704 85	---	---	686,602 92	---	1,489,101 93
	1992				45,726,630 27	---	---	36,399,592 85	---	9,327,037 42
	1991				1,647,425 14	---	---	-2,407,229 26	---	4,054,654 40
	1990-91				144,796 34	---	---	---	---	144,796 34
	1990				15,389,866 71	---	---	1,782,622 84	---	13,607,243 87
	1989				1,707,426 93	---	---	119,760 98	1,587,665 95	---
ACCOUNTS RECEIVABLE					17,009,807 52	---	---	---	8,685,740 69	8,324,066 83

**APPROPRIATION, OUTLAYS, AND BALANCES - Continued**

Appropriation or Fund Account	Title	Period of Availability	Account Symbol				Balances beginning of fiscal year	Appropriations and other obligational authority <sup>1</sup>	Transfers borrowings and investments (net) <sup>2</sup>	Outlays (net)	Balances withdrawn and other transactions <sup>3</sup>	Balances end or fiscal year <sup>4</sup>
			Dept Reg	Tr Fm	Account No.	Sub No.						
FUND EQUITIES												
	UNOBLIGATED BALANCE					-9,456,564.36	-----	-----	-----	651,851.32	-10,108,415.68	
	ACCOUNTS PAYABLE					-11,116,127.70	-----	-----	-----	1,972,379.76	-13,088,507.46	
	UNDELIVERED ORDERS					-280,113,447.36	-----	-----	-----	2,855,897.77	-282,969,345.13	
	<b>SUBTOTAL</b>		91		1100	-0-	292,592,000.00	-----	276,838,464.51	15,753,535.49	-0-	
	TOTAL, OFFICE OF EDUCATIONAL RESEARCH AND IMPROVEMENT					-----	438,901,000.00	-----	419,061,818.59	19,839,181.41	-----	
<b>DEPARTMENTAL MANAGEMENT</b>												
<b>GENERAL FUND ACCOUNTS</b>												
	OFFICE FOR CIVIL RIGHTS, DEPARTMENTAL MANAGEMENT, DEPARTMENT OF EDUCATION FUND RESOURCES:											
	UNDISBURSED FUNDS	1994	91		0700	-----	56,570,000.00	-----	51,383,765.93	-----	5,186,234.07	
		1993				4,541,165.06	-----	-----	-----	-----	1,386,093.10	
		1992				19,951,057.80	-----	-----	3,155,071.96	-----	19,673,246.04	
		1991				338,049.36	-----	-----	277,811.76	-----	331,375.71	
		1990				361,105.16	-----	-----	6,673.65	-----	305,314.37	
		1989				258,500.93	-----	-----	55,790.79	-----	-----	
	ACCOUNTS RECEIVABLE					72,284.97	-----	-----	193.87	258,307.06	-----	
	FUND EQUITIES					-----	-----	-----	-----	64,139.19	8,145.78	
	UNOBLIGATED BALANCE					-681,276.16	-----	-----	-----	-----	-----	
	ACCOUNTS PAYABLE					-20,804,204.85	-----	-----	-----	22,494.56	-703,770.72	
	UNDELIVERED ORDERS					-4,036,682.27	-----	-----	-----	2,812,617.04	-23,616,821.89	
	<b>SUBTOTAL</b>		91		0700	-0-	56,570,000.00	-----	54,879,307.96	-1,466,865.81	-2,569,816.46	
	PROGRAM ADMINISTRATION, DEPARTMENTAL MANAGEMENT, DEPARTMENT OF EDUCATION FUND RESOURCES:									1,690,692.04	-0-	
	UNDISBURSED FUNDS	1994	91		0800	-----	346,008,000.00	-----	271,527,128.32	-----	74,480,871.68	
		1993				85,915,217.14	-----	-----	41,642,193.70	-----	44,273,023.44	
		1992				32,602,083.55	-----	-----	4,662,898.05	-----	27,939,185.50	
		1991				14,043,229.90	-----	-----	2,439,267.01	-----	11,603,962.89	
		1990				5,363,490.55	-----	-----	433,051.97	-----	4,930,438.58	
		1989				2,257,428.61	-----	-----	43,980.00	2,213,448.61	-----	
	ACCOUNTS RECEIVABLE	NO YEAR				654,870.92	-----	-----	14,350.74	-----	640,520.18	
	FUND EQUITIES					10.00	-----	-----	-----	-21,344,852.94	21,344,862.94	
	UNOBLIGATED BALANCE					-13,065,993.26	-----	-----	-----	9,250,338.99	-22,316,332.25	
	ACCOUNTS PAYABLE					-30,035,925.98	-----	-----	-----	31,064,835.58	-61,100,761.56	
	UNDELIVERED ORDERS					-97,734,411.43	-----	-----	-----	4,061,359.97	-101,795,771.40	
	<b>SUBTOTAL</b>		91		0800	-0-	346,008,000.00	-----	320,762,869.79	25,245,130.21	-0-	
	OFFICE OF THE INSPECTOR GENERAL, DEPARTMENTAL MANAGEMENT, DEPARTMENT OF EDUCATION FUND RESOURCES:											
	UNDISBURSED FUNDS	1994	91		1400	-----	28,840,000.00	-----	26,058,228.65	-----	2,781,771.35	
		1993				5,396,584.17	-----	-----	1,945,145.38	-----	3,451,438.79	
		1992				578,174.28	-----	-----	136,337.03	-----	441,837.25	
		1991				476,836.33	-----	-----	81,417.79	-----	395,418.54	
		1990				367,595.80	-----	-----	13,624.35	-----	353,971.45	
		1989				170,960.25	-----	-----	97.83	170,862.42	-----	
	ACCOUNTS RECEIVABLE					2,761.47	-----	-----	-----	235.07	2,526.40	
	FUND EQUITIES					-----	-----	-----	-----	703,453.10	-1,105,018.61	
	UNOBLIGATED BALANCE					-401,565.51	-----	-----	-----	1,238,809.73	-4,471,154.48	
	ACCOUNTS PAYABLE					-3,232,344.75	-----	-----	-----	-1,508,211.35	-1,850,790.69	
	UNDELIVERED ORDERS					-3,359,002.04	-----	-----	-----	605,148.97	-0-	
	<b>SUBTOTAL</b>		91		1400	-0-	28,840,000.00	-----	28,234,851.03	-----	-0-	

FOOTNOTES AT END OF CHAPTER

**APPROPRIATION, OUTLAYS, AND BALANCES - Continued**

Appropriation or Fund Account		Account Symbol			Balances beginning of fiscal year	Appropriations and other obligational authority <sup>1</sup>	Transfers borrowings and investments (net) <sup>2</sup>	Outlays (net)	Balances withdrawn and other transactions <sup>3</sup>	Balances end or fiscal year <sup>4</sup>
Title	Period of Availability	Dept Reg	Acct No	Sub No						
<b>DEPARTMENTAL MANAGEMENT-CONTINUED</b>										
<b>TRUST FUND ACCOUNTS</b>										
CONTRIBUTIONS, DEPARTMENT OF EDUCATION										
FUND RESOURCES	NO YEAR	91	8258		\$31,209.71	\$65,611.93		\$26,204.92		\$70,616.72
UNDISBURSED FUNDS					52,633.22				\$36,820.79	15,812.43
ACCOUNTS RECEIVABLE										
FUND EQUITIES										
UNOBLIGATED BALANCE					-41,065.89				44,986.26	-86,052.15
UNDELIVERED ORDERS					-42,777.04				-42,400.04	-377.00
<b>SUBTOTAL</b>		91	8258		-0-	65,611.93		26,204.92	39,407.01	-0-
<b>TOTAL, DEPARTMENTAL MANAGEMENT</b>						431,483,611.93		403,903,233.70	27,580,378.23	
<b>DEDUCTIONS FOR OFFSETTING RECEIPTS</b>										
PROPRIETARY RECEIPTS FROM THE PUBLIC										
TOTAL						-224,263,531.82		-224,263,531.82		
<b>TOTAL, DEPARTMENT OF EDUCATION</b>						31,430,303,765.51	-\$4,845,012,886.00	24,699,149,123.99	1,886,141,755.52	
<b>MEMORANDUM</b>										
<b>FINANCING ACCOUNTS</b>										
<b>PUBLIC ENTERPRISE FUNDS</b>										
FEDERAL FAMILY EDUCATION LOAN PROGRAM, FINANCING ACCOUNT										
FUND RESOURCES	NO YEAR	91	4251		3,594,286,971.95		-453,092,000.00	-2,079,214,353.41		5,220,409,325.36
UNDISBURSED FUNDS					1,146,454,714.63				-165,390,370.20	1,311,845,084.83
ACCOUNTS RECEIVABLE										
FUND EQUITIES										
UNOBLIGATED BALANCE					-4,311,262,740.95				2,047,597,453.83	-6,358,860,194.78
ACCOUNTS PAYABLE					-429,478,945.63				-286,589,853.18	-142,889,092.45
UNDELIVERED ORDERS									30,505,122.96	-30,505,122.96
<b>SUBTOTAL</b>		91	4251		-0-		-453,092,000.00	-2,079,214,353.41	1,626,122,353.41	-0-
COLLEGE HOUSING AND ACADEMIC FACILITIES										
DIRECT LOAN FINANCING ACCOUNT, DEPARTMENT OF EDUCATION										
FUND RESOURCES:	NO YEAR	91	4252				573,376.92	573,376.92		
UNDISBURSED FUNDS										
AUTHORITY TO BORROW FROM THE PUBLIC					48,953,031.00		-583,986.00		2,844,311.00	45,524,734.00
ACCOUNTS RECEIVABLE									-9,361,321.00	9,361,321.00
FUND EQUITIES										
UNDELIVERED ORDERS					-48,953,031.00				5,933,024.00	-54,886,055.00
<b>SUBTOTAL</b>		91	4252		-0-		-10,609.08	573,376.92	-583,986.00	-0-
FEDERAL DIRECT LOAN DEMONSTRATION FINANCING ACCOUNT, DEPARTMENT OF EDUCATION										
FUND RESOURCES:	NO YEAR	91	4253				433,206,576.04	342,196,209.02		91,010,367.02
UNDISBURSED FUNDS										
AUTHORITY TO BORROW FROM THE TREASURY							1,017,273,000.00	-435,000,000.00		582,273,000.00
ACCOUNTS RECEIVABLE										61,727,009.00
FUND EQUITIES:										
UNOBLIGATED BALANCE									12,288.32	-12,288.32
ACCOUNTS PAYABLE									61,727,009.00	-61,727,009.00
UNDELIVERED ORDERS									673,271,078.70	-673,271,078.70
<b>SUBTOTAL</b>		91	4253		-0-	1,017,273,000.00	-1,793,423.96	342,196,209.02	673,283,367.02	-0-
<b>TOTAL, FINANCING ACCOUNTS</b>						1,017,273,000.00	-454,896,033.04	-1,736,444,767.47	2,298,821,734.43	

**APPROPRIATION, OUTLAYS, AND BALANCES—Continued**

**FOOTNOTES**

- 1 The amounts in this column, unless otherwise footnoted, represent appropriations, increases and rescissions in borrowing authority or new contract authority. Appropriation accounts with appropriation transfer activity are presented in Table 1 (Appropriations and Appropriation Transfers) at the end of the chapter.
- 2 The amounts in this column, unless otherwise footnoted, represent transfers-other than appropriation transfers, borrowings (gross), investments (net), unrealized discounts or agent cashier funds.
- 3 The amounts in this column, unless otherwise footnoted, represent obligated balances canceled for fiscal year 1989 pursuant to 31 U.S.C. 1553, changes in unfilled customer orders, accounts receivable, accounts payable, undelivered orders, unobligated balances and adjustments to borrowing and contract authority.
- 4 Unobligated balances for no-year or unexpired multiple year accounts are available for obligation; unobligated balances for expired fiscal year accounts are not available for obligation.
- 5 Includes \$2,283.90 which represents payments for obligations of a closed account.
- 6 Includes \$0.21 which represents payments for obligations of a closed account.
- 7 Includes \$16,298.06 which represents payments for obligations of a closed account.
- 8 Represents capital transfer to miscellaneous receipts.
- 9 Includes \$46,620.90 which represents payments for obligations of a closed account.
- 10 Includes \$3,504.30 which represents payments for obligations of a closed account.

FOOTNOTES

TABLE 1-APPROPRIATIONS AND APPROPRIATION TRANSFERS-EDUCATION

ACCOUNT SYMBOL	NET APPROPRIATIONS AND APPROPRIATION TRANSFERS	APPROPRIATION AMOUNT	NET APPROPRIATION TRANSFERS	ACCOUNTS INVOLVED	AMOUNT FROM OR TO (-)	CITATIONS OF LAW
914/50200	\$8,103,325,000.00	\$8,100,160,000.00	\$3,165,000.00	97X5187	\$3,165,000.00	105 STAT 158
91X0230	2,718,736,000.00	2,718,229,750.00	506,250.00	97X5187	506,250.00	105 STAT 158
914/50500	147,000,000.00	155,000,000.00	-8,000,000.00	164/50174	-3,000,000.00	108 STAT 199
				954/52650	-3,000,000.00	107 STAT 1107
				954/52550	-2,000,000.00	107 STAT 1107
TOTALS	\$10,969,061,000.00	\$10,973,389,750.00	-\$4,328,750.00		-\$4,328,750.00	

THIS PAGE  
LEFT BLANK  
INTENTIONALLY

APPROPRIATION, OUTLAYS, AND BALANCES - Continued

Appropriation or Fund Account		Account Symbol			Balances beginning of fiscal year	Appropriations and other obligational authority <sup>1</sup>	Transfers borrowings and investments (net) <sup>2</sup>	Outlays (net)	Balances withdrawn and other transactions <sup>3</sup>	Balances end of fiscal year <sup>4</sup>
Title	Period of Availability	Dept. Reg	Tr. Fm	Account No						
<b>DEPARTMENT OF ENERGY</b>										
<b>ATOMIC ENERGY DEFENSE ACTIVITIES</b>										
<b>GENERAL FUND ACCOUNTS</b>										
ATOMIC ENERGY DEFENSE ACTIVITIES, DEPARTMENT OF ENERGY										
FUND RESOURCES										
UNDISBURSED FUNDS	NO YEAR	89		0220	\$4,981.48	-----	-----	\$4,981.48	-----	-----
TRANSFER TO:										
ARMY	NO YEAR	21	89	0220	-----	-----	-----	-664.96	-----	\$664.96
ACCOUNTS RECEIVABLE					18.52	-----	-----	-----	\$18.52	-----
FUND EQUITIES										
UNOBLIGATED BALANCE					-----	-----	-----	-----	664.96	-664.96
ACCOUNTS PAYABLE					-5,000.00	-----	-----	-----	-5,000.00	-----
					-0-	-----	-----	-----	-4,316.52	-0-
	SUBTOTAL	89		0220				4,316.52		
WEAPONS ACTIVITIES, DEPARTMENT OF ENERGY										
FUND RESOURCES										
UNDISBURSED FUNDS	NO YEAR	89		0240	3,075,565,417.27	\$3,631,836,683.57	\$5,205,437.06	4,032,851,102.40	-----	2,679,756,435.50
TRANSFER TO:										
ARMY	NO YEAR	21	89	0240	10,193,696.26	-----	-5,219,437.06	2,289,540.00	-----	2,684,719.20
FUNDS HELD OUTSIDE THE TREASURY					51,100.00	-----	14,000.00	-----	-----	65,100.00
ACCOUNTS RECEIVABLE					438,221,612.90	-----	-----	-----	111,016,011.54	327,205,601.36
UNFILLED CUSTOMER ORDERS					1,716,929,886.38	-----	-----	-----	175,501,288.20	1,541,428,598.18
FUND EQUITIES										
UNOBLIGATED BALANCE					-903,374,988.20	-----	-----	-----	-329,094,666.49	-574,280,321.71
ACCOUNTS PAYABLE					-1,409,413,132.02	-----	-----	-----	-43,499,533.81	-1,365,913,598.21
UNDELIVERED ORDERS					-2,928,173,592.59	-----	-----	-----	-317,227,058.27	-2,610,946,534.32
	SUBTOTAL	89		0240	-0-	3,631,836,683.57		4,035,140,642.40	-403,303,958.83	-0-
NEW PRODUCTION REACTOR, DEPARTMENT OF ENERGY										
FUND RESOURCES										
UNDISBURSED FUNDS	NO YEAR	89		0241	154,217,729.45	-154,217,729.45	-----	-----	-----	-----
ACCOUNTS RECEIVABLE					26,781.19	-----	-----	-----	26,781.19	-----
FUND EQUITIES										
UNOBLIGATED BALANCE					-111,277,343.65	-----	-----	-----	-111,277,343.65	-----
ACCOUNTS PAYABLE					-3,337,183.68	-----	-----	-----	-3,337,183.68	-----
UNDELIVERED ORDERS					-39,629,983.31	-----	-----	-----	-39,629,983.31	-----
	SUBTOTAL	89		0241	-0-	-154,217,729.45		-----	-154,217,729.45	-0-
DEFENSE ENVIRONMENTAL RESTORATION AND WASTE MANAGEMENT, DEPARTMENT OF ENERGY										
FUND RESOURCES										
UNDISBURSED FUNDS	NO YEAR	89		0242	2,789,524,247.13	5,135,630,323.31	-----	5,415,079,518.26	-----	2,510,075,052.18
TRANSFER TO:										
ARMY	NO YEAR	21	89	0242	134,699.50	-----	-----	125,167.93	-----	9,531.57
FEDERAL HIGHWAY ADMINISTRATION	NO YEAR	69	89	0242	35,057,084.22	-----	-----	31,385,507.58	-----	3,671,576.64
ACCOUNTS RECEIVABLE					4,938,133.58	-----	-----	-----	-126,671,943.38	131,610,076.96
FUND EQUITIES										
UNOBLIGATED BALANCE					-253,157,265.87	-----	-----	-----	61,977,866.10	-315,135,131.97
ACCOUNTS PAYABLE					-477,338,144.62	-----	-----	-----	84,360,253.99	-561,698,398.61
UNDELIVERED ORDERS					-2,099,158,753.94	-----	-----	-----	-330,626,047.17	-1,768,532,706.77
	SUBTOTAL	89		0242	-0-	5,135,630,323.31		5,446,590,193.77	-310,959,870.46	-0-
MATERIALS PRODUCTION AND OTHER DEFENSE PROGRAMS, DEPARTMENT OF ENERGY										
FUND RESOURCES										
UNDISBURSED FUNDS	NO YEAR	89		0243	2,155,141,224.90	2,114,343,578.96	-----	2,276,535,280.62	-----	1,992,949,523.24
FUNDS HELD OUTSIDE THE TREASURY					28,700.00	-----	-----	-----	-----	28,700.00
ACCOUNTS RECEIVABLE					6,550,842.24	-----	-----	-----	122,165.21	6,428,677.03
FUND EQUITIES										
UNOBLIGATED BALANCE					-510,576,208.59	-----	-----	-----	39,387,247.04	-549,963,455.63
ACCOUNTS PAYABLE					-421,875,192.16	-----	-----	-----	64,863,167.61	-486,738,359.77
UNDELIVERED ORDERS					-1,229,269,366.39	-----	-----	-----	-266,564,281.52	-962,705,084.87
	SUBTOTAL	89		0243	-0-	2,114,343,578.96		2,276,535,280.62	-162,191,701.66	-0-
DEFENSE NUCLEAR WASTE DISPOSAL, DEPARTMENT OF ENERGY										
FUND RESOURCES										
UNDISBURSED FUNDS	NO YEAR	89		0244	4,472,215.49	120,000,000.00	-----	117,778,044.86	-----	6,694,170.63

**APPROPRIATION, OUTLAYS, AND BALANCES - Continued**

Appropriation or Fund Account Title	Period of Availability	Account Symbol		Balances beginning of fiscal year	Appropriations and other obligational authority <sup>1</sup>	Transfers borrowings and investments (net) <sup>2</sup>	Outlays (net)	Balances withdrawn and other transactions <sup>3</sup>	Balances end or fiscal year <sup>4</sup>
		Dept Reg	Tr Fm						
FUND EQUITIES: UNOBLIGATED BALANCE ACCOUNTS PAYABLE				----- -4,472,215.49 -----	----- ----- -----	----- ----- -----	----- ----- -----	50,100.00 2,171,855.14 2,221,955.14	-50,100.00 -6,644,070.63 -----
TOTAL, ATOMIC ENERGY DEFENSE ACTIVITIES	SUBTOTAL	89		0244	120,000,000.00	-----	117,778,044.86	-----	-----
					10,847,592,856.39	-----	11,876,048,478.17	-1,028,455,621.78	-----
<b>ENERGY PROGRAMS</b>									
<b>GENERAL FUND ACCOUNTS</b>									
GEO THERMAL LOAN GUARANTEE AND INTEREST ASSISTANCE PROGRAM, GEO THERMAL RESOURCES DEVELOPMENT FUND, DEPARTMENT OF ENERGY FUND RESOURCES: UNDISBURSED FUNDS	NO YEAR	89		0206	5,405,847.98	-4,500,000.00	34,013.00	-----	871,834.98
FUND EQUITIES: UNOBLIGATED BALANCE ACCOUNTS PAYABLE UNDELIVERED ORDERS					-5,067,671.06 -10,029.68 -328,147.24 -----	----- ----- ----- -----	----- ----- ----- -----	-4,513,548.97 -5,442.93 -15,021.10 -----	-554,122.09 -4,586.75 -313,126.14 -----
SALARIES AND EXPENSES, FEDERAL ENERGY REGULATORY COMMISSION, DEPARTMENT OF ENERGY FUND RESOURCES: UNDISBURSED FUNDS FUNDS HELD OUTSIDE THE TREASURY ACCOUNTS RECEIVABLE	NO YEAR	89		0206	----- ----- ----- -----	-4,500,000.00	34,013.00	-4,534,013.00	-----
FUND EQUITIES: UNOBLIGATED BALANCE ACCOUNTS PAYABLE UNDELIVERED ORDERS	SUBTOTAL	89		0206	----- ----- ----- -----	-----	-----	-----	-----
FOSSIL ENERGY RESEARCH AND DEVELOPMENT, DEPARTMENT OF ENERGY FUND RESOURCES: UNDISBURSED FUNDS FUNDS HELD OUTSIDE THE TREASURY ACCOUNTS RECEIVABLE	NO YEAR	89		0212	49,695,726.82 10,000.00 142,391.60	----- ----- -----	-17,464,775.15	-----	67,160,501.97 10,000.00 124,767.23
FUND EQUITIES: UNOBLIGATED BALANCE ACCOUNTS PAYABLE UNDELIVERED ORDERS					-26,289,576.71 -9,110,601.47 -14,447,940.24 -----	----- ----- ----- -----	----- ----- ----- -----	4,211,713.18 -2,600,871.46 15,836,309.06 17,464,775.15	-30,501,289.89 -6,509,730.01 -30,284,249.30 -----
FOSSIL ENERGY RESEARCH AND DEVELOPMENT, DEPARTMENT OF ENERGY FUND RESOURCES: UNDISBURSED FUNDS FUNDS HELD OUTSIDE THE TREASURY ACCOUNTS RECEIVABLE	NO YEAR	89		0212	----- ----- ----- -----	-----	-17,464,775.15	-----	-----
FUND EQUITIES: UNOBLIGATED BALANCE ACCOUNTS PAYABLE UNDELIVERED ORDERS	SUBTOTAL	89		0212	----- ----- ----- -----	-----	-----	-----	-----
FOSSIL ENERGY RESEARCH AND DEVELOPMENT, DEPARTMENT OF ENERGY FUND RESOURCES: UNDISBURSED FUNDS FUNDS HELD OUTSIDE THE TREASURY ACCOUNTS RECEIVABLE	NO YEAR	89		0213	436,080,472.89 25,000.00 119,270.62	426,021,000.00	415,107,261.94	-----	446,994,210.95 25,000.00 159,005.77
FUND EQUITIES: UNOBLIGATED BALANCE ACCOUNTS PAYABLE UNDELIVERED ORDERS					-67,256,640.83 -64,264,709.50 -304,703,393.18 -----	----- ----- ----- -----	----- ----- ----- -----	1,532,481.59 -13,880,469.60 23,301,461.22 10,913,738.06	-68,789,122.42 -50,384,239.90 -328,004,854.40 -----
FOSSIL ENERGY CONSTRUCTION, DEPARTMENT OF ENERGY FUND RESOURCES: UNDISBURSED FUNDS FUND EQUITIES: UNOBLIGATED BALANCE UNDELIVERED ORDERS	NO YEAR	89		0213	----- ----- ----- -----	426,021,000.00	415,107,261.94	-----	-----
ENERGY CONSERVATION, DEPARTMENT OF ENERGY FUND RESOURCES: UNDISBURSED FUNDS TRANSFER TO AGRICULTURE, OFFICE OF THE SECRETARY FUNDS HELD OUTSIDE THE TREASURY ACCOUNTS RECEIVABLE	NO YEAR	89		0214	864,941.15	-----	15,311.00	-----	849,630.15
FUND EQUITIES: UNOBLIGATED BALANCE UNDELIVERED ORDERS					-56,378.34 -808,562.81 -----	----- ----- -----	----- ----- -----	6.00 -15,317.00 -15,311.00	-56,384.34 -793,245.81 -----
ENERGY CONSERVATION, DEPARTMENT OF ENERGY FUND RESOURCES: UNDISBURSED FUNDS TRANSFER TO AGRICULTURE, OFFICE OF THE SECRETARY FUNDS HELD OUTSIDE THE TREASURY ACCOUNTS RECEIVABLE	NO YEAR	89		0214	----- ----- ----- -----	-----	15,311.00	-----	-----
FUND EQUITIES: UNOBLIGATED BALANCE ACCOUNTS PAYABLE UNDELIVERED ORDERS	SUBTOTAL	89		0214	----- ----- ----- -----	-----	-----	-----	-----
ENERGY CONSERVATION, DEPARTMENT OF ENERGY FUND RESOURCES: UNDISBURSED FUNDS TRANSFER TO AGRICULTURE, OFFICE OF THE SECRETARY FUNDS HELD OUTSIDE THE TREASURY ACCOUNTS RECEIVABLE	NO YEAR	89		0215	572,215,374.52	669,087,225.00	20,514.80	582,219,334.48	659,103,779.84
FUND EQUITIES: UNOBLIGATED BALANCE ACCOUNTS PAYABLE UNDELIVERED ORDERS					5,000.00 7,500.00 1,025,881.84	----- ----- -----	-20,514.80	-----	2,535.00 7,500.00 1,365,000.88
ENERGY CONSERVATION, DEPARTMENT OF ENERGY FUND RESOURCES: UNDISBURSED FUNDS TRANSFER TO AGRICULTURE, OFFICE OF THE SECRETARY FUNDS HELD OUTSIDE THE TREASURY ACCOUNTS RECEIVABLE	NO YEAR	12	89	0215	----- ----- ----- -----	-----	-----	-----	-----
FUND EQUITIES: UNOBLIGATED BALANCE ACCOUNTS PAYABLE UNDELIVERED ORDERS					-32,032,266.62 -7,877,113.42 -533,344,376.32 -----	----- ----- ----- -----	----- ----- ----- -----	8,319,378.00 -4,831,662.48 83,737,343.84 86,885,940.32	-40,351,644.62 -3,045,450.94 -617,081,720.16 -----
	SUBTOTAL	89		0215	----- ----- ----- -----	669,087,225.00	582,201,284.68	-----	-----

FOOTNOTES AT END OF CHAPTER



APPROPRIATION, OUTLAYS, AND BALANCES - Continued

Appropriation or Fund Account		Account Symbol				Balances beginning of fiscal year	Appropriations and other obligational authority <sup>1</sup>	Transfers borrowings and investments (net) <sup>2</sup>	Outlays (net)	Balances withdrawn and other transactions <sup>3</sup>	Balances end or fiscal year <sup>4</sup>
Title	Period of Availability	Dept Reg	Account No	Sub No							
<b>ENERGY PROGRAMS-CONTINUED</b>											
<b>GENERAL FUND ACCOUNTS-CONTINUED</b>											
ENERGY INFORMATION ADMINISTRATION, DEPARTMENT OF ENERGY FUND RESOURCES											
UNDISBURSED FUNDS	1991-92	89	0216		\$22,240.97	---	---	---	---	\$22,240.97	
	1991				981,804.55	---	---	\$113,978.36	---	867,826.19	
	1990-91				37,587.05	---	---	---	---	37,587.05	
	1990				576,280.26	---	---	103,890.85	---	472,389.41	
	1989-90				66,199.39	---	---	---	---	66,199.39	
	1989				796,872.05	---	---	105,021.13	\$691,850.92	---	
	NO YEAR				30,751,810.31	\$86,553,000.00	---	83,137,195.92	---	34,167,614.39	
ACCOUNTS RECEIVABLE					27,175.28	---	---	---	3,468.75	23,706.53	
FUND EQUITIES:						---	---	---	---		
UNOBLIGATED BALANCE					-4,922,393.72	---	---	---	-1,926,214.69	-2,996,179.03	
ACCOUNTS PAYABLE					-4,963,998.43	---	---	---	-230,302.83	-4,733,695.60	
UNDELIVERED ORDERS					-23,373,577.71	---	---	---	4,554,111.59	-27,927,689.30	
SUBTOTAL	89		0216		-0-	86,553,000.00	---	83,460,086.26	3,092,913.74	-0-	
ECONOMIC REGULATION, DEPARTMENT OF ENERGY FUND RESOURCES											
UNDISBURSED FUNDS	1991	89	0217		2,452,645.77	---	---	24,862.67	---	2,427,783.10	
	1990				2,459,942.46	---	---	21,266.72	---	2,438,675.74	
	1989				1,608,258.09	---	---	24,067.46	1,584,190.63	---	
	NO YEAR				4,788,020.58	12,994,000.00	---	12,941,016.50	---	4,841,004.08	
ACCOUNTS RECEIVABLE					10,845.14	---	---	---	5,072.61	5,772.53	
FUND EQUITIES:						---	---	---	---		
UNOBLIGATED BALANCE					-8,511,301.84	---	---	---	-887,053.11	-7,624,248.73	
ACCOUNTS PAYABLE					-520,543.30	---	---	---	-128,495.84	-392,047.46	
UNDELIVERED ORDERS					-2,287,866.90	---	---	---	-590,927.64	-1,696,939.26	
SUBTOTAL	89		0217		-0-	12,994,000.00	---	13,011,213.35	-17,213.35	-0-	
STRATEGIC PETROLEUM RESERVE, DEPARTMENT OF ENERGY FUND RESOURCES											
UNDISBURSED FUNDS	NO YEAR	89	0218		134,312,806.95	206,810,000.00	---	194,434,010.73	---	146,688,796.22	
FUNDS HELD OUTSIDE THE TREASURY					10,000.00	---	---	---	---	10,000.00	
ACCOUNTS RECEIVABLE					19,373.15	---	---	---	-23,730.61	43,103.76	
FUND EQUITIES:						---	---	---	---		
UNOBLIGATED BALANCE					-38,667,802.46	---	---	---	-18,679,151.55	-19,988,650.91	
ACCOUNTS PAYABLE					-24,562,785.60	---	---	---	3,245,448.32	-27,808,233.92	
UNDELIVERED ORDERS					-71,111,592.04	---	---	---	27,833,423.11	-98,945,015.15	
SUBTOTAL	89		0218		-0-	206,810,000.00	---	194,434,010.73	12,375,989.27	-0-	
NAVAL PETROLEUM AND OIL SHALE RESERVES, DEPARTMENT OF ENERGY FUND RESOURCES											
UNDISBURSED FUNDS	NO YEAR	89	0219		595,817,391.98	214,772,000.00	---	227,112,705.33	---	583,476,686.65	
FUNDS HELD OUTSIDE THE TREASURY					4,500.00	---	---	---	---	4,500.00	
ACCOUNTS RECEIVABLE					17,326,895.66	---	---	---	17,189,271.74	137,623.92	
FUND EQUITIES:						---	---	---	---		
UNOBLIGATED BALANCE					-458,980,011.15	---	---	---	-10,732,953.03	-448,247,058.12	
ACCOUNTS PAYABLE					-35,752,613.87	---	---	---	3,644,575.55	-39,397,189.42	
UNDELIVERED ORDERS					-118,416,162.62	---	---	---	-22,441,599.59	-95,974,563.03	
SUBTOTAL	89		0219		-0-	214,772,000.00	---	227,112,705.33	-12,340,705.33	-0-	
GENERAL SCIENCE AND RESEARCH ACTIVITIES, DEPARTMENT OF ENERGY FUND RESOURCES											
UNDISBURSED FUNDS	NO YEAR	89	0222		593,837,646.54	1,604,483,000.00	\$2,000.00	1,267,804,733.35	---	930,517,913.19	
FUNDS HELD OUTSIDE THE TREASURY					2,000.00	---	-2,000.00	---	---	---	
ACCOUNTS RECEIVABLE					27,053.58	---	---	---	10,783.43	16,270.15	
FUND EQUITIES:						---	---	---	---		
UNOBLIGATED BALANCE					-2,585,004.07	---	---	---	301,199,597.27	-303,784,601.34	
ACCOUNTS PAYABLE					-202,101,437.18	---	---	---	-6,370,811.73	-195,730,625.45	
UNDELIVERED ORDERS					-389,180,258.87	---	---	---	41,838,697.68	-431,018,956.55	
SUBTOTAL	89		0222		-0-	1,604,483,000.00	---	1,267,804,733.35	336,678,266.65	-0-	
ENERGY SUPPLY, RESEARCH AND DEVELOPMENT ACTIVITIES, DEPARTMENT OF ENERGY FUND RESOURCES											
UNDISBURSED FUNDS	NO YEAR	89	0224		2,275,689,237.98	3,208,352,643.61	-2,000.00	3,043,184,800.59	---	2,440,855,081.00	
TRANSFER TO:						---	---	---	---		
HOUSING AND URBAN DEVELOPMENT	NO YEAR	86	89	0224	225,268.42	---	---	---	---	225,268.42	
CORPS OF ENGINEERS	NO YEAR	96	89	0224	37,932.13	---	---	3,495.73	---	34,436.40	

**APPROPRIATION, OUTLAYS, AND BALANCES - Continued**

Appropriation or Fund Account Title	Period of Availability	Account Symbol			Balances beginning of fiscal year	Appropriations and other obligational authority <sup>1</sup>	Transfers borrowings and investments (net) <sup>2</sup>	Outlays (net)	Balances withdrawn and other transactions <sup>3</sup>	Balances end or fiscal year <sup>4</sup>
		Dept Reg	Tr Fm	Account No.						
FUNDS HELD OUTSIDE THE TREASURY					28,000.00	-----	2,000.00	-----	-----	30,000.00
ACCOUNTS RECEIVABLE					46,886,824.53	-----	-----	-----	-13,254,611.62	60,141,436.15
UNFULFILLED CUSTOMER ORDERS					313,408,164.78	-----	-----	-----	-100,968,089.79	414,376,254.57
FUND EQUITIES:										
UNOBLIGATED BALANCE					-153,247,309.26	-----	-----	-----	96,448,685.66	-249,695,994.92
ACCOUNTS PAYABLE					-571,312,293.22	-----	-----	-----	149,490,729.37	-720,803,022.59
UNDELIVERED ORDERS					-1,911,715,825.96	-----	-----	-----	33,447,633.67	-1,945,163,459.03
SUBTOTAL		89		0224	-----	3,208,352,643.61	-----	3,043,188,296.32	165,164,347.29	-----
URANIUM SUPPLY AND ENRICHMENT ACTIVITIES, DEPARTMENT OF ENERGY										
FUND RESOURCES:										
UNDISBURSED FUNDS	NO YEAR	89		0226	498,885,062.76	130,944,755.17	-121,145,638.17	245,768,250.97	-----	262,915,928.79
TRANSFER TO:										
GENERAL SERVICES ADMINISTRATION	NO YEAR	47	89	0226	3,328,858.06	-----	-----	3,235,521.97	-----	93,336.09
FUND EQUITIES:										
UNOBLIGATED BALANCE					1,057.00	-----	-----	-----	764.00	293.00
ACCOUNTS PAYABLE					-303,961,660.79	-----	-----	-----	-169,222,075.21	-134,739,585.58
UNDELIVERED ORDERS					-16,378,082.08	-----	-----	-----	-9,588,373.06	-6,789,709.02
SUBTOTAL		89		0226	-181,875,234.95	-----	-121,145,638.17	249,003,772.94	-239,204,655.94	-----
SPR PETROLEUM ACCOUNT, DEPARTMENT OF ENERGY										
FUND RESOURCES:										
UNDISBURSED FUNDS	NO YEAR	89		0233	415,861,345.95	-----	-----	81,470,345.43	-----	334,391,000.52
FUND EQUITIES:										
UNOBLIGATED BALANCE					-403,963,530.21	-----	-----	-----	-73,858,674.19	-330,104,856.02
ACCOUNTS PAYABLE					-4,600,544.34	-----	-----	-----	-3,391,214.92	-1,209,329.42
UNDELIVERED ORDERS					-7,297,271.40	-----	-----	-----	-4,220,456.32	-3,076,815.08
SUBTOTAL		89		0233	-----	-----	-----	81,470,345.43	-81,470,345.43	-----
EMERGENCY PREPAREDNESS, DEPARTMENT OF ENERGY										
FUND RESOURCES:										
UNDISBURSED FUNDS	1991	89		0234	305,606.65	-----	-----	47,988.41	-----	257,618.24
	1990				120,644.97	-----	-----	102.35	-----	120,542.62
	1989				56,993.91	-----	-----	3,012.91	-----	-----
	NO YEAR				3,988,386.94	8,901,000.00	-----	9,088,860.61	53,981.00	3,800,526.33
FUND EQUITIES:										
UNOBLIGATED BALANCE					5,591.90	-----	-----	-----	-6,318.85	11,910.75
ACCOUNTS PAYABLE					-1,192,284.51	-----	-----	-----	71,654.69	-1,263,939.20
UNDELIVERED ORDERS					-293,475.58	-----	-----	-----	106,492.17	-399,967.75
SUBTOTAL		89		0234	-2,991,464.28	8,901,000.00	-----	9,139,964.28	-464,773.29	-2,526,690.99
CLEAN COAL TECHNOLOGY, DEPARTMENT OF ENERGY										
FUND RESOURCES:										
UNDISBURSED FUNDS	NO YEAR	89		0235	1,456,858,015.39	221,512,500.00	-----	232,144,968.60	-----	1,446,225,546.79
ACCOUNTS RECEIVABLE					8,218.40	-----	-----	-----	2,032.40	6,186.00
FUND EQUITIES:										
UNOBLIGATED BALANCE					-1,202,277,347.03	-----	-----	-----	-81,030,360.26	-1,121,246,986.77
ACCOUNTS PAYABLE					-20,914,395.51	-----	-----	-----	-13,196,534.58	-7,717,860.93
UNDELIVERED ORDERS					-233,674,491.25	-----	-----	-----	83,592,393.84	-317,266,885.09
SUBTOTAL		89		0235	-----	221,512,500.00	-----	232,144,968.60	-10,632,468.60	-----
<b>SPECIAL FUND ACCOUNTS</b>										
PAYMENT TO STATES UNDER FEDERAL POWER ACT										
FUND RESOURCES:										
UNDISBURSED FUNDS	NO YEAR	89		5105	2,279,627.30	2,514,841.02	-----	2,279,626.94	-----	2,514,841.38
FUND EQUITIES:										
UNOBLIGATED BALANCE					-2,279,627.30	-----	-----	-----	235,214.08	-2,514,841.38
ACCOUNTS PAYABLE					-2,279,627.31	-----	-----	-----	249,334.08	-2,528,961.39
UNDELIVERED ORDERS					2,279,627.31	-----	-----	-----	-249,334.08	2,528,961.39
SUBTOTAL		89		5105	-----	2,514,841.02	-----	2,279,626.94	235,214.08	-----
ALTERNATIVE FUELS PRODUCTION, DEPARTMENT OF ENERGY										
FUND RESOURCES:										
UNDISBURSED FUNDS	NO YEAR	89		5180	15,705,873.11	-----	-----	153,894.25	-----	15,551,978.86
FUND EQUITIES:										
UNOBLIGATED BALANCE					-5,622,747.30	-----	-----	-----	-85,371.42	-5,537,375.88
ACCOUNTS PAYABLE					-24,714.12	-----	-----	-----	-20,261.40	-4,452.72
UNDELIVERED ORDERS					-10,058,411.69	-----	-----	-----	-48,261.43	-10,010,150.26
SUBTOTAL		89		5180	-----	-----	-----	153,894.25	-153,894.25	-----

FOOTNOTES AT END OF CHAPTER



**APPROPRIATION, OUTLAYS, AND BALANCES - Continued**

Appropriation or Fund Account Title	Period of Availability	Account Symbol			Balances beginning of fiscal year	Appropriations and other obligational authority <sup>1</sup>	Transfers borrowings and investments (net) <sup>2</sup>	Outlays (net)	Balances withdrawn and other transactions <sup>3</sup>	Balances end or fiscal year <sup>4</sup>
		Dept Reg	Tr fm	Account No.						
FUND EQUITIES:										
UNOBLIGATED BALANCE					-355,775 71	-----	-----	220,332.87	-576,108.58	
ACCOUNTS PAYABLE					-28,669 05	-----	-----	-1,735 99	-26,933.06	
UNDELIVERED ORDERS					-848,571 74	-----	-----	425,247 50	-1,273,819.24	
SUBTOTAL		89		0304	-0-	4,010,000.00	3,366,155.62	643,844 38	-0-	
TOTAL, ALASKA POWER ADMINISTRATION					-----	4,010,000.00	3,366,155.62	643,844 38	-----	
<b>BONNEVILLE POWER ADMINISTRATION</b>										
<b>PUBLIC ENTERPRISE FUNDS</b>										
BONNEVILLE POWER ADMINISTRATION FUND, POWER MARKETING ADMINISTRATIONS, DEPARTMENT OF ENERGY FUND RESOURCES:										
UNDISBURSED FUNDS	NO YEAR	89		4045	207,244,126 28	-----	284,676,931 66	179,055,516 81	116,811,668 00	196,053,873 13
FUNDS HELD OUTSIDE THE TREASURY					101,237 82	-----	-49,931 66	-----	-----	51,306 16
AUTHORITY TO BORROW FROM THE TREASURY					206,431,667 08	340,383,380.70	-340,500,000.00	-----	-----	206,315,047 78
ACCOUNTS RECEIVABLE					102,489,548 04	-----	-----	-39,983,624 44	142,473,172 48	
FUND EQUITIES:										
UNOBLIGATED BALANCE					-78,105,731 98	-----	-----	-49,005,292 54	-29,100,439 44	
ACCOUNTS PAYABLE					-175,060,244 87	-----	-----	53,294,718 89	-228,354,963 76	
UNDELIVERED ORDERS					-263,100,602 37	-----	-----	24,337,393 98	-287,437,996.35	
SUBTOTAL		89		4045	-0-	340,383,380.70	-55,873,000.00	179,055,516 81	105,454,863.89	-0-
TOTAL, BONNEVILLE POWER ADMINISTRATION					-----	340,383,380.70	-55,873,000.00	179,055,516 81	105,454,863.89	-----
<b>SOUTHEASTERN POWER ADMINISTRATION</b>										
<b>GENERAL FUND ACCOUNTS</b>										
OPERATION AND MAINTENANCE, SOUTHEASTERN POWER ADMINISTRATION, POWER MARKETING ADMINISTRATIONS, DEPARTMENT OF ENERGY FUND RESOURCES:										
UNDISBURSED FUNDS	NO YEAR	89		0302	15,737,337 58	29,742,000 00	-----	24,903,572 59	-----	20,575,764 99
FUNDS HELD OUTSIDE THE TREASURY					2,500 00	-----	-----	-----	-----	2,500 00
ACCOUNTS RECEIVABLE					2,500 00	-----	-----	-----	-----	2,500 00
FUND EQUITIES:										
UNOBLIGATED BALANCE					-13,072,643 70	-----	-----	5,096,068 28	-18,168,711 98	
ACCOUNTS PAYABLE					-2,634,974 15	-----	-----	-474,320 79	-2,160,653 36	
UNDELIVERED ORDERS					-34,719 73	-----	-----	216,679 92	-251,399 65	
SUBTOTAL		89		0302	-0-	29,742,000 00	24,903,572 59	4,838,427 41	-0-	
<b>SPECIAL FUND ACCOUNTS</b>										
CONTINUING FUND, SOUTHEASTERN POWER ADMINISTRATION, POWER MARKETING ADMINISTRATIONS, DEPARTMENT OF ENERGY FUND RESOURCES:										
UNDISBURSED FUNDS	NO YEAR	89		5653	50,000 00	-----	-----	-----	-----	50,000 00
FUND EQUITIES:										
UNOBLIGATED BALANCE					-50,000 00	-----	-----	-----	-----	-50,000 00
SUBTOTAL		89		5653	-0-	-----	-----	-----	-----	-0-
TOTAL, SOUTHEASTERN POWER ADMINISTRATION					-----	29,742,000.00	24,903,572.59	4,838,427 41	-----	

FOOTNOTES AT END OF CHAPTER

APPROPRIATION, OUTLAYS, AND BALANCES - Continued

Appropriation or Fund Account		Account Symbol			Balances beginning of fiscal year	Appropriations and other obligational authority <sup>1</sup>	Transfers borrowings and investments (net) <sup>2</sup>	Outlays (net)	Balances withdrawn and other transactions <sup>3</sup>	Balances end or fiscal year <sup>4</sup>
Title	Period of Availability	Dept Reg	Tr Fm	Account No						
<b>POWER MARKETING ADMINISTRATIONS-CONTINUED</b>										
<b>SOUTHWESTERN POWER ADMINISTRATION</b>										
<b>GENERAL FUND ACCOUNTS</b>										
OPERATION AND MAINTENANCE, SOUTHWESTERN POWER ADMINISTRATION, POWER MARKETING ADMINISTRATIONS, DEPARTMENT OF ENERGY										
FUND RESOURCES:										
UNDISBURSED FUNDS	NO YEAR	89		0303	\$30,636,245.49	\$33,587,000.00	-----	\$32,504,073.20	-----	\$31,719,172.29
FUNDS HELD OUTSIDE THE TREASURY					7,300.00	-----	-----	-----	-----	7,300.00
ACCOUNTS RECEIVABLE					507,790.17	-----	-----	-----	-\$2,124,304.24	2,632,094.41
UNFILLED CUSTOMER ORDERS					580,536.65	-----	-----	-----	98,592.90	481,943.75
FUND EQUITIES:										
UNOBLIGATED BALANCE					-9,727,066.60	-----	-----	-----	27,415.82	-9,754,482.42
ACCOUNTS PAYABLE					-4,911,133.68	-----	-----	-----	1,409,104.37	-6,320,238.05
UNDELIVERED ORDERS					-17,093,672.03	-----	-----	-----	1,672,117.95	-18,765,789.98
<b>SUBTOTAL</b>	89			0303	-0-	33,587,000.00	-----	32,504,073.20	1,082,926.80	-0-
<b>SPECIAL FUND ACCOUNTS</b>										
CONTINUING FUND, SOUTHWESTERN POWER ADMINISTRATION, POWER MARKETING ADMINISTRATIONS, DEPARTMENT OF ENERGY										
FUND RESOURCES:										
UNDISBURSED FUNDS	NO YEAR	89		5649	300,000.00	-----	-----	-----	-----	300,000.00
FUND EQUITIES:										
UNOBLIGATED BALANCE					-300,000.00	-----	-----	-----	-----	-300,000.00
<b>SUBTOTAL</b>	89			5649	-0-	-----	-----	-----	-----	-0-
<b>TOTAL, SOUTHWESTERN POWER ADMINISTRATION</b>					-----	33,587,000.00	-----	32,504,073.20	1,082,926.80	-----
<b>WESTERN AREA POWER ADMINISTRATION</b>										
<b>SPECIAL FUND ACCOUNTS</b>										
CONSTRUCTION, REHABILITATION, OPERATION, AND MAINTENANCE, WESTERN AREA POWER ADMINISTRATION, POWER MARKETING ADMINISTRATIONS, DEPARTMENT OF ENERGY										
FUND RESOURCES:										
UNDISBURSED FUNDS	NO YEAR	89		5068	379,739,909.09	286,124,000.00	\$41,380.00	347,273,327.85	-----	318,631,961.24
FUNDS HELD OUTSIDE THE TREASURY					375,540.00	-----	-41,380.00	-----	-----	334,160.00
ACCOUNTS RECEIVABLE					3,704,155.88	-----	-----	-----	-6,602,301.56	10,306,457.44
UNFILLED CUSTOMER ORDERS					6,683,987.34	-----	-----	-----	2,602,224.79	4,081,762.55
FUND EQUITIES:										
UNOBLIGATED BALANCE					-73,640,308.70	-----	-----	-----	29,286,475.79	-102,926,784.49
ACCOUNTS PAYABLE					-117,572,628.52	-----	-----	-----	-51,754,855.28	-65,817,773.24
UNDELIVERED ORDERS					-199,290,655.09	-----	-----	-----	-34,680,871.59	-164,609,783.50
<b>SUBTOTAL</b>	89			5068	-0-	286,124,000.00	-----	347,273,327.85	-61,149,327.85	-0-
EMERGENCY FUND, WESTERN AREA POWER ADMINISTRATION, POWER MARKETING ADMINISTRATIONS, DEPARTMENT OF ENERGY										
FUND RESOURCES:										
UNDISBURSED FUNDS	NO YEAR	89		5069	480,834.90	19,165.10	-----	-----	-----	500,000.00

**APPROPRIATION, OUTLAYS, AND BALANCES - Continued**

Appropriation or Fund Account Title	Period of Availability	Account Symbol		Balances beginning of fiscal year	Appropriations and other obligational authority <sup>1</sup>	Transfers borrowings and investments (net) <sup>2</sup>	Outlays (net)	Balances withdrawn and other transactions <sup>3</sup>	Balances end or fiscal year <sup>4</sup>
		Dept. Reg	Tr. Fm						
FUND EQUITIES: UNOBLIGATED BALANCE				-480,834.90	-----	-----	-----	19,165.10	-500,000.00
<b>PUBLIC ENTERPRISE FUNDS</b>	SUBTOTAL	89		-0-	19,165.10	-----	-----	19,165.10	-0-
COLORADO RIVER BASINS POWER MARKETING FUND, WESTERN AREA POWER ADMINISTRATION, POWER MARKETING ADMINISTRATIONS, DEPARTMENT OF ENERGY FUND RESOURCES: UNDISBURSED FUNDS	NO YEAR	89		59,869,285.81	-----	-----	-5,133,015.86	-----	65,002,301.67
FUNDS HELD OUTSIDE THE TREASURY				48,000.00	-----	-----	-----	-----	48,000.00
ACCOUNTS RECEIVABLE				94,329.89	-----	-----	-----	19,226.15	75,103.74
FUND EQUITIES: UNOBLIGATED BALANCE				-46,956,081.68	-----	-----	-----	3,242,031.83	-50,198,113.51
ACCOUNTS PAYABLE				-5,347,195.63	-----	-----	-----	2,136,643.39	-7,483,839.02
UNDELIVERED ORDERS				-7,708,338.39	-----	-----	-----	-264,885.51	-7,443,452.88
	SUBTOTAL	89		-0-	-----	-----	-5,133,015.86	5,133,015.86	-0-
TOTAL, WESTERN AREA POWER ADMINISTRATION				-----	286,143,165.10	-----	342,140,311.99	-55,997,146.89	-----
TOTAL, POWER MARKETING ADMINISTRATIONS				-----	693,865,545.80	-55,873,000.00	581,969,630.21	56,022,915.59	-----
<b>DEPARTMENTAL ADMINISTRATION</b>									
<b>GENERAL FUND ACCOUNTS</b>									
INTERNATIONAL COOPERATION IN NONNUCLEAR TECHNOLOGY, SPECIAL FOREIGN CURRENCY PROGRAM, DEPARTMENT OF ENERGY FUND RESOURCES: UNDISBURSED FUNDS	NO YEAR	89		1,143,395.10	-----	-----	-6,283.00	1,149,678.10	-----
ACCOUNTS RECEIVABLE				6,283.00	-----	-----	-----	6,283.00	-----
FUND EQUITIES: UNOBLIGATED BALANCE				-1,149,678.10	-----	-----	-----	-1,149,678.10	-----
	SUBTOTAL	89		-0-	-----	-----	-6,283.00	6,283.00	-0-
DEPARTMENTAL ADMINISTRATION, DEPARTMENT OF ENERGY FUND RESOURCES: UNDISBURSED FUNDS	NO YEAR	89		174,485,717.22	289,249,138.38	-17,500.00	310,132,212.98	-----	153,585,142.62
UNDISTRIBUTED SIBAC CHARGEBACKS, ALBUQUERQUE, NEW MEXICO	NO YEAR	89	302	-183,953.04	-----	-----	-183,953.04	-----	-----
FUNDS HELD OUTSIDE THE TREASURY				280,750.00	-----	17,500.00	-----	-----	298,250.00
ACCOUNTS RECEIVABLE				2,859,806.12	-----	-----	-----	-2,845,961.04	5,705,767.16
FUND EQUITIES: UNOBLIGATED BALANCE				-66,046,897.58	-----	-----	-----	-13,718,865.13	-52,328,032.45
ACCOUNTS PAYABLE				-33,563,178.73	-----	-----	-----	7,676,842.45	-41,240,021.18
UNDELIVERED ORDERS				-77,832,243.99	-----	-----	-----	-11,811,137.84	-66,021,106.15
	SUBTOTAL	89		-0-	289,249,138.38	-----	309,948,259.94	-20,699,121.56	-0-
EXPENSES, OFFICE OF THE INSPECTOR GENERAL, DEPARTMENT OF ENERGY FUND RESOURCES: UNDISBURSED FUNDS	NO YEAR	89		11,617,412.55	30,362,000.00	-----	27,954,780.14	-----	14,024,632.41
ACCOUNTS RECEIVABLE				120,566.76	-----	-----	-----	40,622.18	79,944.58
FUND EQUITIES: UNOBLIGATED BALANCE				-6,333,405.72	-----	-----	-----	3,072,122.44	-9,405,528.16
ACCOUNTS PAYABLE				-2,423,549.57	-----	-----	-----	-123,195.62	-2,300,353.95
UNDELIVERED ORDERS				-2,981,024.02	-----	-----	-----	-582,329.14	-2,398,684.88
	SUBTOTAL	89		-0-	30,362,000.00	-----	27,954,780.14	2,407,219.86	-0-
TOTAL, DEPARTMENTAL ADMINISTRATION				-----	319,611,138.38	-----	337,896,757.08	-18,285,618.70	-----

FOOTNOTES AT END OF CHAPTER

APPROPRIATION, OUTLAYS, AND BALANCES - Continued

Appropriation or Fund Account		Account Symbol			Balances beginning of fiscal year	Appropriations and other obligational authority <sup>1</sup>	Transfers borrowings and investments (net) <sup>2</sup>	Outlays (net)	Balances withdrawn and other transactions <sup>3</sup>	Balances end or fiscal year <sup>4</sup>
Title	Period of Availability	Dept Reg	Tr Fm	Account No.						
<b>DEDUCTIONS FOR OFFSETTING RECEIPTS</b>										
PROPRIETARY RECEIPTS FROM THE PUBLIC					-----	-\$1,558,168,779.17	-----	-\$1,558,168,779.17	-----	-----
INTRABUDGETARY TRANSACTIONS					-----	-321,979,447.57	-----	-321,979,447.57	-----	-----
TOTAL					-----	-1,880,148,226.74	-----	-1,880,148,226.74	-----	-----
TOTAL, DEPARTMENT OF ENERGY					-----	17,666,709,370.82	-\$107,502,947.00	17,839,637,633.12	-\$280,431,209.30	-----

**APPROPRIATION, OUTLAYS, AND BALANCES—Continued**

**FOOTNOTES**

- 1 The amounts in this column, unless otherwise footnoted, represent appropriations, increases and rescissions in borrowing authority or new contract authority. Appropriation accounts with appropriation transfer activity are presented in Table 1 (Appropriations and Appropriation Transfers) at the end of the chapter.
- 2 The amounts in this column, unless otherwise footnoted, represent transfers-other than appropriation transfers, borrowings (gross), investments (net), unrealized discounts or agent cashier funds.
- 3 The amounts in this column, unless otherwise footnoted, represent obligated balances canceled for fiscal year 1989 pursuant to 31 U.S.C. 1553, changes in unfilled customer orders, accounts receivable, accounts payable, undelivered orders, unobligated balances and adjustments to borrowing and contract authority.
- 4 Unobligated balances for no-year or unexpired multiple year accounts are available for obligation; unobligated balances for expired fiscal year accounts are not available for obligation.
- 5 Includes \$114,133,844.77 which is covered by investments.
- 6 Includes \$284,627,000.00 which represents net borrowing from the U.S. Treasury.
- 7 Represents capital transfer to miscellaneous receipts.



FOOTNOTES

TABLE 1-APPROPRIATIONS AND APPROPRIATION TRANSFERS-ENERGY

ACCOUNT SYMBOL	NET APPROPRIATIONS AND APPROPRIATION TRANSFERS	APPROPRIATION AMOUNT	NET APPROPRIATION TRANSFERS	ACCOUNTS INVOLVED	AMOUNT FROM OR TO (-)	CITATIONS OF LAW
89X0206	-\$4,500,000.00	\$0.00	-\$4,500,000.00	89X0224	-\$4,500,000.00	107 STAT 1325
89X0213	426,021,000.00	430,674,000.00	-4,653,000.00	89X0224	-4,653,000.00	106 STAT 4249
89X0215	669,087,225.00	672,843,225.00	-3,756,000.00	89X0224	-3,756,000.00	106 STAT 4249
89X0222	1,604,483,000.00	1,615,114,000.00	-10,631,000.00	89X0224	-10,631,000.00	106 STAT 4249
89X0224	3,208,352,643.61	3,112,110,000.00	96,242,643.61	11X1093	30,000,000.00	22 USC 2392
				89X0206	4,500,000.00	107 STAT 1325
				89X0213	4,653,000.00	106 STAT 4249
				89X0215	3,756,000.00	106 STAT 4249
				89X0222	10,631,000.00	106 STAT 4249
				89X0235	3,487,500.00	106 STAT 4249
				89X0240	-107,056.39	105 STAT 532
				89X0242	37,002,397.00	106 STAT 1339
				89X0243	3,319,803.00	106 STAT 4249
				89X4180	-1,000,000.00	108 STAT 1714
89X0226	130,944,755.17	135,092,000.00	-4,147,244.83	89X5231	-4,147,244.83	107 STAT 1326
89X0235	221,512,500.00	225,000,000.00	-3,487,500.00	89X0224	-3,487,500.00	106 STAT 4249
89X0240	3,631,836,683.57	3,595,198,000.00	36,638,683.57	11X1093	35,000,000.00	22 USC 2392
				89X0224	107,056.39	105 STAT 532
				89X0242	1,222,451.22	105 STAT 532
				89X0243	309,175.96	105 STAT 532
89X0241	-154,217,729.45	0.00	-154,217,729.45	89X0243	-154,217,729.45	107 STAT 1328
89X0242	5,135,630,323.31	5,181,855,000.00	-46,224,676.69	68X0108	-6,200,000.00	107 STAT 1328
				684/50108	0.00	107 STAT 1328
				6840200	0.00	107 STAT 1328
				6840201	-1,800,000.00	107 STAT 1328
				89X0224	-37,002,397.00	106 STAT 1339
				89X0240	-1,222,451.22	105 STAT 532
				89X0243	171.53	105 STAT 532
89X0243	2,114,343,578.96	1,963,755,000.00	150,588,578.96	89X0224	-3,319,803.00	106 STAT 4249
				89X0240	-309,175.96	105 STAT 532
				89X0241	154,217,729.45	107 STAT 1328
				89X0242	-171.53	105 STAT 532
89X0305	0.00	17,556,000.00	-17,556,000.00	89X5068	-17,556,000.00	107 STAT 1330
89X4180	4,910,000.00	3,910,000.00	1,000,000.00	89X0224	1,000,000.00	108 STAT 1714
89X5068	286,124,000.00	260,400,000.00	25,724,000.00	14X5656	8,168,000.00	107 STAT 1330
				89X0305	17,556,000.00	107 STAT 1330
89X5227	-24,160,000.00	0.00	-24,160,000.00	31X0200	-22,000,000.00	107 STAT 1332
				48X0500	-2,160,000.00	107 STAT 1333
89X5231	4,147,244.83	0.00	4,147,244.83	89X0226	4,147,244.83	107 STAT 1326
TOTALS	\$17,254,515,225.00	\$17,213,507,225.00	\$41,008,000.00		\$41,008,000.00	

THIS PAGE  
LEFT BLANK  
INTENTIONALLY

**APPROPRIATION, OUTLAYS, AND BALANCES - Continued**

Appropriation or Fund Account Title	Period of Availability	Account Symbol				Balances beginning of fiscal year	Appropriations and other obligational authority <sup>1</sup>	Transfers borrowings and investments (net) <sup>2</sup>	Outlays (net)	Balances withdrawn and other transactions <sup>3</sup>	Balances end of fiscal year <sup>4</sup>
		Dept Reg	Tr Fm	Account No	Sub No						
<b>DEPARTMENT OF HEALTH AND HUMAN SERVICES, EXCEPT SOCIAL SECURITY</b>											
<b>PUBLIC HEALTH SERVICE</b>											
<b>FOOD AND DRUG ADMINISTRATION</b>											
<b>GENERAL FUND ACCOUNTS</b>											
SALARIES AND EXPENSES, FOOD AND DRUG ADMINISTRATION FUND RESOURCES UNDISBURSED FUNDS	1994-95	75	0600		-----	-----	-----	-----	-----	\$71,669.07	
	1994				-----	\$813,339,000.00	-----	-----	-----	188,608,744.89	
	1993-94				\$1.52	-----	-----	-----	-----	1.52	
	1993				132,491,887.31	-----	249,300.00	103,274,410.69	-----	29,466,776.62	
	1992-93				-3,801.95	-----	-----	-----	-----	-3,801.95	
	1992				41,041,495.96	-----	-----	24,399,809.80	-----	16,641,686.16	
	1991-92				.10	-----	-----	-----	-----	.10	
	1991				14,372,390.18	-----	-----	2,081,988.32	-----	12,290,401.86	
	1990				8,793,556.10	-----	-----	483,496.45	-----	8,310,059.65	
	1989				9,949,444.39	-----	-----	703,489.05	\$9,245,955.34	-----	
	NO YEAR				23,264,989.80	-----	-----	-13,779,224.20	-----	37,044,214.00	
FUNDS HELD OUTSIDE THE TREASURY					-----	-----	207,150.00	-----	-----	207,150.00	
	1993				249,300.00	-----	-249,300.00	-----	-----	-----	
ACCOUNTS RECEIVABLE					14,443,427.88	-----	-----	-----	-1,508,588.40	15,952,016.28	
FUND EQUITIES:					-----	-----	-----	-----	-----	-----	
UNOBLIGATED BALANCE					-29,067,441.22	-----	-----	-----	14,925,959.69	-43,993,400.91	
ACCOUNTS PAYABLE					-44,480,963.54	-----	-----	-----	5,410,700.15	-49,891,663.69	
UNDELIVERED ORDERS					-171,054,286.53	-----	-----	-----	43,649,567.07	-214,703,853.60	
					-0-	-----	-----	-----	-----	-0-	
	SUBTOTAL	75	0600		-----	813,339,000.00	-----	741,615,406.15	-----	71,723,583.85	
RENTAL PAYMENTS, FOOD AND DRUG ADMINISTRATION FUND RESOURCES: UNDISBURSED FUNDS	1994	75	0601		-----	48,575,000.00	-----	35,641,894.44	-----	12,933,105.56	
	1993				2,573,008.00	-----	-----	1,823,294.00	-----	749,714.00	
	1992				1,677,683.00	-----	-----	-----	-----	1,677,683.00	
	1991				187,325.00	-----	-----	-----	-----	187,325.00	
	1990				2,419,296.00	-----	-----	-----	-----	2,419,296.00	
	1989				176,031.98	-----	-----	-----	176,031.98	-----	
FUND EQUITIES:					-----	-----	-----	-----	-----	-----	
UNOBLIGATED BALANCE					-----	-----	-----	-----	10,329.47	-10,329.47	
ACCOUNTS PAYABLE					-7,033,343.98	-----	-----	-----	-1,388,589.06	-5,644,754.92	
UNDELIVERED ORDERS					-----	-----	-----	-----	12,312,039.17	-12,312,039.17	
	SUBTOTAL	75	0601		-0-	48,575,000.00	-----	37,465,188.44	11,109,811.56	-0-	
BUILDINGS AND FACILITIES, FOOD AND DRUG ADMINISTRATION FUND RESOURCES: UNDISBURSED FUNDS	NO YEAR	75	0603		43,029,959.95	8,350,000.00	-----	21,947,706.00	-----	29,432,253.95	
FUND EQUITIES:					-----	-----	-----	-----	-----	-----	
UNOBLIGATED BALANCE					-18,284,910.25	-----	-----	-----	-2,981,000.82	-15,303,909.43	
ACCOUNTS PAYABLE					-54,431.65	-----	-----	-----	14,660.74	-69,092.39	
UNDELIVERED ORDERS					-24,690,618.05	-----	-----	-----	-10,631,365.92	-14,059,252.13	
	SUBTOTAL	75	0603		-0-	8,350,000.00	-----	21,947,706.00	-13,597,706.00	-0-	
<b>SPECIAL FUND ACCOUNTS</b>											
COOPERATIVE RESEARCH AND DEVELOPMENT AGREEMENTS, FOOD AND DRUG ADMINISTRATION FUND RESOURCES: UNDISBURSED FUNDS	NO YEAR	75	5148		366,957.51	321,500.81	-----	293,921.99	-----	394,536.33	
FUND EQUITIES:					-----	-----	-----	-----	-----	-----	
UNOBLIGATED BALANCE					-197,765.47	-----	-----	-----	124,123.11	-321,888.58	
ACCOUNTS PAYABLE					-65,332.00	-----	-----	-----	-65,186.00	-146.00	
UNDELIVERED ORDERS					-103,860.04	-----	-----	-----	-31,358.29	-72,501.75	
	SUBTOTAL	75	5148		-0-	321,500.81	-----	293,921.99	27,578.82	-0-	
<b>PUBLIC ENTERPRISE FUNDS</b>											
REVOLVING FUND FOR CERTIFICATION AND OTHER SERVICES, FOOD AND DRUG ADMINISTRATION FUND RESOURCES: UNDISBURSED FUNDS	NO YEAR	75	4309		2,757,166.88	-----	-----	-409,047.62	-----	3,166,214.50	

**APPROPRIATION, OUTLAYS, AND BALANCES - Continued**

Appropriation or Fund Account		Account Symbol			Balances beginning of fiscal year	Appropriations and other obligational authority <sup>1</sup>	Transfers borrowings and investments (net) <sup>2</sup>	Outlays (net)	Balances withdrawn and other transactions <sup>3</sup>	Balances end or fiscal year <sup>4</sup>
Title	Period of Availability	Dept. Reg	Tr. Fm	Account No.						
FUND EQUITIES:										
UNOBLIGATED BALANCE					-1,743,289.78	-----	-----	-----	705,562.21	-2,448,851.99
ACCOUNTS PAYABLE					-545,716.20	-----	-----	-----	-61,424.57	-484,291.63
UNDELIVERED ORDERS					-468,160.90	-----	-----	-----	-235,090.02	-233,070.88
					-0-	-----	-----	-----	409,047.62	-0-
	SUBTOTAL	75		4309				-409,047.62		
TOTAL, FOOD AND DRUG ADMINISTRATION					-----	870,585,500.81	-----	800,913,174.96	69,672,325.85	-----
<b>HEALTH RESOURCES AND SERVICES ADMINISTRATION</b>										
<b>GENERAL FUND ACCOUNTS</b>										
VACCINE INJURY COMPENSATION, HEALTH RESOURCES AND SERVICES ADMINISTRATION										
FUND RESOURCES:										
UNDISBURSED FUNDS	1990 NO YEAR	75		0320	2,686,194.39	-----	-----	178,953.89	-----	2,507,240.50
ACCOUNTS RECEIVABLE					5,269,898.34	110,000,000.00	-----	86,458,665.68	-----	28,811,232.66
FUND EQUITIES:					272,081.26	-----	-----	-----	272,081.26	-----
UNOBLIGATED BALANCE					-966,041.83	-----	-----	-----	26,020,903.91	-26,986,945.74
ACCOUNTS PAYABLE					-7,262,132.16	-----	-----	-----	-2,930,604.74	-4,331,527.42
	SUBTOTAL	75		0320	-0-	110,000,000.00	-----	86,637,619.57	23,362,380.43	-0-
HEALTH PROFESSIONS GRADUATE STUDENT LOAN PROGRAM ACCOUNT										
FUND RESOURCES:										
UNDISBURSED FUNDS	1994 1993 1992	75		0340	-----	27,458,000.00	-----	27,053,946.57	-----	404,053.43
ACCOUNTS RECEIVABLE					586,113.84	-----	-----	343,876.92	-----	242,236.92
FUND EQUITIES:					-168,706.53	-----	-----	-179,940.68	-----	11,234.15
UNOBLIGATED BALANCE					185,488.68	-----	-----	-----	185,488.68	-----
ACCOUNTS PAYABLE					-7,605.81	-----	-----	-----	22,087.17	-29,692.98
UNDELIVERED ORDERS					-107,313.05	-----	-----	-----	7,346.39	-114,659.44
	SUBTOTAL	75		0340	-487,977.13	27,458,000.00	-----	27,217,882.81	25,194.95	-513,172.08
					-0-		-----	-----	240,117.19	-0-
HEALTH RESOURCES AND SERVICES, HEALTH RESOURCES AND SERVICES ADMINISTRATION										
FUND RESOURCES:										
UNDISBURSED FUNDS	1994-95 1994 1993-94 1993 1992-93 1992 1991-92 1991 1990-91 1990 1989-90 1989 1988-89 NO YEAR	75		0350	-----	2,920,024,000.00	-----	-826,040.56	-----	826,040.56
					763,861.58	-----	-----	1,112,308,693.44	-----	1,807,715,306.56
					1,534,035,727.65	-----	-----	-1,174,040.24	-----	1,937,901.82
					9,774,520.49	-----	-5,400.00	1,077,979,790.74	-----	456,050,536.91
					205,373,476.02	-----	-----	9,006,641.99	-----	767,878.50
					1,023,832.60	-----	-6,000.00	124,469,691.00	-----	80,897,785.02
					86,860,485.56	-----	-----	200,469.50	-----	823,363.10
					788,759.46	-----	-----	6,538,444.40	-----	80,322,041.16
					75,836,664.16	-----	-----	.50	-----	788,758.96
					243,558.00	-----	16,800.00	269,604.70	-----	75,583,859.46
					223,502,817.97	-----	-----	-----	-----	243,558.00
					170,542.00	-----	-----	200,003,878.26	23,498,939.71	-----
					27,051,457.79	11,357,000.00	-----	-1,569,410.54	170,542.00	-----
FUNDS HELD OUTSIDE THE TREASURY					-5,400.00	-----	5,400.00	-----	-----	39,977,868.33
					-6,000.00	-----	6,000.00	-----	-----	-----
					16,800.00	-----	-16,800.00	-----	-----	-----
ACCOUNTS RECEIVABLE					622,873,908.02	-----	-----	-----	242,623,327.78	380,250,580.24
UNFILLED CUSTOMER ORDERS					-----	-----	-----	-----	-2,230,360.88	2,230,360.88
FUND EQUITIES:					-----	-----	-----	-----	-----	-----
UNOBLIGATED BALANCE					-36,095,982.46	-----	-----	-----	-1,023,790.24	-35,072,192.22
ACCOUNTS PAYABLE					-394,337,595.83	-----	-----	-----	-172,172,086.52	-222,165,509.31
UNDELIVERED ORDERS					-2,357,871,433.01	-----	-----	-----	313,306,704.96	-2,671,178,137.97
	SUBTOTAL	75		0350	-0-	2,931,381,000.00	-----	2,527,207,723.19	404,173,276.81	-0-
HEALTH CENTERS MALPRACTICE CLAIMS, HEALTH RESOURCES AND SERVICES ADMINISTRATION										
FUND RESOURCES:										
UNDISBURSED FUNDS	NO YEAR	75		0365	1,000,000.00	5,000,000.00	-----	-----	-----	6,000,000.00

FOOTNOTES AT END OF CHAPTER

APPROPRIATION, OUTLAYS, AND BALANCES - Continued

Appropriation or Fund Account Title	Period of Availability	Account Symbol			Balances beginning of fiscal year	Appropriations and other obligational authority <sup>1</sup>	Transfers borrowings and investments (net) <sup>2</sup>	Outlays (net)	Balances withdrawn and other transactions <sup>3</sup>	Balances end of fiscal year <sup>4</sup>
		Dept. Reg	Tr. Fm.	Account No						
<b>PUBLIC HEALTH SERVICE-CONTINUED</b>										
<b>HEALTH RESOURCES AND SERVICES ADMINISTRATION-CONTINUED</b>										
<b>GENERAL FUND ACCOUNTS-CONTINUED</b>										
HEALTH CENTERS MALPRACTICE CLAIMS, HEALTH RESOURCES AND SERVICES ADMINISTRATION-CONTINUED FUND EQUITIES UNOBLIGATED BALANCE					-\$1,000,000.00 -0-	-\$5,000,000.00			\$5,000,000.00 5,000,000.00	-\$6,000,000.00 -0-
<b>PUBLIC ENTERPRISE FUNDS</b>										
HEALTH PROFESSIONS GRADUATE STUDENT LOAN INSURANCE FUND, HEALTH RESOURCES AND SERVICES ADMINISTRATION FUND RESOURCES UNDISBURSED FUNDS ACCOUNTS RECEIVABLE FUND EQUITIES UNOBLIGATED BALANCE ACCOUNTS PAYABLE UNDELIVERED ORDERS	NO YEAR	75	4305		9,967,085.35 4,653,325.96 -14,279,422.34 -7,466.77 -333,522.20 -0-	41,100,000.00	\$29,356,045.22			21,711,040.13 4,653,325.96 -26,070,176.31 -7,649.17 -286,540.61 -0-
SUBTOTAL 75 4305 41,100,000.00 29,356,045.22 11,743,954.78										
NURSE TRAINING FUND, HEALTH RESOURCES AND SERVICES ADMINISTRATION FUND RESOURCES: UNDISBURSED FUNDS ACCOUNTS RECEIVABLE FUND EQUITIES UNOBLIGATED BALANCE	NO YEAR	75	4306		2,830,967.30 2,654,538.60 -5,485,505.90 -0-		-2,807.37			2,833,774.67 2,654,425.58 -5,488,200.25 -0-
SUBTOTAL 75 4306 -2,807.37 2,807.37										
HEALTH PROFESSIONS EDUCATION FUND, HEALTH RESOURCES AND SERVICES ADMINISTRATION FUND RESOURCES: UNDISBURSED FUNDS ACCOUNTS RECEIVABLE FUND EQUITIES: UNOBLIGATED BALANCE	NO YEAR	75	4307		11,238,243.96 4,657,344.68 -15,895,588.64 -0-		-899.65			11,239,143.61 4,656,445.03 -15,895,588.64 -0-
SUBTOTAL 75 4307 -899.65 899.65										
FEDERAL INTEREST SUBSIDIES FOR MEDICAL FACILITIES, MEDICAL FACILITIES GUARANTEE AND LOAN FUND, HEALTH AND HUMAN SERVICES FUND RESOURCES: UNDISBURSED FUNDS ACCOUNTS RECEIVABLE FUND EQUITIES: UNOBLIGATED BALANCE ACCOUNTS PAYABLE UNDELIVERED ORDERS	NO YEAR	75	4430		49,454,617.47 613,172.61 -37,816,263.81 -12,251,525.77 -50 -0-	9,000,000.00	-\$15,560,000.00	-5,018,068.18		47,912,685.65 37,598.15 -4,539,994.16 2,422,488.38 -50 -0-
SUBTOTAL 75 4430 9,000,000.00 -15,560,000.00 -5,018,068.18 -1,541,931.82										
<b>INTRAGOVERNMENTAL FUNDS</b>										
CONSOLIDATED WORKING FUND, HEALTH AND HUMAN SERVICES, HEALTH RESOURCES AND SERVICES ADMINISTRATION FUND RESOURCES: UNDISBURSED FUNDS FUND EQUITIES: UNOBLIGATED BALANCE ACCOUNTS PAYABLE UNDELIVERED ORDERS	NO YEAR	75	3903		4,326,558.82 -3,819,837.75 -506,541.79 -179.28 -0-			2,260,500.00		2,066,058.82 -729,337.75 -508,187.32 -827,533.75 -0-
SUBTOTAL 75 3903 2,260,500.00 -2,260,500.00										
<b>TRUST FUND ACCOUNTS</b>										
VACCINE INJURY COMPENSATION TRUST FUND FUND RESOURCES: UNDISBURSED FUNDS TRANSFER TO: HEALTH AND HUMAN SERVICES, HEALTH RESOURCES AND SERVICES ADMINISTRATION UNREALIZED DISCOUNT ON INVESTMENTS INVESTMENTS IN PUBLIC DEBT SECURITIES	NO YEAR	20	8175		3,349.15	200,597,908.53	-197,553,051.76	3,045,352.31		2,853.61
	NO YEAR	75	20 8175		190,429.93 -20,709,166.86 638,435,000.00		24,127,147.26 -12,444,095.50 185,870,000.00	24,691,853.28		-374,276.09 -33,153,262.36 824,305,000.00

**APPROPRIATION, OUTLAYS, AND BALANCES - Continued**

Appropriation or Fund Account		Account Symbol			Balances beginning of fiscal year	Appropriations and other obligational authority <sup>1</sup>	Transfers borrowings and investments (net) <sup>2</sup>	Outlays (net)	Balances withdrawn and other transactions <sup>3</sup>	Balances end or fiscal year <sup>4</sup>
Title	Period of Availability	Dept Reg	Tr Fm	Account No						
ACCOUNTS RECEIVABLE					2,147,105 00	-----	-----	-----	342,141 58	1,804,963 42
UNFILLED CUSTOMER ORDERS					-----	-----	-----	-----	-564,706 02	564,706 02
FUND EQUITIES										
UNOBLIGATED BALANCE					-618,728,055 31	-----	-----	-----	172,868,299 75	-791,596,355 06
ACCOUNTS PAYABLE					-348,936 91	-----	-----	-----	-272,001 79	-76,935 12
UNDELIVERED ORDERS					-989,725 00	-----	-----	-----	486,969 42	-1,476,694 42
					-0-	-----	-----	-----	172,860,702 94	-0-
<b>SUBTOTAL</b>		20		8175		200,597,908 53		27,737,205 59		
TOTAL HEALTH RESOURCES AND SERVICES ADMINISTRATION					-----	3,324,536,908 53	-15,560,000 00	2,695,395,201 18	613,581,707 35	-----
<b>INDIAN HEALTH SERVICE</b>										
<b>GENERAL FUND ACCOUNTS</b>										
INDIAN HEALTH SERVICES										
FUND RESOURCES										
UNDISBURSED FUNDS	1994-96	75		0390	-----	-----	-----	-36,505,162 30	-----	36,505,162 30
	1994-95				-----	337,848,000 00	-----	204,348,415 28	-----	133,499,584 72
	1993-95				38,615,309 15	-----	-----	22,208,497 08	-----	16,406,812 07
	1994				-----	1,288,529,000 00	-----	985,299,447 24	-----	303,229,552 76
	1993-94				153,428,099 79	200,000 00	-----	110,905,545 01	-----	42,722,554 78
	1992-94				10,399,413 26	-----	-----	4,676,112 14	-----	5,723,301 12
	1993				237,971,964 23	-200,000 00	-11,364 61	175,959,099 97	-----	61,801,499 65
	1992-93				67,453 94	-----	-----	10,603 41	-----	56,850 53
	1991-93				7,693,246 65	-----	-----	-49,933 23	-----	7,743,179 88
	1992				72,481,710 24	-----	-1,958 18	49,033,442 82	-----	23,446,309 24
	1990-92				1,481,136 94	-----	-----	80,078 95	-----	1,401,057 99
	1991				44,352,469 13	-----	14,437 42	9,900,441 04	-----	34,466,465 51
	1990-91				57,498 83	-----	-----	-----	-----	57,498 83
	1990				16,646,645 00	-----	10,249 98	1,968,696 64	-----	14,688,198 34
	1989-90				53,835 90	-----	-----	-----	-----	53,835 90
	1989				19,106,769 52	-----	-----	-----	-----	19,106,769 52
	NO YEAR				25,761,680 41	19,500,000 00	-----	2,581,378 34	16,525,391 18	-----
FUNDS HELD OUTSIDE THE TREASURY					-----	-----	-----	14,205,042 85	-----	31,056,637 56
	1992				-11,364 61	-----	11,364 61	-----	-----	-----
	1991				-1,958 18	-----	1,958 18	-----	-----	-----
	1990				14,437 42	-----	-14,437 42	-----	-----	-----
	1990				10,249 98	-----	-10,249 98	-----	-----	-----
ACCOUNTS RECEIVABLE					160,897,955 39	-----	-----	-----	-----	-----
FUND EQUITIES									-117,474,979 23	278,372,934 62
UNOBLIGATED BALANCE					-74,412,433 10	-----	-----	-----	16,101,863 34	-90,514,296 44
ACCOUNTS PAYABLE					-102,179,961 33	-----	-----	-----	4,115,334 32	-106,295,295 65
UNDELIVERED ORDERS					-612,434,158 56	-----	-----	-----	181,987,685 15	-794,421,843 71
<b>SUBTOTAL</b>		75		0390	-0-	1,645,877,000 00		1,544,621,705 24	101,255,294 76	-0-
INDIAN HEALTH FACILITIES, INDIAN HEALTH SERVICES										
FUND RESOURCES										
UNDISBURSED FUNDS	NO YEAR	75		0391	467,556,011 59	296,982,000 00	-----	276,012,628 14	-----	488,525,383 45
ACCOUNTS RECEIVABLE					867,167 45	-----	-----	-----	-2,325,986 99	3,193,154 44
FUND EQUITIES										
UNOBLIGATED BALANCE					-146,262,926 93	-----	-----	-----	-1,299,805 54	-144,963,121 39
ACCOUNTS PAYABLE					-13,126,152 82	-----	-----	-----	-3,912,714 47	-9,213,438 35
UNDELIVERED ORDERS					-309,034,099 29	-----	-----	-----	28,507,878 86	-337,541,978 15
<b>SUBTOTAL</b>		75		0391	-0-	296,982,000 00		276,012,628 14	20,969,371 86	-0-
<b>SPECIAL FUND ACCOUNTS</b>										
OPERATION AND MAINTENANCE OF QUARTERS, INDIAN HEALTH SERVICES										
FUND RESOURCES										
UNDISBURSED FUNDS	NO YEAR	75		5071	4,364,800 48	4,116,069 72	-----	3,810,698 22	-----	4,670,171 98
ACCOUNTS RECEIVABLE					939,978 35	-----	-----	-----	-474,534 01	1,414,512 36
FUND EQUITIES										
UNOBLIGATED BALANCE					-2,721,895 33	-----	-----	-----	879,659 77	-3,601,555 10
ACCOUNTS PAYABLE					-80,941 83	-----	-----	-----	-9,647 55	-71,294 28
UNDELIVERED ORDERS					-2,501,941 67	-----	-----	-----	-90,106 71	-2,411,834 96
<b>SUBTOTAL</b>		75		5071	-0-	4,116,069 72		3,810,698 22	305,371 50	-0-

FOOTNOTES AT END OF CHAPTER

APPROPRIATION, OUTLAYS, AND BALANCES - Continued

Appropriation or Fund Account Title	Period of Availability	Account Symbol				Balances beginning of fiscal year	Appropriations and other obligational authority <sup>1</sup>	Transfers borrowings and investments (net) <sup>2</sup>	Outlays (net)	Balances withdrawn and other transactions <sup>3</sup>	Balances end or fiscal year <sup>4</sup>
		Dept. Reg	Tr. Fm	Account No	Sub No						
<b>PUBLIC HEALTH SERVICE-CONTINUED</b>											
<b>INDIAN HEALTH SERVICE-CONTINUED</b>											
<b>INTRAGOVERNMENTAL FUNDS</b>											
CONSOLIDATED WORKING FUND, HEALTH AND HUMAN SERVICES, INDIAN HEALTH SERVICES											
FUND RESOURCES	NO YEAR	75		3921	\$5,522,934.90	-----	-----	-\$2,308,252.20	-----	\$7,831,187.10	
UNDISBURSED FUNDS					2,146,407.69	-----	-----	-----	\$104,096.02	2,042,311.67	
ACCOUNTS RECEIVABLE						-----	-----	-----	1,783,574.68	-7,988,340.05	
FUND EQUITIES						-----	-----	-----	28,867.71	-57,542.18	
UNOBLIGATED BALANCE					-6,204,765.37	-----	-----	-----	391,713.79	-1,827,616.54	
ACCOUNTS PAYABLE					-28,674.47	-----	-----	-----	-----	-----	
UNDELIVERED ORDERS					-1,435,902.75	-----	-----	-----	-----	-----	
SUBTOTAL	75			3921	-----	-----	-----	-2,308,252.20	2,308,252.20	-----	
TOTAL, INDIANS HEALTH SERVICES					-----	\$1,946,975,069.72	-----	1,822,136,779.40	124,838,290.32	-----	
<b>CENTERS FOR DISEASE CONTROL AND PREVENTION</b>											
<b>GENERAL FUND ACCOUNTS</b>											
DISEASE CONTROL, RESEARCH, AND TRAINING, CENTERS FOR DISEASE CONTROL											
FUND RESOURCES	1994-95	75		0943	-----	-----	-----	-181,787.95	-----	181,787.95	
UNDISBURSED FUNDS	1994				-----	2,034,484,000.00	-\$190,657.73	773,231,911.06	-----	1,301,061,431.21	
	1993-94				302,466.42	-----	-----	292,387.47	-----	10,078.95	
	1993				988,163,151.51	-----	297,800.00	570,821,666.84	-----	417,639,284.67	
	1992-93				13,871.54	-----	-----	13,793.12	63.00	15.42	
	1992				279,413,023.52	-----	-----	218,084,452.07	-----	61,328,571.45	
	1991				37,480,830.52	-----	-----	25,824,650.87	-----	11,656,179.65	
	1990				12,094,956.08	-----	-----	2,485,417.59	-----	9,609,538.49	
	1989				6,664,265.07	-----	-----	3,458,919.13	3,205,345.94	-----	
NO YEAR					88,602,642.54	20,698,000.00	-----	16,307,357.90	-----	92,993,284.64	
FUNDS HELD OUTSIDE THE TREASURY					-----	-----	190,657.73	-----	-----	190,657.73	
ACCOUNTS RECEIVABLE	1993				297,800.00	-----	-297,800.00	-----	-----	-----	
FUND EQUITIES					252,770,035.06	-----	-----	-----	109,065,990.65	143,704,044.41	
UNOBLIGATED BALANCE					-52,298,825.52	-----	-----	-----	8,404,452.68	-60,703,278.20	
ACCOUNTS PAYABLE					-57,500,077.80	-----	-----	-----	20,470,138.84	-77,970,216.64	
UNDELIVERED ORDERS					-1,556,004,138.94	-----	-----	-----	343,697,240.79	-1,899,701,379.73	
SUBTOTAL	75			0943	-----	2,055,182,000.00	-----	1,570,338,768.10	484,843,231.90	-----	
<b>SPECIAL FUND ACCOUNTS</b>											
COOPERATIVE RESEARCH AND DEVELOPMENT AGREEMENTS, CENTERS FOR DISEASE CONTROL AND PREVENTION											
FUND RESOURCES	NO YEAR	75		5146	1,238,925.80	1,098,879.00	-----	600,230.72	-----	1,737,574.08	
UNDISBURSED FUNDS					-----	-----	-----	-----	-----	-----	
FUND EQUITIES					-----	-----	-----	-----	505,866.16	-1,456,792.00	
UNOBLIGATED BALANCE					-950,925.84	-----	-----	-----	528.44	-21,797.44	
ACCOUNTS PAYABLE					-21,269.00	-----	-----	-----	-7,746.32	-258,984.64	
UNDELIVERED ORDERS					-266,730.96	-----	-----	-----	-----	-----	
SUBTOTAL	75			5146	-----	1,098,879.00	-----	600,230.72	498,648.28	-----	
TOTAL, CENTERS FOR DISEASE CONTROL AND PREVENTION					-----	2,056,280,879.00	-----	1,570,938,998.82	485,341,880.18	-----	





APPROPRIATION, OUTLAYS, AND BALANCES - Continued

Appropriation or Fund Account		Account Symbol				Balances beginning of fiscal year	Appropriations and other obligational authority <sup>1</sup>	Transfers borrowings and investments (net) <sup>2</sup>	Outlays (net)	Balances withdrawn and other transactions <sup>3</sup>	Balances end or fiscal year <sup>4</sup>
Title	Period of Availability	Dept. Reg	Tr. Fr	Account No	Sub No						
<b>PUBLIC HEALTH SERVICE-CONTINUED</b>											
<b>NATIONAL INSTITUTES OF HEALTH-CONTINUED</b>											
<b>GENERAL FUND ACCOUNTS-CONTINUED</b>											
NATIONAL INSTITUTE OF DIABETES AND DIGESTIVE AND KIDNEY DISEASES, NATIONAL INSTITUTES OF HEALTH FUND RESOURCES											
UNDISBURSED FUNDS	1994-95	75		0884		---	---	---	---	---	\$204,473.79
	1994					---	---	---	---	---	433,150,723.74
	1993-94					\$85,604.16	\$716,054,000.00	282,903,276.26	85,450.42	---	153.74
	1993					409,625,476.09	---	---	360,198,949.43	---	49,426,526.66
	1992-93					15,571.93	---	---	9,089.47	---	6,482.46
	1992					51,331,401.12	---	---	40,562,742.83	---	10,768,658.29
	1991-92					21,113.15	---	---	291.15	---	20,822.00
	1991					7,719,955.60	---	---	2,860,151.11	---	4,859,804.49
	1990-91					868.24	---	---	---	\$868.24	---
	1990					3,019,148.65	---	---	-36,700.68	---	3,055,849.33
	1989-90					535.20	---	---	---	535.20	---
	1989					2,433,192.85	---	---	391,592.91	2,041,599.94	---
	1988-89					2,396.00	---	---	---	2,396.00	---
ACCOUNTS RECEIVABLE UNFILLED CUSTOMER ORDERS						173,563,849.32	---	---	---	-15,568,000.89	189,131,850.21
FUND EQUITIES:						11,695,775.21	---	---	---	-2,596,815.46	14,292,590.67
UNOBLIGATED BALANCE						-7,710,509.80	---	---	---	3,297,115.34	-11,007,625.14
ACCOUNTS PAYABLE						-131,852,221.93	---	---	---	49,946,306.08	-181,798,528.01
UNDELIVERED ORDERS						-519,952,155.79	---	---	---	-7,840,373.56	-512,111,782.23
						-0-	716,054,000.00	---	686,770,369.11	29,283,630.89	-0-
	SUBTOTAL	75		0884		---	---	---	---	---	---
NATIONAL INSTITUTE OF NEUROLOGICAL AND COMMUNICATIVE DISORDERS AND STROKE, NATIONAL INSTITUTES OF HEALTH FUND RESOURCES:											
UNDISBURSED FUNDS	1994-95	75		0886		---	---	---	---	---	110,350.10
	1994					---	---	---	---	---	309,683,135.22
	1993-94					80,547.49	630,650,000.00	320,966,864.78	80,547.28	---	21
	1993					307,014,285.60	---	---	278,320,673.85	---	28,693,611.75
	1992-93					50	---	---	---	50	---
	1992					6,532,622.11	---	---	4,245,477.32	---	2,287,144.79
	1991-92					5,546.35	---	---	---	5,546.35	---
	1991					7,860,073.65	---	---	3,890,322.82	---	3,969,750.83
	1990-91					1,671.58	---	---	---	1,671.58	---
	1990					3,190,811.03	---	---	248,918.33	---	2,941,892.70
	1989					2,930,477.49	---	---	-239,808.82	3,170,286.31	---
ACCOUNTS RECEIVABLE UNFILLED CUSTOMER ORDERS						265,869,628.98	---	---	---	-1,216,496.26	267,086,125.24
FUND EQUITIES:						3,592,745.07	---	---	---	-716,701.97	4,309,447.04
UNOBLIGATED BALANCE						-6,232,831.32	---	---	---	891,851.26	-7,124,682.58
ACCOUNTS PAYABLE						-135,967,592.31	---	---	---	-5,139,508.23	-130,828,084.08
UNDELIVERED ORDERS						-454,877,986.22	---	---	---	26,250,705.00	-481,128,691.22
						-0-	630,650,000.00	---	607,402,645.46	23,247,354.54	-0-
	SUBTOTAL	75		0886		---	---	---	---	---	---
NATIONAL INSTITUTE OF ALLERGY AND INFECTIOUS DISEASES, NATIONAL INSTITUTES OF HEALTH FUND RESOURCES:											
UNDISBURSED FUNDS	1994-95	75		0885		---	---	---	---	---	3,138,768.88
	1994					---	---	---	---	---	595,968,622.97
	1993-94					146,209.72	1,063,704,000.00	467,735,377.03	86,086.26	---	60,123.46
	1993					623,625,703.36	---	---	516,031,575.67	---	107,594,127.69
	1992-93					38,415.66	---	---	28,879.27	---	9,536.39
	1992					27,732,225.71	---	---	21,972,360.87	---	5,759,864.84
	1991-92					---	---	---	-894.32	894.32	---
	1991					4,514,969.10	---	---	-91,695.84	---	4,606,664.94
	1990-91					1,378.88	---	---	-4,128.89	5,507.77	---
	1990					2,045,722.74	---	---	-212,780.71	---	2,258,503.45
	1989-90					2,463.58	---	---	---	2,463.58	---
	1989					3,568,759.16	---	---	-143,110.01	3,711,869.17	---
	1988-89					1,458.88	---	---	---	1,458.88	---
ACCOUNTS RECEIVABLE UNFILLED CUSTOMER ORDERS						319,390,064.73	---	---	---	9,828,487.37	309,561,577.36
FUND EQUITIES:						14,794,584.25	---	---	---	-7,812,464.44	22,607,048.69
UNOBLIGATED BALANCE						-7,505,846.00	---	---	---	5,309,882.06	-12,815,728.06
ACCOUNTS PAYABLE						-222,574,104.11	---	---	---	-17,765,022.09	-204,809,082.02
UNDELIVERED ORDERS						-765,782,005.66	---	---	---	68,158,022.93	-833,940,028.59
						-0-	1,063,704,000.00	---	1,002,282,900.45	61,441,099.55	-0-
	SUBTOTAL	75		0885		---	---	---	---	---	---

**APPROPRIATION, OUTLAYS, AND BALANCES - Continued**

Appropriation or Fund Account		Account Symbol			Balances beginning of fiscal year	Appropriations and other obligational authority <sup>1</sup>	Transfers borrowings and investments (net) <sup>2</sup>	Outlays (net)	Balances withdrawn and other transactions <sup>3</sup>	Balances end or fiscal year <sup>4</sup>
Title	Period of Availability	Dept Reg	Tr Fm	Account No.						
RESEARCH RESOURCES, NATIONAL INSTITUTES OF HEALTH FUND RESOURCES:										
UNDISBURSED FUNDS	1994	75		0848	---	331,915,000.00	---	198,705,341.18	---	133,209,658.82
	1993				110,544,899.27	---	---	109,958,306.35	---	586,592.92
	1992				1,639,224.72	---	---	313,032.27	---	1,326,192.45
	1991				3,770,236.09	---	---	1,858,067.18	---	1,912,168.91
	1990				1,775,448.90	---	---	987,311.26	---	788,137.64
	1989				1,250,596.82	---	---	-894,809.37	2,145,406.19	---
	NO YEAR				875,000.00	1,000,000.00	---	399,400.95	---	1,475,599.05
ACCOUNTS RECEIVABLE UNFILLED CUSTOMER ORDERS					239,119,938.09	---	---	16,090,026.21	---	223,029,911.88
FUND EQUITIES:					7,332,356.41	---	---	-4,954,062.01	---	12,286,418.42
UNOBLIGATED BALANCE					-4,312,602.47	---	---	---	1,539,620.31	-5,852,222.78
ACCOUNTS PAYABLE					-89,929,282.94	---	---	---	-6,558,959.88	-83,370,323.06
UNDELIVERED ORDERS					-272,065,814.89	---	---	---	13,326,319.36	-285,392,134.25
SUBTOTAL	75			0848	0-	332,915,000.00	---	311,326,649.82	21,588,350.18	0-
NATIONAL INSTITUTE OF GENERAL MEDICAL SCIENCES, NATIONAL INSTITUTES OF HEALTH FUND RESOURCES:										
UNDISBURSED FUNDS	1994	75		0851	---	875,511,000.00	---	354,648,571.55	---	520,862,428.45
	1993				512,954,845.71	---	---	481,260,083.65	---	31,694,762.06
	1992				98,525.46	---	---	-3,135,593.58	---	3,234,119.04
	1991				6,100,520.06	---	---	3,157,488.09	---	2,943,031.97
	1990				841,192.18	---	---	-689,794.42	---	1,530,986.60
	1989				2,340,359.50	---	---	10,706.43	2,329,653.07	---
ACCOUNTS RECEIVABLE UNFILLED CUSTOMER ORDERS					348,534,161.54	---	---	19,197,585.90	---	329,336,575.64
FUND EQUITIES:					27,524,566.29	---	---	---	-4,339,854.53	31,864,420.82
UNOBLIGATED BALANCE					-5,455,153.94	---	---	---	1,791,112.71	-7,246,266.65
ACCOUNTS PAYABLE					-149,773,773.03	---	---	---	-68,217,314.30	-81,556,458.73
UNDELIVERED ORDERS					-743,165,243.77	---	---	---	89,498,355.43	-832,663,599.20
SUBTOTAL	75			0851	0-	875,511,000.00	---	835,251,461.72	40,259,538.28	0-
NATIONAL INSTITUTE OF CHILD HEALTH AND HUMAN DEVELOPMENT, NATIONAL INSTITUTES OF HEALTH FUND RESOURCES:										
UNDISBURSED FUNDS	1994-95	75		0844	---	---	---	-89,923.45	---	89,923.45
	1994				---	554,881,000.00	---	214,652,879.55	---	340,228,120.45
	1993-94				70,987.09	---	---	24,563.98	---	46,423.11
	1993				305,575,645.47	---	---	287,486,000.95	---	18,089,644.52
	1992-93				37,520.10	---	---	32,401.65	---	5,118.45
	1992				35,294,553.31	---	---	32,880,331.93	---	2,414,221.38
	1991-92				521.84	---	---	-11.05	532.89	---
	1991				3,373,489.42	---	---	32,172.46	---	3,341,316.96
	1990-91				776.29	---	---	---	776.29	---
	1990				1,371,792.43	---	---	89,916.67	---	1,281,875.76
	1989-90				261.86	---	---	---	261.86	---
	1989				1,945,278.23	---	---	-509,009.46	2,454,287.69	---
	1988-89				3.87	---	---	---	3.87	---
ACCOUNTS RECEIVABLE UNFILLED CUSTOMER ORDERS					138,894,933.63	---	---	---	-3,934,409.08	142,829,342.71
FUND EQUITIES:					30,351,437.58	---	---	---	-5,910,259.92	36,261,697.50
UNOBLIGATED BALANCE					-5,740,140.97	---	---	---	776,857.17	-6,516,998.14
ACCOUNTS PAYABLE					-105,380,466.14	---	---	---	-7,013,506.74	-98,366,959.40
UNDELIVERED ORDERS					-405,796,594.01	---	---	---	33,907,132.74	-439,703,726.75
SUBTOTAL	75			0844	0-	554,881,000.00	---	534,589,323.23	20,281,676.77	0-
NATIONAL INSTITUTE ON DEAFNESS AND OTHER COMMUNICATION DISORDERS, NATIONAL INSTITUTES OF HEALTH FUND RESOURCES:										
UNDISBURSED FUNDS	1994-95	75		0890	---	---	---	-20,009.09	---	20,009.09
	1994				---	162,823,000.00	---	66,170,691.95	---	96,652,308.05
	1993-94				3,929.75	---	---	982.44	---	2,947.31
	1993				95,311,173.53	---	---	79,116,934.46	---	16,194,239.07
	1992				11,329,788.98	---	---	9,263,952.19	---	2,065,836.79
	1991				1,739,021.33	---	---	287,934.77	---	1,451,086.56
	1990				465,791.43	---	---	97,581.73	---	368,209.70
	1989				824,121.31	---	---	-180,330.48	1,004,451.79	---
ACCOUNTS RECEIVABLE UNFILLED CUSTOMER ORDERS					56,860,333.71	---	---	---	4,299,848.94	52,560,484.77
					2,953,409.76	---	---	---	-711,427.32	3,664,837.08

FOOTNOTES AT END OF CHAPTER

APPROPRIATION, OUTLAYS, AND BALANCES - Continued

Appropriation or Fund Account		Account Symbol			Balances beginning of fiscal year	Appropriations and other obligational authority <sup>1</sup>	Transfers borrowings and investments (net) <sup>2</sup>	Outlays (net)	Balances withdrawn and other transactions <sup>3</sup>	Balances end or fiscal year <sup>4</sup>
Title	Period of Availability	Reg	Tr Fm	Account No.						
<b>PUBLIC HEALTH SERVICE-CONTINUED</b>										
<b>NATIONAL INSTITUTES OF HEALTH-CONTINUED</b>										
<b>GENERAL FUND ACCOUNTS-CONTINUED</b>										
NATIONAL INSTITUTE ON DEAFNESS AND OTHER COMMUNICATION DISORDERS, NATIONAL INSTITUTES OF HEALTH-CONTINUED										
FUND EQUITIES										
									\$186,266.93	-\$2,088,537.55
									-9,371,198.93	-30,036,274.19
									12,677,320.62	-140,855,146.68
										-0-
	SUBTOTAL	75		0890				\$154,737,737.97	8,085,262.03	-0-
NATIONAL CENTER FOR HUMAN GENOME RESEARCH, NATIONAL INSTITUTES OF HEALTH										
FUND RESOURCES										
	UNDISBURSED FUNDS	1994-95	75	0891				-11,041.10		11,041.10
		1994				127,112,000.00		55,095,651.34		72,016,348.66
		1993			54,513,312.29			51,016,151.18		3,497,161.11
		1992			7,245,513.51			5,342,118.21		1,903,395.30
		1991			233,761.23			184,116.23		49,645.00
		1990			409,813.34			23,397.50		386,415.84
					63,135,410.62				18,463,804.71	44,671,605.91
					3,540,651.60				1,986,733.03	1,553,918.57
FUND EQUITIES										
									430,316.13	-898,477.61
									-2,029,946.56	-27,513,964.75
									-3,389,300.67	-95,677,089.13
										-0-
	SUBTOTAL	75		0891		127,112,000.00		111,650,393.36	15,461,606.64	-0-
NATIONAL INSTITUTE OF MENTAL HEALTH, NATIONAL INSTITUTES OF HEALTH										
FUND RESOURCES										
	UNDISBURSED FUNDS	1994-95	75	0892				-137,429.61		137,429.61
		1994				613,444,000.00		205,269,218.02		408,154,781.98
		1993-94			89,492.53			83,217.15		6,275.38
		1993			365,949,428.03			299,986,611.10		65,962,816.93
		1992-93			-177,978.65			-179,110.22		1,131.57
					79,105,225.02				-25,087,652.61	104,192,877.63
					4,579,025.96				-4,511,064.22	9,090,090.18
FUND EQUITIES										
									975,933.46	-1,379,887.43
									123,944,803.63	-132,459,632.11
									13,079,473.30	-453,705,883.74
										-0-
	SUBTOTAL	75		0892		613,444,000.00		505,042,506.44	108,401,493.56	-0-
NATIONAL INSTITUTE ON DRUG ABUSE, NATIONAL INSTITUTES OF HEALTH										
FUND RESOURCES										
	UNDISBURSED FUNDS	1994-95	75	0893				-32,667.22		32,667.22
		1994				425,201,000.00		106,971,563.79		318,229,436.21
		1993-94			20,000.00			12,465.07		7,534.93
		1993			275,105,789.92			220,861,471.12		54,244,318.80
		1993			74,438,967.21				-34,725,143.97	109,164,111.18
					5,068,240.00				395,284.39	4,672,955.61
FUND EQUITIES										
									2,161,812.48	-3,295,253.85
									75,968,015.90	-79,531,389.35
									53,588,198.44	-403,524,380.75
										-0-
	SUBTOTAL	75		0893		425,201,000.00		327,812,832.76	97,388,167.24	-0-
NATIONAL INSTITUTE ON ALCOHOL ABUSE AND ALCOHOLISM, NATIONAL INSTITUTES OF HEALTH										
FUND RESOURCES										
	UNDISBURSED FUNDS	1994-95	75	0894				-963.00		963.00
		1994				185,617,000.00		66,172,958.67		119,444,041.33
		1993-94			1,133.25			1,133.25		
		1993			119,390,561.82			88,810,141.03		30,580,420.79
		1992-93			34.55				34.55	
					13,029,334.55				-16,368,281.66	29,397,616.21
					2,694,191.05				-2,120,020.01	4,814,211.06
FUND EQUITIES										
									-2,425.70	-316,239.39
									28,084,473.11	-30,489,015.18
									21,039,949.76	-153,431,997.82
										-0-
	SUBTOTAL	75		0894		185,617,000.00		154,983,269.95	30,633,730.05	-0-

**APPROPRIATION, OUTLAYS, AND BALANCES - Continued**

Title	Appropriation or Fund Account	Period of Availability	Account Symbol			Balances beginning of fiscal year	Appropriations and other obligational authority <sup>1</sup>	Transfers borrowings and investments (net) <sup>2</sup>	Outlays (net)	Balances withdrawn and other transactions <sup>3</sup>	Balances end or fiscal year <sup>4</sup>			
			Dept	Account	Sub									
			Reg	Tr	No.									
NATIONAL INSTITUTE ON AGING, NATIONAL INSTITUTES OF HEALTH FUND RESOURCES: UNDISBURSED FUNDS		1994-95 1994 1993-94 1993 1992-93 1992 1991-92 1991 1990-91 1990 1989-90 1989	75		0843	----- ----- 26,017.27 237,063,332.76 1,372.32 15,448,843.96 826.50 3,993,229.66 230.26 1,259,666.31 3.32 898,458.67	----- 420,303,000.00 ----- ----- ----- ----- ----- ----- ----- ----- ----- ----- -----	----- ----- ----- ----- ----- ----- ----- ----- ----- ----- ----- -----	----- ----- ----- ----- ----- ----- ----- ----- ----- ----- ----- -----	----- ----- ----- ----- ----- ----- ----- ----- ----- ----- ----- -----	----- ----- ----- ----- ----- ----- ----- ----- ----- ----- ----- -----	----- ----- ----- ----- ----- ----- ----- ----- ----- ----- ----- -----		
ACCOUNTS RECEIVABLE														
UNFILLED CUSTOMER ORDERS														
FUND EQUITIES:														
UNOBLIGATED BALANCE						-2,720,152.00						1,590,753.00		-4,310,905.00
ACCOUNTS PAYABLE						-104,877,805.74						-89,697,126.82		-89,697,126.82
UNDELIVERED ORDERS						-327,098,218.59						-2,553,736.42		-2,553,736.42
SUBTOTAL			75		0843	-0-	420,303,000.00		404,752,749.15		15,550,250.85			-0-
NATIONAL EYE INSTITUTE, NATIONAL INSTITUTES OF HEALTH FUND RESOURCES: UNDISBURSED FUNDS		1994 1993 1992 1991 1990 1989 NO YEAR	75		0887	----- 155,643,338.22 1,831,264.42 2,588,450.26 2,605,056.48 2,375,036.07 -----	290,260,000.00	-----	142,028,430.80 132,187,018.06 1,574,454.90 805,049.15 554,420.52 -504,747.30	-----	----- ----- ----- ----- ----- ----- -----	-----	----- ----- ----- ----- ----- ----- -----	148,231,569.20 23,456,320.16 256,809.52 1,783,401.11 2,050,635.96 ----- -----
ACCOUNTS RECEIVABLE														
UNFILLED CUSTOMER ORDERS														
FUND EQUITIES:														
UNOBLIGATED BALANCE						-5,221,532.34						181,171.60		-5,402,703.94
ACCOUNTS PAYABLE						-59,963,973.79						-645,404.65		-59,318,569.14
UNDELIVERED ORDERS						-223,650,595.75						17,842,571.77		-241,493,167.52
SUBTOTAL			75		0887	-0-	290,260,000.00		276,644,626.13		13,615,373.87			-0-
NATIONAL INSTITUTE OF ARTHRITIS AND MUSCULOSKELETAL AND SKIN DISEASES, NATIONAL INSTITUTES OF HEALTH FUND RESOURCES: UNDISBURSED FUNDS		1994 1993 1992 1991 1990 1989	75		0888	----- 120,592,720.02 11,026,328.16 3,210,741.93 997,381.90 568,995.39	223,204,000.00	-----	98,836,660.29 103,754,307.20 8,966,326.61 1,397,453.60 -143,373.66	-----	----- ----- ----- ----- -----	-----	----- ----- ----- ----- ----- -----	124,367,339.71 16,838,412.82 2,060,001.55 1,813,288.33 1,140,755.56
ACCOUNTS RECEIVABLE														
UNFILLED CUSTOMER ORDERS														
FUND EQUITIES:														
UNOBLIGATED BALANCE						-2,225,495.15						768,584.92		-2,994,080.07
ACCOUNTS PAYABLE						-43,315,893.25						-7,369,543.82		-35,946,349.43
UNDELIVERED ORDERS						-170,981,995.39						13,692,577.00		-184,674,572.39
SUBTOTAL			75		0888	-0-	223,204,000.00		212,868,668.39		10,335,331.61			-0-
NATIONAL CENTER FOR NURSING RESEARCH, NATIONAL INSTITUTES OF HEALTH FUND RESOURCES: UNDISBURSED FUNDS		1994 1993 1992 1991 1990 1989	75		0889	----- 31,859,116.84 4,141,439.98 ----- 326,893.98 162,277.79 22,689,367.08 6,568,221.80	51,018,000.00	-----	17,733,382.37 26,544,817.08 3,985,188.02 -448,986.43 -5,166.86 15,938.25	-----	----- ----- ----- ----- ----- -----	-----	----- ----- ----- ----- ----- -----	33,284,617.63 5,314,299.76 156,251.96 448,986.43 332,060.84
ACCOUNTS RECEIVABLE														
UNFILLED CUSTOMER ORDERS														
FUND EQUITIES:														
UNOBLIGATED BALANCE						-1,708,123.06						-790,950.98		-917,172.08
ACCOUNTS PAYABLE						-16,028,864.78						-4,126,092.78		-11,902,772.00
UNDELIVERED ORDERS						-48,010,329.63						5,355,370.85		-53,365,700.48
SUBTOTAL			75		0889	-0-	51,018,000.00		47,825,172.43		3,192,827.57			-0-

FOOTNOTES AT END OF CHAPTER

**APPROPRIATION, OUTLAYS, AND BALANCES - Continued**

Appropriation or Fund Account Title	Period of Availability	Account Symbol				Balances beginning of fiscal year	Appropriations and other obligatory authority <sup>1</sup>	Transfers borrowings and investments (net) <sup>2</sup>	Outlays (net)	Balances withdrawn and other transactions <sup>3</sup>	Balances end or fiscal year <sup>4</sup>
		Dept. Reg	Tr. Fm	Account No	Sub No						
<b>PUBLIC HEALTH SERVICE-CONTINUED</b>											
<b>NATIONAL INSTITUTES OF HEALTH-CONTINUED</b>											
<b>GENERAL FUND ACCOUNTS-CONTINUED</b>											
NATIONAL INSTITUTE OF ENVIRONMENTAL HEALTH SCIENCES, NATIONAL INSTITUTES OF HEALTH FUND RESOURCES:											
UNDISBURSED FUNDS	1994-95	75		0862	---	---	---	-\$29,715 18	---	\$29,715 18	
	1994				---	\$264,249,000 00	---	160,230,488 88	---	104,018,511 12	
	1993-94				\$12,519 95	---	---	3,215 20	---	9,304 75	
	1993				91,473,111 51	---	---	94,295,877 29	---	-2,822,765 78	
	1992-93				10,343 12	---	---	10,251 45	\$91 67	---	
	1992				2,014,735 78	---	---	-2,052,651 67	---	4,067,387 45	
	1991-92				474 50	---	---	---	474 50	---	
	1991				4,226,636 21	---	---	1,109,430 04	---	3,117,206 17	
	1990-91				992 58	---	---	---	992 58	---	
	1990				2,784,990 17	---	---	560,563 70	---	2,224,426 47	
	1989-90				173 60	---	---	---	173 60	---	
	1989				2,103,017 32	---	---	-123,473 21	2,226,490 53	124,072,666 73	
ACCOUNTS RECEIVABLE UNFILLED CUSTOMER ORDERS					121,171,099 20	---	---	---	-2,901,567 53	93,438,545 95	
FUND EQUITIES:					92,178,486 95	---	---	---	-1,260,059 00	---	
UNOBLIGATED BALANCE					-3,438,161 32	---	---	---	-802,890 65	-2,635,270 67	
ACCOUNTS PAYABLE					-62,779,776 42	---	---	---	3,262,584 42	-66,042,360 84	
UNDELIVERED ORDERS					-249,758,643 15	---	---	---	9,718,723 38	-259,477,366 53	
	SUBTOTAL	75		0862	-0-	264,249,000 00	---	254,003,966 50	10,245,013 50	-0-	
JOHN E. FOGARTY INTERNATIONAL CENTER, NATIONAL INSTITUTES OF HEALTH FUND RESOURCES:											
UNDISBURSED FUNDS	1994	75		0819	---	21,677,000 00	---	8,099,679 05	---	13,577,320 95	
	1993				10,450,534 99	---	---	8,669,621 11	---	1,780,913 88	
	1992				3,773,237 52	---	---	2,817,328 07	---	955,909 45	
	1991				463,930 21	---	---	71,313 71	---	392,616 50	
	1990				---	---	---	-1,264 41	---	1,264 41	
	1989				261,963 40	---	---	7,859 34	254,104 06	---	
ACCOUNTS RECEIVABLE UNFILLED CUSTOMER ORDERS					5,993,030 18	---	---	---	-1,140,410 96	7,133,441 14	
FUND EQUITIES:					4,508,164 17	---	---	---	-5,405,882 81	9,914,046 98	
UNOBLIGATED BALANCE					-1,022,970 37	---	---	---	-72,957 15	-950,013 22	
ACCOUNTS PAYABLE					-7,512,542 79	---	---	---	-2,402,152 21	-5,110,390 58	
UNDELIVERED ORDERS					-16,915,347 31	---	---	---	10,779,762 20	-27,685,109 51	
	SUBTOTAL	75		0819	-0-	21,677,000 00	---	19,664,536 87	2,012,463 13	-0-	
NATIONAL LIBRARY OF MEDICINE, NATIONAL INSTITUTES OF HEALTH FUND RESOURCES:											
UNDISBURSED FUNDS	1994	75		0807	---	118,019,000 00	---	68,412,573 39	---	49,606,426 61	
	1993				38,459,814 71	---	---	33,339,813 41	---	5,120,001 30	
	1992				6,141,083 39	---	---	6,141,083 39	---	---	
	1991				952,809 37	---	---	135,211 13	---	817,598 24	
	1990				1,353,953 33	---	---	-19,172 13	---	1,373,125 46	
	1989				378,628 67	---	---	-113,688 64	492,317 31	---	
NO YEAR					---	---	---	---	---	---	
ACCOUNTS RECEIVABLE UNFILLED CUSTOMER ORDERS					16,504,088 75	---	---	---	-1,464,611 27	17,968,700 02	
FUND EQUITIES:					10,461,931 07	---	---	---	3,579,305 74	6,882,625 33	
UNOBLIGATED BALANCE					-4,727,300 49	---	---	---	-2,124,524 77	-2,602,775 72	
ACCOUNTS PAYABLE					-13,733,152 43	---	---	---	-1,011,977 91	-12,721,174 52	
UNDELIVERED ORDERS					-55,791,856 37	---	---	---	10,652,670 35	-66,444,526 72	
	SUBTOTAL	75		0807	-0-	118,019,000 00	---	107,895,820 55	10,123,179 45	-0-	
OFFICE OF THE DIRECTOR, NATIONAL INSTITUTES OF HEALTH FUND RESOURCES:											
UNDISBURSED FUNDS	1994	75		0846	---	227,190,000 00	---	49,205,510 90	---	177,984,489 10	
	1993				138,775,868 88	---	---	40,595,278 61	---	98,180,590 27	
	1992-93				20,588,800 22	---	---	6,524,004 08	---	14,074,796 14	
	1992				53,412,378 04	---	---	34,377,031 71	---	19,035,346 33	
	1991-92				672,660 50	---	---	330,115 95	---	342,544 55	
	1991				21,217,831 10	---	---	17,676,835 13	---	3,540,996 97	

**APPROPRIATION, OUTLAYS, AND BALANCES - Continued**

Appropriation or Fund Account		Account Symbol			Balances beginning of fiscal year	Appropriations and other obligatory authority <sup>1</sup>	Transfers borrowings and investments (net) <sup>2</sup>	Outlays (net)	Balances withdrawn and other transactions <sup>3</sup>	Balances end or fiscal year <sup>4</sup>
Title	Period of Availability	Dept. Reg	Tr. Fm	Account No.						
	1990-91									
	1990				52,231.54					52,231.54
	1989-90				13,383,433.90					11,525,246.98
	1989				50,197.15			1,858,186.92		50,343.50
	1988-89				3,368,187.46			-146.35		
	1988-89				4,100.33			11,365.92	3,356,821.54	
ACCOUNTS RECEIVABLE					7,318,229.14				4,100.33	
UNFILLED CUSTOMER ORDERS					26,355,869.48				-3,550,114.23	10,868,343.37
FUND EQUITIES:									58,015.25	26,297,854.23
UNOBLIGATED BALANCE					-1,281,655.26				699,450.14	-1,981,105.40
ACCOUNTS PAYABLE					-6,392,505.89				643,085.56	-7,035,591.45
UNDELIVERED ORDERS					-277,535,626.59				75,400,458.54	-352,936,085.13
<b>SUBTOTAL</b>	75			0846	-0-	227,190,000.00		150,578,182.87	76,611,817.13	-0-
BUILDINGS AND FACILITIES, NATIONAL INSTITUTES OF HEALTH										
FUND RESOURCES:										
UNDISBURSED FUNDS	NO YEAR	75		0838	309,536,859.01	111,039,000.00		94,922,999.48		325,640,859.53
FUNDS HELD OUTSIDE THE TREASURY					92,271.35			12,000.00		104,271.35
ACCOUNTS RECEIVABLE					10,031,797.57				1,747,240.17	8,284,557.40
UNFILLED CUSTOMER ORDERS					12,392,023.55				10,427,889.69	1,964,133.86
FUND EQUITIES:										
UNOBLIGATED BALANCE					-220,368,394.09				24,704,312.80	-245,072,706.89
ACCOUNTS PAYABLE					-6,747,344.99				648,173.86	-7,395,518.85
UNDELIVERED ORDERS					-104,937,212.40				-21,411,616.00	-83,525,596.40
<b>SUBTOTAL</b>	75			0838	-0-	111,039,000.00		94,922,999.48	16,116,000.52	-0-
<b>SPECIAL FUND ACCOUNTS</b>										
COOPERATIVE RESEARCH AND DEVELOPMENT AGREEMENTS, NATIONAL INSTITUTES OF HEALTH										
FUND RESOURCES:										
UNDISBURSED FUNDS	NO YEAR	75		5145	12,167,832.49	7,339,300.89		5,496,869.81		14,010,263.57
ACCOUNTS RECEIVABLE					225,682.30				188,775.51	36,906.79
FUND EQUITIES:										
UNOBLIGATED BALANCE					-9,874,595.34				-1,392,070.71	-8,482,524.63
ACCOUNTS PAYABLE					-702,764.65				675,065.93	-1,377,830.58
UNDELIVERED ORDERS					-1,816,154.80				2,370,660.35	-4,186,815.15
<b>SUBTOTAL</b>	75			5145	-0-	7,339,300.89		5,496,869.81	1,842,431.08	-0-
<b>TOTAL, NATIONAL INSTITUTES OF HEALTH</b>						10,945,992,300.89		10,164,925,542.04	781,066,758.85	
<b>SUBSTANCE ABUSE AND MENTAL HEALTH SERVICES ADMINISTRATION</b>										
<b>GENERAL FUND ACCOUNTS</b>										
ALCOHOL, DRUG ABUSE, AND MENTAL HEALTH, ALCOHOL, DRUG ABUSE, AND MENTAL HEALTH ADMINISTRATION										
FUND RESOURCES:										
UNDISBURSED FUNDS	1993	75		1361	52,836.85			10,603.10		42,233.75
	1992-93				-44,066.10			-3.89		5-44,062.21
	1992				457,098,748.33			312,387,169.74		144,711,578.59
	1991-92				-68,040.77					5-68,040.77
	1991				242,184,879.77					209,477,185.34
	1990-91				37,909,688.27			32,707,694.43		37,909,503.81
	1990				32,740,439.37			184.46		26,297,343.99
	1989-90				586.43			6,443,095.38		586.43
	1989				99,071,446.38					
	1988-89				2,123.30			71,214,974.81	27,856,471.57	
	NO YEAR				7,885,123.79				2,123.30	7,885,123.79
ACCOUNTS RECEIVABLE					187,631,247.00				49,040,740.99	138,590,506.01
FUND EQUITIES:										
UNOBLIGATED BALANCE					-27,558,501.37				5,169,254.53	-32,727,755.90
ACCOUNTS PAYABLE					-255,722,845.27				67,352,907.42	-323,075,752.69
UNDELIVERED ORDERS					-781,183,665.98				-572,185,215.84	-208,998,450.14
<b>SUBTOTAL</b>	75			1361	-0-			422,763,718.03	-422,763,718.03	-0-

FOOTNOTES AT END OF CHAPTER

APPROPRIATION, OUTLAYS, AND BALANCES - Continued

Appropriation or Fund Account		Account Symbol			Balances beginning of fiscal year	Appropriations and other obligational authority <sup>1</sup>	Transfers borrowings and investments (net) <sup>2</sup>	Outlays (net)	Balances withdrawn and other transactions <sup>3</sup>	Balances end or fiscal year <sup>4</sup>
Title	Period of Availability	Dept Reg	Tr Fm	Account No						
<b>PUBLIC HEALTH SERVICE-CONTINUED</b>										
<b>    SUBSTANCE ABUSE AND MENTAL HEALTH SERVICES ADMINISTRATION-CONTINUED</b>										
<b>        GENERAL FUND ACCOUNTS-CONTINUED</b>										
SUBSTANCE ABUSE AND MENTAL HEALTH SERVICES, SUBSTANCE ABUSE AND MENTAL HEALTH SERVICES ADMINISTRATION FUND RESOURCES:										
UNDISBURSED FUNDS	1994	75		1362		\$2,149,226,000.00		\$1,046,531,279.80		\$1,102,694,720.20
	1993					932,536,219.11		901,308,308.03		31,227,911.08
	1993					952,320.00		41,956.14		1,862,363.86
	NO YEAR					365,257,593.76			-\$258,501,904.85	623,759,498.61
ACCOUNTS RECEIVABLE									13,274,368.15	-15,112,060.68
FUND EQUITIES:										
UNOBLIGATED BALANCE									-26,535,488.95	-4,689,937.45
ACCOUNTS PAYABLE									474,059,481.68	-1,739,742,495.62
UNDELIVERED ORDERS									202,296,456.03	-0-
SUBTOTAL		75		1362		2,150,178,000.00		1,947,881,543.97		
TOTAL, SUBSTANCE ABUSE AND MENTAL HEALTH SERVICES ADMINISTRATION						2,150,178,000.00		2,370,645,262.00	-220,467,262.00	
<b>AGENCY FOR HEALTH CARE POLICY AND RESEARCH</b>										
<b>        GENERAL FUND ACCOUNTS</b>										
HEALTH CARE POLICY AND RESEARCH, AGENCY FOR HEALTH CARE POLICY AND RESEARCH FUND RESOURCES:										
UNDISBURSED FUNDS	1994	75		1700		135,409,000.00		22,698,678.50		112,710,321.50
	1993					103,618,848.59		74,795,875.20		28,822,973.39
	1992					19,683,307.91		16,220,128.72		3,463,179.19
	1991					12,735,136.80		4,510,511.35		8,224,625.45
	1990					822,083.62		-7,242,276.37		8,064,359.99
	1990					6,205.99		-3,236.06		9,442.05
	NO YEAR					27,626,400.08			3,771,484.65	23,854,915.43
ACCOUNTS RECEIVABLE										
FUND EQUITIES:										
UNOBLIGATED BALANCE									417,281.35	-3,487,776.52
ACCOUNTS PAYABLE									668,945.79	-17,562,679.76
UNDELIVERED ORDERS									19,571,606.87	-164,099,360.72
SUBTOTAL		75		1700		135,409,000.00		110,979,681.34	24,429,318.66	-0-
TOTAL, AGENCY FOR HEALTH CARE POLICY AND RESEARCH						135,409,000.00		110,979,681.34	24,429,318.66	
<b>ASSISTANT SECRETARY FOR HEALTH</b>										
<b>        GENERAL FUND ACCOUNTS</b>										
RETIREMENT PAY AND MEDICAL BENEFITS FOR COMMISSIONED OFFICERS, OFFICE OF THE ASSISTANT SECRETARY FOR HEALTH FUND RESOURCES:										
UNDISBURSED FUNDS	1994	75		0379		153,060,000.00		129,231,764.24		23,828,235.76
	1993					20,671,266.65		16,125,388.55		4,545,878.10
	1992					8,157,228.90		244,118.74		7,913,110.16
	1991					4,015,168.17		378,938.00		3,636,230.17
	1990									
	1989					1,006.39			1,006.39	
ACCOUNTS RECEIVABLE						6,382,522.39			5,579,119.24	803,403.15

**APPROPRIATION, OUTLAYS, AND BALANCES - Continued**

Appropriation or Fund Account		Account Symbol			Balances beginning of fiscal year	Appropriations and other obligational authority <sup>1</sup>	Transfers borrowings and investments (net) <sup>2</sup>	Outlays (net)	Balances withdrawn and other transactions <sup>3</sup>	Balances end or fiscal year <sup>4</sup>
Title	Period of Availability	Dept. Reg	Tr. Fm	Account No.						
FUND EQUITIES:										
UNOBLIGATED BALANCE						-13,028,333.16	-----			
ACCOUNTS PAYABLE						-9,400,919.33	-----		2,034,991.98	-15,063,325.14
UNDELIVERED ORDERS						-16,797,940.01	-----		142,676.73	-9,543,596.06
						-0-	-----		-678,003.87	-16,119,936.14
	SUBTOTAL	75		0379		-0-	153,060,000.00	145,960,209.53	7,079,790.47	-0-
PUBLIC HEALTH SERVICE MANAGEMENT, OFFICE OF ASSISTANT SECRETARY FOR HEALTH FUND RESOURCES:										
UNDISBURSED FUNDS	1994	75		1101		-----	67,194,000.00	37,503,999.90	-----	29,690,000.10
	1993					33,554,898.84	-----	19,333,268.52	-----	14,221,610.32
	1992					11,994,107.50	-----	7,889,486.63	-----	4,104,620.87
	1991					5,304,155.57	-----	198,259.43	-----	5,105,896.14
	1990					11,437,654.02	-----	388,135.69	-----	11,049,518.33
	1989					624,166.76	-----	-608,349.02	1,232,515.78	-----
	NO YEAR					10,818.49	-----	-630.39	-----	11,448.88
ACCOUNTS RECEIVABLE						22,930,575.21	-----	-----	-5,098,320.22	28,028,895.43
FUND EQUITIES:										
UNOBLIGATED BALANCE						-5,747,991.50	-----	-----	-----	-5,955,925.06
ACCOUNTS PAYABLE						-11,449,122.49	-----	-----	207,933.56	-15,737,364.84
UNDELIVERED ORDERS						-68,659,262.40	-----	-----	4,288,242.35	-70,518,700.17
	SUBTOTAL	75		1101		-0-	67,194,000.00	64,704,190.76	1,859,437.77	-0-
SCIENTIFIC ACTIVITIES OVERSEAS, SPECIAL FOREIGN CURRENCY PROGRAM, ASSISTANT SECRETARY FOR HEALTH FUND RESOURCES:										
UNDISBURSED FUNDS	NO YEAR	75		1102		12,135,913.65	-----	438,314.80	-----	11,697,598.85
ACCOUNTS RECEIVABLE						629,695.59	-----	-----	-252,445.11	882,140.70
FUND EQUITIES:										
UNOBLIGATED BALANCE						-21,151.69	-----	-----	.09	-21,151.78
ACCOUNTS PAYABLE						-35.05	-----	-----	-----	-35.05
UNDELIVERED ORDERS						-12,744,422.50	-----	-----	-185,869.78	-12,558,552.72
	SUBTOTAL	75		1102		-0-	-----	438,314.80	-438,314.80	-0-
PUBLIC HEALTH EMERGENCY FUND, PUBLIC HEALTH SERVICES, OFFICE OF ASSISTANT SECRETARY FOR HEALTH FUND RESOURCES:										
UNDISBURSED FUNDS	NO YEAR	75		1104		3,120,163.30	-----	1,658,153.43	-----	1,462,009.87
ACCOUNTS RECEIVABLE						-----	-----	-----	-448,454.78	448,454.78
FUND EQUITIES:										
UNOBLIGATED BALANCE						-----	-----	-----	4,671.58	-4,671.58
ACCOUNTS PAYABLE						-45,577.56	-----	-----	-44,747.06	-830.50
UNDELIVERED ORDERS						-3,074,585.74	-----	-----	-1,169,623.17	-1,904,962.57
	SUBTOTAL	75		1104		-0-	-----	1,658,153.43	-1,658,153.43	-0-
MEDICAL TREATMENT EFFECTIVENESS, ASSISTANT SECRETARY FOR HEALTH FUND RESOURCES:										
UNDISBURSED FUNDS	1990	75		1105		.01	-----	-----	-----	.01
ACCOUNTS PAYABLE						-0-	-----	-----	-----	-0-
	SUBTOTAL	75		1105		-0-	-----	-----	-----	-0-
FEDERAL SUBSIDY FOR SAINT ELIZABETHS HOSPITAL, ALCOHOL, DRUG ABUSE, AND MENTAL HEALTH ADMINISTRATION FUND RESOURCES:										
UNDISBURSED FUNDS	1994	75		1300		-----	-----	15,240.20	-----	-15,240.20
	1992					1,184.03	-----	386.44	-----	797.59
	1990-91					36,608.36	-----	-----	-----	36,608.36
	1988-89					.02	-----	-----	.02	-----
ACCOUNTS RECEIVABLE						-----	-----	-----	-15,240.20	15,240.20
FUND EQUITIES:										
UNOBLIGATED BALANCE						-342.10	-----	-----	6,999.98	-7,342.08
ACCOUNTS PAYABLE						-30,450.31	-----	-----	-386.44	-30,063.87
UNDELIVERED ORDERS						-7,000.00	-----	-----	-7,000.00	-----
	SUBTOTAL	75		1300		-0-	-----	15,626.64	-15,626.64	-0-
CONSTRUCTION AND RENOVATION, SAINT ELIZABETHS HOSPITAL, SUBSTANCE ABUSE AND MENTAL HEALTH SERVICES ADMINISTRATION FUND RESOURCES:										
UNDISBURSED FUNDS	NO YEAR	75		1312		35,259.04	-----	19,200.73	-----	16,058.31
ACCOUNTS RECEIVABLE						12,527.97	-----	-----	-----	12,527.97

FOOTNOTES AT END OF CHAPTER



APPROPRIATION, OUTLAYS, AND BALANCES - Continued

Appropriation or Fund Account		Account Symbol			Balances beginning of fiscal year	Appropriations and other obligational authority <sup>1</sup>	Transfers borrowings and investments (net) <sup>2</sup>	Outlays (net)	Balances withdrawn and other transactions <sup>3</sup>	Balances end or fiscal year <sup>4</sup>
Title	Period of Availability	Dept Reg	Tr Em	Account No						
<b>PUBLIC HEALTH SERVICE-CONTINUED</b>										
<b>ASSISTANT SECRETARY FOR HEALTH-CONTINUED</b>										
<b>GENERAL FUND ACCOUNTS-CONTINUED</b>										
CONSTRUCTION AND RENOVATION, SAINT ELIZABETHS HOSPITAL, SUBSTANCE ABUSE AND MENTAL HEALTH SERVICES ADMINISTRATION-CONTINUED										
FUND EQUITIES:										
UNOBLIGATED BALANCE						-25,909.03	-----	-----	-5,021.90	-8,287.13
ACCOUNTS PAYABLE						-1,358.44	-----	-----	-1,358.44	-1,358.44
UNDELIVERED ORDERS						-20,519.54	-----	-----	-14,178.83	-6,340.71
SUBTOTAL	75			1312		-0-		19,200.73	-19,200.73	-0-
<b>INTRAGOVERNMENTAL FUNDS</b>										
MANAGEMENT FUND, NATIONAL INSTITUTES OF HEALTH										
FUND RESOURCES:										
UNDISBURSED FUNDS	1994-95	75		3966		-----	-----	-----	-----	99,129.31
	1994					-----	-----	-----	-----	99,874,823.35
	1993-94					45,979.58	-----	-----	-----	17,125.03
	1993					91,864,533.10	-----	-----	-----	24,686,376.93
	1992-93					5,649.96	-----	-----	-----	701.71
	1992					21,487,535.00	-----	-----	-----	8,687,849.45
	1991-92					499.31	-----	-----	-----	499.31
	1991					6,718,390.58	-----	-----	-----	4,725,073.55
	1990-91					4.32	-----	-----	-----	-----
	1990					5,279,998.49	-----	-----	-----	2,427,438.26
	1989-90					3,877.69	-----	-----	-----	-----
	1989					2,757,581.99	-----	-----	-----	-----
	1988-89					3.16	-----	-----	-----	-----
PRIOR YEARS						-781,713.83	-----	-----	-----	-----
ACCOUNTS RECEIVABLE						1,308,449.97	-----	-----	-----	796,193.86
UNFILLED CUSTOMER ORDERS						81,861,552.98	-----	-----	-----	97,518,791.00
FUND EQUITIES:										
UNOBLIGATED BALANCE						733,195.00	-----	-----	-----	-95,855.63
ACCOUNTS PAYABLE						-129,419,230.47	-----	-----	-----	-143,535,185.47
UNDELIVERED ORDERS						-81,866,306.83	-----	-----	-----	-95,202,960.66
SUBTOTAL	75			3966		-0-		-13,156,649.59	13,156,649.59	-0-
SERVICE AND SUPPLY FUND, OFFICE OF THE ASSISTANT SECRETARY FOR HEALTH										
FUND RESOURCES:										
UNDISBURSED FUNDS	NO YEAR	75		4552	1	-14,114,742.43	-----	-----	-----	3,780,863.70
ACCOUNTS RECEIVABLE						28,182,778.16	-----	-----	-----	21,253,423.74
UNFILLED CUSTOMER ORDERS						45,371,035.83	-----	-----	-----	56,357,838.99
FUND EQUITIES:										
UNOBLIGATED BALANCE						-10,606,043.62	-----	-----	-----	-11,170,707.40
ACCOUNTS PAYABLE						-13,314,496.69	-----	-----	-----	-24,315,754.16
UNDELIVERED ORDERS						-35,518,531.25	-----	-----	-----	-45,905,664.87
SUBTOTAL	75			4552		-0-		-17,895,606.13	17,895,606.13	-0-
SERVICE AND SUPPLY FUND, UNDISTRIBUTED										
SIBAC CHARGEBACKS, OFFICE OF THE ASSISTANT SECRETARY FOR HEALTH										
FUND RESOURCES:										
UNDISBURSED FUNDS	NO YEAR	75		4552	211	-----	-----	-----	-----	\$-35,400.00
ACCOUNTS RECEIVABLE						-----	-----	-----	-----	35,400.00
SUBTOTAL	75			4552		-0-		35,400.00	-35,400.00	-0-
SERVICE AND SUPPLY FUND, ASSISTANT SECRETARY FOR HEALTH										
FUND RESOURCES:										
UNDISBURSED FUNDS	NO YEAR	75		4554		9,245,882.31	-----	-----	-----	5,736,400.75
ACCOUNTS RECEIVABLE						20,906,883.10	-----	-----	-----	21,823,914.38
UNFILLED CUSTOMER ORDERS						56,342,486.27	-----	-----	-----	87,404,085.35
FUND EQUITIES:										
ACCOUNTS PAYABLE						-30,152,765.41	-----	-----	-----	-40,927,199.84
UNDELIVERED ORDERS						-56,342,486.27	-----	-----	-----	-74,037,200.64
SUBTOTAL	75			4554		-0-		3,509,481.56	-3,509,481.56	-0-

**APPROPRIATION, OUTLAYS, AND BALANCES - Continued**

Appropriation or Fund Account Title	Period of Availability	Account Symbol		Balances beginning of fiscal year	Appropriations and other obligational authority <sup>1</sup>	Transfers borrowings and investments (net) <sup>2</sup>	Outlays (net)	Balances withdrawn and other transactions <sup>3</sup>	Balances end or fiscal year <sup>4</sup>
		Dept. Reg	Tr. Fm						
<b>TRUST FUND ACCOUNTS</b>									
CONTRIBUTIONS, INDIAN HEALTH FACILITIES, INDIAN HEALTH SERVICES FUND RESOURCES:									
UNDISBURSED FUNDS	NO YEAR	75	8073	58,574,345.62	\$46,435,001.34	-----	30,995,041.08	-----	74,014,305.88
ACCOUNTS RECEIVABLE				997.38	-----	-----	-----	-37,489.10	38,486.48
FUND EQUITIES:									
UNOBLIGATED BALANCE				-1,953,522.35	-----	-----	-----	2,512,726.09	-4,466,248.44
ACCOUNTS PAYABLE				-20,568,818.80	-----	-----	-----	4,467,969.45	-25,036,788.25
UNDELIVERED ORDERS				-36,053,001.85	-----	-----	-----	8,496,753.82	-44,549,755.67
SUBTOTAL	75	8073		-0-	46,435,001.34		30,995,041.08	15,439,960.26	-0-
FOOD AND DRUG ADMINISTRATION UNCONDITIONAL GIFT FUND FUND RESOURCES:									
UNDISBURSED FUNDS	NO YEAR	75	8247	22,671.45	-----	-----	-----	-----	22,671.45
FUND EQUITIES:									
UNOBLIGATED BALANCE				-22,671.45	-----	-----	-----	-----	-22,671.45
SUBTOTAL	75	8247		-0-					-0-
NATIONAL INSTITUTES OF HEALTH UNCONDITIONAL GIFT FUND FUND RESOURCES:									
UNDISBURSED FUNDS	NO YEAR	75	8248	20,047,121.29	6,548,153.43	\$9,088,429.40	5,014,467.61	-----	30,669,236.51
UNREALIZED DISCOUNT ON INVESTMENTS				-223,313.10	-----	71,570.60	-----	-----	-151,742.50
INVESTMENTS IN PUBLIC DEBT SECURITIES				17,230,000.00	-----	-9,160,000.00	-----	-----	8,070,000.00
ACCOUNTS RECEIVABLE				135,350.59	-----	-----	-----	-21,715.33	157,065.92
FUND EQUITIES:									
UNOBLIGATED BALANCE				-27,785,775.49	-----	-----	-----	-7,934,705.98	-19,851,069.51
ACCOUNTS PAYABLE				-574,885.63	-----	-----	-----	-131,534.18	-443,351.45
UNDELIVERED ORDERS				-8,828,497.66	-----	-----	-----	9,621,641.31	-18,450,138.97
SUBTOTAL	75	8248		-0-	6,548,153.43		5,014,467.61	1,533,685.82	-0-
PUBLIC HEALTH SERVICE UNCONDITIONAL GIFT FUND, HEALTH RESOURCES AND SERVICES ADMINISTRATION FUND RESOURCES:									
UNDISBURSED FUNDS	NO YEAR	75	8249	870,006.95	128,550.63	24,304.50	773,780.30	-----	249,081.78
UNREALIZED DISCOUNT ON INVESTMENTS				3,105.67	-----	695.50	-----	-----	3,801.17
INVESTMENTS IN PUBLIC DEBT SECURITIES				100,000.00	-----	-25,000.00	-----	-----	75,000.00
ACCOUNTS RECEIVABLE				183,797.81	-----	-----	-----	-31,424.74	215,222.55
FUND EQUITIES:									
UNOBLIGATED BALANCE				-1,114,479.86	-----	-----	-----	-602,339.14	-512,140.72
ACCOUNTS PAYABLE				-20,207.43	-----	-----	-----	-20,069.70	-137.73
UNDELIVERED ORDERS				-22,223.14	-----	-----	-----	8,603.91	-30,827.05
SUBTOTAL	75	8249		-0-	128,550.63		773,780.30	-645,229.67	-0-
GIFTS AND DONATIONS, CENTER FOR DISEASE CONTROL AND PREVENTION FUND RESOURCES:									
UNDISBURSED FUNDS	NO YEAR	75	8250	1,743,104.92	164,175.23	-----	214,841.72	-----	1,692,438.43
FUND EQUITIES:									
UNOBLIGATED BALANCE				-598,291.06	-----	-----	-----	-336,698.86	-261,592.20
ACCOUNTS PAYABLE				-8,764.00	-----	-----	-----	-8,763.29	.71
UNDELIVERED ORDERS				-1,136,049.86	-----	-----	-----	294,795.66	-1,430,845.52
SUBTOTAL	75	8250		-0-	164,175.23		214,841.72	-50,666.49	-0-
NATIONAL INSTITUTES OF HEALTH CONDITIONAL GIFT FUND FUND RESOURCES:									
UNDISBURSED FUNDS	NO YEAR	75	8253	4,506,343.32	7,714,719.22	-----	2,918,157.77	-----	9,302,904.77
ACCOUNTS RECEIVABLE				5,418.99	-----	-----	-----	-16,890.06	22,309.05
FUND EQUITIES:									
UNOBLIGATED BALANCE				-3,461,060.55	-----	-----	-----	4,428,859.10	-7,889,919.65
ACCOUNTS PAYABLE				-547,962.42	-----	-----	-----	301,823.69	-849,786.11
UNDELIVERED ORDERS				-502,739.34	-----	-----	-----	82,768.72	-585,508.06
SUBTOTAL	75	8253		-0-	7,714,719.22		2,918,157.77	4,796,561.45	-0-
PUBLIC HEALTH SERVICE CONDITIONAL GIFT FUND, HEALTH RESOURCES AND SERVICES FUND RESOURCES:									
UNDISBURSED FUNDS	NO YEAR	75	8254	756,342.33	215,144.00	-----	-1,691,099.07	-----	2,662,585.40
UNREALIZED DISCOUNT ON INVESTMENTS				-78,440.05	-----	-----	-----	-----	-78,440.05
INVESTMENTS IN PUBLIC DEBT SECURITIES				3,077,568.70	-----	-----	-----	-----	3,077,568.70
ACCOUNTS RECEIVABLE				1,661.00	-----	-----	-----	836.00	825.00
FUND EQUITIES:									
UNOBLIGATED BALANCE				-3,405,185.94	-----	-----	-----	8,162.29	-3,413,348.23
ACCOUNTS PAYABLE				-147,545.23	-----	-----	-----	1,996,879.20	-2,144,424.43
UNDELIVERED ORDERS				-204,400.81	-----	-----	-----	-99,634.42	-104,766.39
SUBTOTAL	75	8254		-0-	215,144.00		-1,691,099.07	1,906,243.07	-0-

FOOTNOTES AT END OF CHAPTER

APPROPRIATION, OUTLAYS, AND BALANCES - Continued

Appropriation or Fund Account Title	Period of Availability	Account Symbol		Balances beginning of fiscal year	Appropriations and other obligational authority <sup>1</sup>	Transfers borrowings and investments (net) <sup>2</sup>	Outlays (net)	Balances withdrawn and other transactions <sup>3</sup>	Balances end or fiscal year <sup>4</sup>	
		Dept.	Account							Sub
		Reg.	No.							No.
<b>PUBLIC HEALTH SERVICE-CONTINUED</b>										
<b>ASSISTANT SECRETARY FOR HEALTH-CONTINUED</b>										
<b>TRUST FUND ACCOUNTS-CONTINUED</b>										
PATIENTS' BENEFIT FUND, NATIONAL INSTITUTES OF HEALTH FUND RESOURCES:										
UNDISBURSED FUNDS	NO YEAR	75	8888	\$166,780.01	\$160,363.49	-\$26,331.69	\$45,149.83	-----	\$255,661.98	
UNREALIZED DISCOUNT ON INVESTMENTS				-5,836.13	-----	-3,668.31	-----	-----	-9,504.44	
INVESTMENTS IN PUBLIC DEBT SECURITIES				370,000.00	-----	30,000.00	-----	-----	400,000.00	
ACCOUNTS RECEIVABLE				-----	-----	-----	-----	-\$32.00	32.00	
FUND EQUITIES:										
UNOBLIGATED BALANCE				-530,943.88	-----	-----	-----	115,245.66	-646,189.54	
SUBTOTAL	75	8888		-0-	160,363.49	-----	45,149.83	115,213.66	-0-	
PATIENTS' BENEFIT FUND, PUBLIC HEALTH SERVICE HOSPITALS, HEALTH RESOURCES AND SERVICES ADMINISTRATION FUND RESOURCES:										
UNDISBURSED FUNDS	NO YEAR	75	8889	126,651.42	59,312.58	-65,000.00	85,289.13	-----	35,674.87	
UNREALIZED DISCOUNT ON INVESTMENTS				-66,473.23	-----	65,000.00	-----	-----	-1,473.23	
INVESTMENTS IN PUBLIC DEBT SECURITIES				4,000.00	-----	-----	-----	-----	4,000.00	
ACCOUNTS RECEIVABLE				5,942.30	-----	-----	-----	-21,150.01	27,092.31	
FUND EQUITIES:										
UNOBLIGATED BALANCE				-61,006.62	-----	-----	-----	-13,196.33	-47,808.29	
ACCOUNTS PAYABLE				-8,165.99	-----	-----	-----	-7,423.71	-742.28	
UNDELIVERED ORDERS				-947.88	-----	-----	-----	15,795.50	-16,743.38	
SUBTOTAL	75	8889		-0-	59,312.58	-----	85,289.13	-25,976.55	-0-	
TOTAL, ASSISTANT SECRETARY FOR HEALTH				-----	281,679,419.92	-----	223,663,950.10	58,015,469.82	-----	
TOTAL, PUBLIC HEALTH SERVICE				-----	21,711,637,078.87	-15,560,000.00	19,759,596,589.84	1,936,478,489.03	-----	
 <b>HEALTH CARE FINANCING ADMINISTRATION</b>										
<b>GENERAL FUND ACCOUNTS</b>										
GRANTS TO STATES FOR MEDICAID, HEALTH CARE FINANCING ADMINISTRATION FUND RESOURCES:										
UNDISBURSED FUNDS	NO YEAR	75	0512	10,132,672,597.16	89,077,413,000.00	-----	82,033,658,464.18	-----	17,176,427,132.98	
ACCOUNTS RECEIVABLE				21,840,004,162.32	-----	-----	-----	21,487,380,566.93	352,623,595.39	
FUND EQUITIES:										
UNOBLIGATED BALANCE				-5,228,589,561.80	-----	-----	-----	7,804,123,001.81	-13,032,712,563.61	
ACCOUNTS PAYABLE				-----	-----	-----	-----	2,552,827,315.85	-2,552,827,315.85	
UNDELIVERED ORDERS				-26,744,087,197.68	-----	-----	-----	-24,800,576,348.77	-1,943,510,848.91	
SUBTOTAL	75	0512		-0-	89,077,413,000.00	-----	82,033,658,464.18	7,043,754,535.82	-0-	
PAYMENTS FOR CREDITS AGAINST HEALTH CARE CONTRIBUTIONS, HEALTH CARE FINANCING ADMINISTRATION FUND RESOURCES:										
UNDISBURSED FUNDS	NO YEAR	75	0513	-----	670,449.20	-----	670,449.20	-----	-----	
PAYMENTS TO HEALTH CARE TRUST FUNDS, HEALTH CARE FINANCING ADMINISTRATION FUND RESOURCES:										
UNDISBURSED FUNDS	1994 1993 1990	75	0580	----- 1,251,478,793.28 2,715,318,172.79	45,731,440,000.00 ----- -----	----- ----- -----	38,959,393,136.36 2,098,896.99 -----	----- ----- -----	6,772,046,863.64 1,249,379,896.29 2,715,318,172.79	
FUND EQUITIES:										
UNOBLIGATED BALANCE				-3,966,796,966.07	-----	-----	-----	6,769,947,966.65	-10,736,744,932.72	
SUBTOTAL	75	0580		-0-	45,731,440,000.00	-----	38,961,492,033.35	6,769,947,966.65	-0-	
TAXATION ON OASDI BENEFITS, HI, HEALTH CARE FINANCING ADMINISTRATION DEPARTMENT OF HEALTH AND HUMAN SERVICES FUND RESOURCES:										
UNDISBURSED FUNDS	NO YEAR	75	0585	-----	1,639,000,000.00	-----	1,639,000,000.00	-----	-----	

**APPROPRIATION, OUTLAYS, AND BALANCES - Continued**

Appropriation or Fund Account		Account Symbol			Balances beginning of fiscal year	Appropriations and other obligational authority <sup>1</sup>	Transfers borrowings and investments (net) <sup>2</sup>	Outlays (net)	Balances withdrawn and other transactions <sup>3</sup>	Balances end or fiscal year <sup>4</sup>
Title	Period of Availability	Dept Reg	Tr Fm	Account No						
<b>PROGRAM MANAGEMENT, HEALTH CARE FINANCING ADMINISTRATION FUND RESOURCES</b>										
UNDISBURSED FUNDS	1994	75		0511				14,845,677.02		5-4,845,677.02
	1993						7,500.00	1,805,272.16		5-9,189,130.45
	1992							2,489,662.77		5-1,556,475.15
	1991							-178,099.81		973,814.48
	1990							2,062,587.32		1,640,186.76
	1989							-12,109,444.65	10,627,289.80	
FUNDS HELD OUTSIDE THE TREASURY	NO YEAR							-4,889,577.25		24,380,431.55
ACCOUNTS RECEIVABLE							-7,500.00			
FUND EQUITIES									57,012,058.56	27,056,805.66
UNOBLIGATED BALANCE										
ACCOUNTS PAYABLE									-69,680,698.31	8416,568,121.64
UNDELIVERED ORDERS									-26,262,807.53	-19,306,004.02
<b>SUBTOTAL</b>		75		0511				-5,973,922.44	5,973,922.44	-435,722,073.45
<b>PUBLIC ENTERPRISE FUNDS</b>										
<b>HEALTH MAINTENANCE ORGANIZATION LOAN GUARANTEE AND LOAN FUND, HEALTH CARE FINANCING ADMINISTRATION FUND RESOURCES</b>										
UNDISBURSED FUNDS	NO YEAR	75		4420				-6,203,309.62		9,715,384.78
ACCOUNTS RECEIVABLE									6,986,193.62	16,110,492.77
FUND EQUITIES										
UNOBLIGATED BALANCE									-656,583.57	52,638,234.14
ACCOUNTS PAYABLE									-5,996,300.43	-28,464,111.69
<b>SUBTOTAL</b>		75		4420				-6,203,309.62	333,309.62	-0-
<b>INTRAGOVERNMENTAL FUNDS</b>										
<b>FEDERAL FINANCING BANK LOANS TO THE DEPARTMENT OF HEALTH AND HUMAN SERVICES, HEALTH MAINTENANCE ORGANIZATIONS FUND RESOURCES</b>										
UNDISBURSED FUNDS	NO YEAR	20		4521	751			293,016.04		
<b>SUBTOTAL, HEALTH CARE FINANCING ADMINISTRATION</b>								136,448,523,449.20	-5,576,983.96	122,622,936,730.71
<b>FEDERAL HOSPITAL INSURANCE TRUST FUND</b>										
<b>TRUST FUND ACCOUNTS</b>										
<b>FEDERAL HOSPITAL INSURANCE TRUST FUND FUND RESOURCES</b>										
UNDISBURSED FUNDS	NO YEAR	20		8005				106,194,890,308.84		915,951,673.15
TRANSFER TO										
HEALTH AND HUMAN SERVICES	NO YEAR	75	20	8005				101,407,941,286.82		5-76,190,349.58
INVESTMENTS IN PUBLIC DEBT SECURITIES								2,637,153,000.00		128,715,529,000.00
ACCOUNTS RECEIVABLE										1,755,649,358.95
FUND EQUITIES									163,917,671.70	
UNOBLIGATED BALANCE										
ACCOUNTS PAYABLE									-6,202,257,761.88	11-109,843,629,930.25
UNDELIVERED ORDERS									9,523,721,539.44	-21,032,174,770.73
<b>SUBTOTAL</b>		20		8005				106,194,890,308.84	-60,688,955.21	-435,134,981.54
<b>TOTAL, FEDERAL HOSPITAL INSURANCE TRUST FUND</b>								106,194,890,308.84	3,424,692,494.05	-0-

FOOTNOTES AT END OF CHAPTER

APPROPRIATION, OUTLAYS, AND BALANCES - Continued

Appropriation or Fund Account		Account Symbol				Balances beginning of fiscal year	Appropriations and other obligational authority <sup>1</sup>	Transfers borrowings and investments (net) <sup>2</sup>	Outlays (net)	Balances withdrawn and other transactions <sup>3</sup>	Balances end or fiscal year <sup>4</sup>
Title	Period of Availability	Reg	Dept Tr Frn	Account No	Sub No						
<b>HEALTH CARE FINANCING ADMINISTRATION-CONTINUED</b>											
<b>TRUST FUND ACCOUNTS-CONTINUED</b>											
<b>FEDERAL SUPPLEMENTARY MEDICAL INSURANCE TRUST FUND</b>											
FEDERAL SUPPLEMENTARY MEDICAL INSURANCE TRUST FUND											
FUND RESOURCES											
UNDISBURSED FUNDS	NO YEAR	20		8004		-\$3,854 52	\$57,367,157,207 81	-\$55,648,273,861 28	\$1,717,840,114.12	-----	\$1,039,377 89
TRANSFER TO											
HEALTH AND HUMAN SERVICES	NO YEAR	75	20	8004		7,757,330 31	-----	57,427,413,861 28	58,006,373,782 91	-----	<sup>5</sup> -571,202,591 32
INVESTMENTS IN PUBLIC DEBT SECURITIES						23,267,824,000 00	-----	-1,779,140,000 00	-----	-----	21,488,684,000 00
ACCOUNTS RECEIVABLE						926,040,373 28	-----	-----	-----	-----	722,736,430 66
FUND EQUITIES											
UNOBLIGATED BALANCE						-21,520,837,122 37	-----	-----	-----	-----	<sup>12</sup> -17,631,632,147 21
ACCOUNTS PAYABLE						-2,646,256 437 00	-----	-----	-----	-----	-3,998,279,059 79
UNDELIVERED ORDERS						-34,524,289 70	-----	-----	-----	-----	-11,346,010 23
	SUBTOTAL	20		8004		-0-	57,367,157,207 81	-----	59,724,213,897 03	-2,357,056,689 22	-0-
TOTAL, FEDERAL SUPPLEMENTARY MEDICAL INSURANCE TRUST FUND							57,367,157,207 81	-----	59,724,213,897 03	-2,357,056,689 22	-----
TOTAL, TRUST FUND ACCOUNTS							163,562,047,516 65	-----	162,494,411,711 82	1,067,635,804 83	-----
TOTAL, HEALTH CARE FINANCING ADMINISTRATION							300,010,570,965 85	-5,576,983 96	285,117,348,442 53	14,887,645,539 36	-----
<b>SOCIAL SECURITY ADMINISTRATION</b>											
<b>GENERAL FUND ACCOUNTS</b>											
PAYMENTS TO SOCIAL SECURITY TRUST FUNDS, SOCIAL SECURITY ADMINISTRATION											
FUND RESOURCES											
UNDISBURSED FUNDS	1994	75		0404		-----	28,178,000 00	-----	17,040,974 84	-----	11,137,025 16
	1993					11,734,387 76	-----	-----	1,718,949 59	-----	10,015,438 17
	1992					12,146,845 19	-----	-----	128,206 66	-----	12,018,638 53
	1991					3,430,900 42	-----	-----	-----	-----	3,430,900 42
	1990					157,000,000 13	-----	-----	-----	-----	157,000,000 13
	1989					50,000,000 00	-----	-----	-----	50,000,000 00	-----
ACCOUNTS RECEIVABLE	NO YEAR					6,256,599 00	5,656,418,858 38	-----	5,661,785,960 38	-----	889,497 00
						19 24	-----	-----	-----	19 24	-----
FUND EQUITIES											
UNOBLIGATED BALANCE						-232,006,983 79	-----	-----	-----	-43,452,216 08	-188,554,767 71
ACCOUNTS PAYABLE						-8,561,767 95	-----	-----	-----	-2,625,036 25	-5,936,731 70
	SUBTOTAL	75		0404		-0-	5,684,596,858 38	-----	5,680,674,091 47	3,922,766 91	-0-
SPECIAL BENEFITS FOR DISABLED COAL MINERS, SOCIAL SECURITY ADMINISTRATION											
FUND RESOURCES											
UNDISBURSED FUNDS	NO YEAR	75		0409		67,179,064 43	771,181,000 00	-----	771,723,446 14	-----	66,636,618 29
ACCOUNTS RECEIVABLE						3,062,291 19	-----	-----	-----	-138,584 27	3,200,875 46
FUND EQUITIES											
UNOBLIGATED BALANCE						-1,306,680 88	-----	-----	-----	6,785,800 78	-8,092,481 66
ACCOUNTS PAYABLE						-68,934,674 74	-----	-----	-----	-7,189,662 65	-61,745,012 09
	SUBTOTAL	75		0409		-0-	771,181,000 00	-----	771,723,446 14	-542,446 14	-0-
SUPPLEMENTAL SECURITY INCOME PROGRAM, SOCIAL SECURITY ADMINISTRATION											
FUND RESOURCES											
UNDISBURSED FUNDS	1991-93	75		0406		169,230 00	-----	-----	169,230 00	-----	-----
	NO YEAR					152,124,268 15	27,322,866,000 00	-----	26,280,404,895 62	-----	1,194,585,372 53
ACCOUNTS RECEIVABLE						300,663,184 46	-----	-----	-----	-252,021,803 95	552,684,988 41
FUND EQUITIES											
UNOBLIGATED BALANCE						-30,261,062 77	-----	-----	-----	1,247,118,186 95	-1,277,379,249 72
ACCOUNTS PAYABLE						-403,710,881 69	-----	-----	-----	27,091,106 98	-430,801,988 67
UNDELIVERED ORDERS						-18,984,738 15	-----	-----	-----	20,104,384 40	-39,089,122 55
	SUBTOTAL	75		0406		-0-	27,322,866,000 00	-----	26,280,574,125 62	1,042,291,874 38	-0-

**APPROPRIATION, OUTLAYS, AND BALANCES - Continued**

Appropriation or Fund Account Title	Period of Availability	Account Symbol			Balances beginning of fiscal year	Appropriations and other obligational authority <sup>1</sup>	Transfers borrowings and investments (net) <sup>2</sup>	Outlays (net)	Balances withdrawn and other transactions <sup>3</sup>	Balances end or fiscal year <sup>4</sup>
		Dept. Reg	Tr. Fm	Account No.						
PAYMENTS FOR CREDITS AGAINST SOCIAL SECURITY CONTRIBUTIONS, SOCIAL SECURITY ADMINISTRATION FUND RESOURCES: UNDISBURSED FUNDS	NO YEAR	75		0440	-----	2,776,690.15	-----	2,776,690.15	-----	-----
TOTAL, SOCIAL SECURITY ADMINISTRATION					-----	33,781,420,548.53	-----	32,736,748,353.38	-----	1,045,672,195.15
<b>ADMINISTRATION FOR CHILDREN AND FAMILIES</b>										
<b>GENERAL FUND ACCOUNTS</b>										
SPECIAL ASSISTANCE TO CUBAN AND HAITIAN ENTRANTS, EXECUTIVE FUND RESOURCES: UNDISBURSED FUNDS	NO YEAR	19	11	0046	2,340,372.36	-----	-----	-----	-----	2,340,372.36
FUND EQUITIES:										
UNOBLIGATED BALANCE					-2,332,372.69	-----	-----	-----	-----	-2,332,372.69
ACCOUNTS PAYABLE					-7,999.67	-----	-----	-----	-----	-7,999.67
TRANSFER TO:										
STATE										
FUND EQUITIES:										
UNOBLIGATED BALANCE										
ACCOUNTS PAYABLE										
PROGRAM ADMINISTRATION, ADMINISTRATION FOR CHILDREN AND FAMILIES FUND RESOURCES: UNDISBURSED FUNDS	1994	75		1500	-----	-----	-----	-59.00	-----	59.00
	1993				631.00	-----	-----	-.03	-----	631.03
	1992				256,700.82	-----	-----	186,439.18	-----	70,261.64
	1991				6,790,315.74	-----	-----	2,489,152.41	-----	4,301,163.33
	1990				11,252,939.57	-----	-----	-197,693.70	-----	11,450,633.27
	1989				6,159,276.97	-----	25,271.70	-2,610,886.78	-----	8,795,435.45
TRANSFER TO:										
EMPLOYMENT AND TRAINING ADMINISTRATION, DEPARTMENT OF LABOR	1990	16	75	1500	14,741.70	-----	-----	-----	-----	14,741.70
	1989				25,200.20	-----	-25,271.70	-71.50	-----	-----
ACCOUNTS RECEIVABLE					3,647,362.70	-----	-----	-----	3,508,498.12	138,864.58
FUND EQUITIES:										
UNOBLIGATED BALANCE					-13,959,301.20	-----	-----	-----	-7,521,589.92	-6,437,711.28
ACCOUNTS PAYABLE					-5,675,038.74	-----	-----	-----	-539,667.49	-5,135,371.25
UNDELIVERED ORDERS					-8,512,828.76	-----	-----	-----	-4,109,556.74	-4,403,272.02
TRANSFER TO:										
STATE										
FUND EQUITIES:										
UNOBLIGATED BALANCE										
ACCOUNTS PAYABLE										
UNDELIVERED ORDERS										
FAMILY SUPPORT PAYMENTS TO STATES, ADMINISTRATION FOR CHILDREN AND FAMILIES FUND RESOURCES: UNDISBURSED FUNDS	NO YEAR	75		1501	1,124,589,027.85	16,820,478,442.00	-----	16,508,383,957.57	-----	1,436,683,512.28
ACCOUNTS RECEIVABLE					5,421,253,691.38	-----	-----	196,028,412.84	-----	5,225,225,278.54
FUND EQUITIES:										
UNOBLIGATED BALANCE					-120,007,347.40	-----	-----	-----	-82,861,109.70	-37,146,237.70
ACCOUNTS PAYABLE					-20,817.76	-----	-----	-----	-4,417.85	-25,235.61
UNDELIVERED ORDERS					-6,425,814,554.07	-----	-----	-----	198,922,763.44	-6,624,737,317.51
TRANSFER TO:										
STATE										
FUND EQUITIES:										
UNOBLIGATED BALANCE										
ACCOUNTS PAYABLE										
UNDELIVERED ORDERS										
LOW INCOME HOME ENERGY ASSISTANCE, ADMINISTRATION FOR CHILDREN AND FAMILIES FUND RESOURCES: UNDISBURSED FUNDS	1994	75		1502	-----	1,737,392,360.00	-----	1,419,890,533.85	-----	317,501,826.15
	1993				711,273,280.56	-----	-----	696,191,003.54	-----	15,082,277.02
	1992				14,510,266.71	-----	-----	9,678,997.12	-----	4,831,269.59
	1991				8,559,915.88	-----	-----	168,135.54	-----	8,391,780.34
	1990-91				36,331.98	-----	-----	-----	-----	36,331.98
	1990				1,524,657.06	-----	-----	36,987.37	-----	1,487,669.69
	1989				4,599,380.57	-----	-----	-4,106.63	4,603,487.20	-----
ACCOUNTS RECEIVABLE					16,011,461.96	-----	-----	-----	-1,622,648.03	17,634,109.99
FUND EQUITIES:										
UNOBLIGATED BALANCE					-665,144.27	-----	-----	-----	-377,705.77	-287,438.50
ACCOUNTS PAYABLE					-5,217,460.53	-----	-----	-----	16,082,326.91	-21,299,787.44
UNDELIVERED ORDERS					-750,632,689.92	-----	-----	-----	-407,254,651.10	-343,378,038.82
TRANSFER TO:										
STATE										
FUND EQUITIES:										
UNOBLIGATED BALANCE										
ACCOUNTS PAYABLE										
UNDELIVERED ORDERS										
TOTAL, ADMINISTRATION FOR CHILDREN AND FAMILIES					-----	1,737,392,360.00	-----	2,125,961,550.79	-----	-388,569,190.79

FOOTNOTES AT END OF CHAPTER

**APPROPRIATION, OUTLAYS, AND BALANCES - Continued**

Appropriation or Fund Account		Account Symbol				Balances beginning of fiscal year	Appropriations and other obligational authority <sup>1</sup>	Transfers borrowings and investments (net) <sup>2</sup>	Outlays (net)	Balances withdrawn and other transactions <sup>3</sup>	Balances end or fiscal year <sup>4</sup>
Title	Period of Availability	Dept Reg	Tr Fm	Account No	Sub No						
<b>ADMINISTRATION FOR CHILDREN AND FAMILIES-CONTINUED</b>											
<b>GENERAL FUND ACCOUNTS-CONTINUED</b>											
ENERGY EMERGENCY CONTINGENCY FUND, ADMINISTRATION FOR CHILDREN AND FAMILIES											
FUND RESOURCES											
UNDISBURSED FUNDS	1991	75		1520		-\$37,387 57	-----	-----	-\$37,387 57	-----	\$2,888,781 59
ACCOUNTS RECEIVABLE						2,102,282 77	-----	-----	-----	-\$786,498 82	-----
FUND EQUITIES											
UNOBLIGATED BALANCE						-----	-----	-----	-----	74,775 60	-74,775 60
ACCOUNTS PAYABLE						-2,064,895 20	-----	-----	-----	-2,064,895 20	-----
UNDELIVERED ORDERS						-----	-----	-----	-----	2,814,005 99	-2,814,005 99
	SUBTOTAL	75		1520		-0-	-----	-----	-37,387 57	37,387 57	-0-
REFUGEE AND ENTRANT ASSISTANCE, ADMINISTRATION FOR CHILDREN AND FAMILIES											
FUND RESOURCES											
UNDISBURSED FUNDS	1994	75		1503		-----	\$399,778,814 00	-\$2,613,495 00	218,957,171 95	-----	178,208,147 05
	1993					186,549,597 77	-----	-----	100,060,542 09	-----	86,489,055 68
	1992					70,665,308 24	-----	-----	51,200,000 00	-----	19,465,308 24
	1991					18,596,242 10	-----	-----	3,104,481 36	-----	15,491,760 74
	1990					5,056,710 15	-----	-----	-100,000 00	-----	5,156,710 15
	1989					6,599,693 68	-----	133,690 22	1,527,565 79	5,205,818 11	-----
TRANSFER TO HEALTH AND HUMAN SERVICES, CENTERS FOR DISEASE CONTROL											
	1994	75	75	1503	9	-----	-----	2,613,495 00	-----	-----	2,613,495 00
	1993					2,567,144 00	-----	-----	1,500,000 00	-----	1,067,144 00
	1992					1,047,900 00	-----	-----	1,047,900 00	-----	-----
	1991					629,000 00	-----	-----	266,881 00	-----	362,119 00
	1989					40,373 98	-----	-133,690 22	-93,316 24	-----	-----
ACCOUNTS RECEIVABLE						109,170,567 51	-----	-----	-----	-20,224,047 14	129,394,614 65
FUND EQUITIES											
UNOBLIGATED BALANCE						-4,077,028 11	-----	-----	-----	7,471,264 79	-11,548,292 90
ACCOUNTS PAYABLE						-5,451,224 71	-----	-----	-----	16,186,037 29	-21,637,262 00
UNDELIVERED ORDERS						-391,394,284 61	-----	-----	-----	13,668,515 00	-405,062,799 61
	SUBTOTAL	75		1503		-0-	399,778,814 00	-----	377,471,225 95	22,307,588 05	-0-
COMMUNITY SERVICES BLOCK GRANT, ADMINISTRATION FOR CHILDREN AND FAMILIES											
FUND RESOURCES											
UNDISBURSED FUNDS	1994	75		1504		-----	464,219,058 00	-----	307,138,454 16	-----	157,080,603 84
	1993					167,636,190 09	-----	-----	148,704,903 12	-----	18,931,286 97
	1992					19,939,103 20	-----	-----	20,708,070 18	-----	-768,966 98
	1991					9,094,868 99	-----	-----	2,881,896 40	-----	6,212,972 59
	1990					3,103,790 77	-----	-----	1,033,975 26	-----	2,069,815 51
	1989					4,796,354 21	-----	-----	-2,644,027 20	7,440,381 41	-----
	NO YEAR					-----	11,200,000 00	-----	-----	-2,404,213 92	11,200,000 00
ACCOUNTS RECEIVABLE						28,300,079 16	-----	-----	-----	-37,979,118 40	66,279,197 56
FUND EQUITIES											
UNOBLIGATED BALANCE						-5,133,363 92	-----	-----	-----	-2,483,848 89	-2,649,515 03
ACCOUNTS PAYABLE						-2,324,965 46	-----	-----	-----	22,624,357 01	-24,949,322 47
UNDELIVERED ORDERS						-225,412,057 04	-----	-----	-----	7,994,014 95	-233,406,071 99
	SUBTOTAL	75		1504		-0-	475,419,058 00	-----	477,823,271 92	-2,404,213 92	-0-
WORK INCENTIVES, ADMINISTRATION FOR CHILDREN AND FAMILIES											
FUND RESOURCES											
UNDISBURSED FUNDS	1989	75		1505		11,786,203 80	-----	847,888 57	-726,720 97	13,360,813 34	-----
TRANSFER TO EMPLOYMENT AND TRAINING ADMINISTRATION, DEPARTMENT OF LABOR											
	1989	16	75	1505	3	847,888 57	-----	-847,888 57	-----	-----	-----
ACCOUNTS RECEIVABLE						739,246 00	-----	-----	-----	739,246 00	-----
FUND EQUITIES											
UNOBLIGATED BALANCE						-13,303,874 40	-----	-----	-----	-13,303,874 40	-----
ACCOUNTS PAYABLE						-69,462 79	-----	-----	-----	-69,462 79	-----
UNDELIVERED ORDERS						-1 18	-----	-----	-----	-1 18	-----
	SUBTOTAL	75		1505		-0-	-----	-----	-726,720 97	726,720 97	-0-

**APPROPRIATION, OUTLAYS, AND BALANCES - Continued**

Appropriation or Fund Account	Title	Period of Availability	Account Symbol		Balances beginning of fiscal year	Appropriations and other obligational authority <sup>1</sup>	Transfers borrowings and investments (net) <sup>2</sup>	Outlays (net)	Balances withdrawn and other transactions <sup>3</sup>	Balances end or fiscal year <sup>4</sup>
			Dept. Reg	Tr. Fm						
INTERIM ASSISTANCE TO STATES FOR LEGALIZATION, ADMINISTRATION FOR CHILDREN AND FAMILIES FUND RESOURCES:	UNDISBURSED FUNDS	1989-95	75	1508	-----	-----	27,617,332.57	-----	-----	27,617,332.57
		1994			-----	812,000,000.00	-----	540,361,802.33	-----	271,638,197.67
		1988-94			40,754,059.51	-----	-----	24,825,066.25	-----	15,928,993.26
		1993			106,083,361.54	-----	-----	64,987,547.06	-----	41,095,814.48
		1991			7,828,695.16	-----	-----	3,310,325.57	-----	4,518,369.59
		1990			6,984,510.25	-----	-----	2,132,619.03	-----	4,851,891.22
		1989			44,150,859.62	-----	-27,617,332.57	16,533,527.05	-----	-----
	ACCOUNTS RECEIVABLE				228,197,070.42	-----	-----	-----	195,878,124.79	32,318,945.63
	FUND EQUITIES:				-----	-----	-----	-----	-----	-----
	UNOBLIGATED BALANCE				-516,853.64	-----	-----	-----	1,822,326.23	-2,339,179.87
ACCOUNTS PAYABLE				-10,801,530.66	-----	-----	-----	-5,262,978.86	-5,538,551.80	
UNDELIVERED ORDERS				-422,680,172.20	-----	-----	-----	-32,588,359.45	-390,091,812.75	
	SUBTOTAL	75	1508	-0-	812,000,000.00	-----	652,150,887.29	159,849,112.71	-0-	
PAYMENTS TO STATES FOR AFDC WORK PROGRAMS, ADMINISTRATION FOR CHILDREN AND FAMILIES FUND RESOURCES:	UNDISBURSED FUNDS	1994	75	1509	-----	1,100,000,000.00	-490,406.00	675,160,689.40	-----	424,348,904.60
		1993			405,035,444.48	-----	-----	139,869,917.04	-----	265,165,527.44
		1992			351,639,466.54	-----	-----	16,870,709.70	-----	334,768,756.84
		1991			442,756,764.20	-----	-----	7,217,525.10	-----	435,539,239.10
		1990			192,257,394.42	-----	-----	147,351.52	-----	192,110,042.90
	TRANSFER TO:				-----	-----	-----	-----	-----	-----
	DEPARTMENT OF INTERIOR, BUREAU OF INDIAN AFFAIRS	1994	14	75	1509	20	-----	490,406.00	441,623.00	48,783.00
	EMPLOYMENT AND TRAINING						-----	-----	-----	-----
	ADMINISTRATION, DEPARTMENT OF LABOR	1990	16	75	1509	3	-----	-----	-----	-----
	ACCOUNTS RECEIVABLE				1,806,342.74	-----	-----	-----	-----	1,806,342.74
FUND EQUITIES:				228,862,495.42	-----	-----	-----	-6,709,818.71	235,572,314.13	
UNOBLIGATED BALANCE				-1,107,983,519.74	-----	-----	-----	265,240,040.00	-1,373,223,559.74	
ACCOUNTS PAYABLE				-17,148,794.91	-----	-----	-----	51,387,684.35	-68,536,479.26	
UNDELIVERED ORDERS				-497,225,593.15	-----	-----	-----	-49,625,721.40	-447,599,871.75	
	SUBTOTAL	75	1509	-0-	1,100,000,000.00	-----	839,707,815.76	260,292,184.24	-0-	
FAMILY SUPPORT AND PRESERVATION, ADMINISTRATION FOR CHILDREN AND FAMILIES FUND RESOURCES:	UNDISBURSED FUNDS	1994	75	1512	-----	60,000,000.00	-----	825,131.08	-----	59,174,868.92
	ACCOUNTS RECEIVABLE				-----	-----	-----	-----	-596,580.00	596,580.00
	FUND EQUITIES:				-----	-----	-----	-----	-----	-----
	UNOBLIGATED BALANCE				-----	-----	-----	-----	16,807.53	-16,807.53
	ACCOUNTS PAYABLE				-----	-----	-----	-----	2,531.00	-2,531.00
UNDELIVERED ORDERS				-----	-----	-----	-----	59,752,110.39	-59,752,110.39	
	SUBTOTAL	75	1512	-0-	60,000,000.00	-----	825,131.08	59,174,868.92	-0-	
PAYMENTS TO STATES FOR CHILD CARE ASSISTANCE, ADMINISTRATION FOR CHILDREN AND FAMILIES FUND RESOURCES:	UNDISBURSED FUNDS	1994	75	1515	-----	892,641,180.00	-1,919,439.00	-----	-----	890,721,741.00
		1993			892,711,241.00	-----	-----	451,041,095.91	-----	441,670,145.09
		1992			414,158,656.29	-----	-----	335,380,008.05	-----	78,778,648.24
	TRANSFER TO:				-----	-----	-----	-----	-----	-----
	INTERIOR, BUREAU OF INDIAN AFFAIRS	1994	14	75	1515	20	-----	1,919,439.00	-----	1,919,439.00
	ACCOUNTS RECEIVABLE				8,183,632.27	-----	-----	-----	-11,005,276.26	19,188,908.53
	FUND EQUITIES:				-----	-----	-----	-----	-----	-----
	UNOBLIGATED BALANCE				-54,121.00	-----	-----	-----	72,675.00	-126,796.00
	ACCOUNTS PAYABLE				-----	-----	-----	-----	19,350,316.83	-19,350,316.83
	UNDELIVERED ORDERS				-1,314,999,408.56	-----	-----	-----	97,802,360.47	-1,412,801,769.03
	SUBTOTAL	75	1515	-0-	892,641,180.00	-----	786,421,103.96	106,220,076.04	-0-	

FOOTNOTES AT END OF CHAPTER



APPROPRIATION, OUTLAYS, AND BALANCES - Continued

Appropriation or Fund Account		Account Symbol				Balances beginning of fiscal year	Appropriations and other obligational authority <sup>1</sup>	Transfers borrowings and investments (net) <sup>2</sup>	Outlays (net)	Balances withdrawn and other transactions <sup>3</sup>	Balances end or fiscal year <sup>4</sup>
Title	Period of Availability	Reg	Tr	Account No	Sub No						
<b>ADMINISTRATION FOR CHILDREN AND FAMILIES-CONTINUED</b>											
<b>GENERAL FUND ACCOUNTS-CONTINUED</b>											
SOCIAL SERVICES BLOCK GRANT, ADMINISTRATION FOR CHILDREN AND FAMILIES FUND RESOURCES											
UNDISBURSED FUNDS	1994	75		1534		---	\$2,800,000,000.00	---	\$2,516,457,647.66	---	\$283,542,352.34
	1993					\$236,337,769.37	---	211,557,781.24	---	---	24,779,988.13
	1992					2,303,065.21	---	581,204.73	---	---	1,721,860.48
	1991					1,819,419.34	---	-59,872.00	---	---	1,879,291.34
	1990					295,343.53	---	-66,724.69	---	---	362,068.22
	1989					51,662.54	---	18,400.00	---	\$33,262.54	---
	NO YEAR					---	1,007,000,000.00	---	---	---	1,007,000,000.00
ACCOUNTS RECEIVABLE						55,367,265.75	---	---	---	-12,760,712.14	68,127,977.89
FUND EQUITIES						---	---	---	---	999,998,974.77	-1,000,000,000.00
UNOBLIGATED BALANCE						-1,025.23	---	---	---	58,676,837.71	-58,676,837.71
ACCOUNTS PAYABLE						---	---	---	---	32,563,200.18	-328,736,700.69
UNDELIVERED ORDERS						-296,173,500.51	---	---	---	---	---
	NO YEAR					-0-	---	---	---	---	---
	NO YEAR					---	3,807,000,000.00	---	2,728,488,436.94	1,078,511,563.06	-0-
CHILDREN AND FAMILIES SERVICES PROGRAMS, ADMINISTRATION FOR CHILDREN AND FAMILIES FUND RESOURCES											
UNDISBURSED FUNDS	1994	75		1536		---	4,234,272,588.00	---	1,721,466,334.43	---	2,512,806,253.57
	1993					2,112,684,832.88	---	1,851,518,850.34	---	---	261,165,982.54
	1992-93					34,232,751.10	---	20,172,408.04	---	---	14,060,343.06
	1992					214,768,000.53	---	83,843,624.31	---	---	130,924,376.22
	1991					157,132,813.97	---	70,076,401.78	---	---	87,056,412.19
	1990-91					3,159,990.17	---	16,833.69	---	---	3,143,156.48
	1990					18,327,559.83	---	202,409.91	---	---	18,125,149.92
	1989					11,010,372.30	---	-3,425,743.96	---	14,436,116.26	---
	NO YEAR					5,574,168.88	2,810,169.00	---	---	---	12,741,835.37
TRANSFER TO ADMINISTRATION ON AGING	1992	75	75	1536	1	93,802,090.65	---	---	88,819,145.99	---	4,982,944.66
ACCOUNTS RECEIVABLE						935,282,964.91	---	---	---	-108,962,759.90	1,044,245,724.81
FUND EQUITIES						---	---	---	---	8,099,918.12	-35,065,423.45
UNOBLIGATED BALANCE						-26,965,505.33	---	---	---	97,106,342.62	-313,138,688.70
ACCOUNTS PAYABLE						-216,032,346.08	---	---	---	398,070,372.86	-3,741,048,066.67
UNDELIVERED ORDERS						-3,342,977,693.81	---	---	---	---	---
	NO YEAR					-0-	---	---	---	---	---
	NO YEAR					---	4,237,082,757.00	---	3,828,332,767.04	408,749,989.96	-0-
PAYMENT TO STATES FOR FOSTER CARE AND ADOPTION ASSISTANCE, ADMINISTRATION FOR CHILDREN AND FAMILIES FUND RESOURCES											
UNDISBURSED FUNDS	1994	75		1545		---	2,992,900,000.00	---	2,449,544,710.71	---	543,355,289.29
	1993					666,307,712.75	---	519,672,338.00	---	---	146,635,374.75
	1992					339,085,503.41	---	55,846,606.30	---	---	283,238,897.11
	1991					61,886,583.31	---	6,700,000.00	---	---	55,186,583.31
	1990					5,288,032.58	---	700,000.00	---	---	4,588,032.58
	1989					4,525,208.23	---	-2,782,280.56	---	7,307,488.79	---
ACCOUNTS RECEIVABLE						880,964,591.60	---	---	---	174,324,394.16	706,640,197.44
FUND EQUITIES						---	---	---	---	30,001,759.44	-273,013,739.00
UNOBLIGATED BALANCE						-243,011,979.56	---	---	---	73,024,119.55	-74,153,211.96
ACCOUNTS PAYABLE						-1,129,092.41	---	---	---	---	---
UNDELIVERED ORDERS						-1,713,916,559.91	---	---	---	-321,439,136.39	-1,392,477,423.52
	NO YEAR					-0-	---	---	---	---	---
	NO YEAR					---	2,992,900,000.00	---	3,029,681,374.45	-36,781,374.45	-0-
<b>SPECIAL FUND ACCOUNTS</b>											
PAYMENTS TO STATES FROM RECEIPTS FOR CHILD SUPPORT, ADMINISTRATION FOR CHILDREN AND FAMILIES FUND RESOURCES											
UNDISBURSED FUNDS	NO YEAR	75		5734		49,646.47	---	---	49,646.47	---	---
FUND EQUITIES						---	---	---	---	---	---
ACCOUNTS PAYABLE						-49,646.47	---	---	---	-49,646.47	---
	NO YEAR					-0-	---	---	---	-49,646.47	-0-
	NO YEAR					---	---	---	---	---	---
	NO YEAR					---	---	---	---	---	---

**APPROPRIATION, OUTLAYS, AND BALANCES - Continued**

Appropriation or Fund Account		Account Symbol				Balances beginning of fiscal year	Appropriations and other obligational authority <sup>1</sup>	Transfers borrowings and investments (net) <sup>2</sup>	Outlays (net)	Balances withdrawn and other transactions <sup>3</sup>	Balances end or fiscal year <sup>4</sup>
Title	Period of Availability	Dept. Reg	Tr. Fm	Account No.	Sub No.						
<b>TRUST FUND ACCOUNTS</b>											
GIFTS AND CONTRIBUTIONS, COMMUNITY SERVICES ADMINISTRATION FUND RESOURCES:											
UNDISBURSED FUNDS	NO YEAR	81		8905		11,927.48	-----	-----	-----	-----	11,927.48
FUND EQUITIES:											
ACCOUNTS PAYABLE						-11,927.48	-----	-----	-----	-----	-11,927.48
	SUBTOTAL	81		8905		-0-	-----	-----	-----	-----	-0-
TOTAL, ADMINISTRATION FOR CHILDREN AND FAMILIES						-----	33,334,692,611.00	-----	31,354,399,941.26	1,900,292,669.74	-----
<b>ADMINISTRATION ON AGING</b>											
<b>GENERAL FUND ACCOUNTS</b>											
AGING SERVICES PROGRAM ADMINISTRATION, ADMINISTRATION ON AGING, OFFICE OF THE SECRETARY, DEPARTMENT OF HEALTH AND HUMAN SERVICES FUND RESOURCES:											
UNDISBURSED FUNDS	1994	75		0142		-----	871,187,000.00	-----	606,178,254.98	-----	265,008,745.02
	1993					271,606,669.75	-----	-----	253,068,633.50	-----	18,538,036.25
	NO YEAR					-----	6,750,000.00	-----	-----	-----	6,750,000.00
FUND EQUITIES:											
ACCOUNTS RECEIVABLE						159,691,152.92	-----	-----	-----	-21,380,465.71	181,071,618.63
UNOBLIGATED BALANCE						-552,055.60	-----	-----	-----	-67,448.80	-484,606.80
ACCOUNTS PAYABLE						-734,816.05	-----	-----	-----	6,799,581.00	-7,534,397.05
UNDELIVERED ORDERS						-430,010,951.02	-----	-----	-----	33,338,445.03	-463,349,396.05
	SUBTOTAL	75		0142		-0-	877,937,000.00	-----	859,246,888.48	18,690,111.52	-0-
TOTAL, ADMINISTRATION ON AGING						-----	877,937,000.00	-----	859,246,888.48	18,690,111.52	-----
<b>OFFICE OF THE SECRETARY</b>											
<b>GENERAL FUND ACCOUNTS</b>											
GENERAL DEPARTMENTAL MANAGEMENT, DEPARTMENTAL MANAGEMENT FUND RESOURCES:											
UNDISBURSED FUNDS	1994	75		0120		-----	93,775,000.00	-320,890.71	81,330,228.87	-----	12,123,880.42
	1993					13,187,523.45	-----	55,532.11	9,051,877.12	-----	4,191,178.44
	1992					6,267,845.67	-----	-----	1,567,287.41	-----	4,700,558.26
	1991					2,847,207.72	-----	-21,864.00	990,362.84	-----	1,834,980.88
	1990					2,539,723.62	-----	-----	202,683.03	-----	2,337,040.59
	1989					791,203.23	-----	-----	28,509.03	762,694.20	-----
FUNDS HELD OUTSIDE THE TREASURY						-----	-----	320,890.71	-----	-----	320,890.71
	1993					55,532.11	-----	-55,532.11	-----	-----	-----
	1991					-21,864.00	-----	21,864.00	-----	-----	-----
FUND EQUITIES:											
ACCOUNTS RECEIVABLE						8,426,013.88	-----	-----	-----	-6,610,031.92	15,036,045.80
UNOBLIGATED BALANCE						-4,101,767.57	-----	-----	-----	-98,388.60	-4,003,378.97
ACCOUNTS PAYABLE						-6,537,955.68	-----	-----	-----	1,503,506.99	-8,041,462.67
UNDELIVERED ORDERS						-23,453,462.43	-----	-----	-----	5,046,271.03	-28,499,733.46
	SUBTOTAL	75		0120		-0-	93,775,000.00	-----	93,170,948.30	604,051.70	-0-
POLICY RESEARCH, DEPARTMENTAL MANAGEMENT FUND RESOURCES:											
UNDISBURSED FUNDS	1994	75		0122		-----	11,741,000.00	-----	2,146,171.95	-----	9,594,828.05
	1993					7,399,974.88	-----	-----	-344,443.46	-----	7,744,418.34
	1992					3,201,668.61	-----	-----	2,539,670.83	-----	661,997.78
	1991					4,310,759.04	-----	-----	23,781.38	-----	4,286,977.66
	1990					684,256.80	-----	-----	51,350.00	-----	632,906.80
	1989					1,041,100.18	-----	-----	152,924.47	888,175.71	-----
FUND EQUITIES:											
ACCOUNTS RECEIVABLE						6,795,267.83	-----	-----	-----	2,671,443.56	4,123,824.27
UNOBLIGATED BALANCE						-441,692.46	-----	-----	-----	-163,885.24	-277,807.22
ACCOUNTS PAYABLE						-1,128,445.58	-----	-----	-----	2,449,474.98	-3,577,920.56
UNDELIVERED ORDERS						-21,862,889.30	-----	-----	-----	1,326,335.82	-23,189,225.12
	SUBTOTAL	75		0122		-0-	11,741,000.00	-----	4,569,455.17	7,171,544.83	-0-

FOOTNOTES AT END OF CHAPTER

APPROPRIATION, OUTLAYS, AND BALANCES - Continued

Appropriation or Fund Account		Account Symbol				Balances beginning of fiscal year	Appropriations and other obligational authority <sup>1</sup>	Transfers borrowings and investments (net) <sup>2</sup>	Outlays (net)	Balances withdrawn and other transactions <sup>3</sup>	Balances end or fiscal year <sup>4</sup>
Title	Period of Availability	Dept Reg	Tr Fm	Account No	Sub No						
<b>OFFICE OF THE SECRETARY-CONTINUED</b>											
<b>GENERAL FUND ACCOUNTS-CONTINUED</b>											
OFFICE OF THE INSPECTOR GENERAL, DEPARTMENTAL MANAGEMENT FUND RESOURCES											
UNDISBURSED FUNDS	1994	75		0128		---	\$63,318,000.00	---	\$55,324,626.59	---	\$7,993,373.41
	1993					\$7,812,137.93	---	6,311,059.09	---	---	1,501,078.84
	1992					1,466,152.56	---	106,360.49	---	---	1,359,792.07
	1991					223,660.12	---	44,118.27	---	---	179,541.85
	1990					1,161,524.75	---	75,035.98	---	---	1,086,488.77
	1989					2,465,735.28	---	5,794.96	---	\$2,459,940.32	---
	NO YEAR					681,414.17	---	---	---	---	681,414.17
ACCOUNTS RECEIVABLE						2,315,207.06	---	---	---	212,505.28	2,102,701.78
FUND EQUITIES							---	---	---	---	
UNOBLIGATED BALANCE						-5,419,426.31	---	---	---	-1,943,972.64	-3,475,453.67
ACCOUNTS PAYABLE						5,498,236.35	---	---	---	1,099,904.39	-6,598,140.74
UNDELIVERED ORDERS						-5,208,169.21	---	---	---	-377,372.73	-4,830,796.48
						-0-	---	---	---	---	-0-
SUBTOTAL		75		0128		-0-	63,318,000.00	---	61,866,995.38	1,451,004.62	-0-
OFFICE FOR CIVIL RIGHTS, DEPARTMENTAL MANAGEMENT FUND RESOURCES											
UNDISBURSED FUNDS	1994	75		0135		---	18,307,000.00	---	16,821,843.10	---	1,485,156.90
	1993					1,330,997.65	---	1,210,938.60	---	---	120,059.05
	1992					321,316.36	---	117,520.96	---	---	203,795.40
	1991					33,445.19	---	3,518.22	---	---	29,926.97
	1990					186,292.65	---	-223.19	---	---	186,515.84
	1989					175,485.06	---	12,324.68	---	163,160.38	---
ACCOUNTS RECEIVABLE						221,725.05	---	---	---	8,945.89	212,779.16
FUND EQUITIES							---	---	---	---	
UNOBLIGATED BALANCE						-543,175.32	---	---	---	80,365.06	-623,540.38
ACCOUNTS PAYABLE						-944,059.43	---	---	---	-15,927.64	-928,131.79
UNDELIVERED ORDERS						-782,027.21	---	---	---	-95,466.06	-686,561.15
						-0-	---	---	---	---	-0-
SUBTOTAL		75		0135		-0-	18,307,000.00	---	18,165,922.37	141,077.63	-0-
OFFICE OF CONSUMER AFFAIRS, DEPARTMENTAL MANAGEMENT FUND RESOURCES											
UNDISBURSED FUNDS	1994	75		0137		---	2,159,000.00	---	1,695,701.32	---	463,298.68
	1993					498,041.63	---	86,692.93	---	---	411,348.70
	1992					339,239.48	---	157,687.85	---	---	181,551.63
	1991					226,417.93	---	---	---	---	226,417.93
	1990					96,729.65	---	---	---	---	96,729.65
	1989					43,652.16	---	606.00	---	43,046.16	---
ACCOUNTS RECEIVABLE						69,596.57	---	---	---	-37,768.88	107,365.45
FUND EQUITIES							---	---	---	---	
UNOBLIGATED BALANCE						-260,248.89	---	---	---	270,608.19	-530,857.08
ACCOUNTS PAYABLE						-206,542.30	---	---	---	197,359.07	-403,901.37
UNDELIVERED ORDERS						-806,886.23	---	---	---	-254,932.64	-551,953.59
						-0-	---	---	---	---	-0-
SUBTOTAL		75		0137		-0-	2,159,000.00	---	1,940,688.10	218,311.90	-0-
PUBLIC HEALTH AND SOCIAL SERVICES EMERGENCY FUND, OFFICE OF THE SECRETARY FUND RESOURCES											
UNDISBURSED FUNDS	1993-94	75		0140		---	75,000,000.00	---	20,246,685.12	---	54,753,314.88
	NO YEAR					52,407,369.20	---	29,385,897.77	---	---	23,021,471.43
ACCOUNTS RECEIVABLE						31,748,068.66	---	---	---	18,086,721.18	13,661,347.48
FUND EQUITIES							---	---	---	---	
UNOBLIGATED BALANCE						-9,519,213.87	---	---	---	-6,554,308.90	-2,964,904.97
ACCOUNTS PAYABLE						-1,311,487.21	---	---	---	3,838,756.86	-5,150,244.07
UNDELIVERED ORDERS						-73,324,736.78	---	---	---	9,996,247.97	-83,320,984.75
						-0-	---	---	---	---	-0-
SUBTOTAL		75		0140		-0-	75,000,000.00	---	49,632,582.89	25,367,417.11	-0-

**APPROPRIATION, OUTLAYS, AND BALANCES - Continued**

Appropriation or Fund Account		Account Symbol		Balances beginning of fiscal year	Appropriations and other obligational authority <sup>1</sup>	Transfers borrowings and investments (net) <sup>2</sup>	Outlays (net)	Balances withdrawn and other transactions <sup>3</sup>	Balances end or fiscal year <sup>4</sup>
Title	Period of Availability	Dept Reg	Tr Fm Account No. Sub No.						
<b>INTRAGOVERNMENTAL FUNDS</b>									
WORKING CAPITAL FUND,									
DEPARTMENTAL MANAGEMENT									
FUND RESOURCES:									
UNDISBURSED FUNDS	NO YEAR	75	4503	37,335,969.94	-----	-----	-9,143,691.17	-----	46,479,661.11
ACCOUNTS RECEIVABLE				6,092,353.65	-----	-----	-----	3,072,943.52	3,019,410.13
UNFILLED CUSTOMER ORDERS				2,510,483.33	-----	-----	-----	1,842,947.33	667,536.00
FUND EQUITIES:									
UNOBLIGATED BALANCE				-23,311,122.13	-----	-----	-----	-2,009,386.43	-21,301,735.70
ACCOUNTS PAYABLE				-5,959,894.64	-----	-----	-----	4,993,256.91	-10,953,151.55
UNDELIVERED ORDERS				-16,667,790.15	-----	-----	-----	1,243,929.84	-17,911,719.99
SUBTOTAL	75	4503		-0-	-----	-----	-9,143,691.17	9,143,691.17	-0-
GRANTS MANAGEMENT FUND,									
DEPARTMENTAL MANAGEMENT									
FUND RESOURCES:									
UNDISBURSED FUNDS	NO YEAR	75	3965	341.04	-----	-----	952,975.79	-----	5-952,634.75
ACCOUNTS RECEIVABLE				-----	-----	-----	-----	-952,634.75	952,634.75
FUND EQUITIES:									
ACCOUNTS PAYABLE				-341.04	-----	-----	-----	-341.04	-----
SUBTOTAL	75	3965		-0-	-----	-----	952,975.79	-952,975.79	-0-
TOTAL, OFFICE OF THE SECRETARY				-----	264,300,000.00	-----	221,155,876.83	43,144,123.17	-----
<b>DEDUCTIONS FOR OFFSETTING RECEIPTS</b>									
PROPRIETARY RECEIPTS FROM THE PUBLIC									
				-----	-18,609,359,075.16	-----	-18,609,359,075.16	-----	-----
INTRABUDGETARY TRANSACTIONS									
				-----	-40,601,162,482.55	-----	-40,601,162,482.55	-----	-----
TOTAL				-----	-59,210,521,557.71	-----	-59,210,521,557.71	-----	-----
TOTAL, DEPARTMENT OF HEALTH AND HUMAN SERVICES, EXCEPT SOCIAL SECURITY									
				-----	330,770,036,646.54	-\$21,136,983.96	310,836,976,534.61	19,911,923,127.97	-----
<b>MEMORANDUM</b>									
<b>PUBLIC ENTERPRISE FUNDS</b>									
<b>FINANCING ACCOUNTS</b>									
HEALTH PROFESSIONS GRADUATE STUDENT LOAN GUARANTEED LOAN FINANCING ACCOUNT									
FUND RESOURCES:									
UNDISBURSED FUNDS	NO YEAR	75	4304	115,049,577.09	-1,000,000.00	-----	-38,647,300.54	-----	152,696,877.63
FUND EQUITIES:									
UNOBLIGATED BALANCE				-114,929,664.01	-----	-----	-----	37,571,769.67	-152,501,433.68
ACCOUNTS PAYABLE				-119,913.08	-----	-----	-----	75,530.87	-195,443.95
SUBTOTAL	75	4304		-0-	-1,000,000.00	-----	-38,647,300.54	37,647,300.54	-0-
TOTAL, FINANCING ACCOUNTS				-----	-1,000,000.00	-----	-38,647,300.54	37,647,300.54	-----

FOOTNOTES AT END OF CHAPTER

## FOOTNOTES

- 1 The amounts in this column, unless otherwise footnoted, represent appropriations, increases and rescissions in borrowing authority or new contract authority. Appropriation accounts with appropriation transfer activity are presented in Table 1 (Appropriations and Appropriation Transfers) at the end of the chapter.
- 2 The amounts in this column, unless otherwise footnoted, represent transfers-other than appropriation transfers, borrowings (gross), investments (net), unrealized discounts or agent cashier funds.
- 3 The amounts in this column, unless otherwise footnoted, represent obligated balances canceled for fiscal year 1989 pursuant to 31 U.S.C. 1553, changes in unfilled customer orders, accounts receivable, accounts payable, undelivered orders, unobligated balances and adjustments to borrowing and contract authority.
- 4 Unobligated balances for no-year or unexpired multiple year accounts are available for obligation; unobligated balances for expired fiscal year accounts are not available for obligation.
- 5 Subject to disposition by the administrative agency.
- 6 Includes \$15,993.38 which represents payments for obligations of a closed account.
- 7 Includes \$4,585,015.04 which represents payments for obligations of a closed account.
- 8 Includes \$435,759,723.75 in funds authorized by Congress, which are in the Medicare Trust Funds to cover obligations and payments.
- 9 Includes borrowings from the Federal Financing Bank in lieu of issuance of agency debt for \$5,870,000.00 and repayments of borrowing from the U.S. Treasury for \$5,576,983.96.
- 10 Excludes \$72,500,000.00 refunds of taxes.
- 11 Includes \$19,787,850,742.90 which is covered by investments.
- 12 Includes \$3,858,091,230.68 which is covered by investments.

**APPROPRIATION, OUTLAYS, AND BALANCES—Continued**

**FOOTNOTES**

**TABLE 1-APPROPRIATIONS AND APPROPRIATION TRANSFERS-HEALTH AND HUMAN SERVICES, EXCEPT SOCIAL SECURITY**

ACCOUNT SYMBOL	NET APPROPRIATIONS AND APPROPRIATION TRANSFERS	APPROPRIATION AMOUNT	NET APPROPRIATION TRANSFERS	ACCOUNTS INVOLVED	AMOUNT FROM OR TO (-)	CITATIONS OF LAW
75X0142	\$6,750,000.00	\$0.00	\$6,750,000.00	11X0033	\$6,750,000.00	108 STAT 14
7540340	27,458,000.00	26,458,000.00	1,000,000.00	75X4304	1,000,000.00	106 STAT 2006,2007
75X0350	11,357,000.00	1,357,000.00	10,000,000.00	11X0033	10,000,000.00	108 STAT 14
7540350	2,920,024,000.00	2,925,024,000.00	-5,000,000.00	75X0365	-5,000,000.00	106 STAT 3271
75X0365	5,000,000.00	0.00	5,000,000.00	7540350	5,000,000.00	106 STAT 2171
7530390	-200,000.00	0.00	-200,000.00	753/40390	-200,000.00	106 STAT 1408
753/40390	0.00	337,848,000.00	200,000.00	7530390	200,000.00	106 STAT 1408
75X0848	1,000,000.00	0.00	1,000,000.00	11X0033	1,000,000.00	108 STAT 14
75X0943	20,698,000.00	16,648,000.00	4,050,000.00	11X0033	4,050,000.00	108 STAT 14
7541362	2,149,226,000.00	2,124,226,000.00	25,000,000.00	11X5001	25,000,000.00	107 STAT 1226
75X1501	16,834,955,831.00	16,835,966,000.00	-1,010,169.00	75X1536	-1,010,169.00	106 STAT 1812
75X1504	11,200,000.00	0.00	11,200,000.00	11X0033	11,200,000.00	108 STAT 14
75X1534	1,007,000,000.00	1,000,000,000.00	7,000,000.00	11X0033	7,000,000.00	108 STAT 14
75X1536	2,810,169.00	0.00	2,810,169.00	75X1501	2,810,169.00	106 STAT 1812
75X4304	-1,000,000.00	0.00	-1,000,000.00	7540340	-1,000,000.00	106 STAT 2006,2007
75X8253	88,760.00	0.00	88,760.00	75X8254	88,760.00	106 STAT 371
75X8254	-88,760.00	0.00	-88,760.00	75X8253	-88,760.00	106 STAT 371
TOTALS	\$22,996,279,000.00	\$23,267,527,000.00	\$66,800,000.00		\$66,800,000.00	

APPROPRIATION, OUTLAYS, AND BALANCES - Continued

Appropriation or Fund Account		Account Symbol			Balances beginning of fiscal year	Appropriations and other obligatory authority <sup>1</sup>	Transfers borrowings and investments (net) <sup>2</sup>	Outlays (net)	Balances withdrawn and other transactions <sup>3</sup>	Balances end of fiscal year <sup>4</sup>
Title	Period of Availability	Dept Reg	Tr Fm	Account No						
<b>DEPARTMENT OF HEALTH AND HUMAN SERVICES, SOCIAL SECURITY</b>										
<b>SOCIAL SECURITY</b>										
<b>TRUST FUND ACCOUNTS</b>										
FEDERAL OLD-AGE AND SURVIVORS INSURANCE TRUST FUND										
FUND RESOURCES										
UNDISBURSED FUNDS	NO YEAR	20		8006		\$7,423,197.77	\$340,647,262,222.84	-\$334,127,253,449.54	\$3,610,787,891.00	\$2,916,644,080.07
TRANSFER TO:										
HEALTH AND HUMAN SERVICES	NO YEAR	75	20	8006		117,300,306.59		276,212,371,449.54		38,091,794.62
INVESTMENTS IN PUBLIC DEBT SECURITIES						355,509,698,000.00		57,914,882,000.00		413,424,580,000.00
ACCOUNTS RECEIVABLE						773,631,326.59				1,046,360,142.02
FUND EQUITIES:										
UNOBLIGATED BALANCE						-332,883,188,053.05			60,040,306,386.71	392,923,494,439.76
ACCOUNTS PAYABLE						-23,524,864,777.90			977,316,799.05	-24,502,181,576.95
						-0-				-0-
SUBTOTAL	20			8006			340,647,262,222.84		279,902,367,852.51	
FEDERAL DISABILITY INSURANCE TRUST FUND										
FUND RESOURCES										
UNDISBURSED FUNDS	NO YEAR	20		8007		2,331,918.64	34,049,442,802.55	-32,577,465,664.44	1,124,175,697.23	350,133,359.52
TRANSFER TO:										
HEALTH AND HUMAN SERVICES	NO YEAR	75	20	8007		66,317,972.56		36,714,429,664.44	36,859,954,636.02	79,206,999.02
INVESTMENTS IN PUBLIC DEBT SECURITIES						10,236,800,000.00		-4,136,964,000.00		6,099,836,000.00
ACCOUNTS RECEIVABLE						454,451,486.23				517,802,522.89
FUND EQUITIES:										
UNOBLIGATED BALANCE						-6,297,717,689.02			-4,530,793,095.60	1,766,924,593.42
ACCOUNTS PAYABLE						-4,457,175,731.77			661,357,509.20	-5,118,533,240.97
UNDELIVERED ORDERS						-5,007,956.64			-1,900,907.64	-3,107,049.00
						-0-				-0-
SUBTOTAL	20			8007			34,049,442,802.55		37,984,130,333.25	
SALARIES AND EXPENSES, SOCIAL SECURITY ADMINISTRATION										
FUND RESOURCES:										
UNDISBURSED FUNDS	1994-95	75		8704					62,291.51	62,291.51
	1994						1,685,741,258.47		1,711,041,281.90	25,300,023.43
	1993					6,807,652.30	-5,590,521.00		5,073,220.61	3,856,089.31
	1992					871,632.02	-45,057,423.00		-38,837,662.19	5,348,128.79
	1991					830,802.41	-21,120,090.00		-14,987,459.77	5,291,827.82
	1990					674,067.80	3,354,993.00		8,190,504.92	4,161,444.12
	1989					388,147.92	11,642,457.93		12,030,605.85	
	NO YEAR					-75,864.43	1,324,501.74		1,268,693.11	20,055.80
ACCOUNTS RECEIVABLE						146,373,068.11			-29,409,762.36	175,782,830.47
UNFILLED CUSTOMER ORDERS									-38,171.50	38,171.50
FUND EQUITIES:										
UNOBLIGATED BALANCE						579,063,828.59			-18,686,152.10	597,749,980.69
ACCOUNTS PAYABLE						-237,629,530.42			-20,152,243.23	-217,477,287.19
UNDELIVERED ORDERS						-497,303,804.30			14,750,030.39	-512,053,834.69
						-0-			-53,536,298.80	-0-
SUBTOTAL	75			8704			1,630,295,177.14		1,683,831,475.94	
TOTAL, SOCIAL SECURITY							376,327,000,202.53		319,570,329,661.70	56,756,670,540.83
<b>DEDUCTIONS FOR OFFSETTING RECEIPTS</b>										
PROPRIETARY RECEIPTS FROM THE PUBLIC										
							-10,797,865.14		-10,797,865.14	
INTRABUDGETARY TRANSACTIONS										
							-5,678,082,664.46		-5,678,082,664.46	
TOTAL							-5,688,880,529.60		-5,688,880,529.60	
TOTAL, DEPARTMENT OF HEALTH AND HUMAN SERVICES, SOCIAL SECURITY							370,638,119,672.93		313,881,449,132.10	56,756,670,540.83

---

---

**APPROPRIATION, OUTLAYS, AND BALANCES—Continued**

---

---

**FOOTNOTES**

---

- 1 The amounts in this column, unless otherwise footnoted, represent appropriations, increases and rescissions in borrowing authority or new contract authority. Appropriation accounts with appropriation transfer activity are presented in Table 1 (Appropriations and Appropriation Transfers) at the end of the chapter.
- 2 The amounts in this column, unless otherwise footnoted, represent transfers-other than appropriation transfers, borrowings (gross), investments (net), unrealized discounts or agent cashier funds.
- 3 The amounts in this column, unless otherwise footnoted, represent obligated balances canceled for fiscal year 1989 pursuant to 31 U.S.C. 1553, changes in unfilled customer orders, accounts receivable, accounts payable, undelivered orders, unobligated balances and adjustments to borrowing and contract authority.
- 4 Unobligated balances for no-year or unexpired multiple year accounts are available for obligation; unobligated balances for expired fiscal year accounts are not available for obligation.
- 5 Excludes \$744,940,000.00 refund of taxes.
- 6 Includes \$23,417,729,640.31 in funds authorized by Congress and available in the Social Security Trust Funds to cover these obligations.
- 7 Excludes \$79,940,000.00 refund of taxes.
- 8 Subject to disposition by the administrative agency.
- 9 Includes \$4,683,044,766.10 in funds authorized by by Congress and available in the Social Security Trust Funds to cover these obligations.
- 10 Represents funds authorized by Congress, apportioned and available in the Social Security Trust Funds to cover these obligations.



FOOTNOTES

TABLE 1-APPROPRIATIONS AND APPROPRIATION TRANSFERS-HEALTH AND HUMAN SERVICES, SOCIAL SECURITY

ACCOUNT SYMBOL	NET APPROPRIATIONS AND APPROPRIATION TRANSFERS	APPROPRIATION AMOUNT	NET APPROPRIATION TRANSFERS	ACCOUNTS INVOLVED	AMOUNT FROM OR TO (-)	CITATIONS OF LAW
20X8006	-\$1,630,295,177.14	\$0.00	-\$1,630,295,177.14	75X8704	-\$1,324,501.74	42 USC 401
				7598704	-11,642,457.93	42 USC 401
				7508704	-3,354,993.00	42 USC 401
				7518704	21,120,090.00	42 USC 401
				7528704	45,057,423.00	42 USC 401
				7538704	5,590,521.00	42 USC 401
				7548704	-902,118,819.00	42 USC 401
				7548704	-783,622,439.47	42 USC 401
75X8704	1,324,501.74	0.00	1,324,501.74	20X8006	1,324,501.74	42 USC 401
7598704	11,642,457.93	0.00	11,642,457.93	20X8006	11,642,457.93	42 USC 401
7508704	3,354,993.00	0.00	3,354,993.00	20X8006	3,354,993.00	42 USC 401
7518704	-21,120,090.00	0.00	-21,120,090.00	20X8006	-21,120,090.00	42 USC 401
7528704	-45,057,423.00	0.00	-45,057,423.00	20X8006	-45,057,423.00	42 USC 401
7538704	-5,590,521.00	0.00	-5,590,521.00	20X8006	-5,590,521.00	42 USC 401
7548704	1,685,741,258.47	0.00	1,685,741,258.47	20X8006	902,118,819.00	42 USC 401
				20X8006	783,622,439.47	42 USC 401
TOTALS	\$0.00	\$0.00	\$0.00		\$0.00	

THIS PAGE  
LEFT BLANK  
INTENTIONALLY

**APPROPRIATION, OUTLAYS, AND BALANCES - Continued**

Appropriation or Fund Account		Account Symbol			Balances beginning of fiscal year	Appropriations and other obligational authority <sup>1</sup>	Transfers borrowings and investments (net) <sup>2</sup>	Outlays (net)	Balances withdrawn and other transactions <sup>3</sup>	Balances end or fiscal year <sup>4</sup>
Title	Period of Availability	Dept. Reg	Fund	Account No						
<b>DEPARTMENT OF HOUSING AND URBAN DEVELOPMENT</b>										
<b>HOUSING PROGRAMS</b>										
<b>GENERAL FUND ACCOUNTS</b>										
ANNUAL CONTRIBUTIONS FOR ASSISTED HOUSING, HOUSING PROGRAMS, HOUSING AND URBAN DEVELOPMENT FUND RESOURCES										
UNDISBURSED FUNDS	1994-96	86		0164		\$225,000,000.00		\$44,274,831.00		\$180,725,169.00
	1993					\$2,750,000.00		2,316,474.72		433,525.28
	1991					2,234,000.00				2,234,000.00
	1988-90					1,466,827.51				935,251.00
	1989					13,848,838.92		2,945,261.92	\$10,903,577.00	
	1987-89					15,395,727.22		6,476,062.28	5,917,521.05	
	NO YEAR					43,568,776,388.01	7,528,678,509.00	14,589,812,662.44	283,000,000.00	36,224,642,234.57
UNFUNDED CONTRACT AUTHORITY ACCOUNTS RECEIVABLE	NO YEAR	86		0164		105,064,700,920.97	28,932,000.00		1,905,267,642.82	103,130,501,278.15
FUND EQUITIES										
UNOBLIGATED BALANCE						-15,065,230,672.13			88,903,824.36	-15,154,134,496.46
ACCOUNTS PAYABLE						-926,602,436.82			-711,685,588.42	-214,916,848.40
UNDELIVERED ORDERS						-132,677,339,593.68			-8,467,796,123.57	-124,209,543,470.11
	SUBTOTAL	86		0164		-0-	7,721,212,788.60	14,645,825,292.36	-6,924,612,503.76	-0-
RENT SUPPLEMENTAL PROGRAM, HOUSING PROGRAMS, HOUSING AND URBAN DEVELOPMENT FUND RESOURCES										
UNDISBURSED FUNDS	NO YEAR	86		0129		-589,724.10	57,984,000.00			1,101,582.04
UNFUNDED CONTRACT AUTHORITY	NO YEAR	86		0129		1,894,926,736.11	57,984,000.00			1,836,942,736.11
FUND EQUITIES										
UNOBLIGATED BALANCE						-556,669,278.40			-28,950,083.95	-527,719,194.45
ACCOUNTS PAYABLE						-293,621.24			-240,440.00	-53,181.20
UNDELIVERED ORDERS						-1,337,374,112.37			-27,102,169.87	-1,310,271,942.50
	SUBTOTAL	86		0129		-0-		56,292,693.86	-56,292,693.86	-0-
HOMEOWNERSHIP AND RENTAL HOUSING ASSISTANCE, HOUSING PROGRAMS, HOUSING AND URBAN DEVELOPMENT FUND RESOURCES										
UNDISBURSED FUNDS	NO YEAR	86		0148		131,987,230.94	685,808,000.00			112,537,429.88
UNFUNDED CONTRACT AUTHORITY	NO YEAR	86		0148		23,929,880,015.00	685,808,000.00			22,759,094,610.00
FUND EQUITIES										
UNOBLIGATED BALANCE						-618,489,790.00			-83,195,394.00	-535,294,396.00
ACCOUNTS PAYABLE						-691,243.31			-254,377.60	-436,865.71
UNDELIVERED ORDERS						-23,442,686,212.63			-1,106,785,434.46	-22,335,900,778.17
	SUBTOTAL	86		0148		-0-		705,257,801.06	-705,257,801.06	-0-
CONGREGATE SERVICES, HOUSING PROGRAMS, HOUSING AND URBAN DEVELOPMENT FUND RESOURCES										
UNDISBURSED FUNDS	1994-95	86		0178			25,000,000.00			25,000,000.00
	1993					20,964,710.02		1,834,768.70		19,129,941.32
	1992-93					17,700,000.00		3,254,288.57		14,445,711.43
	1990-91					202,978.80		2,727.59		200,251.21
	1989-90					238,670.28		6,581.09		232,089.19
	1988-89					198,120.09			198,120.09	
	NO YEAR					3,147,614.07		961,793.68		2,185,820.39
FUND EQUITIES										
UNOBLIGATED BALANCE						-19,974,384.40			2,865,474.00	-22,839,858.40
ACCOUNTS PAYABLE									40,186.95	-40,186.95
UNDELIVERED ORDERS						-22,477,708.86			15,836,059.33	-38,313,768.19
	SUBTOTAL	86		0178		-0-	25,000,000.00	6,060,159.63	18,939,840.37	-0-
HOUSING COUNSELING ASSISTANCE, HOUSING PROGRAMS, HOUSING AND URBAN DEVELOPMENT FUND RESOURCES										
UNDISBURSED FUNDS	1994	86		0156			12,000,000.00			11,789,976.09
	1993					5,846,890.00		4,063,710.67		1,783,179.33
	1992-93					500,000.00		30,310.00		469,690.00
	1992					1,462,517.96		909,970.57		552,547.39
	1991					767,762.39		168,658.89		599,103.50
	1990					151,644.94		360.00		151,284.94
	1989					162,242.55		8,665.00		
									153,577.55	

**APPROPRIATION, OUTLAYS, AND BALANCES - Continued**

Appropriation or Fund Account		Account Symbol			Balances beginning of fiscal year	Appropriations and other obligational authority <sup>1</sup>	Transfers borrowings and investments (net) <sup>2</sup>	Outlays (net)	Balances withdrawn and other transactions <sup>3</sup>	Balances end or fiscal year <sup>4</sup>
Title	Period of Availability	Dep Reg	Tr Fm	Account No						
<b>FUND EQUITIES</b>										
UNOBLIGATED BALANCE									1,273,899.10	-2,666,460.86
ACCOUNTS PAYABLE									8,109.82	-21,899.23
UNDELIVERED ORDERS									5,172,714.49	-12,657,421.16
	SUBTOTAL	86		0156	-7,484,706.67				6,608,300.96	-0-
FHA-MUTUAL MORTGAGE INSURANCE PROGRAM ACCOUNT						12,000,000.00		5,391,699.04		
FUND RESOURCES										
UNDISBURSED FUNDS	1994	86		0183		262,810,000.00		262,809,999.96		.04
FUND EQUITIES										
ACCOUNTS PAYABLE									.04	-.04
	SUBTOTAL	86		0183	-0-	262,810,000.00		262,809,999.96	.04	-0-
ASSISTANCE FOR THE RENEWAL OF EXPIRING SECTION 8 SUBSIDY CONTRACTS, HOUSING PROGRAMS, HOUSING AND URBAN DEVELOPMENT										
FUND RESOURCES										
UNDISBURSED FUNDS	NO YEAR	86		0194	19,134,476,726.91	5,270,658,000.00		3,487,746,488.60		20,917,388,238.31
ACCOUNTS RECEIVABLE										1,145,357.70
FUND EQUITIES										
UNOBLIGATED BALANCE									170,864,648.17	-1,086,844,645.17
ACCOUNTS PAYABLE									-230,437,889.83	-405,265.88
UNDELIVERED ORDERS									1,843,630,110.76	-19,831,283,684.96
	SUBTOTAL	86		0194	-17,987,653,574.20	5,270,658,000.00		3,487,746,488.60	1,782,911,511.40	-0-
SINGLE ROOM OCCUPANCY, SECTION 8 MODERATE REHABILITATION, HOUSING AND URBAN DEVELOPMENT										
FUND RESOURCES										
UNDISBURSED FUNDS	NO YEAR	86		0195	384,164,012.14	150,000,000.00		7,782,601.25		526,381,410.89
FUND EQUITIES										
UNOBLIGATED BALANCE									92,807,765.00	-286,352,770.00
ACCOUNTS PAYABLE									-355,130.94	
UNDELIVERED ORDERS									49,764,764.69	-240,028,640.89
	SUBTOTAL	86		0195	-190,263,876.20	150,000,000.00		7,782,601.25	142,217,398.75	-0-
HOMEOWNERSHIP AND OPPORTUNITY FOR PEOPLE EVERYWHERE GRANTS (HOPE GRANTS), HOUSING PROGRAMS, HOUSING AND URBAN DEVELOPMENT										
FUND RESOURCES										
UNDISBURSED FUNDS	NO YEAR	86		0196	596,974,038.52	-206,810,000.00		64,816,538.66		325,347,499.86
FUND EQUITIES										
UNOBLIGATED BALANCE									-359,494,380.42	-97,309,374.06
ACCOUNTS PAYABLE									497,692.96	-1,117,618.01
UNDELIVERED ORDERS									87,370,148.80	-226,920,507.79
	SUBTOTAL	86		0196	-139,550,358.99	-206,810,000.00		64,816,538.66	-271,626,538.66	-0-
FHA, GENERAL AND SPECIAL RISK PROGRAM ACCOUNT, HOUSING PROGRAMS, HOUSING AND URBAN DEVELOPMENT										
FUND RESOURCES										
UNDISBURSED FUNDS	1994	86		0200		347,703,000.00		309,081,000.00		38,622,000.00
	1993				6,313,115.44			-11,678,884.56		17,992,000.00
	1992				18,582,717.80					18,582,717.80
ACCOUNTS RECEIVABLE					37,350,999.59				37,350,999.59	
FUND EQUITIES										
UNOBLIGATED BALANCE									7.00	-16,483,007.00
ACCOUNTS PAYABLE									12,949,877.97	-58,713,710.80
	SUBTOTAL	86		0200	-45,763,832.83	347,703,000.00		297,402,115.44	50,300,884.56	-0-
NATIONAL CITIES IN SCHOOLS COMMUNITY DEVELOPMENT PROGRAM, HOUSING PROGRAMS, HOUSING AND URBAN DEVELOPMENT										
FUND RESOURCES										
UNDISBURSED FUNDS	NO YEAR	86		0220		10,000,000.00		1,300,000.00		8,700,000.00
FUND EQUITIES										
UNDELIVERED ORDERS									8,700,000.00	-8,700,000.00
	SUBTOTAL	86		0220	-0-	10,000,000.00		1,300,000.00	8,700,000.00	-0-
INNOVATIVE HOMELESS INITIATIVES DEMONSTRATION PROGRAM, HOUSING PROGRAMS, HOUSING AND URBAN DEVELOPMENT										
FUND RESOURCES										
UNDISBURSED FUNDS	NO YEAR	86		0221		100,000,000.00		4,313,420.29		95,686,579.71
FUND EQUITIES										
UNOBLIGATED BALANCE									55,050,000.00	-55,050,000.00
ACCOUNTS PAYABLE									85,937.39	-85,937.39
UNDELIVERED ORDERS									40,550,642.32	-40,550,642.32
	SUBTOTAL	86		0221	-0-	100,000,000.00		4,313,420.29	95,686,579.71	-0-

FOOTNOTES AT END OF CHAPTER

APPROPRIATION, OUTLAYS, AND BALANCES - Continued

Appropriation or Fund Account Title	Period of Availability	Account Symbol				Balances beginning of fiscal year	Appropriations and other obligational authority <sup>1</sup>	Transfers borrowings and investments (net) <sup>2</sup>	Outlays (net)	Balances withdrawn and other transactions <sup>3</sup>	Balances end or fiscal year <sup>4</sup>
		Dept		Account No	Sub No						
		Reg	Tr Fm								
<b>HOUSING PROGRAMS-CONTINUED</b>											
<b>GENERAL FUND ACCOUNTS-CONTINUED</b>											
CAPACITY BUILDING FOR COMMUNITY DEVELOPMENT AND AFFORDABLE HOUSING, HOUSING PROGRAM, HOUSING AND URBAN DEVELOPMENT FUND RESOURCES	1994	86		0222	-----	\$20,000,000.00	-----	-----	-----	\$20,000,000.00	
UNDISBURSED FUNDS					-----	-----	-----	-----	-----	-----	
FUND EQUITIES					-----	-----	-----	-----	\$20,000,000.00	-20,000,000.00	
UNDELIVERED ORDERS					-----	-----	-----	-----	-----	-----	
SUBTOTAL	86			0222	-0-	20,000,000.00	-----	-----	20,000,000.00	-0-	
INDIAN HOUSING LOAN GUARANTEE FUND, INDIAN HOUSING, HOUSING AND URBAN DEVELOPMENT FUND RESOURCES	1994	86		0223	-----	1,000,000.00	-----	-----	-----	1,000,000.00	
UNDISBURSED FUNDS					-----	-----	-----	-----	-----	-----	
FUND EQUITIES					-----	-----	-----	-----	791,023.00	-791,023.00	
UNOBLIGATED BALANCE					-----	-----	-----	-----	208,977.00	-208,977.00	
ACCOUNTS PAYABLE					-----	-----	-----	-----	1,000,000.00	-0-	
SUBTOTAL	86			0223	-0-	1,000,000.00	-----	-----	-----	-----	
<b>SPECIAL FUND ACCOUNTS</b>											
INTERSTATE LAND SALES, HOUSING PROGRAMS, HOUSING AND URBAN DEVELOPMENT FUND RESOURCES	NO YEAR	86		5270	-----	349,440.00	-----	\$349,440.00	-----	-----	
UNDISBURSED FUNDS					-----	-----	-----	-----	-----	-----	
MANUFACTURED HOME INSPECTION AND MONITORING, HOUSING PROGRAMS, HOUSING AND URBAN DEVELOPMENT FUND RESOURCES	NO YEAR	86		5271	\$5,263,122.04	10,765,567.37	-----	8,712,650.34	-----	7,316,039.07	
UNDISBURSED FUNDS					-----	-----	-----	-----	-----	-----	
FUND EQUITIES					-----	-----	-----	-----	2,139,935.87	-5,662,628.57	
UNOBLIGATED BALANCE					-3,522,692.70	-----	-----	-----	-87,018.84	-1,653,410.50	
UNDELIVERED ORDERS					-1,740,429.34	-----	-----	-----	-----	-----	
SUBTOTAL	86			5271	-0-	10,765,567.37	-----	8,712,650.34	2,052,917.03	-0-	
<b>PUBLIC ENTERPRISE FUNDS</b>											
FLEXIBLE SUBSIDY FUND, HOUSING PROGRAMS, HOUSING AND URBAN DEVELOPMENT FUND RESOURCES	1994-95	86		4044	-----	100,000,000.00	-----	12,839,299.99	-----	87,160,700.01	
UNDISBURSED FUNDS	NO YEAR				43,061,848.00	35,747,000.00	-----	15,220,990.55	-----	63,587,857.45	
INVESTMENTS IN PUBLIC DEBT SECURITIES					150,000,000.00	-----	-----	-----	-----	150,000,000.00	
ACCOUNTS RECEIVABLE					3,118,690.32	-----	-----	-----	622,732.89	2,495,957.43	
FUND EQUITIES:					-----	-----	-----	-----	-----	-----	
UNOBLIGATED BALANCE					-122,371,689.59	-----	-----	-----	79,474,860.44	6-201,846,550.03	
ACCOUNTS PAYABLE					-241,503.00	-----	-----	-----	106,301.21	-347,804.21	
UNDELIVERED ORDERS					-73,567,345.73	-----	-----	-----	27,482,814.92	-101,050,160.65	
SUBTOTAL	86			4044	-0-	135,747,000.00	-----	28,060,290.54	107,686,709.46	-0-	
COLLEGE HOUSING LOANS, HOUSING AND URBAN DEVELOPMENT FUND RESOURCES	NO YEAR	86		4058	12,205,820.03	21,000,000.00	-----	18,362,142.04	-----	14,843,677.99	
UNDISBURSED FUNDS	NO YEAR	86		4058	221,321,957.37	5-21,000,000.00	-----	-----	7,483,916.00	192,838,041.37	
UNFUNDED CONTRACT AUTHORITY					-----	-----	-----	-----	-----	-----	
FUND EQUITIES:					-----	-----	-----	-----	-----	-----	
ACCOUNTS PAYABLE					-245,996.00	-----	-----	-----	121,490.65	-367,486.65	
UNDELIVERED ORDERS					-233,281,781.40	-----	-----	-----	-25,967,548.69	-207,314,232.71	
SUBTOTAL	86			4058	-0-	-----	-----	18,362,142.04	-18,362,142.04	-0-	
FEDERAL HOUSING ADMINISTRATION FUND, LIQUIDATING ACCOUNT, HOUSING AND URBAN DEVELOPMENT FUND RESOURCES:	NO YEAR	86		4070	497,379,187.02	-----	7-\$500,528,849.71	-247,731,337.39	-----	244,581,674.70	
UNDISBURSED FUNDS					-3,900,665.94	-----	-31,857,000.29	-----	-----	-35,757,666.23	
UNREALIZED DISCOUNT ON INVESTMENTS					5,194,580,000.00	-----	531,737,000.00	-----	-----	5,726,317,000.00	
INVESTMENTS IN PUBLIC DEBT SECURITIES					254,537,685.30	-----	-----	-----	43,528,931.65	211,008,753.65	
ACCOUNTS RECEIVABLE					3,814,098,528.25	-----	-----	-----	2,649,855,759.26	1,164,242,768.99	
UNFILLED CUSTOMER ORDERS					-----	-----	-----	-----	-----	-----	
FUND EQUITIES:					-----	-----	-----	-----	-----	-----	
UNOBLIGATED BALANCE					-5,055,099,587.35	-----	-----	-----	219,503,033.27	6-5,274,602,620.62	
ACCOUNTS PAYABLE					-4,656,936,791.92	-----	-----	-----	-2,671,447,270.95	-1,985,469,520.97	
UNDELIVERED ORDERS					-44,658,355.36	-----	-----	-----	5,642,034.16	-50,300,389.52	
SUBTOTAL	86			4070	-0-	-----	-648,850.00	-247,731,337.39	247,082,487.39	-0-	

**APPROPRIATION, OUTLAYS, AND BALANCES - Continued**

Appropriation or Fund Account		Account Symbol		Balances beginning of fiscal year	Appropriations and other obligational authority <sup>1</sup>	Transfers borrowings and investments (net) <sup>2</sup>	Outlays (net)	Balances withdrawn and other transactions <sup>3</sup>	Balances end or fiscal year <sup>4</sup>
Title	Period of Availability	Dept Reg	Tr Fm Account No. Sub No.						
FHA-GENERAL AND SPECIAL RISK INSURANCE									
FUND LIQUIDATING ACCOUNT, HOUSING AND URBAN DEVELOPMENT									
FUND RESOURCES									
UNDISBURSED FUNDS	NO YEAR	86	4072	333,097,877.90	-----	<sup>9</sup> -96,198,750.00	-342,064,784.94	-----	578,963,912.84
AUTHORITY TO BORROW FROM THE TREASURY				869,118,963.85	-----	-----	-----	-----	869,118,963.85
INVESTMENTS IN PUBLIC DEBT SECURITIES				19,426,000.00	-----	-4,190,000.00	-----	-----	15,236,000.00
ACCOUNTS RECEIVABLE				195,454,318.49	-----	-----	-----	-423,398,784.82	618,853,103.31
UNFILLED CUSTOMER ORDERS				114,559,804.32	-----	-----	-----	1,973,003.04	112,586,801.28
FUND EQUITIES									
UNOBLIGATED BALANCE				-607,726,352.17	-----	-----	-----	447,501,993.86	-1,055,228,346.03
ACCOUNTS PAYABLE				-873,284,126.10	-----	-----	-----	192,909,368.27	-1,066,193,494.37
UNDELIVERED ORDERS				-50,646,486.29	-----	-----	-----	22,690,454.59	-73,336,940.88
SUBTOTAL		86	4072	-0-	-----	-100,388,750.00	-342,064,784.94	241,676,034.94	-0-
HOUSING FOR THE ELDERLY OR HANDICAPPED, LIQUIDATING ACCOUNT, HOUSING PROGRAMS, FUND RESOURCES									
UNDISBURSED FUNDS	NO YEAR	86	4115	431,436,152.07	514,934,617.00	-475,000,000.00	-25,095,443.27	-----	496,466,212.34
AUTHORITY TO BORROW FROM THE TREASURY				38,042,313.31	-----	-----	-----	38,042,313.31	-----
ACCOUNTS RECEIVABLE				88,662,320.80	-----	-----	-----	-152,070,151.28	240,732,472.08
FUND EQUITIES									
UNOBLIGATED BALANCE				-33,349,688.50	-----	-----	-----	14,348,254.38	-47,697,942.88
ACCOUNTS PAYABLE				-327,595,702.45	-----	-----	-----	182,145,903.71	-509,741,606.16
UNDELIVERED ORDERS				-197,195,395.23	-----	-----	-----	-17,436,259.85	-179,759,135.38
SUBTOTAL		86	4115	-0-	514,934,617.00	-475,000,000.00	-25,095,443.27	65,030,060.27	-0-
HOUSING ASSISTANCE FOR THE ELDERLY AND PERSONS WITH DISABILITIES, HOUSING AND URBAN DEVELOPMENT									
FUND RESOURCES									
UNDISBURSED FUNDS	NO YEAR	86	4588	4,774,167,383.67	1,604,086,491.00	-----	468,391,379.98	-----	5,909,862,494.69
UNFUNDED CONTRACT AUTHORITY	NO YEAR	86	4588	73,167,060.00	-----	-----	-----	-----	73,167,060.00
ACCOUNTS RECEIVABLE				202,996,578.00	-----	-----	-----	202,996,578.00	-----
FUND EQUITIES									
UNOBLIGATED BALANCE				-4,521,676,589.14	-----	-----	-----	214,834,570.99	-4,736,511,160.13
ACCOUNTS PAYABLE				-2,115,224.30	-----	-----	-----	39,460,376.06	-41,575,600.36
UNDELIVERED ORDERS				-526,539,208.23	-----	-----	-----	678,403,585.97	-1,204,942,794.20
SUBTOTAL		86	4588	-0-	1,604,086,491.00	-----	468,391,379.98	1,135,695,111.02	-0-
NONPROFIT SPONSOR ASSISTANCE, LIQUIDATING ACCOUNT, HOUSING PROGRAMS, HOUSING AND URBAN DEVELOPMENT									
FUND RESOURCES									
UNDISBURSED FUNDS	NO YEAR	86	4042	6,355,604.09	-----	-----	-121,724.48	-----	6,477,328.57
FUND EQUITIES									
UNOBLIGATED BALANCE				-6,181,997.83	-----	-----	-----	121,724.48	-6,303,722.31
UNDELIVERED ORDERS				-173,606.26	-----	-----	-----	-----	-173,606.26
SUBTOTAL		86	4042	-0-	-----	-----	-121,724.48	121,724.48	-0-
COMMUNITY DISPOSAL OPERATIONS FUND, HOUSING AND URBAN DEVELOPMENT									
FUND RESOURCES									
UNDISBURSED FUNDS	NO YEAR	86	4040	3,158.54	-----	-----	-3,854.80	<sup>10</sup> 7,013.34	-----
ACCOUNTS RECEIVABLE				19,801.83	-----	-----	-----	19,801.83	-----
FUND EQUITIES									
UNOBLIGATED BALANCE				-21,718.47	-----	-----	-----	-21,718.47	-----
ACCOUNTS PAYABLE				-1,241.90	-----	-----	-----	-1,241.90	-----
SUBTOTAL		86	4040	-0-	-----	-----	-3,854.80	3,854.80	-0-
RENTAL HOUSING ASSISTANCE FUND, FEDERAL HOUSING ADMINISTRATION, HOUSING AND URBAN DEVELOPMENT									
FUND RESOURCES									
UNDISBURSED FUNDS	NO YEAR	86	4041	1,823,015.13	-----	-----	-1,207,909.56	-----	3,030,924.69
FUND EQUITIES									
UNOBLIGATED BALANCE				-502,954.00	-----	-----	-----	2,648.00	-505,602.00
ACCOUNTS PAYABLE				-1,320,061.13	-----	-----	-----	1,205,261.56	-2,525,322.69
SUBTOTAL		86	4041	-0-	-----	-----	-1,207,909.56	1,207,909.56	-0-
HOMEOWNER ASSISTANCE FUND, HOUSING PROGRAMS, HOUSING AND URBAN DEVELOPMENT									
FUND RESOURCES									
UNDISBURSED FUNDS	NO YEAR	86	4043	366,924.06	-----	-1,862,000.00	-4,196,410.15	-----	2,701,334.21
UNFUNDED CONTRACT AUTHORITY	NO YEAR	86	4043	50,456,787.45	-----	-----	-----	-5,044,061.99	55,500,849.44
INVESTMENTS IN PUBLIC DEBT SECURITIES				40,830,000.00	-----	1,862,000.00	-----	-----	42,692,000.00
ACCOUNTS RECEIVABLE				1,753,547.71	-----	-----	-----	97,676.33	1,655,871.38
FUND EQUITIES									
UNOBLIGATED BALANCE				-93,407,259.22	-----	-----	-----	9,142,795.81	-102,550,055.03
SUBTOTAL		86	4043	-0-	-----	-----	-4,196,410.15	4,196,410.15	-0-

FOOTNOTES AT END OF CHAPTER

**APPROPRIATION, OUTLAYS, AND BALANCES - Continued**

Appropriation or Fund Account		Account Symbol			Balances beginning of fiscal year	Appropriations and other obligatory authority <sup>1</sup>	Transfers borrowings and investments (net) <sup>2</sup>	Outlays (net)	Balances withdrawn and other transactions <sup>3</sup>	Balances end or fiscal year <sup>4</sup>
Title	Period of Availability	Dept Reg	Account Tr Fm No	Sub No						
<b>HOUSING PROGRAMS-CONTINUED</b>										
<b>PUBLIC ENTERPRISE FUNDS-CONTINUED</b>										
NEHEMIAH HOUSING OPPORTUNITY FUND, HOUSING AND URBAN DEVELOPMENT FUND RESOURCES	NO YEAR	86	4071		\$53,333,664 00	-----	-----	\$2,528,500 00	-----	\$50,805,164 00
UNDISBURSED FUNDS										
FUND EQUITIES										
UNOBLIGATED BALANCE					-16,551,804 00	-----	-----	-----	\$2,325,000 00	-18,876,804 00
ACCOUNTS PAYABLE					-30,000 00	-----	-----	-----	-30,000 00	-----
UNDELIVERED ORDERS					-36,751,860 00	-----	-----	-----	-4,823,500 00	-31,928,360 00
<b>SUBTOTAL</b>		86	4071		-0-	-----	-----	2,528,500 00	-2,528,500 00	-0-
<b>TOTAL, HOUSING PROGRAMS</b>					-----	\$15,979,456,903 97	-\$576,037,600 00	19,450,981,748 46	-4,047,562,444 49	-----
<b>PUBLIC AND INDIAN HOUSING PROGRAMS</b>										
<b>GENERAL FUND ACCOUNTS</b>										
PAYMENTS FOR OPERATION OF LOW-INCOME HOUSING PROJECTS, HOUSING PROGRAMS, HOUSING AND URBAN DEVELOPMENT FUND RESOURCES										
UNDISBURSED FUNDS	1994	86	0163		-----	2,620,808,000 00	-----	1,253,704,476 50	-----	1,367,103,523 50
	1993				1,290,751,030 12	-----	-----	1,288,734,394 75	-----	2,016,635 37
	1992-93				40,333,548 00	-----	-----	40,333,548 00	-----	-----
	1992				8,538,344 27	-----	-----	716,090 79	-----	7,822,253 48
	1991-92				72,450 00	-----	-----	-----	-----	72,450 00
	1991				11,759,548 69	-----	-----	43,307 00	-----	11,716,241 69
	1990-91				943,261 00	-----	-----	-----	-----	943,261 00
	1990				6,720,853 37	-----	-----	252,008 44	-----	6,468,844 93
	1989-90				2,141,360 68	-----	-----	-----	-----	2,141,360 68
	1989				12,998,538 23	-----	-----	-----	12,998,538 23	-----
ACCOUNTS RECEIVABLE					23,998 05	-----	-----	-----	23,998 05	-----
FUND EQUITIES:										
UNOBLIGATED BALANCE					-32,713,581 84	-----	-----	-----	-7,724,004 94	-24,989,576 90
ACCOUNTS PAYABLE					-40,048,445 53	-----	-----	-----	-5,363,869 87	-34,684,575 66
UNDELIVERED ORDERS					-1,301,520,905 04	-----	-----	-----	37,089,513 05	-1,338,610,418 09
<b>SUBTOTAL</b>		86	0163		-0-	2,620,808,000 00	-----	2,583,783,825 48	37,024,174 52	-0-
DRUG ELIMINATION GRANTS FOR LOW-INCOME HOUSING, HOUSING PROGRAMS, HOUSING AND URBAN DEVELOPMENT FUND RESOURCES:										
UNDISBURSED FUNDS	NO YEAR	86	0197		336,503,332 88	265,000,000 00	-----	160,337,173 69	-----	441,166,159 19
ACCOUNTS RECEIVABLE					74,960 55	-----	-----	-----	-21,157 22	96,117 77
FUND EQUITIES:										
UNOBLIGATED BALANCE					-33,607,328 51	-----	-----	-----	221,131,656 49	-254,738,985 00
ACCOUNTS PAYABLE					-824,730 85	-----	-----	-----	47,690 28	-872,421 13
UNDELIVERED ORDERS					-302,146,234 07	-----	-----	-----	-116,495,363 24	-185,650,870 83
<b>SUBTOTAL</b>		86	0197		-0-	265,000,000 00	-----	160,337,173 69	104,662,826 31	-0-
SEVERLY DISTRESSED PUBLIC HOUSING PROJECTS, HOUSING PROGRAMS, HOUSING AND URBAN DEVELOPMENT FUND RESOURCES:										
UNDISBURSED FUNDS	NO YEAR	86	0218		300,000,000 00	778,240,000 00	-----	1,420,746 81	-----	1,076,819,253 19
FUND EQUITIES:										
UNOBLIGATED BALANCE					-300,000,000 00	-----	-----	-----	198,992,021 00	-498,992,021 00
UNDELIVERED ORDERS					-----	-----	-----	-----	577,827,232 19	-577,827,232 19
<b>SUBTOTAL</b>		86	0218		-0-	778,240,000 00	-----	1,420,746 81	776,819,253 19	-0-
<b>PUBLIC ENTERPRISE FUNDS</b>										
LOW-RENT PUBLIC HOUSING PROGRAM, RENEWAL AND HOUSING ASSISTANCE, HOUSING AND URBAN DEVELOPMENT FUND RESOURCES:										
UNDISBURSED FUNDS	NO YEAR	86	4098		1,539,089,050 86	-----	-----	85,670,721 55	-----	1,423,954,220 47
AUTHORITY TO BORROW FROM THE TREASURY					-----	25,000,000 00	-----	-----	-----	-----
ACCOUNTS RECEIVABLE					116,764,556 06	-----	-----	-----	11,101,278 78	105,663,277 28

**APPROPRIATION, OUTLAYS, AND BALANCES - Continued**

Appropriation or Fund Account		Account Symbol		Balances beginning of fiscal year	Appropriations and other obligational authority <sup>1</sup>	Transfers borrowings and investments (net) <sup>2</sup>	Outlays (net)	Balances withdrawn and other transactions <sup>3</sup>	Balances end or fiscal year <sup>4</sup>
Title	Period of Availability	Dept Reg	Account No. Tr Fm Sub No.						
<b>FUND EQUITIES:</b>									
UNOBLIGATED BALANCE				-23,459,287.21	-----	-----	-----	-3,367,216.54	-20,092,070.67
ACCOUNTS PAYABLE				-219,877,397.77	-----	-----	-----	-6,949,780.44	-212,927,617.33
UNDELIVERED ORDERS				-1,412,516,921.94	-----	-----	-----	-115,919,112.19	-1,296,597,809.75
				-0-	-----	-----	-----	-115,134,830.39	-0-
<b>SUBTOTAL</b>	86		4098		25,000,000.00	-54,464,108.84	85,670,721.55	803,371,423.63	-----
<b>TOTAL, PUBLIC AND INDIAN HOUSING PROGRAMS</b>					3,689,048,000.00	-54,464,108.84	2,831,212,467.53		-----
<b>GOVERNMENT NATIONAL MORTGAGE ASSOCIATION</b>									
<b>GENERAL FUND ACCOUNTS</b>									
GUARANTEES OF MORTGAGE-BACKED SECURITIES									
LOAN GUARANTEE, PROGRAM ACCOUNT,									
GOVERNMENT NATIONAL MORTGAGE ASSOCIATION,									
HOUSING AND URBAN DEVELOPMENT									
FUND RESOURCES									
UNDISBURSED FUNDS	1994	86	0186	-----	8,038,000.00	-----	-----	-----	8,038,000.00
	1993			-----	-----	-----	8,038,000.00	-----	12-8,038,000.00
<b>SUBTOTAL</b>	86		0186	-0-	8,038,000.00	-----	8,038,000.00	-----	-0-
<b>PUBLIC ENTERPRISE FUNDS</b>									
MANAGEMENT AND LIQUIDATING FUNCTIONS FUND,									
GOVERNMENT NATIONAL MORTGAGE ASSOCIATION,									
HOUSING AND URBAN DEVELOPMENT									
FUND RESOURCES									
UNDISBURSED FUNDS	NO YEAR	86	4016	100,026.99	-----	12,399,900.00	-1,145,935.72	1013,600,000.00	45,862.71
INVESTMENTS IN PUBLIC DEBT SECURITIES				8,500,000.00	-----	-8,500,000.00	-----	-----	-----
INVESTMENTS IN AGENCY SECURITIES				19,935,950.00	-----	-3,899,900.00	-----	-----	-----
ACCOUNTS RECEIVABLE				336,757.98	-----	-----	-----	-----	16,036,050.00
FUND EQUITIES					-----	-----	-----	109,971.01	226,786.97
UNOBLIGATED BALANCE				-28,848,403.84	-----	-----	-----	-----	-----
ACCOUNTS PAYABLE				-24,331.13	-----	-----	-----	-12,563,960.29	-16,284,443.55
<b>SUBTOTAL</b>	86		4016	-0-	-----	-----	-1,145,935.72	1,145,935.72	-24,256.13
GUARANTEES OF MORTGAGE BACKED SECURITIES					-----	-----	-----	1,145,935.72	-0-
FUND, LIQUIDATING ACCOUNT, GOVERNMENT					-----	-----	-----	-----	-----
NATIONAL MORTGAGE ASSOCIATION, HOUSING					-----	-----	-----	-----	-----
AND URBAN DEVELOPMENT					-----	-----	-----	-----	-----
FUND RESOURCES					-----	-----	-----	-----	-----
UNDISBURSED FUNDS	NO YEAR	86	4238	4,474,013.71	-----	-490,269,505.56	-511,866,181.02	-----	26,070,689.17
UNREALIZED DISCOUNT ON INVESTMENTS				-7,863,955.56	-----	-2,028,044.44	-----	-----	-9,892,000.00
INVESTMENTS IN PUBLIC DEBT SECURITIES				3,221,228,000.00	-----	492,095,000.00	-----	-----	3,713,323,000.00
INVESTMENTS IN AGENCY SECURITIES				899,800.00	-----	202,550.00	-----	-----	1,102,350.00
ACCOUNTS RECEIVABLE				102,271,202.72	-----	-----	-----	-----	109,625,581.31
FUND EQUITIES					-----	-----	-----	-7,354,378.59	-----
UNOBLIGATED BALANCE				-3,266,439,211.14	-----	-----	-----	-----	-----
ACCOUNTS PAYABLE				-54,569,849.73	-----	-----	-----	529,392,587.04	-3,795,831,798.18
<b>SUBTOTAL</b>	86		4238	-0-	-----	-----	-511,866,181.02	511,866,181.02	-44,397,822.30
<b>TOTAL, GOVERNMENT NATIONAL MORTGAGE ASSOCIATION</b>					8,038,000.00	-----	-504,974,116.74	513,012,116.74	-----

FOOTNOTES AT END OF CHAPTER



**APPROPRIATION, OUTLAYS, AND BALANCES - Continued**

Appropriation or Fund Account		Account Symbol			Balances beginning of fiscal year	Appropriations and other obligational authority <sup>1</sup>	Transfers borrowings and investments (net) <sup>2</sup>	Outlays (net)	Balances withdrawn and other transactions <sup>3</sup>	Balances end or fiscal year <sup>4</sup>
Title	Period of Availability	Dept Reg	Tr Fm	Account No						
<b>COMMUNITY PLANNING AND DEVELOPMENT</b>										
<b>GENERAL FUND ACCOUNTS</b>										
COMMUNITY DEVELOPMENT GRANTS, COMMUNITY PLANNING AND DEVELOPMENT, HOUSING AND URBAN DEVELOPMENT										
FUND RESOURCES										
UNDISBURSED FUNDS	1994-96	86		0162		\$4,825,000,000.00		\$77,433,964.71		\$4,747,566,035.29
	1993-95					\$4,008,923,005.61		1,378,696,500.91		2,588,226,504.70
	1993-94					200,000,000.00		49,629,452.09		150,370,547.91
	1992-94					2,148,203,281.79		1,573,738,517.73		574,309,764.06
	1991-93					579,560,922.46		404,681,388.79		172,034,533.67
	1990-92					31,767,020.78		10,005,643.98		21,761,376.80
	1989-91					4,096,043.52		94,363.71		4,001,679.81
	1988-90					1,749,719.40				1,749,719.40
	1987-89					1,165,518.42			\$1,165,518.42	
	NO YEAR					324,821,663.72		157,203,060.47		167,618,603.25
FUND EQUITIES:										
UNOBLIGATED BALANCE						-575,791,528.93			-97,781,472.54	-478,010,056.39
ACCOUNTS PAYABLE						-12,519,376.15			12,977,040.30	-25,496,416.45
UNDELIVERED ORDERS						-6,711,976,270.62			1,212,156,021.43	-7,924,132,292.05
	SUBTOTAL	86		0162		-0-	4,780,000,000.00	3,651,482,892.39	1,128,517,107.61	-0-
URBAN DEVELOPMENT ACTION GRANTS, COMMUNITY PLANNING AND DEVELOPMENT, HOUSING AND URBAN DEVELOPMENT										
FUND RESOURCES:										
UNDISBURSED FUNDS	1988-91	86		0170		2,252,734.00				2,252,734.00
	1987-90					1,258,230.82				1,258,230.82
	1986-89					5,812,618.30			5,812,618.30	
	NO YEAR					234,366,490.35		32,675,382.71		201,691,107.64
FUND EQUITIES:										
UNOBLIGATED BALANCE						-9,323,777.37			4,721,430.40	-14,045,207.77
ACCOUNTS PAYABLE									1,859.32	-1,859.32
UNDELIVERED ORDERS						-234,366,296.10			-43,211,290.73	-191,155,005.37
	SUBTOTAL	86		0170		-0-		32,675,382.71	-32,675,382.71	-0-
URBAN HOMESTEADING, COMMUNITY PLANNING AND DEVELOPMENT, HOUSING AND URBAN DEVELOPMENT										
FUND RESOURCES:										
UNDISBURSED FUNDS	NO YEAR	86		0171				-184,107.70		184,107.70
FUND EQUITIES:										
UNOBLIGATED BALANCE									184,107.70	-184,107.70
	SUBTOTAL	86		0171		-0-		-184,107.70	184,107.70	-0-
ASSISTANCE FOR SOLAR AND CONSERVATION IMPROVEMENTS, SOLAR ENERGY AND ENERGY CONSERVATION BANK, HOUSING AND URBAN DEVELOPMENT										
FUND RESOURCES:										
UNDISBURSED FUNDS	NO YEAR	86		0179		54,000.00			54,000.00	
FUND EQUITIES:										
UNOBLIGATED BALANCE						-54,000.00			-54,000.00	
	SUBTOTAL	86		0179		-0-				-0-
EMERGENCY SHELTER GRANTS PROGRAM, HOUSING AND URBAN DEVELOPMENT										
FUND RESOURCES:										
UNDISBURSED FUNDS	NO YEAR	86		0181		68,366,929.25	115,000,000.00	62,596,076.38		120,770,852.87
FUND EQUITIES:										
UNOBLIGATED BALANCE						-2,406,827.04			1,470,606.43	-3,877,433.47
ACCOUNTS PAYABLE						-182,680.32			389,836.42	-572,516.74
UNDELIVERED ORDERS						-65,777,421.89			50,543,480.77	-116,320,902.66
	SUBTOTAL	86		0181		-0-	115,000,000.00	62,596,076.38	52,403,923.62	-0-
RENTAL REHABILITATION GRANTS, HOUSING PROGRAMS, HOUSING AND URBAN DEVELOPMENT										
FUND RESOURCES:										
UNDISBURSED FUNDS	1989-91	86		0182		507,068.85	-507,068.85			
FUND EQUITIES:										
UNOBLIGATED BALANCE						-507,068.85			-507,068.85	
	SUBTOTAL	86		0182		-0-	-507,068.85		-507,068.85	-0-
SUPPLEMENTAL ASSISTANCE FOR FACILITIES TO ASSIST THE HOMELESS, HOUSING AND URBAN DEVELOPMENT										
FUND RESOURCES:										
UNDISBURSED FUNDS	NO YEAR	86		0187		24,142,764.26		7,123,676.91		17,019,087.35

**APPROPRIATION, OUTLAYS, AND BALANCES - Continued**

Appropriation or Fund Account Title	Period of Availability	Account Symbol		Balances beginning of fiscal year	Appropriations and other obligational authority <sup>1</sup>	Transfers borrowings and investments (net) <sup>2</sup>	Outlays (net)	Balances withdrawn and other transactions <sup>3</sup>	Balances end of fiscal year <sup>4</sup>
		Dept Reg	Account No						
<b>FUND EQUITIES:</b>									
UNOBLIGATED BALANCE				-1.02	-----	-----	-----	4,384.34	-4,385.36
ACCOUNTS PAYABLE				-34,457.91	-----	-----	-----	-13,879.08	-20,578.83
UNDELIVERED ORDERS				-24,108,305.33	-----	-----	-----	-7,114,182.17	-16,994,123.16
<b>SUBTOTAL</b>		86	0187	-0-			7,123,676.91	-7,123,676.91	-0-
<b>SHELTER PLUS CARE, HOUSING AND URBAN DEVELOPMENT FUND RESOURCES:</b>									
UNDISBURSED FUNDS	NO YEAR	86	0204	375,999,749.54	123,856,601.46	-----	4,979,584.08	-----	494,876,766.92
ACCOUNTS RECEIVABLE				109,601.46	-----	-----	-----	109,601.46	-----
<b>FUND EQUITIES:</b>									
UNOBLIGATED BALANCE				-314,450,874.00	-----	-----	-----	-115,452,068.00	-198,998,806.00
ACCOUNTS PAYABLE				-21,494.00	-----	-----	-----	51,505.00	-72,999.00
UNDELIVERED ORDERS				-61,636,983.00	-----	-----	-----	234,167,978.92	-295,804,961.92
<b>SUBTOTAL</b>		86	0204	-0-	123,856,601.46		4,979,584.08	118,877,017.38	-0-
<b>SUPPORTIVE HOUSING DEMONSTRATION PROGRAM, HOUSING PROGRAMS, HOUSING AND URBAN DEVELOPMENT FUND RESOURCES:</b>									
UNDISBURSED FUNDS	NO YEAR	86	0188	524,064,771.93	334,000,000.00	-----	102,265,496.32	-----	755,799,275.61
<b>FUND EQUITIES:</b>									
UNOBLIGATED BALANCE				-135,332,598.83	-----	-----	-----	201,805,156.17	-337,137,755.00
ACCOUNTS PAYABLE				-352,788.96	-----	-----	-----	613,800.63	-966,589.59
UNDELIVERED ORDERS				-388,379,384.14	-----	-----	-----	29,315,546.88	-417,694,931.02
<b>SUBTOTAL</b>		86	0188	-0-	334,000,000.00		102,265,496.32	231,734,503.68	-0-
<b>HOME INVESTMENT PARTNERSHIPS PROGRAM, HOUSING PROGRAMS, HOUSING AND URBAN DEVELOPMENT FUND RESOURCES:</b>									
UNDISBURSED FUNDS	1993-94 NO YEAR	86	0205	50,000,000.00 2,467,976,718.56	----- 1,380,000,000.00	-----	3,406,349.14 778,805,434.65	-----	46,593,650.86 3,069,171,283.91
<b>FUND EQUITIES:</b>									
UNOBLIGATED BALANCE				-153,364,442.16	-----	-----	-----	-69,922,735.00	-83,441,707.16
ACCOUNTS PAYABLE				-2,972,591.43	-----	-----	-----	6,680,073.68	-9,652,665.11
UNDELIVERED ORDERS				-2,361,639,684.97	-----	-----	-----	661,030,877.53	-3,022,670,562.50
<b>SUBTOTAL</b>		86	0205	-0-	1,380,000,000.00		782,211,783.79	597,788,216.21	-0-
<b>SHELTER PLUS CARE SECTION 8 MODERATE REHABILITATION, SINGLE ROOM OCCUPANCY, HOUSING PROGRAMS, HOUSING AND URBAN DEVELOPMENT FUND RESOURCES:</b>									
UNDISBURSED FUNDS	NO YEAR	86	0207	-22,470.00	22,470.00	-----	-----	-----	-----
ACCOUNTS RECEIVABLE				22,470.00	-----	-----	-----	22,470.00	-----
<b>SUBTOTAL</b>		86	0207	-0-	22,470.00			22,470.00	-0-
<b>SHELTER PLUS CARE SECTION 202 RENTAL ASSISTANCE, HOUSING PROGRAMS, HOUSING AND URBAN DEVELOPMENT FUND RESOURCES:</b>									
UNDISBURSED FUNDS	NO YEAR	86	0208	132,071.46	-132,071.46	-----	-----	-----	-----
<b>FUND EQUITIES:</b>									
ACCOUNTS PAYABLE				-132,071.46	-----	-----	-----	-132,071.46	-----
<b>SUBTOTAL</b>		86	0208	-0-	-132,071.46			-132,071.46	-0-
<b>YOUTHBUILD PROGRAMS, HOUSING PROGRAMS, HOUSING AND URBAN DEVELOPMENT FUND RESOURCES:</b>									
UNDISBURSED FUNDS	NO YEAR	86	0219	40,000,000.00	-----	-----	353,251.90	-----	39,646,748.10
<b>FUND EQUITIES:</b>									
UNOBLIGATED BALANCE				-40,000,000.00	-----	-----	-----	-36,079,663.00	-3,920,337.00
ACCOUNTS PAYABLE				-----	-----	-----	-----	51,652.00	-51,652.00
UNDELIVERED ORDERS				-----	-----	-----	-----	35,674,759.10	-35,674,759.10
<b>SUBTOTAL</b>		86	0219	-0-			353,251.90	-353,251.90	-0-
<b>PUBLIC ENTERPRISE FUNDS</b>									
<b>REVOLVING FUND, LIQUIDATING PROGRAMS, HOUSING AND URBAN DEVELOPMENT FUND RESOURCES:</b>									
UNDISBURSED FUNDS	NO YEAR	86	4015	212,306,966.04	4,040,789.25	-----	-30,984,698.07	184,040,789.00	163,291,664.36
ACCOUNTS RECEIVABLE				6,249,183.83	-----	-----	-----	6,060,346.41	188,837.42
<b>FUND EQUITIES:</b>									
UNOBLIGATED BALANCE				-105,981,072.59	-----	-----	-----	-14,110,666.45	-91,870,406.14
ACCOUNTS PAYABLE				-16,250,754.79	-----	-----	-----	-2,063,364.42	-14,187,390.37
UNDELIVERED ORDERS				-96,324,322.49	-----	-----	-----	-38,901,617.22	-57,422,705.27
<b>SUBTOTAL</b>		86	4015	-0-	4,040,789.25		-30,984,698.07	35,025,487.32	-0-

FOOTNOTES AT END OF CHAPTER

APPROPRIATION, OUTLAYS, AND BALANCES - Continued

Appropriation or Fund Account		Account Symbol				Balances beginning of fiscal year	Appropriations and other obligational authority <sup>1</sup>	Transfers borrowings and investments (net) <sup>2</sup>	Outlays (net)	Balances withdrawn and other transactions <sup>3</sup>	Balances end or fiscal year <sup>4</sup>
Title	Period of Availability	Dept. Reg	Tr. Fm	Account No	Sub No						
<b>COMMUNITY PLANNING AND DEVELOPMENT-CONTINUED</b>											
<b>PUBLIC ENTERPRISE FUNDS-CONTINUED</b>											
SECTION 8-COMMUNITY DEVELOPMENT											
GUARANTEED LOANS, LIQUIDATING ACCOUNT, HOUSING AND URBAN DEVELOPMENT											
FUND RESOURCES											
UNDISBURSED FUNDS	NO YEAR	86		4097		\$3,201,966.59	-----	-\$21,481,648.52	-\$27,271,098.07	-----	\$8,991,416.14
AUTHORITY TO BORROW FROM THE TREASURY						148,735,295.67	-----	-----	-----	-----	148,735,295.67
ACCOUNTS RECEIVABLE						12,061,806.87	-----	-----	-----	\$10,863,242.21	1,198,564.66
FUND EQUITIES											
ACCOUNTS PAYABLE						-15,263,773.46	-----	-----	-----	-5,073,792.66	-10,189,980.80
UNDELIVERED ORDERS						-148,735,295.67	-----	-----	-----	-----	-148,735,295.67
SUBTOTAL		86		4097		-0-	-----	-21,481,648.52	-27,271,098.07	5,789,449.55	-0-
TOTAL, COMMUNITY PLANNING AND DEVELOPMENT						-----	\$6,736,280,720.40	-21,481,648.52	4,585,248,240.64	2,129,550,831.24	-----
<b>POLICY DEVELOPMENT AND RESEARCH</b>											
<b>GENERAL FUND ACCOUNTS</b>											
RESEARCH AND TECHNOLOGY, POLICY DEVELOPMENT AND RESEARCH, HOUSING AND URBAN DEVELOPMENT											
FUND RESOURCES											
UNDISBURSED FUNDS	1994-95	86		0108		-----	35,000,000.00	-----	17,884,720.65	-----	17,115,279.35
	1993-94					7,923,477.70	-----	-----	4,819,304.96	-----	3,104,172.74
	1992-93					4,890,339.23	-----	-----	3,171,202.48	-----	1,719,136.75
	1991-92					3,554,449.05	-----	-----	1,888,448.44	-----	1,666,000.61
	1990-91					153,679.25	-----	-----	75.56	-----	153,603.69
	1989-90					135,032.15	-----	-----	-----	-----	135,032.15
	1988-89					287,731.21	-----	-----	32,065.59	255,665.62	-----
ACCOUNTS RECEIVABLE	NO YEAR					-----	1,500,000.00	-----	343,334.12	-----	1,156,665.88
FUND EQUITIES:						425,000.00	-----	-----	-----	425,000.00	-----
UNOBLIGATED BALANCE						-3,123,824.43	-----	-----	-----	-2,683,102.71	-440,721.72
ACCOUNTS PAYABLE						-----	-----	-----	-----	246,830.33	-246,830.33
UNDELIVERED ORDERS						-14,245,884.16	-----	-----	-----	10,116,454.96	-24,362,339.12
SUBTOTAL		86		0108		-0-	36,500,000.00	-----	28,139,151.80	8,360,848.20	-0-
TOTAL, POLICY DEVELOPMENT AND RESEARCH						-----	36,500,000.00	-----	28,139,151.80	8,360,848.20	-----
<b>FAIR HOUSING AND EQUAL OPPORTUNITY</b>											
<b>GENERAL FUND ACCOUNTS</b>											
FAIR HOUSING ACTIVITIES, FAIR HOUSING AND EQUAL OPPORTUNITY, HOUSING AND URBAN DEVELOPMENT											
FUND RESOURCES											
UNDISBURSED FUNDS	1994-95	86		0144		-----	25,000,000.00	-----	-----	-----	25,000,000.00
	1993-94					15,000,000.00	-----	-----	1,202,434.31	-----	13,797,565.69
	1992-93					10,279,215.82	-----	-----	8,114,043.66	-----	2,165,172.16
	1991-92					1,670,730.61	-----	-----	1,019,756.70	-----	650,973.91
	1990-91					650,593.90	-----	-----	231,896.55	-----	418,697.35
	1989-90					288,982.76	-----	-----	-26,730.56	-----	315,713.32
	1988-89					99,758.23	-----	-----	-----	99,758.23	-----
NO YEAR						11,233.88	-----	-----	-----	-----	11,233.88

**APPROPRIATION, OUTLAYS, AND BALANCES - Continued**

Appropriation or Fund Account		Account Symbol			Balances beginning of fiscal year	Appropriations and other obligational authority <sup>1</sup>	Transfers borrowings and investments (net) <sup>2</sup>	Outlays (net)	Balances withdrawn and other transactions <sup>3</sup>	Balances end or fiscal year <sup>4</sup>
Title	Period of Availability	Dept. Reg	Tr. Fm	Account No.						
FUND EQUITIES:										
UNOBLIGATED BALANCE					-15,547,835.97	-----	-----	-----	-10,453,367.75	-5,094,468.22
ACCOUNTS PAYABLE					-3,040.00	-----	-----	-----	64,291.80	-67,331.80
UNDELIVERED ORDERS					-12,449,639.23	-----	-----	-----	24,747,917.06	-37,197,556.29
<b>SUBTOTAL</b>		86		0144	-0-	25,000,000.00	-----	10,541,400.66	14,458,599.34	-0-
TOTAL, FAIR HOUSING AND EQUAL OPPORTUNITY					-----	25,000,000.00	-----	10,541,400.66	14,458,599.34	-----
<b>MANAGEMENT AND ADMINISTRATION</b>										
<b>GENERAL FUND ACCOUNTS</b>										
SALARIES AND EXPENSES, MANAGEMENT AND ADMINISTRATION, HOUSING AND URBAN DEVELOPMENT										
FUND RESOURCES:										
UNDISBURSED FUNDS	1994	86		0143	-----	464,053,000.00	-210,573.32	1,390,983,955.09	-----	72,858,471.59
	1993				90,542,955.56	-----	211,262.32	74,122,024.44	-----	16,632,193.44
	1992				4,900,557.10	2,112,767.42	3,564.86	2,076,001.70	-----	4,940,887.68
	1991				8,224,311.97	-----	-----	2,290,712.73	-----	5,933,599.24
	1990				2,948,550.77	-----	-----	45,346.41	-----	2,903,204.36
	1989				6,134,186.75	-----	-----	323,562.68	-----	-----
FUNDS HELD OUTSIDE THE TREASURY					-----	-----	210,573.32	-----	5,810,624.07	-----
ACCOUNTS RECEIVABLE	1993				211,262.32	-----	-211,262.32	-----	-----	210,573.32
FUND EQUITIES:					698,199.70	-----	-----	-----	-31,956,631.45	32,654,831.15
UNOBLIGATED BALANCE					-28,190,472.92	-----	-----	-----	-8,782,739.46	-19,407,733.46
ACCOUNTS PAYABLE					-34,341,326.16	-----	-----	-----	-1,118,831.36	-33,222,494.80
UNDELIVERED ORDERS					-51,128,225.09	-----	-----	-----	32,375,307.43	-83,503,532.52
<b>SUBTOTAL</b>		86		0143	-0-	466,165,767.42	3,564.86	469,841,803.05	-3,672,270.77	-0-
NEW COMMUNITY ASSISTANCE GRANTS, COMMUNITY PLANNING AND MANAGEMENT, HOUSING AND URBAN DEVELOPMENT										
FUND RESOURCES:										
UNDISBURSED FUNDS	NO YEAR	86		0149	23,336.00	-----	-----	-----	23,336.00	-----
FUND EQUITIES:										
UNOBLIGATED BALANCE					-23,336.00	-----	-----	-----	-23,336.00	-----
<b>SUBTOTAL</b>		86		0149	-0-	-----	-----	-----	-----	-0-
OFFICE OF INSPECTOR GENERAL, MANAGEMENT AND ADMINISTRATION, HOUSING AND URBAN DEVELOPMENT										
FUND RESOURCES:										
UNDISBURSED FUNDS	1994	86		0189	-----	36,115,000.00	-12,000.00	27,401,535.70	-----	8,701,464.30
	1993				6,076,373.64	-----	12,000.00	3,907,224.96	-----	2,181,148.68
	1992				1,657,156.61	-----	-----	247,595.36	-----	1,409,561.25
	1991				2,048,762.19	-----	-----	28,107.61	-----	2,020,654.58
	1990				274,108.33	-----	-----	-----	-----	274,108.33
FUNDS HELD OUTSIDE THE TREASURY					-----	-----	12,000.00	-----	-----	12,000.00
ACCOUNTS RECEIVABLE	1993				12,000.00	-----	-12,000.00	-----	-----	-----
FUND EQUITIES:					27,653.73	-----	-----	-----	-835.94	28,489.67
UNOBLIGATED BALANCE					-3,100,555.01	-----	-----	-----	613,318.53	-3,713,873.54
ACCOUNTS PAYABLE					-1,392,084.65	-----	-----	-----	3,738,889.49	-5,130,974.14
UNDELIVERED ORDERS					-5,603,414.84	-----	-----	-----	179,164.29	-5,782,579.13
<b>SUBTOTAL</b>		86		0189	-0-	36,115,000.00	-----	31,584,463.63	4,530,536.37	-0-
PERSONAL SERVICES AND TRAVEL, OFFICE OF HOUSING, HOUSING AND URBAN DEVELOPMENT										
FUND RESOURCES:										
UNDISBURSED FUNDS	1992	86		0210	57,224.18	-53,837.72	-3,386.46	-----	-----	-----
FUND EQUITIES:										
UNOBLIGATED BALANCE					-53,837.72	-----	-----	-----	-53,837.72	-----
ACCOUNTS PAYABLE					-3,386.46	-----	-----	-----	-3,386.46	-----
<b>SUBTOTAL</b>		86		0210	-0-	-53,837.72	-3,386.46	-----	-57,224.18	-0-
PERSONAL SERVICES AND TRAVEL, OFFICE OF PUBLIC AND INDIAN HOUSING, HOUSING AND URBAN DEVELOPMENT										
FUND RESOURCES:										
UNDISBURSED FUNDS	1992	86		0211	207,804.87	-207,804.87	-----	-----	-----	-----
FUND EQUITIES:										
UNOBLIGATED BALANCE					-202,448.07	-----	-----	-----	-202,448.07	-----
ACCOUNTS PAYABLE					-5,356.80	-----	-----	-----	-5,356.80	-----
<b>SUBTOTAL</b>		86		0211	-0-	-207,804.87	-----	-----	-207,804.87	-0-

FOOTNOTES AT END OF CHAPTER

**APPROPRIATION, OUTLAYS, AND BALANCES - Continued**

Appropriation or Fund Account		Account Symbol			Balances beginning of fiscal year	Appropriations and other obligational authority <sup>1</sup>	Transfers borrowings and investments (net) <sup>2</sup>	Outlays (net)	Balances withdrawn and other transactions <sup>3</sup>	Balances end or fiscal year <sup>4</sup>
Title	Period of Availability	Dept Reg	Account No	Sub No						
<b>MANAGEMENT AND ADMINISTRATION-CONTINUED</b>										
<b>GENERAL FUND ACCOUNTS-CONTINUED</b>										
PERSONAL SERVICES AND TRAVEL, OFFICE OF COMMUNITY PLANNING AND DEVELOPMENT, HOUSING AND URBAN DEVELOPMENT										
FUND RESOURCES:										
UNDISBURSED FUNDS	1992	86	0212		\$387,739.35	-\$387,739.35	-----	-----	-----	-----
FUND EQUITIES:										
UNOBLIGATED BALANCE					-385,237.07	-----	-----	-----	-\$385,237.07	-----
ACCOUNTS PAYABLE					-2,502.28	-----	-----	-----	-2,502.28	-----
SUBTOTAL		86	0212		-0-	-387,739.35			-387,739.35	-0-
PERSONAL SERVICES AND TRAVEL, OFFICE OF POLICY DEVELOPMENT AND RESEARCH, HOUSING AND URBAN DEVELOPMENT										
FUND RESOURCES:										
UNDISBURSED FUNDS	1992	86	0213		131,315.78	-131,315.78	-----	-----	-----	-----
FUND EQUITIES:										
UNOBLIGATED BALANCE					-131,315.78	-----	-----	-----	-131,315.78	-----
SUBTOTAL		86	0213		-0-	-131,315.78			-131,315.78	-0-
PERSONAL SERVICES AND TRAVEL, OFFICE OF FAIR HOUSING AND EQUAL OPPORTUNITY, HOUSING AND URBAN DEVELOPMENT										
FUND RESOURCES:										
UNDISBURSED FUNDS	1992	86	0214		262,131.66	-261,953.26	-\$178.40	-----	-----	-----
FUND EQUITIES:										
UNOBLIGATED BALANCE					-261,953.26	-----	-----	-----	-261,953.26	-----
ACCOUNTS PAYABLE					-178.40	-----	-----	-----	-178.40	-----
SUBTOTAL		86	0214		-0-	-261,953.26	-178.40		-262,131.66	-0-
PERSONAL SERVICES AND TRAVEL, DEPARTMENTAL MANAGEMENT, HOUSING AND URBAN DEVELOPMENT										
FUND RESOURCES:										
UNDISBURSED FUNDS	1992	86	0215		999,729.79	-999,729.79	-----	-----	-----	-----
ACCOUNTS RECEIVABLE					117.00	-----	-----	-----	117.00	-----
FUND EQUITIES:										
UNOBLIGATED BALANCE					-999,846.79	-----	-----	-----	-999,846.79	-----
SUBTOTAL		86	0215		-0-	-999,729.79			-999,729.79	-0-
PERSONAL SERVICES AND TRAVEL, OFFICE OF GENERAL COUNSEL, HOUSING AND URBAN DEVELOPMENT										
FUND RESOURCES:										
UNDISBURSED FUNDS	1992	86	0216		70,386.65	-70,386.65	-----	-----	-----	-----
FUND EQUITIES:										
UNOBLIGATED BALANCE					-70,386.65	-----	-----	-----	-70,386.65	-----
SUBTOTAL		86	0216		-0-	-70,386.65			-70,386.65	-0-
<b>INTRAGOVERNMENTAL FUNDS</b>										
WORKING CAPITAL FUND, DEPARTMENTAL MANAGEMENT, HOUSING AND URBAN DEVELOPMENT										
FUND RESOURCES:										
UNDISBURSED FUNDS	NO YEAR	86	4586		14,835,239.86	-----	-----	-\$11,063,725.39	-----	\$25,898,965.25
ACCOUNTS RECEIVABLE					22,987,737.32	-----	-----	-----	14,317,137.49	8,670,599.83
UNFILLED CUSTOMER ORDERS					7,222,380.00	-----	-----	-----	-29,638,613.11	36,860,993.11
FUND EQUITIES:										
UNOBLIGATED BALANCE					-7,010,939.34	-----	-----	-----	28,938,340.29	-35,949,279.63
ACCOUNTS PAYABLE					-19,163,422.94	-----	-----	-----	2,445,369.10	-21,608,792.04
UNDELIVERED ORDERS					-18,870,994.90	-----	-----	-----	-4,998,508.38	-13,872,486.52
SUBTOTAL		86	4586		-0-			-11,063,725.39	11,063,725.39	-0-
<b>SPECIAL FUND ACCOUNTS</b>										
FEDERAL HOUSING ENTERPRISE OVERSIGHT FUND, HOUSING AND URBAN DEVELOPMENT										
FUND RESOURCES:										
UNDISBURSED FUNDS	NO YEAR	86	5272		2,834,721.99	10,700,000.00	-----	4,836,395.71	-----	8,698,326.28
FUND EQUITIES:										
UNOBLIGATED BALANCE					-873,556.63	-----	-----	-----	4,214,126.13	-5,087,682.76
ACCOUNTS PAYABLE					-2,890.36	-----	-----	-----	334,463.30	-337,353.66
UNDELIVERED ORDERS					-1,958,275.00	-----	-----	-----	1,315,014.86	-3,273,289.86
SUBTOTAL		86	5272		-0-	10,700,000.00		4,836,395.71	5,863,604.29	-0-

**APPROPRIATION, OUTLAYS, AND BALANCES - Continued**

Appropriation or Fund Account		Account Symbol			Balances beginning of fiscal year	Appropriations and other obligational authority <sup>1</sup>	Transfers borrowings and investments (net) <sup>2</sup>	Outlays (net)	Balances withdrawn and other transactions <sup>3</sup>	Balances end or fiscal year <sup>4</sup>
Title	Period of Availability	Dept Reg	Tr Fr	Account No.						
<b>TRUST FUND ACCOUNTS</b>										
GIFTS AND BEQUESTS, DEPARTMENT OF HOUSING AND URBAN DEVELOPMENT FUND RESOURCES										
UNDISBURSED FUNDS	NO YEAR	86		8093	4,404.94	-----	-----	-----	-----	4,404.94
FUND EQUITIES:										
UNOBLIGATED BALANCE					-4,404.94	-----	-----	-----	-----	-4,404.94
	SUBTOTAL	86		8093	-0-	-----	-----	-----	-----	-0-
TOTAL, MANAGEMENT AND ADMINISTRATION					-----	510,868,000.00	-----	495,198,737.00	15,669,263.00	-----
<b>DEDUCTIONS FOR OFFSETTING RECEIPTS</b>										
PROPRIETARY RECEIPTS FROM THE PUBLIC					-----	-1,040,498,000.00	-----	-1,040,498,000.00	-----	-----
OFFSETTING GOVERNMENTAL RECEIPTS					-----	-10,700,000.00	-----	-10,700,000.00	-----	-----
TOTAL					-----	-1,051,198,000.00	-----	-1,051,198,000.00	-----	-----
TOTAL, DEPARTMENT OF HOUSING AND URBAN DEVELOPMENT					-----	25,933,993,624.37	-651,983,357.36	25,845,149,629.35	-563,139,362.34	-----
<b>MEMORANDUM</b>										
<b>FINANCING ACCOUNTS</b>										
<b>PUBLIC ENTERPRISE FUNDS</b>										
FHA-GENERAL AND SPECIAL RISK GUARANTEED LOAN FINANCING ACCOUNT, HOUSING AND URBAN DEVELOPMENT FUND RESOURCES										
UNDISBURSED FUNDS	NO YEAR	86		4077	245,078,220.08	-----	496,867,000.00	521,219,574.01	-----	220,725,646.07
ACCOUNTS RECEIVABLE					45,763,832.83	-----	-----	-----	-15,361,690.97	61,125,523.80
FUND EQUITIES										
UNOBLIGATED BALANCE					-260,692,920.76	-----	-----	-----	11,041,423.85	-271,734,344.61
ACCOUNTS PAYABLE					-30,149,132.15	-----	-----	-----	-22,742,996.55	-7,406,135.60
UNDELIVERED ORDERS					-----	-----	-----	-----	2,710,689.66	-2,710,689.66
	SUBTOTAL	86		4077	-0-	-----	496,867,000.00	521,219,574.01	-24,352,574.01	-0-
INDIAN HOUSING GUARANTEED LOANS, FINANCING ACCOUNT, HOUSING AND URBAN DEVELOPMENT FUND RESOURCES										
UNDISBURSED FUNDS	NO YEAR	86		4104	-----	-----	-----	-----	-----	-----
ACCOUNTS RECEIVABLE					-----	-----	-----	-----	-208,977.00	208,977.00
FUND EQUITIES					-----	-----	-----	-----	-----	-----
UNOBLIGATED BALANCE					-----	-----	-----	-----	208,977.00	-208,977.00
	SUBTOTAL	86		4104	-0-	-----	-----	-----	-----	-0-
GUARANTEES OF MORTGAGE-BACKED SECURITIES FINANCING ACCOUNT, HOUSING AND URBAN DEVELOPMENT FUND RESOURCES										
UNDISBURSED FUNDS	NO YEAR	86		4240	42,473,994.21	-----	-----	-31,170,061.37	-----	73,644,055.58
ACCOUNTS RECEIVABLE					2,214,103.94	-----	-----	-----	-2,120,689.49	4,334,793.43
FUND EQUITIES										
UNOBLIGATED BALANCE					-44,688,098.15	-----	-----	-----	33,290,750.86	-77,978,849.01
	SUBTOTAL	86		4240	-0-	-----	-----	-31,170,061.37	31,170,061.37	-0-

FOOTNOTES AT END OF CHAPTER

**APPROPRIATION, OUTLAYS, AND BALANCES - Continued**

Appropriation or Fund Account		Account Symbol			Balances beginning of fiscal year	Appropriations and other obligational authority <sup>1</sup>	Transfers borrowings and investments (net) <sup>2</sup>	Outlays (net)	Balances withdrawn and other transactions <sup>3</sup>	Balances end or fiscal year <sup>4</sup>
Title	Period of Availability	Dept. Reg	Account No	Sub No						
<b>MEMORANDUM-CONTINUED</b>										
<b>FINANCING ACCOUNTS-CONTINUED</b>										
<b>INTRAGOVERNMENTAL FUNDS</b>										
MUTUAL MORTGAGE INSURANCE GUARANTEED										
LOAN FINANCING ACCOUNT, HOUSING AND URBAN DEVELOPMENT										
FUND RESOURCES										
UNDISBURSED FUNDS	NO YEAR	86	4587		\$696,121,592.48	-----	\$286,038,000.00	-\$85,186,241.48	-----	\$1,067,345,833.96
ACCOUNTS RECEIVABLE					10,202,230.63	-----	-----	-----	-\$87,240,406.74	97,442,637.37
FUND EQUITIES										
UNOBLIGATED BALANCE					-701,561,902.91	-----	-----	-----	426,441,128.49	-1,128,003,031.40
ACCOUNTS PAYABLE					-9,661.50	-----	-----	-----	17,771,807.58	-17,781,469.08
UNDELIVERED ORDERS					-4,752,258.70	-----	-----	-----	14,251,712.15	-19,003,970.85
SUBTOTAL		86	4587		-0-	-----	286,038,000.00	-85,186,241.48	371,224,241.48	-0-
TOTAL FINANCING ACCOUNTS					-----	-----	782,905,000.00	404,863,271.16	378,041,728.84	-----

---

---

**APPROPRIATION, OUTLAYS, AND BALANCES—Continued**

---

---

**FOOTNOTES**

---

- 1 The amounts in this column, unless otherwise footnoted, represent appropriations, increases and rescissions in borrowing authority or new contract authority. Appropriation accounts with appropriation transfer activity are presented in Table 1 (Appropriations and Appropriation Transfers) at the end of the chapter.
- 2 The amounts in this column, unless otherwise footnoted, represent transfers-other than appropriation transfers, borrowings (gross), investments (net), unrealized discounts or agent cashier funds.
- 3 The amounts in this column, unless otherwise footnoted, represent obligated balances canceled for fiscal year 1989 pursuant to 31 U.S.C. 1553, changes in unfilled customer orders, accounts receivable, accounts payable, undelivered orders, unobligated balances and adjustments to borrowing and contract authority.
- 4 Unobligated balances for no-year or unexpired multiple year accounts are available for obligation; unobligated balances for expired fiscal year accounts are not available for obligation.
- 5 Represents appropriation to liquidate.
- 6 Includes \$14,248,627.40 which is covered by investments.
- 7 Includes \$648,850.00 which represents redemption of Government agency securities.
- 8 Includes \$415,956,713.15 which is covered by investments.
- 9 Includes \$100,388,750.00 which represents net redemption of Government agency securities.
- 10 Represents capital transfer to miscellaneous receipts.
- 11 Includes repayments of borrowings from the Federal Bank in lieu of issuance of agency debt for \$54,464,108.84 and borrowing from the U.S. Treasury for \$25,000,000.00.
- 12 Subject to disposition by the administrative agency.
- 13 Includes \$3,176.48 which represents payments for obligations of a closed account.



FOOTNOTES

TABLE 1-APPROPRIATIONS AND APPROPRIATION TRANSFERS-HOUSING AND URBAN DEVELOPMENT

ACCOUNT SYMBOL	NET APPROPRIATIONS AND APPROPRIATION TRANSFERS	APPROPRIATION AMOUNT	NET APPROPRIATION TRANSFERS	ACCOUNTS INVOLVED	AMOUNT FROM OR TO (-)	CITATIONS OF LAW
86X0108	\$1,500,000.00	\$0.00	\$1,500,000.00	11X0033	\$1,500,000.00	108 STAT. 14
8620143	2,112,767.42	0.00	2,112,767.42	8620210	53,837.72	107 STAT. 265
				8620211	207,804.87	107 STAT. 265
				8620212	387,739.35	107 STAT. 265
				8620213	131,315.78	107 STAT. 265
				8620214	261,953.26	107 STAT. 265
				8620215	999,729.79	107 STAT. 265
				8620216	70,386.65	107 STAT. 265
864/60162	4,825,000,000.00	4,900,000,000.00	-75,000,000.00	86X0205	-75,000,000.00	108 STAT. 3
86X0164	7,574,193,509.00	9,241,832,000.00	-1,667,638,491.00	11X0033	5,000,000.00	108 STAT. 14
				86X0194	-68,552,000.00	107 STAT. 1284
				86X4588	-1,604,086,491.00	107 STAT. 1284
867/90164	-3,002,143.89	0.00	-3,002,143.89	86X4015	-3,002,143.89	105 STAT. 150
868/00164	-531,576.51	0.00	-531,576.51	86X4015	-531,576.51	105 STAT. 150
869/10182	-507,068.85	0.00	-507,068.85	86X4015	-507,068.85	105 STAT. 150
8640183	262,810,000.00	0.00	262,810,000.00	8645300	262,810,000.00	107 STAT. 1287
8640186	8,038,000.00	0.00	8,038,000.00	8645301	8,038,000.00	107 STAT. 1288
86X0194	5,270,658,000.00	5,202,106,000.00	68,552,000.00	86X0164	68,552,000.00	107 STAT. 1284
86X0204	123,856,601.46	123,747,000.00	109,601.46	86X0207	-22,470.00	106 STAT. 1588
				86X0208	132,071.46	106 STAT. 1588
86X0205	1,380,000,000.00	1,275,000,000.00	105,000,000.00	11X0033	30,000,000.00	108 STAT. 14
				864/60162	75,000,000.00	108 STAT. 3
86X0207	22,470.00	0.00	22,470.00	86X0204	22,470.00	106 STAT. 1588
86X0208	-132,071.46	0.00	-132,071.46	86X0204	-132,071.46	106 STAT. 1588
8620210	-53,837.72	0.00	-53,837.72	8620143	-53,837.72	107 STAT. 265
8620211	-207,804.87	0.00	-207,804.87	8620143	-207,804.87	107 STAT. 265
8620212	-387,739.35	0.00	-387,739.35	8620143	-387,739.35	107 STAT. 265
8620213	-131,315.78	0.00	-131,315.78	8620143	-131,315.78	107 STAT. 265
8620214	-261,953.26	0.00	-261,953.26	8620143	-261,953.26	107 STAT. 265
8620215	-999,729.79	0.00	-999,729.79	8620143	-999,729.79	107 STAT. 265
8620216	-70,386.65	0.00	-70,386.65	8620143	-70,386.65	107 STAT. 265
86X4015	4,040,789.25	0.00	4,040,789.25	867/90164	3,002,143.89	105 STAT. 150
				868/00164	531,576.51	105 STAT. 150
				869/10182	507,068.85	105 STAT. 150
86X4588	1,604,086,491.00	0.00	1,604,086,491.00	86X0164	1,604,086,491.00	107 STAT. 1284
8645300	0.00	262,810,000.00	-262,810,000.00	8640183	-262,810,000.00	107 STAT. 1287
8645301	0.00	8,038,000.00	-8,038,000.00	8640186	-8,038,000.00	107 STAT. 1288
TOTALS	\$21,050,033,000.00	\$21,013,533,000.00	\$36,500,000.00		\$36,500,000.00	

THIS PAGE  
LEFT BLANK  
INTENTIONALLY

APPROPRIATION, OUTLAYS, AND BALANCES - Continued

Appropriation or Fund Account		Account Symbol			Balances beginning of fiscal year	Appropriations and other obligatory authority <sup>1</sup>	Transfers borrowings and investments (net) <sup>2</sup>	Outlays (net)	Balances withdrawn and other transactions <sup>3</sup>	Balances end or fiscal year <sup>4</sup>
Title	Period of Availability	Dept. No.	Tr. Fm. No.	Account No.						
<b>DEPARTMENT OF THE INTERIOR</b>										
<b>LAND AND MINERALS MANAGEMENT</b>										
<b>BUREAU OF LAND MANAGEMENT</b>										
<b>GENERAL FUND ACCOUNTS</b>										
MANAGEMENT OF LANDS AND RESOURCES, BUREAU OF LAND MANAGEMENT FUND RESOURCES										
UNDISBURSED FUNDS	1994-95	14		1109		\$200,000.00		\$2,975.26		\$197,024.74
	1994					528,980,000.00		473,537,979.99		55,442,020.01
	1993					\$50,305,263.52		37,865,267.05		12,439,996.47
	1992					13,612,021.69		3,791,046.30		9,820,975.39
	1991					7,431,175.85		1,156,310.56		6,274,865.29
	1990					5,230,717.65		1,161,451.59		4,069,266.06
	1989					2,576,285.64		33,285.83	\$2,542,999.81	
	NO YEAR					29,209,764.26	70,880,000.00	37,359,752.35		62,730,011.91
ACCOUNTS RECEIVABLE						8,712,621.44			-3,865,223.00	12,577,844.44
UNFILLED CUSTOMER ORDERS									-5,255,896.34	5,255,896.34
FUND EQUITIES:										
UNOBLIGATED BALANCE						-20,548,327.26			9,664,117.34	-30,212,444.60
ACCOUNTS PAYABLE						-22,481,441.11			7,845,790.11	-30,327,231.22
UNDELIVERED ORDERS						-74,048,081.68			34,220,143.15	-108,268,224.83
	SUBTOTAL	14		1109		-0-	600,060,000.00	554,908,068.93	45,151,931.07	-0-
CONSTRUCTION AND ACCESS, BUREAU OF LAND MANAGEMENT FUND RESOURCES										
UNDISBURSED FUNDS	NO YEAR	14		1110		23,568,520.37	10,467,000.00			20,347,443.56
TRANSFER TO:										
TRANSPORTATION, FEDERAL HIGHWAY ADMINISTRATION	NO YEAR	69	14	1110	5	3,644.93				3,644.93
FUND EQUITIES:										
UNOBLIGATED BALANCE						-14,937,685.18			-674,824.12	-14,262,861.06
ACCOUNTS PAYABLE						-185,542.58			345,127.03	-530,669.61
UNDELIVERED ORDERS						-8,448,937.54			-2,891,379.72	-5,557,557.82
	SUBTOTAL	14		1110		-0-	10,467,000.00	13,688,076.81	-3,221,076.81	-0-
PAYMENTS IN LIEU OF TAXES, BUREAU OF LAND MANAGEMENT FUND RESOURCES										
UNDISBURSED FUNDS	1994	14		1114			104,108,000.00			4,287,741.48
	1993					691,908.38		368,547.56		323,360.82
	1992					3,855,795.79		26,319.15		3,829,476.64
	1991					3,260,525.04		27,113.00		3,233,412.04
	1990					2,068,650.87				2,068,650.87
ACCOUNTS RECEIVABLE									-28,200.00	28,200.00
FUND EQUITIES:										
UNOBLIGATED BALANCE						-9,455,844.71			4,240,172.55	-13,696,017.26
ACCOUNTS PAYABLE						-232,359.52			-222,343.16	-10,016.36
UNDELIVERED ORDERS						-188,675.85			-123,867.62	-64,808.23
	SUBTOTAL	14		1114		-0-	104,108,000.00	100,242,238.23	3,865,761.77	-0-
OREGON AND CALIFORNIA GRANT LANDS, BUREAU OF LAND MANAGEMENT FUND RESOURCES										
UNDISBURSED FUNDS	1994-95	14		1116			4,800,000.00			4,488,849.19
	NO YEAR					22,944,534.90	83,052,000.00	84,753,318.35		20,743,216.55
TRANSFER TO:										
TRANSPORTATION, FEDERAL HIGHWAY ADMINISTRATION	NO YEAR	69	14	1116	5	51,758.89		500,000.00		476,250.51
ACCOUNTS RECEIVABLE						49,814.74			-7,037.50	56,852.24
FUND EQUITIES:										
UNOBLIGATED BALANCE						-4,328,315.09			2,017,663.86	-6,345,978.95
ACCOUNTS PAYABLE						-4,492,000.28			-149,297.35	-4,342,702.93
UNDELIVERED ORDERS						-14,225,793.16			850,693.45	-15,076,486.61
	SUBTOTAL	14		1116		-0-	87,852,000.00	85,139,977.54	2,712,022.46	-0-
SPECIAL ACQUISITION OF LANDS AND MINERALS, BUREAU OF LAND MANAGEMENT FUND RESOURCES										
UNDISBURSED FUNDS	NO YEAR	14		1117		-7,913,274.89				-7,913,274.89
FUND EQUITIES:										
UNOBLIGATED BALANCE						7,913,274.89				7,913,274.89
	SUBTOTAL	14		1117		-0-				-0-

**APPROPRIATION, OUTLAYS, AND BALANCES - Continued**

Appropriation or Fund Account Title	Period of Availability	Account Symbol				Balances beginning of fiscal year	Appropriations and other obligational authority <sup>1</sup>	Transfers borrowings and investments (net) <sup>2</sup>	Outlays (net)	Balances withdrawn and other transactions <sup>3</sup>	Balances end or fiscal year <sup>4</sup>
		Reg	Dept Tr Fm	Account No	Sub No						
COOK INLET REGION, INCORPORATED PROPERTY ACCOUNT, BUREAU OF LAND MANAGEMENT FUND RESOURCES:											
UNDISBURSED FUNDS	NO YEAR	14		1118	16,419,146.28	-2,387,774.80	-----	12,860,000.00	-----	1,171,371.48	
FUND EQUITIES											
UNOBLIGATED BALANCE					-14,319,146.28	-----	-----	-----	-13,147,774.80	-1,171,371.48	
ACCOUNTS PAYABLE					-2,100,000.00	-----	-----	-----	-2,100,000.00	-----	
	SUBTOTAL	14		1118	-0-	-2,387,774.80	-----	12,860,000.00	-15,247,774.80	-0-	
FIRE PROTECTION, BUREAU OF LAND MANAGEMENT FUND RESOURCES:											
UNDISBURSED FUNDS	NO YEAR	14		1119	10,247,068.21	117,143,000.00	-53,151,000.00	55,668,116.87	-----	18,570,951.34	
TRANSFER TO											
BUREAU OF INDIAN AFFAIRS	NO YEAR	14		1119	16,816,367.76	-----	24,615,000.00	25,086,023.15	-----	16,345,344.61	
OFFICE OF THE SECRETARY	NO YEAR	14	14	1119	-----	-----	174,000.00	142,985.88	-----	31,014.12	
NATIONAL PARK SERVICE	1990-91	14	14	1119	24,986.46	-----	-----	-----	-----	24,986.46	
	NO YEAR				8,418,123.94	-----	14,402,000.00	14,841,339.12	-----	7,978,784.82	
UNITED STATES FISH AND WILDLIFE SERVICE	NO YEAR	14	14	1119	6,890,722.04	-----	13,960,000.00	13,659,592.73	-----	7,191,129.31	
BUREAU OF INDIAN AFFAIRS	1990-91	14	14	1119	910,020.20	-----	-----	-----	-----	910,020.20	
ACCOUNTS RECEIVABLE					41,132,409.86	-----	-----	-----	38,305,638.81	2,826,771.05	
UNFILLED CUSTOMER ORDERS					974.19	-----	-----	-----	-361,875.16	362,849.35	
FUND EQUITIES											
UNOBLIGATED BALANCE					-16,745,294.90	-----	-----	-----	1,869,388.50	-18,614,683.40	
ACCOUNTS PAYABLE					-40,911,633.55	-----	-----	-----	-32,471,539.97	-8,440,093.58	
UNDELIVERED ORDERS					-26,783,744.21	-----	-----	-----	403,330.07	-27,187,074.28	
	SUBTOTAL	14		1119	-0-	117,143,000.00	-----	109,398,057.75	7,744,942.25	-0-	
EMERGENCY FIREFIGHTING FUND, BUREAU OF LAND MANAGEMENT FUND RESOURCES:											
UNDISBURSED FUNDS	NO YEAR	14		1120	59,063,007.46	116,674,000.00	-59,689,960.59	86,843,456.38	-----	29,203,590.49	
TRANSFER TO											
NATIONAL PARK SERVICE	NO YEAR	14	14	1120	11,528,593.07	-----	6,801,564.86	13,445,755.86	-----	4,884,402.07	
UNITED STATES FISH AND WILDLIFE SERVICE	NO YEAR	14	14	1120	2,362,675.17	-----	2,605,634.73	3,198,097.99	-----	1,770,211.91	
BUREAU OF INDIAN AFFAIRS	NO YEAR	14	14	1120	9,164,044.39	-----	50,282,761.00	35,406,809.11	-----	24,039,996.28	
ACCOUNTS RECEIVABLE					29,756,233.40	-----	-----	-----	22,030,664.68	7,725,568.72	
FUND EQUITIES											
UNOBLIGATED BALANCE					-58,805,567.38	-----	-----	-----	-49,252,417.56	-9,553,149.82	
ACCOUNTS PAYABLE					-43,746,963.24	-----	-----	-----	-11,133,342.14	-32,613,621.10	
UNDELIVERED ORDERS					-9,322,022.87	-----	-----	-----	16,134,975.68	-25,456,998.55	
	SUBTOTAL	14		1120	-0-	116,674,000.00	-----	138,894,119.34	-22,220,119.34	-0-	
FOREST ECOSYSTEMS HEALTH AND RECOVERY, BUREAU OF LAND MANAGEMENT FUND RESOURCES:											
UNDISBURSED FUNDS	NO YEAR	14		1165	388,051.08	-----	-----	388,051.08	-----	-----	
FUND EQUITIES											
UNOBLIGATED BALANCE					-324,079.25	-----	-----	-----	-324,079.25	-----	
ACCOUNTS PAYABLE					-51,332.25	-----	-----	-----	-51,332.25	-----	
UNDELIVERED ORDERS					-12,639.58	-----	-----	-----	-12,639.58	-----	
	SUBTOTAL	14		1165	-0-	-----	-----	388,051.08	-388,051.08	-0-	
<b>SPECIAL FUND ACCOUNTS</b>											
RANGE IMPROVEMENTS, BUREAU OF LAND MANAGEMENT FUND RESOURCES:											
UNDISBURSED FUNDS	NO YEAR	14		5132	5,313,758.86	10,025,000.00	-----	10,782,558.89	-----	4,556,199.97	
FUND EQUITIES											
UNOBLIGATED BALANCE					-1,834,159.57	-----	-----	-----	-214,392.45	-1,619,767.12	
ACCOUNTS PAYABLE					-763,605.97	-----	-----	-----	335,843.22	-1,099,449.19	
UNDELIVERED ORDERS					-2,715,993.32	-----	-----	-----	-879,009.66	-1,836,983.66	
	SUBTOTAL	14		5132	-0-	10,025,000.00	-----	10,782,558.89	-757,558.89	-0-	
SERVICE CHARGES, DEPOSITS, AND FORFEITURES, BUREAU OF LAND MANAGEMENT FUND RESOURCES:											
UNDISBURSED FUNDS	NO YEAR	14		5017	9,098,086.93	9,689,025.53	-----	10,701,528.80	-----	8,085,583.66	
FUND EQUITIES											
UNOBLIGATED BALANCE					-5,508,233.41	-----	-----	-----	202,743.53	-5,710,976.94	
ACCOUNTS PAYABLE					-1,842,432.79	-----	-----	-----	-634,043.50	-1,208,389.29	
UNDELIVERED ORDERS					-1,747,420.73	-----	-----	-----	-581,203.30	-1,166,217.43	
	SUBTOTAL	14		5017	-0-	9,689,025.53	-----	10,701,528.80	-1,012,503.27	-0-	

FOOTNOTES AT END OF CHAPTER

APPROPRIATION, OUTLAYS, AND BALANCES - Continued

Appropriation or Fund Account		Account Symbol			Balances beginning of fiscal year	Appropriations and other obligational authority <sup>1</sup>	Transfers borrowings and investments (net) <sup>2</sup>	Outlays (net)	Balances withdrawn and other transactions <sup>3</sup>	Balances end or fiscal year <sup>4</sup>	
Title	Period of Availability	Dept Reg	Tr Fm	Account No							Sub No
<b>LAND AND MINERALS MANAGEMENT-CONTINUED</b>											
<b>BUREAU OF LAND MANAGEMENT-CONTINUED</b>											
<b>SPECIAL FUND ACCOUNTS-CONTINUED</b>											
EXPENSES, ROAD MAINTENANCE DEPOSITS, BUREAU OF LAND MANAGEMENT FUND RESOURCES											
UNDISBURSED FUNDS	NO YEAR	14		5018		\$3,027,861.41	\$1,689,095.82	-----	\$2,278,350.11	-----	\$2,438,607.12
TRANSFER TO TRANSPORTATION, FEDERAL HIGHWAY ADMINISTRATION	NO YEAR	69	14	5018	5	57,099.10	-----	-----	-----	-----	57,099.10
ACCOUNTS RECEIVABLE						1,988.05	-----	-----	-----	-----	1,988.05
FUND EQUITIES											
UNOBLIGATED BALANCE						-2,880,911.44	-----	-----	-\$665,977.79	-----	-2,214,933.65
ACCOUNTS PAYABLE						-156,881.79	-----	-----	-99,791.77	-----	-57,090.02
UNDELIVERED ORDERS						-49,155.33	-----	-----	176,515.27	-----	-225,670.60
	SUBTOTAL	14		5018		-0-	1,689,095.82	-----	2,278,350.11	-\$589,254.29	-0-
PAYMENTS TO STATES FROM GRAZING RECEIPTS, ETC., PUBLIC LANDS OUTSIDE GRAZING DISTRICTS, BUREAU OF LAND MANAGEMENT FUND RESOURCES											
UNDISBURSED FUNDS	NO YEAR	14		5016		1,236,797.99	1,318,757.11	-----	1,263,704.14	-----	1,291,850.96
ACCOUNTS RECEIVABLE						90,953.30	-----	-----	48,650.14	-----	42,303.16
FUND EQUITIES											
UNOBLIGATED BALANCE						-67.24	-----	-----	-----	-----	-67.24
ACCOUNTS PAYABLE						-1,327,684.05	-----	-----	6,402.83	-----	-1,334,086.88
	SUBTOTAL	14		5016		-0-	1,318,757.11	-----	1,263,704.14	55,052.97	-0-
PAYMENTS TO STATES FROM GRAZING RECEIPTS, ETC., PUBLIC LANDS WITHIN GRAZING DISTRICTS, BUREAU OF LAND MANAGEMENT FUND RESOURCES											
UNDISBURSED FUNDS	NO YEAR	14		5032		1,696,368.78	1,917,397.39	-----	1,769,714.90	-----	1,844,051.27
ACCOUNTS RECEIVABLE						53,064.54	-----	-----	-20,268.92	-----	73,333.46
FUND EQUITIES											
UNOBLIGATED BALANCE						-1,749,433.32	-----	-----	167,951.41	-----	-1,917,384.73
ACCOUNTS PAYABLE						-0-	-----	-----	147,682.49	-----	-0-
	SUBTOTAL	14		5032		-0-	1,917,397.39	-----	1,769,714.90	147,682.49	-0-
LAND ACQUISITION, BUREAU OF LAND MANAGEMENT FUND RESOURCES											
UNDISBURSED FUNDS	NO YEAR	14		5033		26,322,004.90	12,122,000.00	-----	20,435,116.58	-----	18,008,888.32
FUND EQUITIES											
UNOBLIGATED BALANCE						-22,668,881.88	-----	-----	-6,379,555.34	-----	-16,289,326.54
ACCOUNTS PAYABLE						-281,603.57	-----	-----	392,371.25	-----	-673,974.82
UNDELIVERED ORDERS						-3,371,519.45	-----	-----	-2,325,932.49	-----	-1,045,586.96
	SUBTOTAL	14		5033		-0-	12,122,000.00	-----	20,435,116.58	-8,313,116.58	-0-
PAYMENTS TO STATES, (PROCEEDS OF SALES), BUREAU OF LAND MANAGEMENT FUND RESOURCES											
UNDISBURSED FUNDS	NO YEAR	14		5133		878,759.33	779,399.49	-----	1,064,380.12	-----	593,778.70
ACCOUNTS RECEIVABLE						186,436.91	-----	-----	126,578.70	-----	59,858.21
FUND EQUITIES											
UNOBLIGATED BALANCE						-2.59	-----	-----	78.88	-----	-81.47
ACCOUNTS PAYABLE						-1,065,193.65	-----	-----	-411,638.21	-----	-653,555.44
	SUBTOTAL	14		5133		-0-	779,399.49	-----	1,064,380.12	-284,980.63	-0-
PAYMENT TO OKLAHOMA (ROYALTIES), BUREAU OF LAND MANAGEMENT FUND RESOURCES											
UNDISBURSED FUNDS	NO YEAR	14		5134		-----	5,898.88	-----	5,898.88	-----	-----
ACCOUNTS RECEIVABLE						5,898.88	-----	-----	5,898.88	-----	-----
FUND EQUITIES											
UNOBLIGATED BALANCE						-5,898.88	-----	-----	-----	-----	-----
ACCOUNTS PAYABLE						-0-	-----	-----	-5,898.88	-----	-0-
	SUBTOTAL	14		5134		-----	5,898.88	-----	5,898.88	-----	-0-
PAYMENTS TO STATES FROM GRAZING RECEIPTS, ETC., PUBLIC LANDS WITHIN GRAZING DISTRICTS, MISCELLANEOUS, BUREAU OF LAND MANAGEMENT FUND RESOURCES											
UNDISBURSED FUNDS	NO YEAR	14		5044		10,283.52	9,726.13	-----	14,654.58	-----	5,355.07
ACCOUNTS RECEIVABLE						4,371.06	-----	-----	-----	-----	3,879.50

**APPROPRIATION, OUTLAYS, AND BALANCES - Continued**

Appropriation or Fund Account		Account Symbol			Balances beginning of fiscal year	Appropriations and other obligational authority <sup>1</sup>	Transfers borrowings and investments (net) <sup>2</sup>	Outlays (net)	Balances withdrawn and other transactions <sup>3</sup>	Balances end or fiscal year <sup>4</sup>
Title	Period of Availability	Dept Reg	Tr Fm	Account No.						
FUND EQUITIES										
ACCOUNTS PAYABLE					-14,654.58				-5,420.01	-9,234.57
	SUBTOTAL	14		5044	-0-	9,726.13		14,654.58	-4,928.45	-0-
PAYMENTS TO ALASKA FROM OIL AND GAS LEASES, NATIONAL PETROLEUM RESERVE, BUREAU OF LAND MANAGEMENT										
FUND RESOURCES										
UNDISBURSED FUNDS	NO YEAR	14		5045		21,537.19		25,538.35		6-4,001.16
ACCOUNTS RECEIVABLE					25,538.35				21,537.19	4,001.16
FUND EQUITIES										
ACCOUNTS PAYABLE					-25,538.35				-25,538.35	
	SUBTOTAL	14		5045	-0-	21,537.19		25,538.35	-4,001.16	-0-
OPERATION AND MAINTENANCE OF QUARTERS, INTERIOR, BUREAU OF LAND MANAGEMENT										
FUND RESOURCES										
UNDISBURSED FUNDS	NO YEAR	14		5048	437,750.13	243,405.51		220,743.27		460,412.37
FUND EQUITIES										
UNOBLIGATED BALANCE					-384,978.15				-150.26	-384,827.89
ACCOUNTS PAYABLE					-17,931.23				-4,464.82	-13,466.41
UNDELIVERED ORDERS					-34,840.75				27,277.32	-62,118.07
	SUBTOTAL	14		5048	-0-	243,405.51		220,743.27	22,662.24	-0-
FEE COLLECTION SUPPORT, PUBLIC LANDS, BUREAU OF LAND MANAGEMENT										
FUND RESOURCES										
UNDISBURSED FUNDS	NO YEAR	14		5056		254,809.46		64,556.74		190,252.72
ACCOUNTS RECEIVABLE									-10,774.91	10,774.91
FUND EQUITIES										
ACCOUNTS PAYABLE									170,266.70	-170,266.70
UNDELIVERED ORDERS									30,760.93	-30,760.93
	SUBTOTAL	14		5056	-0-	254,809.46		64,556.74	190,252.72	-0-
PAYMENTS TO STATES AND COUNTY FROM CLARK COUNTY, NEVADA LAND SALES, BUREAU OF LAND MANAGEMENT										
FUND RESOURCES										
UNDISBURSED FUNDS	NO YEAR	14		5129		288,405.12		288,405.12		
ACCOUNTS RECEIVABLE					344,434.32				344,434.32	
FUND EQUITIES										
ACCOUNTS PAYABLE					-344,434.32				-344,434.32	
	SUBTOTAL	14		5129	-0-	288,405.12		288,405.12		-0-
FOREST ECOSYSTEMS HEALTH AND RECOVERY, BUREAU OF LAND MANAGEMENT										
FUND RESOURCES										
UNDISBURSED FUNDS	NO YEAR	14		5165	5,627,620.91	2,743,311.99		1,117,483.86		7,253,449.04
FUND EQUITIES										
UNOBLIGATED BALANCE					-5,627,620.91				1,387,078.32	-7,014,699.23
ACCOUNTS PAYABLE									88,668.42	-88,668.42
UNDELIVERED ORDERS									150,081.39	-150,081.39
	SUBTOTAL	14		5165	-0-	2,743,311.99		1,117,483.86	1,625,828.13	-0-
PAYMENT FROM PROCEEDS, SALE OF WATER, MINERAL LEASING ACT OF 1920, SEC 40(D), BUREAU OF LAND MANAGEMENT										
FUND RESOURCES										
UNDISBURSED FUNDS	NO YEAR	14		5662	49,461.81					49,461.81
FUND EQUITIES										
UNOBLIGATED BALANCE					-49,461.81					-49,461.81
	SUBTOTAL	14		5662	-0-					-0-
PAYMENTS TO COUNTIES, OREGON AND CALIFORNIA GRANT LANDS, BUREAU OF LAND MANAGEMENT										
FUND RESOURCES										
UNDISBURSED FUNDS	NO YEAR	14		5884		19,055,796.79		19,055,796.79		
ACCOUNTS RECEIVABLE					19,055,796.79				-59,530,663.76	78,586,460.55
FUND EQUITIES										
ACCOUNTS PAYABLE					-19,055,796.79				59,530,663.76	-78,586,460.55
	SUBTOTAL	14		5884	-0-	19,055,796.79		19,055,796.79		-0-
PAYMENTS TO COUNTIES, NATIONAL GRASSLANDS, BUREAU OF LAND MANAGEMENT										
FUND RESOURCES										
UNDISBURSED FUNDS	NO YEAR	14		5896	5,492.61	537,311.25		481,428.14		50,390.50
ACCOUNTS RECEIVABLE					540,525.60				167,166.67	373,358.93
FUND EQUITIES										
UNOBLIGATED BALANCE					-50,565.22				35.28	-50,600.50
ACCOUNTS PAYABLE					-484,467.77				-111,318.84	-373,148.93
	SUBTOTAL	14		5896	-0-	537,311.25		481,428.14	55,883.11	-0-

FOOTNOTES AT END OF CHAPTER

**APPROPRIATION, OUTLAYS, AND BALANCES - Continued**

Appropriation or Fund Account Title	Period of Availability	Account Symbol		Balances beginning of fiscal year	Appropriations and other obligational authority <sup>1</sup>	Transfers borrowings and investments (net) <sup>2</sup>	Outlays (net)	Balances withdrawn and other transactions <sup>3</sup>	Balances end or fiscal year <sup>4</sup>
		Dep't Reg	Account No						
<b>LAND AND MINERALS MANAGEMENT-CONTINUED</b>									
<b>BUREAU OF LAND MANAGEMENT-CONTINUED</b>									
<b>SPECIAL FUND ACCOUNTS-CONTINUED</b>									
PAYMENTS TO COOS AND DOUGLAS COUNTIES, OREGON, FROM RECEIPTS, COOS BAY WAGON ROAD GRANT LANDS, BUREAU OF LAND MANAGEMENT FUND RESOURCES UNDISBURSED FUNDS	NO YEAR	14	5898	-----	\$624,857.94	-----	\$624,857.94	-----	-----
<b>INTRAGOVERNMENTAL FUNDS</b>									
WORKING CAPITAL FUND, BUREAU OF LAND MANAGEMENT FUND RESOURCES UNDISBURSED FUNDS	NO YEAR	14	4525	\$17,594,982.45	-----	-\$50,855.63	-1,471,882.92	-----	\$19,016,009.74
FUNDS HELD OUTSIDE THE TREASURY				472,917.89	-----	50,855.63	-----	-----	523,773.52
ACCOUNTS RECEIVABLE				749,559.72	-----	-----	-----	-\$26,349.82	775,909.54
FUND EQUITIES				-----	-----	-----	-----	-----	-----
UNOBLIGATED BALANCE				-12,096,474.36	-----	-----	-----	1,214,246.32	-13,310,720.68
ACCOUNTS PAYABLE				-591,353.61	-----	-----	-----	717,708.53	-1,309,062.14
UNDELIVERED ORDERS				-6,129,632.09	-----	-----	-----	-433,722.11	-5,695,909.98
	SUBTOTAL	14	4525	-0-	-----	-----	-1,471,882.92	1,471,882.92	-0-
<b>TRUST FUND ACCOUNTS</b>									
LAND AND RESOURCES MANAGEMENT TRUST FUND, BUREAU OF LAND MANAGEMENT FUND RESOURCES UNDISBURSED FUNDS	NO YEAR	14	8069	7,467,995.87	9,295,345.16	-----	7,408,787.23	-----	9,354,553.80
ACCOUNTS RECEIVABLE				2,693.63	-----	-----	-----	2,693.63	-----
FUND EQUITIES				-----	-----	-----	-----	-----	-----
UNOBLIGATED BALANCE				-6,078,343.72	-----	-----	-----	1,253,446.96	-7,331,790.68
ACCOUNTS PAYABLE				-338,127.88	-----	-----	-----	-40,001.79	-298,126.09
UNDELIVERED ORDERS				-1,054,217.90	-----	-----	-----	670,419.13	-1,724,637.03
	SUBTOTAL	14	8069	-0-	9,295,345.16	-----	7,408,787.23	1,886,557.93	-0-
TRUSTEE FUNDS, ALASKA TOWNSITES, BUREAU OF LAND MANAGEMENT FUND RESOURCES UNDISBURSED FUNDS	NO YEAR	14	8565	26,694.46	1,851.00	-----	5,593.49	-----	22,951.97
FUND EQUITIES				-----	-----	-----	-----	-----	-----
UNOBLIGATED BALANCE				-26,622.46	-----	-----	-----	-3,670.49	-22,951.97
ACCOUNTS PAYABLE				-72.00	-----	-----	-----	-72.00	-----
	SUBTOTAL	14	8565	-0-	1,851.00	-----	5,593.49	-3,742.49	-0-
TOTAL, BUREAU OF LAND MANAGEMENT				-----	1,104,539,156.96	-----	1,091,655,804.69	12,883,352.27	-----
<b>MINERALS MANAGEMENT SERVICE</b>									
<b>GENERAL FUND ACCOUNTS</b>									
LEASING AND ROYALTY MANAGEMENT, MINERALS MANAGEMENT SERVICE FUND RESOURCES: UNDISBURSED FUNDS	1994-95	14	1917	-----	1,500,000.00	-----	5,556.00	-----	1,494,444.00
	1994			-----	191,697,000.00	-49,000.00	157,131,831.36	-----	34,516,168.64
	1993-94			1,487,250.00	-----	-----	816,057.88	-----	671,192.12
	1989-94			1,000.00	-----	-----	7.00	-----	993.00
	1993			41,944,663.70	-----	49,000.00	29,738,502.66	-----	12,255,161.04
	1992-93			1,122,188.67	-----	-----	894,903.37	-----	227,285.30
	1992			13,137,113.44	-----	-----	7,540,949.99	-----	5,596,163.45
	1991			10,919,397.52	-----	-----	4,273,483.48	-----	6,645,914.04
	1990			2,374,656.52	-----	-----	258,642.86	-----	2,116,013.66
	1989			2,298,258.85	-----	-----	416,763.17	1,881,495.68	-----
	NO YEAR			1,090,598.94	500,000.00	-----	-4,416,213.84	-----	6,006,812.78
FUNDS HELD OUTSIDE THE TREASURY				-----	-----	49,000.00	-----	-----	49,000.00
	1993			49,000.00	-----	-49,000.00	-----	-----	-----
ACCOUNTS RECEIVABLE				438,845.69	-----	-----	-----	197,681.34	241,164.35
UNFILLED CUSTOMER ORDERS				2,452,135.63	-----	-----	-----	790,387.56	1,661,748.07

**APPROPRIATION, OUTLAYS, AND BALANCES - Continued**

Appropriation or Fund Account		Account Symbol				Balances beginning of fiscal year	Appropriations and other obligational authority <sup>1</sup>	Transfers borrowings and investments (net) <sup>2</sup>	Outlays (net)	Balances withdrawn and other transactions <sup>3</sup>	Balances end or fiscal year <sup>4</sup>
Title	Period of Availability	Dept Reg	Tr Fr	Account No.	Sub No.						
<b>FUND EQUITIES:</b>											
UNOBLIGATED BALANCE						-5,205,575.22	-----	-----	-----	5,429,966.88	-10,635,542.10
ACCOUNTS PAYABLE						-11,841,470.38	-----	-----	-----	-544,265.71	-11,297,204.67
UNDELIVERED ORDERS						-60,268,063.36	-----	-----	-----	-10,718,749.68	-49,549,313.68
<b>SPECIAL FUND ACCOUNTS</b>	NO YEAR	14		1917		-0-	193,697,000.00	-----	196,660,483.93	-2,963,483.93	-0-
<b>PAYMENTS TO STATES FROM RECEIPTS UNDER MINERAL LEASING, PUBLIC AND ACQUIRED MILITARY LANDS, MINERALS MANAGEMENT SERVICE</b>											
<b>FUND RESOURCES:</b>											
UNDISBURSED FUNDS	NO YEAR	14		5003		9,103.72	519,635,992.51	-----	519,640,629.35	-----	4,466.88
<b>FUND EQUITIES:</b>											
UNOBLIGATED BALANCE						-9,103.72	-----	-----	-----	-9,103.72	-----
ACCOUNTS PAYABLE						-----	-----	-----	-----	4,466.88	-4,466.88
	NO YEAR	14		5003		-0-	519,635,992.51	-----	519,640,629.35	-4,636.84	-0-
<b>PAYMENTS TO STATES, NATIONAL FOREST FUND, MINERALS MANAGEMENT SERVICE</b>											
<b>FUND RESOURCES:</b>											
UNDISBURSED FUNDS	NO YEAR	14		5243		-----	2,227,782.75	-----	2,227,782.75	-----	-----
<b>PAYMENTS TO STATES, FLOOD CONTROL ACT, MINERALS MANAGEMENT SERVICE</b>											
<b>FUND RESOURCES:</b>											
UNDISBURSED FUNDS	NO YEAR	14		5248		-----	1,228,618.56	-----	1,228,618.56	-----	-----
<b>TRUST FUND ACCOUNTS</b>											
<b>OIL SPILL RESEARCH, MINERALS MANAGEMENT SERVICE</b>											
<b>FUND RESOURCES:</b>											
UNDISBURSED FUNDS	NO YEAR	14		8370		1,370,364.73	5,331,000.00	-----	4,398,975.41	-----	2,302,389.32
ACCOUNTS RECEIVABLE						771,501.76	-----	-----	-----	766,461.59	5,040.17
UNFILLED CUSTOMER ORDERS						208,231.41	-----	-----	-----	86,741.41	121,490.00
<b>FUND EQUITIES:</b>											
UNOBLIGATED BALANCE						-166,918.38	-----	-----	-----	42,963.73	-209,882.11
ACCOUNTS PAYABLE						-793,676.74	-----	-----	-----	-610,747.54	-182,929.20
UNDELIVERED ORDERS						-1,389,502.78	-----	-----	-----	646,605.40	-2,036,108.18
	NO YEAR	14		8370		-0-	5,331,000.00	-----	4,398,975.41	932,024.59	-0-
<b>TOTAL, MINERALS MANAGEMENT SERVICE</b>						-----	722,120,393.82	-----	724,156,490.00	-2,036,096.18	-----
<b>OFFICE OF SURFACE MINING RECLAMATION AND ENFORCEMENT</b>											
<b>GENERAL FUND ACCOUNTS</b>											
<b>REGULATION AND TECHNOLOGY, OFFICE OF SURFACE MINING RECLAMATION AND ENFORCEMENT</b>											
<b>FUND RESOURCES:</b>											
UNDISBURSED FUNDS	1994	14		1801		-----	110,552,000.00	-----	80,159,311.64	-----	30,392,688.36
	1993					31,413,265.97	-----	33,200.00	24,949,578.00	-----	6,496,887.97
	1992					5,313,449.95	-----	-----	381,000.07	-----	4,932,449.88
	1991					3,416,828.40	-----	-----	269,220.76	-----	3,147,607.64
	1990					2,107,128.06	-----	-----	4,938.10	-----	2,102,189.96
	1989					4,432,350.63	-----	-----	-11,387.20	4,443,737.83	-----
	NO YEAR					1,152,020.45	-----	-----	-27,270.32	-----	1,179,290.77
<b>FUNDS HELD OUTSIDE THE TREASURY</b>											
ACCOUNTS RECEIVABLE						33,200.00	-----	-33,200.00	-----	-----	-----
UNFILLED CUSTOMER ORDERS						77,779.74	-----	-----	-----	9,608.56	68,171.18
<b>FUND EQUITIES:</b>											
UNOBLIGATED BALANCE						-13,255,586.21	-----	-----	-----	-854,476.83	-12,401,109.38
ACCOUNTS PAYABLE						-3,084,834.69	-----	-----	-----	867,082.11	-3,951,916.80
UNDELIVERED ORDERS						-31,721,098.98	-----	-----	-----	736,151.60	-32,457,250.58
	NO YEAR	14		1801		-0-	110,552,000.00	-----	105,725,391.05	4,826,608.95	-0-

FOOTNOTES AT END OF CHAPTER



APPROPRIATION, OUTLAYS, AND BALANCES - Continued

Appropriation or Fund Account		Account Symbol			Balances beginning of fiscal year	Appropriations and other obligational authority <sup>1</sup>	Transfers borrowings and investments (net) <sup>2</sup>	Outlays (net)	Balances withdrawn and other transactions <sup>3</sup>	Balances end of fiscal year <sup>4</sup>
Title	Period of Availability	Dept Reg	Tr Fm	Account No						
<b>LAND AND MINERALS MANAGEMENT-CONTINUED</b>										
<b>OFFICE OF SURFACE MINING RECLAMATION AND ENFORCEMENT-CONTINUED</b>										
<b>GENERAL FUND ACCOUNTS-CONTINUED</b>										
ABANDONED MINE RECLAMATION, OFFICE OF SURFACE MINING RECLAMATION AND ENFORCEMENT										
FUND RESOURCES										
UNDISBURSED FUNDS	NO YEAR	14		1802	\$3,832,559.31	-----	-----	\$1,243,914.04	-----	\$2,588,645.27
FUND EQUITIES										
UNOBLIGATED BALANCE					-1,681,551.90	-----	-----	-----	-\$971,917.97	-709,633.93
UNDELIVERED ORDERS					-2,151,007.41	-----	-----	-----	-271,996.07	-1,879,011.34
SUBTOTAL		14		1802	-0-			1,243,914.04	-1,243,914.04	-0-
<b>SPECIAL FUND ACCOUNTS</b>										
ABANDONED MINE RECLAMATION FUND, OFFICE OF SURFACE MINING RECLAMATION AND ENFORCEMENT										
FUND RESOURCES										
UNDISBURSED FUNDS	NO YEAR	14		5015	440,045.09	\$291,585,420.83	-\$91,595,959.28	192,765,983.02	-----	7,663,523.62
TRANSFER TO										
AGRICULTURE, SOIL CONSERVATION SERVICE	NO YEAR	12	14	5015	16,112,745.55	-----	13,233,000.00	11,786,077.41	-----	17,559,668.14
UNREALIZED DISCOUNT ON INVESTMENTS					-4,330,914.15	-----	-9,360,240.72	-----	-----	-13,691,154.87
FUNDS HELD OUTSIDE THE TREASURY					-----	-----	38,200.00	-----	-----	38,200.00
INVESTMENTS IN PUBLIC DEBT SECURITIES					1,098,110,000.00	-----	87,685,000.00	-----	-----	1,185,795,000.00
ACCOUNTS RECEIVABLE					3,676,650.39	-----	-----	-----	3,653,173.19	23,477.20
UNFILLED CUSTOMER ORDERS					286,749.46	-----	-----	-----	-803,044.79	1,089,794.25
FUND EQUITIES										
UNOBLIGATED BALANCE					-825,778,809.92	-----	-----	-----	74,050,557.46	<sup>1</sup> -899,829,367.38
ACCOUNTS PAYABLE					-4,258,216.08	-----	-----	-----	-910,447.39	-3,347,768.69
UNDELIVERED ORDERS					-284,258,250.34	-----	-----	-----	11,043,121.93	-295,301,372.27
SUBTOTAL		14		5015	-0-	291,585,420.83	-----	204,552,060.43	87,033,360.40	-0-
REGULATION AND TECHNOLOGY, CIVIL PENALTIES, OFFICE OF SURFACE MINING RECLAMATION AND ENFORCEMENT										
FUND RESOURCES										
UNDISBURSED FUNDS	NO YEAR	14		5063	670,588.02	519,170.96	-----	218,575.23	-----	971,183.75
FUND EQUITIES										
UNOBLIGATED BALANCE					-273,001.97	-----	-----	-----	426,533.20	-699,535.17
ACCOUNTS PAYABLE					-42,270.00	-----	-----	-----	-42,270.00	-----
UNDELIVERED ORDERS					-355,316.05	-----	-----	-----	-83,667.47	-271,648.58
SUBTOTAL		14		5063	-0-	519,170.96	-----	218,575.23	300,595.73	-0-
TOTAL, OFFICE OF SURFACE MINING RECLAMATION AND ENFORCEMENT					-----	402,656,591.79	-----	311,739,940.75	90,916,651.04	-----
TOTAL, LAND AND MINERALS MANAGEMENT					-----	2,229,316,142.57	-----	2,127,552,235.44	101,763,907.13	-----
<b>WATER AND SCIENCE</b>										
<b>BUREAU OF RECLAMATION</b>										
<b>GENERAL FUND ACCOUNTS</b>										
LOAN PROGRAM, LIQUIDATING ACCOUNT, BUREAU OF RECLAMATION										
FUND RESOURCES										
UNDISBURSED FUNDS	NO YEAR	14		0667	506,684.80	-----	-----	51,639.16	*18,948.69	436,096.95
ACCOUNTS RECEIVABLE					11,438.93	-----	-----	-----	6,602.97	4,835.96
FUND EQUITIES										
ACCOUNTS PAYABLE					-17,440.00	-----	-----	-----	-4,249.00	-13,191.00
UNDELIVERED ORDERS					-500,683.73	-----	-----	-----	-72,941.82	-427,741.91
SUBTOTAL		14		0667	-0-	-----	-----	51,639.16	-51,639.16	-0-

**APPROPRIATION, OUTLAYS, AND BALANCES - Continued**

Appropriation or Fund Account Title	Period of Availability	Account Symbol			Balances beginning of fiscal year	Appropriations and other obligational authority <sup>1</sup>	Transfers borrowings and investments (net) <sup>2</sup>	Outlays (net)	Balances withdrawn and other transactions <sup>3</sup>	Balances end or fiscal year <sup>4</sup>
		Dept Reg	Tr Fm	Account No						
<b>CONSTRUCTION PROGRAM, BUREAU OF RECLAMATION</b>										
<b>FUND RESOURCES:</b>										
UNDISBURSED FUNDS	NO YEAR	14		0684	171,414,025.44	249,572,883.47	-6,600.00	293,198,395.04	-	127,781,913.87
TRANSFER TO:										
NATIONAL PARK SERVICE	NO YEAR	14	14	0684	4,891.34	-	850.00	-	-	4,041.34
FUNDS HELD OUTSIDE THE TREASURY					448,467.13	-	6,600.00	-	-	455,067.13
ACCOUNTS RECEIVABLE					29,965,875.17	-	-	2,135,109.02	-	27,830,766.15
UNFILLED CUSTOMER ORDERS					20,111,008.95	-	-	-7,379,591.14	-	27,490,600.09
<b>FUND EQUITIES</b>										
UNOBLIGATED BALANCE					-73,337,831.54	-	-	-	-53,306,554.73	-20,031,276.81
ACCOUNTS PAYABLE					-41,962,952.59	-	-	-	20,830,096.51	-62,793,049.10
UNDELIVERED ORDERS					-106,643,483.90	-	-	-	-5,905,421.23	-100,738,062.67
SUBTOTAL		14		0684	-0-	249,572,883.47		293,199,245.04	-43,626,361.57	-0-
<b>LOAN PROGRAM ACCOUNTS, BUREAU OF RECLAMATION</b>										
<b>FUND RESOURCES:</b>										
UNDISBURSED FUNDS	1994	14		0685	-	600,000.00	-	485,212.53	-	114,787.47
	1993				74,848.49	-	-	32,889.24	-	41,959.25
	1992				103,256.43	-	-	903.75	-	102,352.68
	NO YEAR				608,693.30	12,900,000.00	-	4,599,193.12	-	8,909,500.18
<b>FUND EQUITIES</b>										
UNOBLIGATED BALANCE					-754,631.57	-	-	-	8,359,889.13	-9,114,520.70
ACCOUNTS PAYABLE					-14,015.18	-	-	-	8,438.86	-22,454.04
UNDELIVERED ORDERS					-18,151.47	-	-	-	13,473.37	-31,624.84
SUBTOTAL		14		0685	-0-	13,500,000.00		5,118,198.64	8,381,801.36	-0-
<b>SPECIAL FUND ACCOUNTS</b>										
<b>EMERGENCY FUND, BUREAU OF RECLAMATION</b>										
<b>FUND RESOURCES:</b>										
UNDISBURSED FUNDS	NO YEAR	14		5043	2,049,707.20	1,000,000.00	-	197,738.13	-	2,851,969.07
<b>FUND EQUITIES</b>										
UNOBLIGATED BALANCE					-1,744,490.41	-	-	-	872,759.80	-2,617,250.21
ACCOUNTS PAYABLE					-293,622.78	-	-	-	-58,903.92	-234,718.86
UNDELIVERED ORDERS					-11,594.01	-	-	-	-11,594.01	-
SUBTOTAL		14		5043	-0-	1,000,000.00		197,738.13	802,261.87	-0-
<b>GENERAL INVESTIGATION, RECLAMATION FUND</b>										
<b>FUND RESOURCES:</b>										
UNDISBURSED FUNDS	NO YEAR	14		5060	3,903,030.68	13,819,000.00	5,000.00	12,388,928.78	-	5,338,101.90
FUNDS HELD OUTSIDE THE TREASURY					15,000.00	-	-5,000.00	-	-	10,000.00
ACCOUNTS RECEIVABLE					3,226.21	-	-	-	23.01	3,203.20
<b>FUND EQUITIES</b>										
UNOBLIGATED BALANCE					-1,267,008.47	-	-	-	157,582.39	-1,424,590.86
ACCOUNTS PAYABLE					-1,063,424.56	-	-	-	-84,467.67	-978,956.89
UNDELIVERED ORDERS					-1,590,823.86	-	-	-	1,356,933.49	-2,947,757.35
SUBTOTAL		14		5060	-0-	13,819,000.00		12,388,928.78	1,430,071.22	-0-
<b>OPERATION AND MAINTENANCE, RECLAMATION FUND</b>										
<b>FUND RESOURCES:</b>										
UNDISBURSED FUNDS	NO YEAR	14		5064	55,274,508.46	282,798,000.00	5,130.00	270,587,528.93	-	67,490,109.53
FUNDS HELD OUTSIDE THE TREASURY					143,400.00	-	-5,130.00	-	-	138,270.00
ACCOUNTS RECEIVABLE					7,042,136.26	-	-	-	5,025,377.02	2,016,759.24
UNFILLED CUSTOMER ORDERS					-	-	-	-	-493.00	493.00
<b>FUND EQUITIES</b>										
UNOBLIGATED BALANCE					-6,856,640.00	-	-	-	935,007.09	<sup>9</sup> -7,791,647.09
ACCOUNTS PAYABLE					-33,875,198.31	-	-	-	-3,874,594.40	-30,000,603.91
UNDELIVERED ORDERS					-21,728,206.41	-	-	-	10,125,174.36	-31,853,380.77
SUBTOTAL		14		5064	-0-	282,798,000.00		270,587,528.93	12,210,471.07	-0-
<b>GENERAL ADMINISTRATIVE EXPENSES, RECLAMATION FUND</b>										
<b>FUND RESOURCES:</b>										
UNDISBURSED FUNDS	1994	14		5065	-	52,863,000.00	-	48,666,333.62	-	4,196,666.38
	1993				4,809,681.13	-	-	3,688,528.59	-	1,121,152.54
	1992				942,595.30	-	-	321,552.36	-	621,042.94
	1991				1,294,273.67	-	-	2,161.63	-	1,292,112.04
	1990				582,863.47	-	-	320,095.76	-	262,767.71
	1989				460,518.83	-	-	141,028.97	-	319,489.86
	NO YEAR				925,667.41	1,171,000.00	-	1,398,361.21	-	698,306.20
ACCOUNTS RECEIVABLE					22,301.80	-	-	-	4,272.71	18,029.09
<b>FUND EQUITIES</b>										
UNOBLIGATED BALANCE					-3,054,271.37	-	-	-	823,384.62	<sup>9</sup> -3,877,655.99
ACCOUNTS PAYABLE					-2,517,653.55	-	-	-	-420,872.22	-2,096,781.33
UNDELIVERED ORDERS					-3,465,976.69	-	-	-	-1,230,337.11	-2,235,639.58
SUBTOTAL		14		5065	-0-	54,034,000.00		54,538,062.14	-504,062.14	-0-

FOOTNOTES AT END OF CHAPTER

APPROPRIATION, OUTLAYS, AND BALANCES - Continued

Appropriation or Fund Account		Account Symbol		Balances beginning of fiscal year	Appropriations and other obligational authority <sup>1</sup>	Transfers borrowings and investments (net) <sup>2</sup>	Outlays (net)	Balances withdrawn and other transactions <sup>3</sup>	Balances end or fiscal year <sup>4</sup>
Title	Period of Availability	Dept Reg	Tr Fr Account No Sub No						
<b>WATER AND SCIENCE-CONTINUED</b>									
<b>BUREAU OF RECLAMATION-CONTINUED</b>									
<b>SPECIAL FUND ACCOUNTS-CONTINUED</b>									
OPERATION, MAINTENANCE, AND REPLACEMENT OF PROJECT WORKS, NORTH PLATTE PROJECT (GERING AND FORT LARAMIE, GOSHEN, AND PATHFINDER IRRIGATION DISTRICTS), BUREAU OF RECLAMATION FUND RESOURCES									
UNDISBURSED FUNDS	NO YEAR	14	5058	\$15,134.31	\$6,948.73	-----	-\$3,723.98	-----	\$25,807.02
FUND EQUITIES									
UNOBLIGATED BALANCE				-15,134.31	-----	-----	-----	\$10,672.40	-25,806.71
ACCOUNTS PAYABLE				-----	-----	-----	-----	.31	.31
	SUBTOTAL	14	5058	-0-	6,948.73	-----	-3,723.98	10,672.71	-0-
OPERATION AND MAINTENANCE OF QUARTERS, OFFICE OF YOUTH PROGRAMS, BUREAU OF RECLAMATION FUND RESOURCES									
UNDISBURSED FUNDS	NO YEAR	14	5053	38,399.19	19,134.03	-----	48,228.85	-----	9,304.37
FUND EQUITIES									
UNOBLIGATED BALANCE				-30,160.67	-----	-----	-----	-20,856.30	-9,304.37
ACCOUNTS PAYABLE				-169.60	-----	-----	-----	-169.60	-----
UNDELIVERED ORDERS				-8,068.92	-----	-----	-----	-8,068.92	-----
	SUBTOTAL	14	5053	-0-	19,134.03	-----	48,228.85	-29,094.82	-0-
PAYMENTS TO FARMERS' IRRIGATION DISTRICT (NORTH PLATTE PROJECT, NEB. WYO.), BUREAU OF RECLAMATION FUND RESOURCES									
UNDISBURSED FUNDS	NO YEAR	14	5059	-----	8,000.00	-----	8,000.00	-----	-----
COLORADO RIVER DAM FUND, BOULDER CANYON PROJECT, BUREAU OF RECLAMATION FUND RESOURCES									
UNDISBURSED FUNDS	NO YEAR	14	5656	12,962,644.26	42,607,471.11	-----	37,624,210.36	-----	17,945,905.01
ACCOUNTS RECEIVABLE				57,978.71	-----	-----	-----	1,881.54	56,097.17
FUND EQUITIES									
UNOBLIGATED BALANCE				-4,312,896.58	-----	-----	-----	-1,904,435.46	-2,408,461.12
ACCOUNTS PAYABLE				-5,588,629.08	-----	-----	-----	6,294,503.25	-11,883,132.33
UNDELIVERED ORDERS				-3,119,097.31	-----	-----	-----	591,311.42	-3,710,408.73
	SUBTOTAL	14	5656	-0-	42,607,471.11	-----	37,624,210.36	4,983,260.75	-0-
PAYMENTS TO LOCAL UNITS, KLAMATH RECLAMATION AREA, BUREAU OF RECLAMATION FUND RESOURCES									
UNDISBURSED FUNDS	NO YEAR	14	5103	-----	203,972.09	-----	-----	-----	203,972.09
FUND EQUITIES									
ACCOUNTS PAYABLE				-----	-----	-----	-----	203,972.09	-203,972.09
	SUBTOTAL	14	5103	-0-	203,972.09	-----	-----	203,972.09	-0-
OPERATION AND MAINTENANCE, BUREAU OF RECLAMATION FUND RESOURCES									
UNDISBURSED FUNDS	NO YEAR	14	5109	-----	100,000.00	-----	100,000.00	-----	-----
COCHITI WET FIELD SOLUTION, SPECIAL PURPOSE FUND, INTERIOR, BUREAU OF INDIAN AFFAIRS FUND RESOURCES									
UNDISBURSED FUNDS	NO YEAR	14	5166	-----	1,683.46	-----	-3,459,619.20	-----	3,461,302.66
FUND EQUITIES									
UNOBLIGATED BALANCE				-----	-----	-----	-----	3,461,302.66	-3,461,302.66
	SUBTOTAL	14	5166	-0-	1,683.46	-----	-3,459,619.20	3,461,302.66	-0-
CENTRAL VALLEY PROJECT RESTORATION FUND, BUREAU OF RECLAMATION FUND RESOURCES									
UNDISBURSED FUNDS	NO YEAR	14	5173	-----	29,751,596.09	-----	9,250,686.18	-----	20,500,909.91
ACCOUNTS RECEIVABLE				-----	-----	-----	-----	-116.74	116.74
FUND EQUITIES									
UNOBLIGATED BALANCE				-----	-----	-----	-----	18,483,567.87	-18,483,567.87
ACCOUNTS PAYABLE				-----	-----	-----	-----	-236,271.36	-236,271.36
UNDELIVERED ORDERS				-----	-----	-----	-----	1,781,187.42	-1,781,187.42
	SUBTOTAL	14	5173	-0-	29,751,596.09	-----	9,250,686.18	20,500,909.91	-0-

**APPROPRIATION, OUTLAYS, AND BALANCES - Continued**

Appropriation or Fund Account		Account Symbol			Balances beginning of fiscal year	Appropriations and other obligational authority <sup>1</sup>	Transfers borrowings and investments (net) <sup>2</sup>	Outlays (net)	Balances withdrawn and other transactions <sup>3</sup>	Balances end or fiscal year <sup>4</sup>
Title	Period of Availability	Dept. Reg	Tr. Fm	Account No.						
<b>UTAH RECLAMATION MITIGATION AND CONSERVATION ACCOUNT, INTERIOR FUND RESOURCES:</b>										
UNDISBURSED FUNDS	NO YEAR	14		5174	-----	18,678,900.52	-\$13,572,660.94	1,145,544.41	-----	3,960,695.17
UNREALIZED DISCOUNT ON INVESTMENTS					-----	-----	-107,339.06	-----	-----	-107,339.06
INVESTMENTS IN PUBLIC DEBT SECURITIES					-----	-----	13,680,000.00	-----	-----	13,680,000.00
<b>FUND EQUITIES:</b>										
UNOBLIGATED BALANCE					-----	-----	-----	-----	14,072,711.04	-14,072,711.04
UNDELIVERED ORDERS					-----	-----	-----	-----	3,460,645.07	-3,460,645.07
<b>SUBTOTAL</b>	14			5174	-0-	18,678,900.52	-----	1,145,544.41	17,533,356.11	-0-
<b>PUBLIC ENTERPRISE FUNDS</b>										
<b>LOWER COLORADO RIVER BASIN DEVELOPMENT FUND, BUREAU OF RECLAMATION FUND RESOURCES:</b>										
UNDISBURSED FUNDS	NO YEAR	14		4079	73,386,607.86	177,280,456.20	-----	142,476,601.30	\$28,353,582.00	79,836,880.76
ACCOUNTS RECEIVABLE					807,645.24	-----	-----	-----	-1,713,940.00	2,521,585.24
<b>FUND EQUITIES:</b>										
UNOBLIGATED BALANCE					-39,376,999.64	-----	-----	-----	-1,632,776.41	-37,744,223.23
ACCOUNTS PAYABLE					-674,727.08	-----	-----	-----	30,701,470.51	-31,376,197.59
UNDELIVERED ORDERS					-34,142,526.38	-----	-----	-----	-20,904,481.20	-13,238,045.18
<b>SUBTOTAL</b>	14			4079	-0-	177,280,456.20	-----	142,476,601.30	34,803,854.90	-0-
<b>UPPER COLORADO RIVER BASIN FUND, BUREAU OF RECLAMATION FUND RESOURCES:</b>										
UNDISBURSED FUNDS	NO YEAR	14		4081	76,782,060.91	20,151,116.33	-2,000.00	28,032,816.69	\$32,864,246.17	36,034,114.38
FUNDS HELD OUTSIDE THE TREASURY					65,300.00	-----	2,000.00	-----	-----	67,300.00
ACCOUNTS RECEIVABLE					5,406,536.94	-----	-----	-----	183,338.86	5,223,198.08
UNFILLED CUSTOMER ORDERS					2,088.01	-----	-----	-----	2,088.01	-----
<b>FUND EQUITIES:</b>										
UNOBLIGATED BALANCE					-18,377,551.26	-----	-----	-----	-6,786,466.72	-11,591,084.54
ACCOUNTS PAYABLE					-40,617,665.47	-----	-----	-----	-30,270,370.73	-10,347,294.74
UNDELIVERED ORDERS					-23,260,769.13	-----	-----	-----	-3,874,535.95	-19,386,233.18
<b>SUBTOTAL</b>	14			4081	-0-	20,151,116.33	-----	28,032,816.69	-7,881,700.36	-0-
<b>INTRAGOVERNMENTAL FUNDS</b>										
<b>WORKING CAPITAL FUND, BUREAU OF RECLAMATION FUND RESOURCES:</b>										
UNDISBURSED FUNDS	NO YEAR	14		4524	87,237,860.49	-----	-----	2,095,219.16	-----	85,142,641.33
ACCOUNTS RECEIVABLE					6,034,883.30	-----	-----	-----	-1,004,650.98	7,039,534.28
<b>FUND EQUITIES:</b>										
UNOBLIGATED BALANCE					-67,238,070.70	-----	-----	-----	2,044,298.42	-69,282,369.12
ACCOUNTS PAYABLE					-9,981,481.23	-----	-----	-----	-1,354,480.12	-8,627,001.11
UNDELIVERED ORDERS					-16,053,191.86	-----	-----	-----	-1,780,386.48	-14,272,805.38
<b>SUBTOTAL</b>	14			4524	-0-	-----	-----	2,095,219.16	-2,095,219.16	-0-
<b>TRUST FUND ACCOUNTS</b>										
<b>RECLAMATION TRUST FUNDS, BUREAU OF RECLAMATION FUND RESOURCES:</b>										
UNDISBURSED FUNDS	NO YEAR	14		8070	12,783,119.15	9,563,286.67	-----	13,081,379.11	-----	9,265,026.71
ACCOUNTS RECEIVABLE					539,766.20	-----	-----	-----	-625,280.74	1,165,046.94
<b>FUND EQUITIES:</b>										
UNOBLIGATED BALANCE					-11,915,553.58	-----	-----	-----	-3,469,558.60	-8,445,994.98
ACCOUNTS PAYABLE					-956,340.65	-----	-----	-----	388,389.83	-1,344,730.48
UNDELIVERED ORDERS					-450,991.12	-----	-----	-----	188,357.07	-639,348.19
<b>SUBTOTAL</b>	14			8070	-0-	9,563,286.67	-----	13,081,379.11	-3,518,092.44	-0-
<b>TOTAL, BUREAU OF RECLAMATION</b>					-----	913,096,448.70	-----	866,480,683.70	46,615,765.00	-----
<b>CENTRAL UTAH PROJECT GENERAL FUND ACCOUNTS</b>										
<b>CENTRAL UTAH PROJECT COMPLETION ACCOUNT, INTERIOR FUND RESOURCES:</b>										
UNDISBURSED FUNDS	NO YEAR	14		0787	-----	25,770,000.00	-----	24,959,414.34	-----	810,585.66
ACCOUNTS RECEIVABLE					-----	-----	-----	-----	-15,045.06	15,045.06

FOOTNOTES AT END OF CHAPTER

**APPROPRIATION, OUTLAYS, AND BALANCES - Continued**

Appropriation or Fund Account Title	Period of Availability	Account Symbol			Balances beginning of fiscal year	Appropriations and other obligational authority <sup>1</sup>	Transfers borrowings and investments (net) <sup>2</sup>	Outlays (net)	Balances withdrawn and other transactions <sup>3</sup>	Balances end or fiscal year <sup>4</sup>
		Dept Reg	Tr Fm	Account No						
<b>WATER AND SCIENCE-CONTINUED</b>										
<b>CENTRAL UTAH PROJECT-CONTINUED</b>										
<b>GENERAL FUND ACCOUNTS-CONTINUED</b>										
CENTRAL UTAH PROJECT COMPLETION ACCOUNT, INTERIOR-CONTINUED FUND EQUITIES										
UNOBLIGATED BALANCE				-----	-----	-----	-----		\$337,113 55	-\$337,113 55
ACCOUNTS PAYABLE				-----	-----	-----	-----		17,911 80	-17,911 80
UNDELIVERED ORDERS				-----	-----	-----	-----		470,605 37	-470,605 37
SUBTOTAL	14		0787	-0-	\$25,770,000 00		\$24,959,414 34	810,585 66		-0-
TOTAL, CENTRAL UTAH PROJECT					25,770,000 00		24,959,414 34	810,585 66		
<b>GEOLOGICAL SURVEY</b>										
<b>GENERAL FUND ACCOUNTS</b>										
SURVEYS, INVESTIGATIONS, AND RESEARCH, GEOLOGICAL SURVEY FUND RESOURCES										
UNDISBURSED FUNDS										
1994	14		0804	-----	584,685,000 00	-\$359,711 91	584,405,196 54	-----	-----	6-79,908 45
1993-94				\$1,335,671 14	-----	-----	1,295,375 16	-----	-----	40,295 98
1993				-6,234,916 50	-----	354,540 00	-13,167,606 92	-----	-----	7,287,230 42
1992-93				625,869 32	-----	-----	565,200 35	-----	-----	60,668 97
1992				24,601,579 32	-----	-----	18,293,772 65	-----	-----	6,307,806 67
1991				4,935,812 03	-----	-----	2,636,641 72	-----	-----	2,299,170 31
1990				1,509,357 36	-----	-----	-475,194 80	-----	-----	1,984,552 16
1989				729,743 89	-----	-----	66,508 05	-----	663,235 84	-----
NO YEAR				1,049,741 40	12,300,000 00	-----	262,913 43	-----	-----	13,086,827 97
SURVEYS, INVESTIGATIONS, AND RESEARCH, UNDISTRIBUTED SIBAC CHARGEBACKS, GEOLOGICAL SURVEY FUNDS HELD OUTSIDE THE TREASURY										
	NO YEAR	14	0804	180	-21,000 00	-----	-21,000 00	-----	-----	-----
	1993				354,540 00	-----	359,711 91	-----	-----	359,711 91
ACCOUNTS RECEIVABLE				173,643,731 62	-----	-354,540 00	-----	-----	-----	157,604,923 77
UNFILLED CUSTOMER ORDERS				17,672,257 46	-----	-----	-----	-----	16,038,807 85	23,647,970 69
FUND EQUITIES:										
UNOBLIGATED BALANCE				-15,264,371 06	-----	-----	-----	-----	7,818,936 53	-23,083,307 59
ACCOUNTS PAYABLE				-69,657,612 21	-----	-----	-----	-----	-4,268,805 75	-65,388,806 46
UNDELIVERED ORDERS				-135,280,403 77	-----	-----	-----	-----	-11,153,267 42	-124,127,136 35
SUBTOTAL	14		0804	-0-	596,985,000 00	-----	593,861,806 18	3,123,193 82	-----	-0-
<b>SPECIAL FUND ACCOUNTS</b>										
OPERATION AND MAINTENANCE OF QUARTERS, GEOLOGICAL SURVEY FUND RESOURCES:										
UNDISBURSED FUNDS	NO YEAR	14	5055		110,793 05	24,605 80	-----	40,915 79	-----	94,483 06
FUND EQUITIES:										
UNOBLIGATED BALANCE				-63,079 66	-----	-----	-----	-----	21,381 02	-84,460 68
ACCOUNTS PAYABLE				-2,065 40	-----	-----	-----	-----	-1,655 05	-410 35
UNDELIVERED ORDERS				-45,647 99	-----	-----	-----	-----	-36,035 96	-9,612 03
SUBTOTAL	14		5055	-0-	24,605 80	-----	40,915 79	-16,309 99	-----	-0-
<b>INTRAGOVERNMENTAL FUNDS</b>										
WORKING CAPITAL FUND, GEOLOGICAL SURVEY FUND RESOURCES:										
UNDISBURSED FUNDS	NO YEAR	14	4556		9,901,596 06	-----	-1,566,145 53	-----	-----	11,467,741 59
ACCOUNTS RECEIVABLE				1,294,515 21	-----	-----	-----	-----	-3,932,072 12	5,226,587 33
UNFILLED CUSTOMER ORDERS				11,840,258 85	-----	-----	-----	-----	-384,106 91	12,224,365 76
FUND EQUITIES:										
UNOBLIGATED BALANCE				-8,611,735 29	-----	-----	-----	-----	-1,710,004 90	-6,901,730 39
ACCOUNTS PAYABLE				-10,754,104 02	-----	-----	-----	-----	5,467,014 56	-16,221,118 56
UNDELIVERED ORDERS				-3,670,530 81	-----	-----	-----	-----	2,125,314 90	-5,795,845 71
SUBTOTAL	14		4556	-0-	-----	-----	-1,566,145 53	1,566,145 53	-----	-0-

**APPROPRIATION, OUTLAYS, AND BALANCES - Continued**

Appropriation or Fund Account		Account Symbol			Balances beginning of fiscal year	Appropriations and other obligational authority <sup>1</sup>	Transfers borrowings and investments (net) <sup>2</sup>	Outlays (net)	Balances withdrawn and other transactions <sup>3</sup>	Balances end or fiscal year <sup>4</sup>
Title	Period of Availability	Dept Reg	Tr Fm	Account No						
<b>TRUST FUND ACCOUNTS</b>										
CONTRIBUTED FUNDS, GEOLOGICAL SURVEY, INTERIOR										
FUND RESOURCES										
UNDISBURSED FUNDS	NO YEAR	14		8562		38,053.67	165,473.00	101,233.92		102,292.75
ACCOUNTS RECEIVABLE						-----	-----	-----	-27,500.00	27,500.00
FUND EQUITIES										
UNOBLIGATED BALANCE						-36,538.16	-----	-----	46,070.69	-82,608.85
ACCOUNTS PAYABLE						-1,515.51	-----	-----	33,668.39	-35,183.90
UNDELIVERED ORDERS						-----	-----	-----	12,000.00	-12,000.00
SUBTOTAL	14			8562		-0-	165,473.00	101,233.92	64,239.08	-0-
TOTAL, GEOLOGICAL SURVEY						-----	597,175,078.80	592,437,810.36	4,737,268.44	-----
<b>BUREAU OF MINES</b>										
<b>GENERAL FUND ACCOUNTS</b>										
MINES AND MINERALS, BUREAU OF MINES										
FUND RESOURCES										
UNDISBURSED FUNDS	1994	14		0959		-----	64,273,000.00	58,173,189.76	-----	6,099,810.24
	1993					6,465,443.18	-----	5,130,452.58	-----	1,334,990.60
	1992					5,356,154.28	-----	3,450,859.59	-----	1,905,294.69
	1991					4,462,482.63	-----	593,725.49	-----	3,868,757.14
	1990					1,807,645.25	-----	1,023,272.29	-----	784,372.96
	1989					894,474.90	-----	269,912.58	624,562.32	-----
NO YEAR						44,332,321.40	105,163,000.00	104,154,039.10	-----	45,337,782.30
FUNDS HELD OUTSIDE THE TREASURY										
ACCOUNTS RECEIVABLE						73,900.00	-----	3,500.00	-----	77,400.00
UNFILED CUSTOMER ORDERS						1,752,943.89	-----	-----	-428,421.82	2,181,365.71
FUND EQUITIES						807,626.14	-----	-----	26,677.53	780,948.61
UNOBLIGATED BALANCE						-8,179,230.03	-----	-----	-430,710.09	-7,748,519.94
ACCOUNTS PAYABLE						-8,534,842.90	-----	-----	1,802,079.30	-10,336,922.20
UNDELIVERED ORDERS						-49,238,918.74	-----	-----	-4,953,638.63	-44,285,280.11
SUBTOTAL	14			0959		-0-	169,436,000.00	172,795,451.39	-3,359,451.39	-0-
<b>PUBLIC ENTERPRISE FUNDS</b>										
HELIUM FUND, BUREAU OF MINES										
FUND RESOURCES										
UNDISBURSED FUNDS	NO YEAR	14		4053		37,057,903.12	-----	1,000.00	-7,503,988.72	34,562,891.84
FUNDS HELD OUTSIDE THE TREASURY						3,000.00	-----	-1,000.00	-----	2,000.00
ACCOUNTS RECEIVABLE						3,355,446.43	-----	-----	497,587.97	2,857,858.46
FUND EQUITIES										
UNOBLIGATED BALANCE						-34,595,962.42	-----	-----	-648,014.07	-33,947,948.35
ACCOUNTS PAYABLE						-4,045,122.71	-----	-----	-1,166,562.49	-2,878,560.22
UNDELIVERED ORDERS						-1,775,264.42	-----	-----	-1,179,022.69	-596,241.73
SUBTOTAL	14			4053		-0-	-----	-7,503,988.72	7,503,988.72	-0-
<b>TRUST FUND ACCOUNTS</b>										
CONTRIBUTED FUNDS, BUREAU OF MINES										
FUND RESOURCES										
UNDISBURSED FUNDS	NO YEAR	14		8287		1,160,995.44	1,368,558.41	1,282,522.52	-----	1,247,031.33
FUND EQUITIES										
UNOBLIGATED BALANCE						-1,077,865.65	-----	-----	51,107.31	-1,128,972.96
ACCOUNTS PAYABLE						-52,095.76	-----	-----	-18,078.27	-34,017.49
UNDELIVERED ORDERS						-31,034.03	-----	-----	53,006.85	-84,040.88
SUBTOTAL	14			8287		-0-	1,368,558.41	1,282,522.52	86,035.89	-0-
TOTAL, BUREAU OF MINES						-----	170,804,558.41	166,573,985.19	4,230,573.22	-----
TOTAL, WATER AND SCIENCE						-----	1,706,846,085.91	1,650,451,893.59	56,394,192.32	-----

FOOTNOTES AT END OF CHAPTER

APPROPRIATION, OUTLAYS, AND BALANCES - Continued

Appropriation or Fund Account		Account Symbol			Balances beginning of fiscal year	Appropriations and other obligational authority <sup>1</sup>	Transfers borrowings and investments (net) <sup>2</sup>	Outlays (net)	Balances withdrawn and other transactions <sup>3</sup>	Balances end or fiscal year <sup>4</sup>
Title	Period of Availability	Dept Reg	Account Tr Fm No	Sub No						
<b>UNITED STATES FISH AND WILDLIFE SERVICE</b>										
<b>GENERAL FUND ACCOUNTS</b>										
RESOURCE MANAGEMENT, UNITED STATES FISH AND WILDLIFE SERVICE										
FUND RESOURCES										
UNDISBURSED FUNDS	1994-95	14	1611		-----	\$1,000,000 00	-----	\$168,998 57	-----	\$831,001 43
	1994				-----	473,884,000 00	-----	396,407,329 95	-----	77,476,670 05
	1990-94				\$516,027 29	-----	-----	165,307 09	-----	350,720 20
	1989-94				112,612 79	-----	-----	69,449 20	-----	43,163 59
	1993				78,904,094 18	-----	-----	66,426,441 42	-----	12,477,652 76
	1992				17,412,177 11	-----	-----	7,230,964 62	-----	10,181,212 49
	1991				10,497,027 17	-----	-----	2,521,507 77	-----	7,975,519 40
	1990				1,669,735 08	-----	-----	-64,761 60	-----	1,734,496 68
	1989				2,168,793 56	-----	-----	345,313 09	\$1,823,480 47	-----
	NO YEAR				38,485,210 97	18,919,401 92	-----	18,718,612 17	-----	38,686,000 72
ACCOUNTS RECEIVABLE					27,267,610 37	-----	-----	-----	-2,726,036 22	29,993,646 59
UNFILLED CUSTOMER ORDERS					29,362,782 37	-----	-----	-----	3,001,607 31	26,361,175 06
FUND EQUITIES					-----	-----	-----	-----	8,251,947 13	-23,518,834 20
UNOBLIGATED BALANCE					-15,266,887 07	-----	-----	-----	-----	-21,994,096 22
ACCOUNTS PAYABLE					-27,967,566 78	-----	-----	-----	-----	-2,563,288 49
UNDELIVERED ORDERS					-163,161,617 04	-----	-----	-----	-----	-160,598,328 55
	SUBTOTAL	14	1611		-0-	493,803,401 92	-----	491,989,162 28	1,814,239 64	-0-
CONSTRUCTION AND ANADROMOUS FISH, UNITED STATES FISH AND WILDLIFE SERVICE										
FUND RESOURCES										
UNDISBURSED FUNDS	1993-95	14	1612		29,996,968 95	-4,000,000 00	-----	4,571,263 19	-----	21,425,705 76
	NO YEAR				201,936,740 87	74,959,000 00	-----	57,404,549 41	-----	219,491,191 46
ACCOUNTS RECEIVABLE					1,091,112 14	-----	-----	-----	-366,790 14	1,457,902 28
UNFILLED CUSTOMER ORDERS					1,323,912 30	-----	-----	-----	-585,522 16	1,909,434 46
FUND EQUITIES					-----	-----	-----	-----	-----	-----
UNOBLIGATED BALANCE					-178,391,939 08	-----	-----	-----	-6,717,780 29	-171,674,158 79
ACCOUNTS PAYABLE					-3,638,683 12	-----	-----	-----	-----	-5,269,947 56
UNDELIVERED ORDERS					-52,318,112 06	-----	-----	-----	15,022,015 55	-67,340,127 61
	SUBTOTAL	14	1612		-0-	70,959,000 00	-----	61,975,812 60	8,983,187 40	-0-
NATURAL RESOURCE DAMAGE ASSESSMENT AND RESTORATION FUND, UNITED STATES FISH AND WILDLIFE SERVICE										
FUND RESOURCES										
UNDISBURSED FUNDS	NO YEAR	14	1618		9,160,794 77	-54,658,252 48	\$53,879,062 97	2,669,353 81	-----	5,712,251 45
TRANSFER TO:					-----	-----	-----	-----	-----	-----
OFFICE OF THE SECRETARY	NO YEAR	14	1618	1	465,085 25	-----	658,773 00	737,266 55	-----	386,591 70
BUREAU OF RECLAMATION	NO YEAR	14	1618	6	-----	-----	34,000 00	23,989 66	-----	10,010 34
GEOLOGICAL SURVEY	NO YEAR	14	1618	8	169,778 83	-----	612,000 00	542,395 89	-----	239,382 94
NATIONAL PARK SERVICE	NO YEAR	14	1618	10	1,163,767 58	-----	-466,750 00	44,846 89	-----	652,170 69
BUREAU OF LAND MANAGEMENT	NO YEAR	14	1618	11	334,828 81	-----	75,414 16	178,852 79	-----	231,390 18
BUREAU OF INDIAN AFFAIRS	NO YEAR	14	1618	20	31,669 11	-----	161,000 00	7,696 28	-----	184,972 83
NATIONAL BIOLOGICAL SURVEY	NO YEAR	14	1618	27	-----	-----	519,766 00	67,419 14	-----	452,346 86
UNREALIZED DISCOUNT ON INVESTMENTS					-445,233 87	-----	-----	-----	-----	-----
INVESTMENTS IN PUBLIC DEBT SECURITIES					56,383,000 00	-----	-56,383,000 00	-----	-----	-----
ACCOUNTS RECEIVABLE					-----	-----	-----	-----	-2,489 39	2,489 39
FUND EQUITIES:					-----	-----	-----	-----	-----	-----
UNOBLIGATED BALANCE					-65,467,629 93	-----	-----	-----	-60,124,687 49	-5,342,942 44
ACCOUNTS PAYABLE					-261,289 99	-----	-----	-----	-----	-241,209 24
UNDELIVERED ORDERS					-1,534,770 56	-----	-----	-----	752,684 14	-2,287,454 70
	SUBTOTAL	14	1618		-0-	-54,658,252 48	-464,500 00	4,271,821 01	-59,394,573 49	-0-
EQUIVALENT OF WILDLIFE RESTORATION AND SPORT FISH RESTORATION ACCOUNT, UNITED STATES FISH AND WILDLIFE SERVICE										
FUND RESOURCES										
UNDISBURSED FUNDS	1994	14	1643		-----	22,424,164 00	-----	22,424,164 00	-----	-----
	NO YEAR				2,415,218 05	-----	-----	1,655,711 77	-----	759,506 28
ACCOUNTS RECEIVABLE					-----	-----	-----	-----	-14,320 50	14,320 50
FUND EQUITIES:					-----	-----	-----	-----	-----	-----
UNOBLIGATED BALANCE					-72,536 92	-----	-----	-----	2,498 53	-75,035 45
ACCOUNTS PAYABLE					-31,316 69	-----	-----	-----	-----	-----
UNDELIVERED ORDERS					-2,311,364 44	-----	-----	-----	-1,612,573 11	-698,791 33
	SUBTOTAL	14	1643		-0-	22,424,164 00	-----	24,079,875 77	-1,655,711 77	-0-
WILDLIFE CONSERVATION AND APPRECIATION FUND, U.S. FISH AND WILDLIFE SERVICE										
FUND RESOURCES										
UNDISBURSED FUNDS	NO YEAR	14	1650		-----	1,000,000 00	-----	1,000,000 00	-----	-----

**APPROPRIATION, OUTLAYS, AND BALANCES - Continued**

Appropriation or Fund Account		Account Symbol			Balances beginning of fiscal year	Appropriations and other obligational authority <sup>1</sup>	Transfers borrowings and investments (net) <sup>2</sup>	Outlays (net)	Balances withdrawn and other transactions <sup>3</sup>	Balances end or fiscal year <sup>4</sup>
Title	Period of Availability	Dept Reg	Account No.	Sub No.						
NATIONAL WILDLIFE REFUGE FUND, UNITED STATES FISH AND WILDLIFE SERVICE										
FUND RESOURCES:										
UNDISBURSED FUNDS	1994	14	1691		-----	12,000,000.00	-----	12,000,000.00	-----	-----
	1993				68.66	-----	-----	68.66	-----	-----
FUND EQUITIES:										
ACCOUNTS PAYABLE					-68.66	-----	-----		-68.66	-----
	SUBTOTAL	14	1691		-0-	12,000,000.00	-----	12,000,068.66	-68.66	-0-
REWARDS AND OPERATIONS, UNITED STATES FISH AND WILDLIFE SERVICE										
FUND RESOURCES:										
UNDISBURSED FUNDS	NO YEAR	14	1692		194,719.00	1,169,000.00	-----	1,169,000.00	-----	194,719.00
FUND EQUITIES:										
UNOBLIGATED BALANCE					-194,719.00	-----	-----		-----	-194,719.00
	SUBTOTAL	14	1692		-0-	1,169,000.00	-----	1,169,000.00	-----	-0-
<b>SPECIAL FUND ACCOUNTS</b>										
MIGRATORY BIRD CONSERVATION ACCOUNT, UNITED STATES FISH AND WILDLIFE SERVICE										
FUND RESOURCES:										
UNDISBURSED FUNDS	NO YEAR	14	5137		18,831,931.78	44,078,169.24	-----	41,872,388.72	-----	21,037,712.30
ACCOUNTS RECEIVABLE					395.27	-----	-----		-259.91	655.18
FUND EQUITIES:										
UNOBLIGATED BALANCE					-10,280,360.66	-----	-----		1,632.94	-10,281,993.60
ACCOUNTS PAYABLE					-1,277,639.66	-----	-----		693,371.73	-1,971,011.39
UNDELIVERED ORDERS					-7,274,326.73	-----	-----		1,511,035.76	-8,785,362.49
	SUBTOTAL	14	5137		-0-	44,078,169.24	-----	41,872,388.72	2,205,780.52	-0-
NORTH AMERICAN WETLANDS CONSERVATION FUND, UNITED STATES FISH AND WILDLIFE SERVICE										
FUND RESOURCES:										
UNDISBURSED FUNDS	NO YEAR	14	5241		18,530,843.41	12,010,000.00	-----	5,155,763.26	-----	25,385,080.15
FUND EQUITIES:										
UNOBLIGATED BALANCE					-2,666,504.84	-----	-----		1,600,103.19	-4,266,608.03
ACCOUNTS PAYABLE					-1,410,955.29	-----	-----		912,394.53	-2,323,349.82
UNDELIVERED ORDERS					-14,453,383.28	-----	-----		4,341,739.02	-18,795,122.30
	SUBTOTAL	14	5241		-0-	12,010,000.00	-----	5,155,763.26	6,854,236.74	-0-
LAND ACQUISITION, UNITED STATES FISH AND WILDLIFE SERVICE										
FUND RESOURCES:										
UNDISBURSED FUNDS	NO YEAR	14	5020		55,677,141.31	95,555,000.00	-----	84,228,053.18	-----	67,004,088.13
ACCOUNTS RECEIVABLE					7,247.64	-----	-----		-59,869.94	67,117.58
FUND EQUITIES:										
UNOBLIGATED BALANCE					-36,630,409.62	-----	-----		11,967,225.86	-48,597,635.48
ACCOUNTS PAYABLE					-2,022,142.89	-----	-----		5,328,857.18	-7,351,000.07
UNDELIVERED ORDERS					-17,031,836.44	-----	-----		-5,909,266.28	-11,122,570.16
	SUBTOTAL	14	5020		-0-	95,555,000.00	-----	84,228,053.18	11,326,946.82	-0-
FEDERAL AID IN WILDLIFE RESTORATION, UNITED STATES FISH AND WILDLIFE SERVICE										
FUND RESOURCES:										
UNDISBURSED FUNDS	NO YEAR	14	5029		369,647,468.18	231,713,271.55	45,653.16	178,707,175.56	-----	422,699,217.33
FUNDS HELD OUTSIDE THE TREASURY					1,183,455.01	-----	-45,653.16		-----	1,137,801.85
ACCOUNTS RECEIVABLE					1,630.96	-----	-----		-----	1,630.96
FUND EQUITIES:										
UNOBLIGATED BALANCE					-232,478,601.18	-----	-----		45,540,846.41	-278,019,447.59
ACCOUNTS PAYABLE					-3,882,235.07	-----	-----		-1,438,393.89	-2,443,841.18
UNDELIVERED ORDERS					-134,471,717.90	-----	-----		8,903,643.47	-143,375,361.37
	SUBTOTAL	14	5029		-0-	231,713,271.55	-----	178,707,175.56	53,006,095.99	-0-
OPERATION AND MAINTENANCE OF QUARTERS, UNITED STATES FISH AND WILDLIFE SERVICE										
FUND RESOURCES:										
UNDISBURSED FUNDS	NO YEAR	14	5050		2,487,200.85	1,785,276.65	-----	1,288,372.52	-----	2,984,104.98
ACCOUNTS RECEIVABLE						-----	-----		-115.50	115.50
FUND EQUITIES:										
UNOBLIGATED BALANCE					-2,243,079.16	-----	-----		416,547.91	-2,659,627.07
ACCOUNTS PAYABLE					-100,543.89	-----	-----		-25,018.95	-75,524.94
UNDELIVERED ORDERS					-143,577.80	-----	-----		105,490.67	-249,068.47
	SUBTOTAL	14	5050		-0-	1,785,276.65	-----	1,288,372.52	496,904.13	-0-

FOOTNOTES AT END OF CHAPTER



**APPROPRIATION, OUTLAYS, AND BALANCES - Continued**

Appropriation or Fund Account		Account Symbol			Balances beginning of fiscal year	Appropriations and other obligational authority <sup>1</sup>	Transfers borrowings and investments (net) <sup>2</sup>	Outlays (net)	Balances withdrawn and other transactions <sup>3</sup>	Balances end or fiscal year <sup>4</sup>
Title	Period of Availability	Dep't Reg	Account No.	Sub No.						
<b>UNITED STATES FISH AND WILDLIFE SERVICE-CONTINUED</b>										
<b>SPECIAL FUND ACCOUNTS-CONTINUED</b>										
PROCEEDS FROM SALES, WATER RESOURCE DEVELOPMENT PROJECTS, UNITED STATES FISH AND WILDLIFE SERVICE FUND RESOURCES:										
UNDISBURSED FUNDS	NO YEAR	14	5092		\$267,783.24	\$39,430.66	-----	\$50,661.49	-----	\$256,562.41
FUND EQUITIES:										
UNOBLIGATED BALANCE					-230,080.01	-----	-----	-----	\$10,502.50	-240,582.51
ACCOUNTS PAYABLE					-16,405.32	-----	-----	-----	-12,868.23	-3,537.09
UNDELIVERED ORDERS					-21,297.91	-----	-----	-----	-8,865.10	-12,432.81
	SUBTOTAL	14	5092		-0-	39,430.66	-----	50,661.49	-11,230.83	-0-
FEDERAL AID IN FISH RESTORATION AND MANAGEMENT, UNITED STATES FISH AND WILDLIFE SERVICE FUND RESOURCES:										
UNDISBURSED FUNDS	NO YEAR	14	5138		144,290.94	-----	-----	45,789.30	-----	98,501.64
FUND EQUITIES:										
UNOBLIGATED BALANCE					-65,534.82	-----	-----	-----	-----	-65,534.82
ACCOUNTS PAYABLE					-76.36	-----	-----	-----	-76.36	-----
UNDELIVERED ORDERS					-78,679.76	-----	-----	-----	-45,712.94	-32,966.82
	SUBTOTAL	14	5138		-0-	-----	-----	45,789.30	-45,789.30	-0-
COOPERATIVE ENDANGERED SPECIES CONSERVATION FUND, UNITED STATES FISH AND WILDLIFE SERVICE FUND RESOURCES:										
UNDISBURSED FUNDS	NO YEAR	14	5143		6,160,551.08	9,000,000.00	-----	4,359,411.46	-----	10,801,139.62
ACCOUNTS RECEIVABLE					12,323.63	-----	-----	-----	12,323.63	-----
FUND EQUITIES:										
UNOBLIGATED BALANCE					-208,229.06	-----	-----	-----	209,257.88	-417,486.94
ACCOUNTS PAYABLE					-7,392.29	-----	-----	-----	79,323.74	-86,716.03
UNDELIVERED ORDERS					-5,957,253.36	-----	-----	-----	4,338,683.29	-10,296,936.65
	SUBTOTAL	14	5143		-0-	9,000,000.00	-----	4,359,411.46	4,640,588.54	-0-
WILDLIFE CONSERVATION AND APPRECIATION FUND, U.S. FISH AND WILDLIFE SERVICE FUND RESOURCES:										
UNDISBURSED FUNDS	NO YEAR	14	5150		-----	1,352,194.00	-----	29,266.69	-----	1,322,927.31
FUND EQUITIES:										
UNOBLIGATED BALANCE					-----	-----	-----	-----	721,032.98	-721,032.98
ACCOUNTS PAYABLE					-----	-----	-----	-----	6,110.00	-6,110.00
UNDELIVERED ORDERS					-----	-----	-----	-----	595,784.33	-595,784.33
	SUBTOTAL	14	5150		-0-	1,352,194.00	-----	29,266.69	1,322,927.31	-0-
NATIONAL WILDLIFE REFUGE FUND, UNITED STATES FISH AND WILDLIFE SERVICE FUND RESOURCES:										
UNDISBURSED FUNDS	NO YEAR	14	5091		4,224,849.83	7,062,503.88	-----	5,962,184.22	-----	5,325,169.49
FUND EQUITIES:										
UNOBLIGATED BALANCE					-3,736,867.11	-----	-----	-----	935,384.87	-4,672,251.98
ACCOUNTS PAYABLE					-385,885.15	-----	-----	-----	163,685.04	-549,570.19
UNDELIVERED ORDERS					-102,097.57	-----	-----	-----	1,249.75	-103,347.32
	SUBTOTAL	14	5091		-0-	7,062,503.88	-----	5,962,184.22	1,100,319.66	-0-
NATURAL RESOURCE DAMAGE ASSESSMENT AND RESTORATION FUND, U.S. FISH AND WILDLIFE SERVICE, INTERIOR FUND RESOURCES:										
UNDISBURSED FUNDS	NO YEAR	14	5198		-----	72,358,252.80	-68,608,258.53	2,032,529.85	-----	1,717,464.42
TRANSFER TO:										
BUREAU OF RECLAMATION	NO YEAR	14	5198	6	-----	-----	7,000.00	-----	-----	7,000.00
NATIONAL PARK SERVICE	NO YEAR	14	5198	10	-----	-----	625,143.00	-----	-----	470,039.88
NATIONAL PARK SERVICE	NO YEAR	14	5198	1	-----	-----	51,946.00	155,103.12	-----	46,278.00
MINERALS MANAGEMENT SERVICE	NO YEAR	14	5198	19	-----	-----	118,400.00	5,668.00	-----	55,844.29
NATIONAL BIOLOGICAL SURVEY	NO YEAR	14	5198	27	-----	-----	338,533.00	62,555.71	-----	195,299.19
UNREALIZED DISCOUNT ON INVESTMENTS					-----	-----	-----	-----	-----	-1,594,763.47
INVESTMENT IN PUBLIC DEBT SECURITIES					-----	-----	-----	-----	-----	69,062,000.00
FUND EQUITIES:										
UNOBLIGATED BALANCE					-----	-----	-----	-----	69,359,418.29	-69,359,418.29
ACCOUNTS PAYABLE					-----	-----	-----	-----	221,819.90	-221,819.90
UNDELIVERED ORDERS					-----	-----	-----	-----	378,924.12	-378,924.12
	SUBTOTAL	14	5198		-0-	72,358,252.80	-----	2,369,060.49	69,958,162.31	-0-

**APPROPRIATION, OUTLAYS, AND BALANCES - Continued**

Appropriation or Fund Account		Account Symbol		Balances beginning of fiscal year	Appropriations and other obligational authority <sup>1</sup>	Transfers borrowings and investments (net) <sup>2</sup>	Outlays (net)	Balances withdrawn and other transactions <sup>3</sup>	Balances end or fiscal year <sup>4</sup>	
Title	Period of Availability	Dept Reg	Tr Fm							Account No.
<b>TRUST FUND ACCOUNTS</b>										
SPORT FISH RESTORATION ACCOUNT, UNITED STATES FISH AND WILDLIFE SERVICE										
FUND RESOURCES:										
UNDISBURSED FUNDS	NO YEAR	14		8151		10,104,596.53	213,000,000.00	218,483,761.47	4,620,835.06	
ACCOUNTS RECEIVABLE						235.80		235.80		
FUND EQUITIES:										
UNOBLIGATED BALANCE						186,154,783.31		2,005,535.23	1184,149,248.08	
ACCOUNTS PAYABLE						-3,862,633.78		-1,752,639.66	-2,109,994.12	
UNDELIVERED ORDERS						-192,396,981.86		-5,736,892.84	-186,660,089.02	
SUBTOTAL		14		8151		-0-	213,000,000.00	218,483,761.47	-0-	
AFRICAN ELEPHANT CONSERVATION FUND, U.S. FISH AND WILDLIFE SERVICE										
FUND RESOURCES:										
UNDISBURSED FUNDS	NO YEAR	14		8154		1,770,122.39	1,169,000.00	681,748.06	2,257,374.33	
FUND EQUITIES:										
UNOBLIGATED BALANCE						-917,479.31		448,926.49	-1,366,405.80	
ACCOUNTS PAYABLE						-19,883.30		23,611.52	-43,494.82	
UNDELIVERED ORDERS						-832,759.78		14,713.93	-847,473.71	
SUBTOTAL		14		8154		-0-	1,169,000.00	681,748.06	-0-	
CONTRIBUTED FUNDS, UNITED STATES FISH AND WILDLIFE SERVICE										
FUND RESOURCES:										
UNDISBURSED FUNDS	NO YEAR	14		8216		3,432,039.58	2,373,234.68	1,250,600.29	4,554,673.97	
FUND EQUITIES:										
UNOBLIGATED BALANCE						-2,840,144.46		1,132,821.97	-3,972,966.43	
ACCOUNTS PAYABLE						-138,597.78		-91,814.13	-46,783.65	
UNDELIVERED ORDERS						-453,297.34		81,626.55	-534,923.89	
SUBTOTAL		14		8216		-0-	2,373,234.68	1,250,600.29	-0-	
TOTAL, UNITED STATES FISH AND WILDLIFE SERVICE							1,238,193,646.90	-464,500.00	1,141,000,007.03	
<b>NATIONAL BIOLOGICAL SURVEY</b>										
<b>GENERAL FUND ACCOUNTS</b>										
RESEARCH, INVENTORIES AND SURVEYS, NATIONAL BIOLOGICAL SURVEY										
FUND RESOURCES:										
UNDISBURSED FUNDS	1994-95	14		2701			160,132,000.00	107,516,041.77	52,615,958.23	
	1994						2,690,000.00	2,690,000.00		
ACCOUNTS RECEIVABLE	NO YEAR						1,906,598.08	126,476.12	1,780,121.96	
UNFILLED CUSTOMER ORDERS									10,217,785.94	
FUND EQUITIES:										
UNOBLIGATED BALANCE								24,128,665.88	-24,128,665.88	
ACCOUNTS PAYABLE								8,277,427.73	-8,277,427.73	
UNDELIVERED ORDERS								48,909,703.15	-48,909,703.15	
SUBTOTAL		14		2701		-0-	164,728,598.08	110,332,517.89	-0-	
<b>SPECIAL FUND ACCOUNTS</b>										
RENTS AND CHARGES FOR QUARTERS, NATIONAL BIOLOGICAL SURVEY										
FUND RESOURCES:										
UNDISBURSED FUNDS	NO YEAR	14		5038			82,447.00	4,431.41	78,015.59	
FUND EQUITIES:										
UNOBLIGATED BALANCE								72,221.30	-72,221.30	
ACCOUNTS PAYABLE								75.00	-75.00	
UNDELIVERED ORDERS								5,719.29	-5,719.29	
SUBTOTAL		14		5038		-0-	82,447.00	4,431.41	-0-	
<b>TRUST FUND ACCOUNTS</b>										
DONATIONS AND CONTRIBUTED FUNDS TO THE NATIONAL BIOLOGICAL SURVEY										
FUND RESOURCES:										
UNDISBURSED FUNDS	NO YEAR	14		8356			1,662,722.14	139,327.15	1,523,394.99	

FOOTNOTES AT END OF CHAPTER

APPROPRIATION, OUTLAYS, AND BALANCES - Continued

Appropriation or Fund Account Title	Period of Availability	Account Symbol			Balances beginning of fiscal year	Appropriations and other obligational authority <sup>1</sup>	Transfers borrowings and investments (net) <sup>2</sup>	Outlays (net)	Balances withdrawn and other transactions <sup>3</sup>	Balances end or fiscal year <sup>4</sup>
		Dept Reg	Tr Fm	Account No						
<b>NATIONAL BIOLOGICAL SURVEY-CONTINUED</b>										
<b>TRUST FUND ACCOUNTS-CONTINUED</b>										
DONATIONS AND CONTRIBUTED FUNDS TO THE NATIONAL BIOLOGICAL SURVEY-CONTINUED										
FUND EQUITIES										
UNOBLIGATED BALANCE					-----	-----	-----		\$1,184,794 41	-\$1,184,794 41
ACCOUNTS PAYABLE					-----	-----	-----		157,829 33	-157,829 33
UNDELIVERED ORDERS					-----	-----	-----		180,771 25	-180,771 25
SUBTOTAL	14		8356		-0-	\$1,662,722.14		\$139,327 15	1,523,394 99	-0-
TOTAL, NATIONAL BIOLOGICAL SURVEY					-----	166,473,767 22		110,476,276 45	55,997,490 77	-----
<b>NATIONAL PARK SERVICE</b>										
<b>GENERAL FUND ACCOUNTS</b>										
OPERATION OF THE NATIONAL PARK SYSTEM, NATIONAL PARK SERVICE										
FUND RESOURCES										
UNDISBURSED FUNDS	1994-95	14	1036		-----	25,000,000 00	-----	221,216 02	-----	24,778,783 98
	1994				-----	992,428,750 00	-\$2,456,000 00	826,834,669 14	-----	163,138,080 86
	1990-94				\$213,340 83	-----	-16,063 07	120,091 92	-----	77,185 84
	1993				128,316,492 33	-----	-----	105,213,783 49	-----	23,102,708 84
	1992				23,947,704 70	-----	-----	14,245,485 49	-----	9,702,219 21
	1991				13,416,123 30	-----	-----	3,262,229 29	-----	10,153,894 01
	1990				4,426,494 39	-----	-----	-1,246,600 58	-----	5,673,094 97
	1989				6,067,235 03	-----	2,385 30	4,713,382 71	1,356,237 62	-----
NO YEAR					27,703,979 11	76,962,000 00	-----	71,977,068 70	-----	32,688,910 41
TRANSFER TO: DEPARTMENT OF TRANSPORTATION, FEDERAL HIGHWAY ADMINISTRATION										
	1994	69	14	1036	5	-----	2,456,000 00	660,107 44	-----	1,795,892 56
	1993					1,042,255 02	-----	1,006,001 32	-----	36,253 70
	1992					2,237,971 08	-----	954,900 43	-----	1,283,070 65
	1991					5,290 05	-----	5,457 98	-----	-167 93
	1989					2,385 30	-2,385 30	-----	-----	-----
ACCOUNTS RECEIVABLE					57,309,680 15	-----	-----	-----	45,675,662 62	11,634,017 53
FUND EQUITIES:										
UNOBLIGATED BALANCE					-25,524,457 02	-----	-----	-----	-11,280,849 06	-12,243,607 96
ACCOUNTS PAYABLE					-65,084,071 61	-----	-----	-----	5,977,906 77	-71,061,978 38
UNDELIVERED ORDERS					-174,080,422 66	-----	-----	-----	24,677,935 63	-198,758,358 29
SUBTOTAL	14		1036		-0-	1,094,390,750 00	-16,063 07	1,027,967,793 35	66,406,893 58	-0-
CONSTRUCTION, NATIONAL PARK SERVICE										
FUND RESOURCES:										
UNDISBURSED FUNDS	1993-94	14	1039		898,918 75	-----	-----	599,827 99	-----	299,090 76
NO YEAR					437,471,422 53	203,826,000 00	-23,455,919 50	231,405,201 45	-----	386,436,301 58
TRANSFER TO: TRANSPORTATION, FEDERAL HIGHWAY ADMINISTRATION										
NO YEAR	69	14	1039	5	48,670,226 22	-----	17,483,811 00	13,805,455 95	-----	52,348,581 27
CORPS OF ENGINEERS, CIVIL										
FUNDS HELD OUTSIDE THE TREASURY	NO YEAR	96	14	1039	9,541,531 79	-----	6,000,000 00	4,388,022 69	-----	11,153,509 10
					992,114 55	-----	-27,891 50	-----	-----	964,223 05
ACCOUNTS RECEIVABLE					28,609,106 03	-----	-----	-----	3,135,441 87	25,473,664 16
UNFILLED CUSTOMER ORDERS					16,885,185 42	-----	-----	-----	-11,983,747 97	28,868,933 39
FUND EQUITIES:										
UNOBLIGATED BALANCE					-296,199,179 50	-----	-----	-----	-83,444,159 50	-212,755,020 00
ACCOUNTS PAYABLE					-27,260,700 98	-----	-----	-----	-9,728,049 73	-17,532,651 25
UNDELIVERED ORDERS					-219,608,624 81	-----	-----	-----	55,648,007 25	-275,256,632 06
SUBTOTAL	14		1039		-0-	203,826,000 00	-----	250,198,508 08	-46,372,508 08	-0-
URBAN PARK AND RECREATION FUND, NATIONAL PARK SERVICE										
FUND RESOURCES:										
UNDISBURSED FUNDS	NO YEAR	14	1031		15,854,649 69	5,000,000 00	-----	7,194,676 74	-----	13,659,972 95
ACCOUNTS RECEIVABLE					575,421 93	-----	-----	-----	575,421 93	-----
FUND EQUITIES:										
UNOBLIGATED BALANCE					-1,031,161 77	-----	-----	-----	260,039 32	-1,291,201 09
ACCOUNTS PAYABLE					-284,660 93	-----	-----	-----	-2,745,477 06	-2,745,477 06
UNDELIVERED ORDERS					-15,114,248 92	-----	-----	-----	-----	-12,368,771 86
SUBTOTAL	14		1031		-0-	5,000,000 00	-----	7,194,676 74	-2,194,676 74	-0-

**APPROPRIATION, OUTLAYS, AND BALANCES - Continued**

Appropriation or Fund Account Title	Period of Availability	Account Symbol			Balances beginning of fiscal year	Appropriations and other obligational authority <sup>1</sup>	Transfers borrowings and investments (net) <sup>2</sup>	Outlays (net)	Balances withdrawn and other transactions <sup>3</sup>	Balances end or fiscal year <sup>4</sup>
		Dept. Reg	Fm Tr	Account No.						
<b>JOHN F. KENNEDY CENTER FOR THE PERFORMING ARTS, NATIONAL PARK SERVICE FUND RESOURCES:</b>										
UNDISBURSED FUNDS	1994	14		1038	---	7,932,000.00	---	6,659,237.28	---	1,272,762.72
	1993				2,197,406.87	---	---	1,563,049.69	---	634,357.18
	1992				180,585.52	---	---	97,790.47	---	82,795.05
	1991				254,235.86	---	---	22,903.99	---	231,331.87
	1990				62,373.94	---	---	-42,139.07	---	104,513.01
	1989				69,649.05	---	---	669.83	68,979.22	---
	NO YEAR				34,564,197.62	12,697,000.00	---	13,475,151.55	---	33,786,046.07
					503,177.30	---	---	---	503,177.30	---
ACCOUNTS RECEIVABLE						---	---	---	---	---
FUND EQUITIES:						---	---	---	---	---
UNOBLIGATED BALANCE					-20,855,889.98	---	---	---	4,747,595.23	<sup>13</sup> -25,603,485.21
ACCOUNTS PAYABLE					-977,532.89	---	---	---	424,576.68	-1,402,109.57
UNDELIVERED ORDERS					-15,998,203.29	---	---	---	-6,891,992.17	-9,106,211.12
	SUBTOTAL	14		1038	-0-	20,629,000.00	---	21,776,663.74	-1,147,663.74	-0-
<b>NATIONAL RECREATION AND PRESERVATION, NATIONAL PARK SERVICE FUND RESOURCES:</b>										
UNDISBURSED FUNDS	1994	14		1042	---	42,585,000.00	---	25,814,586.56	---	16,770,413.44
	1993				5,991,737.56	---	---	4,227,275.84	---	1,764,461.72
	1992				1,707,747.37	---	---	768,116.27	---	939,631.10
	1991				551,352.24	---	---	89,647.64	---	461,704.60
	1990				403,704.79	---	---	48,571.76	---	355,133.03
	1989				773,627.10	---	---	16,287.04	757,340.06	---
					87,722.01	---	---	---	37,722.01	50,000.00
ACCOUNTS RECEIVABLE						---	---	---	---	---
FUND EQUITIES:						---	---	---	---	---
UNOBLIGATED BALANCE					-1,206,429.59	---	---	---	1,787,858.96	-2,994,288.55
ACCOUNTS PAYABLE					-1,447,761.05	---	---	---	-45,931.06	-1,401,829.99
UNDELIVERED ORDERS					-6,861,700.43	---	---	---	9,083,524.92	-15,945,225.35
	SUBTOTAL	14		1042	-0-	42,585,000.00	---	30,964,485.11	11,620,514.89	-0-
<b>ILLINOIS AND MICHIGAN CANAL NATIONAL HERITAGE CORRIDOR COMMISSION, NATIONAL PARK SERVICE FUND RESOURCES:</b>										
UNDISBURSED FUNDS	1994	14		1043	---	250,000.00	---	225,454.13	---	24,545.87
	1993				42,729.84	---	---	35,163.29	---	7,566.55
	1992				4,238.94	---	---	---	---	4,238.94
	1991				85,112.15	---	---	56,481.86	---	28,630.29
	1990				9,108.96	---	---	-29.50	---	9,138.46
	1989				81,755.80	---	---	-7,198.14	88,953.94	---
					7,999.57	---	---	---	7,999.57	---
ACCOUNTS RECEIVABLE						---	---	---	---	---
FUND EQUITIES:						---	---	---	---	---
UNOBLIGATED BALANCE					-96,200.85	---	---	---	-68,777.15	-27,423.70
ACCOUNTS PAYABLE					-7,007.06	---	---	---	190.29	-7,197.35
UNDELIVERED ORDERS					-127,737.35	---	---	---	-88,238.29	-39,499.06
	SUBTOTAL	14		1043	-0-	250,000.00	---	309,871.64	-59,871.64	-0-
<b>HISTORIC PRESERVATION FUND, NATIONAL PARK SERVICE FUND RESOURCES:</b>										
UNDISBURSED FUNDS	1993-94	14		1046	5,000,000.00	---	---	1,626,671.48	---	3,373,328.52
	NO YEAR				159,176.81	13,445,000.00	---	158,819.51	---	13,445,357.30
FUND EQUITIES:						---	---	---	---	---
UNOBLIGATED BALANCE					-4,300,000.00	---	---	---	4,145,257.10	-8,445,257.10
UNDELIVERED ORDERS					-859,176.81	---	---	---	7,514,251.91	-8,373,428.72
	SUBTOTAL	14		1046	-0-	13,445,000.00	---	1,785,490.99	11,659,509.01	-0-
<b>SPECIAL FUND ACCOUNTS</b>										
<b>LAND ACQUISITION AND STATE ASSISTANCE, NATIONAL PARK SERVICE FUND RESOURCES:</b>										
UNDISBURSED FUNDS	NO YEAR	14		5035	185,985,107.61	100,224,000.00	12,976.46	96,303,969.47	---	189,918,114.60
TRANSFER TO						---	---	---	---	---
TRANSPORTATION, FEDERAL HIGHWAY ADMINISTRATION	NO YEAR	69	14	5035	12,976.46	---	-12,976.46	---	---	---
ACCOUNTS RECEIVABLE					601,055.94	---	---	---	601,055.94	---
FUND EQUITIES:						---	---	---	---	---
UNOBLIGATED BALANCE					-90,161,039.37	---	---	---	556,438.39	-90,717,477.76
ACCOUNTS PAYABLE					-3,930,700.21	---	---	---	-1,434,720.20	-2,495,980.01
UNDELIVERED ORDERS					-92,507,400.43	---	---	---	4,197,256.40	-96,704,656.83
	SUBTOTAL	14		5035	-0-	100,224,000.00	---	96,303,969.47	3,920,030.53	-0-

FOOTNOTES AT END OF CHAPTER

APPROPRIATION, OUTLAYS, AND BALANCES - Continued

Appropriation or Fund Account		Account Symbol		Balances beginning of fiscal year	Appropriations and other obligational authority <sup>1</sup>	Transfers borrowings and investments (net) <sup>2</sup>	Outlays (net)	Balances withdrawn and other transactions <sup>3</sup>	Balances end or fiscal year <sup>4</sup>
Title	Period of Availability	Dept Reg	Account No						
<b>NATIONAL PARK SERVICE-CONTINUED</b>									
<b>SPECIAL FUND ACCOUNTS-CONTINUED</b>									
DELAWARE WATER GAP ROUTE 209 OPERATIONS,									
NATIONAL PARK SERVICE									
FUND RESOURCES									
UNDISBURSED FUNDS	NO YEAR	14	5076	\$159,487 77	-----	-----	\$126,404 74	-----	\$33,083 03
ACCOUNTS RECEIVABLE				8,609 33	-----	-----	-----	\$8,609 33	-----
FUND EQUITIES									
UNOBLIGATED BALANCE				-124,159 64	-----	-----	-----	-96,792 26	-27,367 38
ACCOUNTS PAYABLE				-5,290 49	-----	-----	-----	-----	-5,290 49
UNDELIVERED ORDERS				-38,646 97	-----	-----	-----	-38,221 81	-425 16
SUBTOTAL		14	5076	-0-	-----	-----	126,404 74	-126,404 74	-0-
VISITOR FACILITIES FUND, NATIONAL									
PARK SERVICE									
FUND RESOURCES									
UNDISBURSED FUNDS	1985-89	14	5078	217,244 79	-----	-----	104,182 87	113,061 92	-----
	1984-89			195,658 88	-----	-----	-----	195,658 88	-----
FUND EQUITIES									
UNOBLIGATED BALANCE				-308,720 80	-----	-----	-----	-308,720 80	-----
ACCOUNTS PAYABLE				-104,182 87	-----	-----	-----	-104,182 87	-----
SUBTOTAL		14	5078	-0-	-----	-----	104,182 87	-104,182 87	-0-
HISTORIC PRESERVATION FUND, NATIONAL									
PARK SERVICE									
FUND RESOURCES									
UNDISBURSED FUNDS	1994-95	14	5140	-----	\$40,000,000 00	-----	20,702,449 69	-----	19,297,550 31
	1993-94			17,001,714 25	-----	-----	12,325,405 61	-----	4,676,308 64
	1992-93			4,347,487 37	-----	-----	4,022,176 16	-----	325,311 21
	1991-92			316,212 28	-----	-----	214,941 34	-----	101,270 94
	1990-91			316,672 31	-----	-----	-337 48	-----	317,009 79
	1989-90			133,452 08	-----	-----	-----	-----	133,452 08
	1988-89			144,436 54	-----	-----	-----	144,436 54	-----
	NO YEAR			375,084 42	-----	-----	51,493 26	-----	323,591 16
ACCOUNTS RECEIVABLE				188,807 03	-----	-----	-----	124,403 13	64,403 90
FUND EQUITIES									
UNOBLIGATED BALANCE				-1,972,799 20	-----	-----	-----	-282,201 50	-1,690,597 70
ACCOUNTS PAYABLE				-30 00	-----	-----	-----	4,040 20	-4,070 20
UNDELIVERED ORDERS				-20,851,037 08	-----	-----	-----	2,693,193 05	-23,544,230 13
SUBTOTAL		14	5140	-0-	40,000,000 00	-----	37,316,128 58	2,683,871 42	-0-
EDUCATIONAL EXPENSES, CHILDREN OF									
EMPLOYEES, YELLOWSTONE NATIONAL PARK,									
NATIONAL PARK SERVICE									
FUND RESOURCES									
UNDISBURSED FUNDS	NO YEAR	14	5663	914,253 64	718,700 00	-----	686,260 24	-----	946,693 40
FUND EQUITIES									
UNOBLIGATED BALANCE				-816,340 56	-----	-----	-----	-29,099 09	-787,241 47
ACCOUNTS PAYABLE				-8,077 98	-----	-----	-----	146,757 31	-154,835 29
UNDELIVERED ORDERS				-89,835 10	-----	-----	-----	-85,218 46	-4,616 64
SUBTOTAL		14	5663	-0-	718,700 00	-----	686,260 24	32,439 76	-0-
PAYMENT FOR TAX LOSSES ON LAND									
ACQUIRED FOR GRAND TETON NATIONAL									
PARK, NATIONAL PARK SERVICE									
FUND RESOURCES									
UNDISBURSED FUNDS	NO YEAR	14	5666	52,147 95	20,000 00	-----	29,542 23	-----	42,605 72
FUND EQUITIES									
UNOBLIGATED BALANCE				-52,147 95	-----	-----	-----	-9,542 23	-42,605 72
SUBTOTAL		14	5666	-0-	20,000 00	-----	29,542 23	-9,542 23	-0-
OPERATION AND MAINTENANCE OF QUARTERS,									
NATIONAL PARK SERVICE									
FUND RESOURCES:									
UNDISBURSED FUNDS	NO YEAR	14	5049	7,380,442 14	10,736,143 66	-----	9,214,603 10	-----	8,901,982 70
ACCOUNTS RECEIVABLE				1,412,939 54	-----	-----	-----	1,412,939 54	-----
FUND EQUITIES:									
UNOBLIGATED BALANCE				-6,491,960 89	-----	-----	-----	355,904 19	-6,847,865 08
ACCOUNTS PAYABLE				-1,375,528 99	-----	-----	-----	-427,469 30	-948,059 69
UNDELIVERED ORDERS				-925,891 80	-----	-----	-----	180,166 13	-1,106,057 93
SUBTOTAL		14	5049	-0-	10,736,143 66	-----	9,214,603 10	1,521,540 56	-0-

**APPROPRIATION, OUTLAYS, AND BALANCES - Continued**

Appropriation or Fund Account		Account Symbol			Balances beginning of fiscal year	Appropriations and other obligational authority <sup>1</sup>	Transfers borrowings and investments (net) <sup>2</sup>	Outlays (net)	Balances withdrawn and other transactions <sup>3</sup>	Balances end or fiscal year <sup>4</sup>
Title	Period of Availability	Dept. Reg	Account No.	Sub No.						
FEE COLLECTION SUPPORT, NATIONAL PARK SYSTEM, NATIONAL PARK SERVICE										
FUND RESOURCES:										
UNDISBURSED FUNDS	NO YEAR	14	5057		-----	11,353,000.00	-----	9,134,327.49	-----	2,218,672.51
FUND EQUITIES:										
UNOBLIGATED BALANCE					-----	-----	-----	-----	-502,187.51	502,187.51
ACCOUNTS PAYABLE					-----	-----	-----	-----	1,367,900.03	-1,367,900.03
UNDELIVERED ORDERS					-----	-----	-----	-----	1,352,959.99	-1,352,959.99
SUBTOTAL	14		5057		-0-	11,353,000.00		9,134,327.49	2,218,672.51	-0-
OPERATION, MANAGEMENT, MAINTENANCE, AND DEMOLITION OF FEDERALLY ACQUIRED PROPERTIES, INDEPENDENCE NATIONAL HISTORICAL PARK, NATIONAL PARK SERVICE										
FUND RESOURCES:										
UNDISBURSED FUNDS	NO YEAR	14	5667		105,373.58	3,200.00	-----	581.68	-----	107,991.90
FUND EQUITIES:										
UNOBLIGATED BALANCE					-105,373.58	-----	-----	-----	-37,281.60	-68,091.98
UNDELIVERED ORDERS					-----	-----	-----	-----	39,899.92	-39,899.92
SUBTOTAL	14		5667		-0-	3,200.00		581.68	2,618.32	-0-
<b>INTRAGOVERNMENTAL FUNDS</b>										
CONSOLIDATED WORKING FUND, INTERIOR, NATIONAL PARK SERVICE										
FUND RESOURCES:										
UNDISBURSED FUNDS	NO YEAR	14	3910		358,636.61	-----	-----	79,794.79	-----	278,841.82
FUND EQUITIES:										
ACCOUNTS PAYABLE					-358,636.61	-----	-----	-----	-79,794.79	-278,841.82
SUBTOTAL	14		3910		-0-	-----		79,794.79	-79,794.79	-0-
<b>TRUST FUND ACCOUNTS</b>										
DONATIONS, NATIONAL PARK SERVICE										
FUND RESOURCES:										
UNDISBURSED FUNDS	NO YEAR	14	8037		13,584,060.35	9,225,115.77	-----	8,171,521.70	-----	14,637,654.42
ACCOUNTS RECEIVABLE					811,227.56	-----	-----	-----	811,227.56	-----
FUND EQUITIES:										
UNOBLIGATED BALANCE					-9,527,207.11	-----	-----	-----	2,106,881.41	-11,634,088.52
ACCOUNTS PAYABLE					-555,633.75	-----	-----	-----	-266,686.53	-288,947.22
UNDELIVERED ORDERS					-4,312,447.05	-----	-----	-----	-1,597,828.37	-2,714,618.68
SUBTOTAL	14		8037		-0-	9,225,115.77		8,171,521.70	1,053,594.07	-0-
PRESERVATION, BIRTHPLACE OF ABRAHAM LINCOLN, NATIONAL PARK SERVICE										
FUND RESOURCES:										
UNDISBURSED FUNDS	NO YEAR	14	8052		66,857.65	7,637.50	-----	15,320.74	-----	59,174.41
INVESTMENTS IN PUBLIC DEBT SECURITIES					65,000.00	-----	-----	-----	-----	65,000.00
ACCOUNTS RECEIVABLE					954.67	-----	-----	-----	954.67	-----
FUND EQUITIES:										
UNOBLIGATED BALANCE					-118,442.80	-----	-----	-----	5,731.61	-124,174.41
ACCOUNTS PAYABLE					-919.52	-----	-----	-----	-919.52	-----
UNDELIVERED ORDERS					-13,450.00	-----	-----	-----	-13,450.00	-----
SUBTOTAL	14		8052		-0-	7,637.50		15,320.74	-7,683.24	-0-
CONSTRUCTION (TRUST FUND), NATIONAL PARK SERVICE										
FUND RESOURCES:										
UNDISBURSED FUNDS	NO YEAR	14	8215		-1,501,802.08	26,100,000.00	-\$11,100,000.00	694,700.53	-----	12,803,497.39
TRANSFER TO										
TRANSPORTATION, FEDERAL HIGHWAY ADMINISTRATION	NO YEAR	69	14 8215	5	3,034,187.78	-----	11,100,000.00	-----	-----	2,485,548.41
UNFUNDED CONTRACT AUTHORITY	NO YEAR	14	8215		67,120,000.00	14,459,000.00	-----	-----	-----	21,220,000.00
ACCOUNTS RECEIVABLE					23,245.89	-----	-----	-----	23,245.89	-----
FUND EQUITIES:										
UNOBLIGATED BALANCE					-53,569,687.21	-----	-----	-----	-30,162,145.15	-23,407,542.06
ACCOUNTS PAYABLE					-19,988.93	-----	-----	-----	196,601.72	-216,590.65
UNDELIVERED ORDERS					-15,085,955.45	-----	-----	-----	-2,201,042.36	-12,884,913.09
SUBTOTAL	14		8215		-0-	-19,800,000.00		12,343,339.90	-32,143,339.90	-0-
TOTAL, NATIONAL PARK SERVICE					-----	1,532,613,546.93	-16,063.07	1,513,723,467.18	18,874,016.68	-----
TOTAL, FISH AND WILDLIFE AND PARKS					-----	2,937,280,961.05	-480,563.07	2,765,199,750.66	171,600,647.32	-----

FOOTNOTES AT END OF CHAPTER

APPROPRIATION, OUTLAYS, AND BALANCES - Continued

Appropriation or Fund Account		Account Symbol			Balances beginning of fiscal year	Appropriations and other obligational authority <sup>1</sup>	Transfers borrowings and investments (net) <sup>2</sup>	Outlays (net)	Balances withdrawn and other transactions <sup>3</sup>	Balances end of fiscal year <sup>4</sup>
Title	Period of Availability	Dept. Reg	Tr. Fm	Account No						
<b>INDIAN AFFAIRS</b>										
<b>BUREAU OF INDIAN AFFAIRS</b>										
<b>GENERAL FUND ACCOUNTS</b>										
OPERATION OF INDIAN PROGRAMS, BUREAU OF INDIAN AFFAIRS FUND RESOURCES										
UNDISBURSED FUNDS	1994-95	14		2100		\$385,617,082 00		\$135,810,110 82		\$249,806,971 18
	1993-95					\$3,878,000 00		1,303,717 25		2,574,282 75
	1994						1,050,885,924 00	858,086,384 28		192,799,539 72
	1993-94					229,028,897 57	-19,000 00	218,259,879 20		10,750,018 37
	1993					181,874,552 25		155,315,597 64	\$10,027 30	26,548,927 31
	1992-93					10,104,074 39		4,585,752 44		5,518,321 95
	1992					11,698,266 06		-5,470,974 90		17,169,240 96
	1991-92					1,108,438 74		-1,536,600 00		2,645,038 74
	1991					15,572,282 13		4,838,374 06	\$111,799 71	10,622,108 36
	1990-91					4,534,113 31		205,088 27		4,329,025 04
	1990					42,955,855 07		1,167,350 29		41,788,504 78
	1989-90					-1,235,998 53		-2,297,256 72		1,061,258 19
	1989					18,122,653 95		217,849 98	17,904,803 97	
	1988-89					1,280,735 27		886,377 94	394,357 33	
	NO YEAR					36,822,104 00	\$55,331,021 30	58,252,292 26		33,900,833 04
ACCOUNTS RECEIVABLE						49,262,118 45			20,405,350 21	28,856,768 24
UNFILLED CUSTOMER ORDERS						15,492,411 44			-4,353,981 45	19,846,392 89
FUND EQUITIES										
UNOBLIGATED BALANCE						-255,269,742 87			6,101,659 52	-261,371,402 39
ACCOUNTS PAYABLE						-28,326,337 41			-1,757,822 89	-26,568,514 52
UNDELIVERED ORDERS						-336,902,423 82			23,374,890 79	-360,277,314 61
	SUBTOTAL	14		2100		-0-	1,491,815,027 30	1,429,623,942 81	62,191,084 49	-0-
WHITE EARTH ECONOMIC DEVELOPMENT AND TRIBAL GOVERNMENT FUND, BUREAU OF INDIAN AFFAIRS FUND RESOURCES										
UNDISBURSED FUNDS	NO YEAR	14		2204		34,729 55	7,370,389 38	7,375,133 58		29,985 35
ACCOUNTS RECEIVABLE						60,690 32			58,473 42	2,216 90
FUND EQUITIES										
UNOBLIGATED BALANCE						-60,301 56			-58,012 02	-2,289 54
ACCOUNTS PAYABLE									234 31	-234 31
UNDELIVERED ORDERS						-35,118 31			-5,439 91	-29,678 40
	SUBTOTAL	14		2204		-0-	7,370,389 38	7,375,133 58	-4,744 20	-0-
CONSTRUCTION, BUREAU OF INDIAN AFFAIRS FUND RESOURCES										
UNDISBURSED FUNDS	NO YEAR	14		2301		246,597,499 92	179,342,000 00	-330,426,195 21	113,279,416 42	282,233,888 29
TRANSFER TO:										
BUREAU OF RECLAMATION	NO YEAR	14	14	2301	6	15,729,861 44		30,400,400 00		14,781,023 97
CORPS OF ENGINEERS, CIVIL	NO YEAR	96	14	2301		5,100 00				5,100 00
FUNDS HELD OUTSIDE THE TREASURY						208,060 64		25,795 21		233,855 85
ACCOUNTS RECEIVABLE						-1,957,811 79				261,238 46
UNFILLED CUSTOMER ORDERS						18,836,964 78			-2,219,050 25	9,534,777 14
FUND EQUITIES										
UNOBLIGATED BALANCE						-145,734,105 56			13,911,430 79	-159,645,536 35
ACCOUNTS PAYABLE						-3,985,549 36			-174,895 52	-3,810,653 84
UNDELIVERED ORDERS						-129,700,020 07			13,893,673 45	-143,593,693 52
	SUBTOTAL	14		2301		-0-	179,342,000 00	144,628,653 89	34,713,346 11	-0-
MISCELLANEOUS PAYMENT TO INDIANS, BUREAU OF INDIAN AFFAIRS FUND RESOURCES										
UNDISBURSED FUNDS	NO YEAR	14		2303		5,893,613 98	103,259,000 00	101,087,959 66		8,064,654 32
ACCOUNTS RECEIVABLE						2,849 97			516 61	2,333 36
FUND EQUITIES										
UNOBLIGATED BALANCE						-5,578,371 37			2,304,434 63	-7,882,806 00
ACCOUNTS PAYABLE						-33,189 62			6,145 13	-39,334 75
UNDELIVERED ORDERS						-284,902 96			-140,056 03	-144,846 93
	SUBTOTAL	14		2303		-0-	103,259,000 00	101,087,959 66	2,171,040 34	-0-
PAYMENT TO TRIBAL ECONOMIC RECOVERY FUNDS, BUREAU OF INDIAN AFFAIRS FUND RESOURCES										
UNDISBURSED FUNDS	NO YEAR	14		2305			76,600,000 00			

**APPROPRIATION, OUTLAYS, AND BALANCES - Continued**

Appropriation or Fund Account		Account Symbol			Balances beginning of fiscal year	Appropriations and other obligational authority <sup>1</sup>	Transfers borrowings and investments (net) <sup>2</sup>	Outlays (net)	Balances withdrawn and other transactions <sup>3</sup>	Balances end or fiscal year <sup>4</sup>
Title	Period of Availability	Dept Reg	Account No.	Sub No.						
<b>PAYMENT TO THE NAVAJO REHABILITATION TRUST FUND, BUREAU OF INDIAN AFFAIRS</b>										
<b>FUND RESOURCES:</b>										
UNDISBURSED FUNDS	NO YEAR	14	2368		11,699,880.00	2,466,000.00		2,466,000.00	-2,466,000.00	14,165,880.00
ACCOUNTS RECEIVABLE										
<b>FUND EQUITIES:</b>										
ACCOUNTS PAYABLE					-11,699,880.00				2,466,000.00	-14,165,880.00
ACCOUNTS PAYABLE					-0-			2,466,000.00		-0-
<b>SUBTOTAL</b>		14	2368							
<b>TECHNICAL ASSISTANCE OF INDIAN ENTERPRISES, BUREAU OF INDIAN AFFAIRS</b>										
<b>FUND RESOURCES:</b>										
UNDISBURSED FUNDS	1994	14	2369		1,074,934.06	1,970,000.00		448,800.69		1,521,199.31
	1993				215,275.18			654,686.99		420,247.07
	1992							26,680.00		188,595.18
<b>FUND EQUITIES:</b>										
UNOBLIGATED BALANCE					-201,377.96				317,365.15	-518,743.11
ACCOUNTS PAYABLE					-6,503.67				9,931.86	-16,435.53
UNDELIVERED ORDERS					-1,082,327.61				512,535.31	-1,594,862.92
<b>SUBTOTAL</b>		14	2369		-0-	1,970,000.00		1,130,167.68	839,832.32	-0-
<b>CLAIMS AND TREATY OBLIGATIONS, BUREAU OF INDIAN AFFAIRS (INDEFINITE)</b>										
<b>FUND RESOURCES:</b>										
UNDISBURSED FUNDS	NO YEAR	14	2623		1,979,714.89	-1,901,916.49		99,000.00		6-21,201.60
ACCOUNTS RECEIVABLE					21,201.60					21,201.60
<b>FUND EQUITIES:</b>										
UNOBLIGATED BALANCE					-1,998,216.49				-1,998,216.49	
UNDELIVERED ORDERS					-2,700.00				-2,700.00	
<b>SUBTOTAL</b>		14	2623		-0-	-1,901,916.49		99,000.00	-2,000,916.49	-0-
<b>INDIAN GUARANTEED LOAN PROGRAM ACCOUNT, BUREAU OF INDIAN AFFAIRS</b>										
<b>FUND RESOURCES:</b>										
UNDISBURSED FUNDS	1994	14	2628		8,121,871.91	9,690,000.00		1,585,997.33		8,104,002.67
	1993				5,542,789.72			915,568.58		7,206,303.33
	1992				264.60			163,248.59		5,379,541.13
ACCOUNTS RECEIVABLE									46.10	218.50
<b>FUND EQUITIES:</b>										
UNOBLIGATED BALANCE					-5,616,102.56				2,315,286.25	-7,931,388.81
ACCOUNTS PAYABLE					-40,505.55				-626.53	-39,879.02
UNDELIVERED ORDERS					-8,008,318.12				4,710,479.68	-12,718,797.80
<b>SUBTOTAL</b>		14	2628		-0-	9,690,000.00		2,664,814.50	7,025,185.50	-0-
<b>INDIAN DIRECT LOAN PROGRAM ACCOUNT, BUREAU OF INDIAN AFFAIRS</b>										
<b>FUND RESOURCES:</b>										
UNDISBURSED FUNDS	1994	14	2627		48,485.36	2,484,000.00		2,157,029.25		326,970.75
	1993				1,109,902.80			48,112.60		372.76
	1992				2,317.15			158,547.14		951,355.66
ACCOUNTS RECEIVABLE									1,266.86	1,050.29
<b>FUND EQUITIES:</b>										
UNOBLIGATED BALANCE					-389,643.21				261,847.75	-651,490.96
ACCOUNTS PAYABLE					-48,112.60				17,010.40	-65,123.00
UNDELIVERED ORDERS					-722,949.50				-159,814.00	-563,135.50
<b>SUBTOTAL</b>		14	2627		-0-	2,484,000.00		2,363,688.99	120,311.01	-0-
<b>SPECIAL FUND ACCOUNTS</b>										
<b>OPERATION AND MAINTENANCE OF QUARTERS, BUREAU OF INDIAN AFFAIRS</b>										
<b>FUND RESOURCES:</b>										
UNDISBURSED FUNDS	NO YEAR	14	5051		2,893,093.98	6,106,259.33		4,929,801.75		4,069,551.56
ACCOUNTS RECEIVABLE					2,293.59				-306.03	2,599.62
<b>FUND EQUITIES:</b>										
UNOBLIGATED BALANCE					-1,829,713.23				846,534.50	-2,676,247.73
ACCOUNTS PAYABLE					-175,876.30				127,880.93	-303,757.23
UNDELIVERED ORDERS					-889,798.04				202,348.18	-1,092,146.22
<b>SUBTOTAL</b>		14	5051		-0-	6,106,259.33		4,929,801.75	1,176,457.58	-0-
<b>INDIAN ARTS AND CRAFTS FUND, BUREAU OF INDIAN AFFAIRS</b>										
<b>FUND RESOURCES:</b>										
UNDISBURSED FUNDS	NO YEAR	14	5130		23,791.46					23,791.46
<b>FUND EQUITIES:</b>										
UNOBLIGATED BALANCE					-23,791.46					-23,791.46
<b>SUBTOTAL</b>		14	5130		-0-					-0-

FOOTNOTES AT END OF CHAPTER



**APPROPRIATION, OUTLAYS, AND BALANCES - Continued**

Appropriation or Fund Account		Account Symbol			Balances beginning of fiscal year	Appropriations and other obligational authority <sup>1</sup>	Transfers borrowings and investments (net) <sup>2</sup>	Outlays (net)	Balances withdrawn and other transactions <sup>3</sup>	Balances end of fiscal year <sup>4</sup>
Title	Period of Availability	Dept Reg	Tr Fm	Account No						
<b>INDIAN AFFAIRS-CONTINUED</b>										
<b>BUREAU OF INDIAN AFFAIRS-CONTINUED</b>										
<b>SPECIAL FUND ACCOUNTS-CONTINUED</b>										
TRIBAL ECONOMIC RECOVERY FUNDS, BUREAU OF INDIAN AFFAIRS										
FUND RESOURCES										
UNDISBURSED FUNDS	NO YEAR	14		5197	\$55,048,862.29	\$86,209,364.35	-\$57,925,867.92	-\$351,838.22		\$83,684,196.94
UNREALIZED DISCOUNT ON INVESTMENTS							-1,362,132.08			-1,362,132.08
INVESTMENT IN PUBLIC DEBT SECURITIES					21,300,000.00		59,288,000.00			80,588,000.00
FUND EQUITIES										
UNOBLIGATED BALANCE					-76,348,862.29				\$86,561,202.57	-162,910,064.86
	SUBTOTAL	14		5197	-0-	86,209,364.35		-351,838.22	86,561,202.57	-0-
OPERATION AND MAINTENANCE, INDIAN IRRIGATION SYSTEMS, BUREAU OF INDIAN AFFAIRS (T) <sup>16</sup>										
FUND RESOURCES										
UNDISBURSED FUNDS	NO YEAR	14		5240	9,192,471.72	26,977,661.71	2,331,060.70	29,324,688.75		9,176,505.38
UNREALIZED DISCOUNT ON INVESTMENTS							-179,060.70			-179,060.70
INVESTMENTS IN PUBLIC DEBT SECURITIES					15,214,000.00		-2,152,000.00			13,062,000.00
ACCOUNTS RECEIVABLE					22,075.51					24,835.96
FUND EQUITIES										
UNOBLIGATED BALANCE					-20,322,169.25				-1,281,984.97	-19,040,184.28
ACCOUNTS PAYABLE					-899,957.68				-121,693.78	-578,263.90
UNDELIVERED ORDERS					-3,406,420.30				-940,587.84	-2,465,832.46
	SUBTOTAL	14		5240	-0-	26,977,661.71		29,324,688.75	-2,347,027.04	-0-
ALASKA RESUPPLY PROGRAM, BUREAU OF INDIAN AFFAIRS										
FUND RESOURCES										
UNDISBURSED FUNDS	NO YEAR	14		5242	7,444,970.18	192,663,233.07		3,763,154.98		6,345,048.27
ACCOUNTS RECEIVABLE					105,006.76				103,101.19	1,905.57
FUND EQUITIES										
UNOBLIGATED BALANCE					-3,334,841.34				-321,258.15	-3,013,583.19
ACCOUNTS PAYABLE					-7,659.27				3,894.16	-11,553.43
UNDELIVERED ORDERS					-4,207,476.33				-885,659.11	-3,321,817.22
	SUBTOTAL	14		5242	-0-	2,663,233.07		3,763,154.98	-1,099,921.91	-0-
POWER SYSTEMS, INDIAN IRRIGATION PROJECTS, BUREAU OF INDIAN AFFAIRS										
FUND RESOURCES										
UNDISBURSED FUNDS	NO YEAR	14		5648	8,505,306.22	42,687,392.23	4,574,732.50	34,387,118.41		21,380,312.54
UNREALIZED DISCOUNT ON INVESTMENTS							-24,732.50			-24,732.50
INVESTMENTS IN PUBLIC DEBT SECURITIES					19,076,000.00		-4,550,000.00			14,526,000.00
ACCOUNTS RECEIVABLE					1,465,447.08				1,454,453.41	10,993.67
FUND EQUITIES										
UNOBLIGATED BALANCE					-22,162,773.41				3,925,939.42	-26,088,712.83
ACCOUNTS PAYABLE					-1,554,034.82				-1,295,017.03	-259,017.79
UNDELIVERED ORDERS					-5,329,945.07				4,214,898.02	-9,544,843.09
	SUBTOTAL	14		5648	-0-	42,687,392.23		34,387,118.41	8,300,273.82	-0-
<b>PUBLIC ENTERPRISE FUNDS</b>										
REVOLVING FUND FOR LOANS, LIQUIDATING ACCOUNT, BUREAU OF INDIAN AFFAIRS										
FUND RESOURCES										
UNDISBURSED FUNDS	NO YEAR	14		4409	189,078.65			-2,897,973.76		3,087,052.41
FUND EQUITIES										
UNOBLIGATED BALANCE					-10,000.00				2,899,500.79	-2,909,500.79
UNDELIVERED ORDERS					-179,078.65				-1,527.03	-177,551.62
	SUBTOTAL	14		4409	-0-			-2,897,973.76	2,897,973.76	-0-
INDIAN LOAN GUARANTY AND INSURANCE FUND, LIQUIDATING ACCOUNT, BUREAU OF INDIAN AFFAIRS										
FUND RESOURCES										
UNDISBURSED FUNDS	NO YEAR	14		4410	4,455,210.89	11,000,000.00		-2,000,666.29		17,455,877.18
ACCOUNTS RECEIVABLE					442,588.48				306,133.00	136,455.48
FUND EQUITIES										
UNOBLIGATED BALANCE					-30,455.47				13,787,476.25	-13,787,476.25
ACCOUNTS PAYABLE					-4,867,343.90				-29,711.06	-744.41
UNDELIVERED ORDERS									-1,063,231.90	-3,804,112.00
	SUBTOTAL	14		4410	-0-	11,000,000.00		-2,000,666.29	13,000,666.29	-0-

**APPROPRIATION, OUTLAYS, AND BALANCES - Continued**

Appropriation or Fund Account Title	Period of Availability	Account Symbol			Balances beginning of fiscal year	Appropriations and other obligational authority <sup>1</sup>	Transfers borrowings and investments (net) <sup>2</sup>	Outlays (net)	Balances withdrawn and other transactions <sup>3</sup>	Balances end or fiscal year <sup>4</sup>
		Dept. Reg.	Tr. Fm.	Account No.						
<b>TRUST FUND ACCOUNTS</b>										
BEQUEST OF GEORGE C. EDGETER, RELIEF OF INDIGENT AMERICAN INDIANS, BUREAU OF INDIAN AFFAIRS										
FUND RESOURCES										
UNDISBURSED FUNDS	NO YEAR	14		8060	140,396.99	6,013.41	-----	-----	-----	146,410.40
FUND EQUITIES:										
UNOBLIGATED BALANCE					-140,396.99	-----	-----	6,013.41	-----	-146,410.40
SUBTOTAL					-0-	6,013.41	-----	6,013.41	-----	-0-
NORTHERN CHEYENNE INDIAN RESERVED WATER RIGHTS SETTLEMENT TRUST FUND										
FUND RESOURCES										
UNDISBURSED FUNDS	NO YEAR	14		8327	-----	1,429,568.54	-----	71,985.23	-----	1,357,583.31
FUND EQUITIES:										
UNOBLIGATED BALANCE					-----	-----	-----	1,357,583.31	-----	-1,357,583.31
SUBTOTAL					-0-	1,429,568.54	-----	71,985.23	1,357,583.31	-0-
INDIAN TRIBAL FUNDS, BUREAU OF INDIAN AFFAIRS										
FUND RESOURCES										
UNDISBURSED FUNDS	NO YEAR	14		8365	1,406,346,786.62	361,347,019.47	-46,874,703.21	274,565,295.64	-----	1,446,253,807.24
UNREALIZED DISCOUNT ON INVESTMENTS					160,367.67	-----	-1,027,296.79	-----	-----	-866,929.12
INVESTMENTS IN PUBLIC DEBT SECURITIES					160,593,000.00	-----	47,902,000.00	-----	-----	208,495,000.00
ACCOUNTS RECEIVABLE					9,650.92	-----	-----	-----	9,650.92	-----
FUND EQUITIES:										
UNOBLIGATED BALANCE					-1,567,106,915.79	-----	-----	-----	86,774,962.33	-1,653,881,878.12
UNDELIVERED ORDERS					-2,889.42	-----	-----	-----	-2,889.42	-----
SUBTOTAL					-0-	361,347,019.47	-----	274,565,295.64	86,781,723.83	-0-
COOPERATIVE FUND (PAPAGO), BUREAU OF INDIAN AFFAIRS										
FUND RESOURCES										
UNDISBURSED FUNDS	NO YEAR	14		8366	13,727.83	1,883,266.49	-1,885,481.25	-1,713.99	-----	13,227.06
UNREALIZED DISCOUNT ON INVESTMENTS					-31,699.21	-----	-64,518.75	-----	-----	-96,217.96
INVESTMENTS IN PUBLIC DEBT SECURITIES					23,814,000.00	-----	1,950,000.00	-----	-----	25,764,000.00
FUND EQUITIES:										
UNOBLIGATED BALANCE					-23,796,028.62	-----	-----	-----	1,884,980.48	-25,681,009.10
SUBTOTAL					-0-	1,883,266.49	-----	-1,713.99	1,884,980.48	-0-
NAVAJO REHABILITATION TRUST FUND, BUREAU OF INDIAN AFFAIRS										
FUND RESOURCES										
UNDISBURSED FUNDS	NO YEAR	14		8368	7,737,501.78	131,045.03	-----	1,911,225.24	-----	5,957,321.57
FUND EQUITIES:										
UNOBLIGATED BALANCE					-7,737,501.78	-----	-----	-----	-1,780,180.21	-5,957,321.57
SUBTOTAL					-0-	131,045.03	-----	1,911,225.24	-1,780,180.21	-0-
FUNDS CONTRIBUTED FOR THE ADVANCEMENT OF THE INDIAN RACE, BUREAU OF INDIAN AFFAIRS										
FUND RESOURCES										
UNDISBURSED FUNDS	NO YEAR	14		8563	513,978.44	30,399.39	-----	-9,623.79	-----	554,001.62
UNREALIZED DISCOUNT ON INVESTMENTS					-622.58	-----	-----	-----	-----	-622.58
INVESTMENTS IN PUBLIC DEBT SECURITIES					20,000.00	-----	-----	-----	-----	20,000.00
FUND EQUITIES:										
UNOBLIGATED BALANCE					-523,484.86	-----	-----	-----	49,894.18	-573,379.04
ACCOUNTS PAYABLE					-9,871.00	-----	-----	-----	-9,871.00	-----
SUBTOTAL					-0-	30,399.39	-----	-9,623.79	40,023.18	-0-
TOTAL, BUREAU OF INDIAN AFFAIRS					-----	2,413,565,723.21	-----	2,111,730,815.06	301,834,908.15	-----
TOTAL, INDIAN AFFAIRS					-----	2,413,565,723.21	-----	2,111,730,815.06	301,834,908.15	-----

APPROPRIATION, OUTLAYS, AND BALANCES - Continued

Appropriation or Fund Account		Account Symbol				Balances beginning of fiscal year	Appropriations and other obligational authority <sup>1</sup>	Transfers borrowings and investments (net) <sup>2</sup>	Outlays (net)	Balances withdrawn and other transactions <sup>3</sup>	Balances end or fiscal year <sup>4</sup>
Title	Period of Availability	Dept Reg	Tr Fm	Account No	Sub No						
<b>TERRITORIAL AND INTERNATIONAL AFFAIRS</b>											
<b>GENERAL FUND ACCOUNTS</b>											
ADMINISTRATION OF TERRITORIES, INTERIOR											
FUND RESOURCES:											
UNDISBURSED FUNDS	1994	14		0412		---	\$4,538,000.00	-\$500.00	\$4,146,096.40	---	\$391,403.60
	1993					\$757,896.27	---	500.00	233,375.07	---	525,021.20
	1992					68,007.69	---	---	14,408.46	---	53,599.23
	1991					77,846.68	---	---	14,201.25	---	63,645.43
	1990					9,824.66	---	---	---	---	9,824.66
	1989					45,523.89	---	---	---	\$45,523.89	---
	NO YEAR					144,038,131.10	77,369,000.00	-922,000.00	72,031,977.51	---	148,453,153.59
FUNDS HELD OUTSIDE THE TREASURY											
	1993					500.00	---	-500.00	---	---	500.00
ACCOUNTS RECEIVABLE						73,714,542.88	---	---	---	73,304,542.58	410,000.30
UNFILLED CUSTOMER ORDERS						17,553,561.47	---	---	---	17,239,997.47	313,564.00
FUND EQUITIES:											
UNOBLIGATED BALANCE						-10,496,361.51	---	---	---	14,964,709.71	-25,461,071.22
ACCOUNTS PAYABLE						-2,483,439.98	---	---	---	-1,676,147.53	-807,292.45
UNDELIVERED ORDERS						-223,286,033.15	---	---	---	-99,333,684.81	-123,952,348.34
SUBTOTAL	14			0412		-0-	81,907,000.00	-922,000.00	76,440,058.69	4,544,941.31	-0-
TRUST TERRITORY OF THE PACIFIC ISLANDS, INTERIOR											
FUND RESOURCES:											
UNDISBURSED FUNDS	NO YEAR	14		0414		72,444,234.76	23,838,000.00	---	22,833,950.90	---	73,448,283.86
ACCOUNTS RECEIVABLE						20,847,898.00	---	---	---	20,758,892.00	89,006.00
FUND EQUITIES:											
UNOBLIGATED BALANCE						-37,304,663.33	---	---	---	2,872,341.30	-40,177,004.63
ACCOUNTS PAYABLE						-9,778.00	---	---	---	-9,778.00	---
UNDELIVERED ORDERS						-55,977,691.43	---	---	---	-22,617,406.20	-33,360,285.23
SUBTOTAL	14			0414		-0-	23,838,000.00	---	22,833,950.90	1,004,049.10	-0-
COMPACT OF FREE ASSOCIATION, INTERIOR											
FUND RESOURCES:											
UNDISBURSED FUNDS	NO YEAR	14		0415		42,363,873.01	142,870,900.00	---	141,501,331.98	---	43,733,441.03
ACCOUNTS RECEIVABLE						---	---	---	---	-4,411.00	4,411.00
FUND EQUITIES:											
UNOBLIGATED BALANCE						-5,037,014.99	---	---	---	20,336,258.87	-25,373,273.86
ACCOUNTS PAYABLE						-1,270,537.00	---	---	---	-1,270,537.00	---
UNDELIVERED ORDERS						-36,056,321.02	---	---	---	-17,691,742.85	-18,364,578.17
SUBTOTAL	14			0415		-0-	142,870,900.00	---	141,501,331.98	1,369,568.02	-0-
MICRONESIAN CLAIMS FUND, TRUST TERRITORY OF THE PACIFIC ISLANDS, INTERIOR											
FUND RESOURCES:											
UNDISBURSED FUNDS	NO YEAR	14		0416		192,622.97	---	---	---	---	192,622.97
FUND EQUITIES:											
UNDELIVERED ORDERS						-192,622.97	---	---	---	---	-192,622.97
SUBTOTAL	14			0416		-0-	---	---	---	---	-0-
PAYMENTS TO THE UNITED STATES TERRITORIES, FISCAL ASSISTANCE, INTERIOR											
FUND RESOURCES:											
UNDISBURSED FUNDS	NO YEAR	14		0418		---	101,864,615.18	---	101,864,615.18	---	---
<b>TOTAL, TERRITORIAL AND INTERNATIONAL AFFAIRS</b>											
						---	350,480,515.18	-922,000.00	342,639,956.75	6,918,558.43	---

**APPROPRIATION, OUTLAYS, AND BALANCES - Continued**

Appropriation or Fund Account		Account Symbol			Balances beginning of fiscal year	Appropriations and other obligational authority <sup>1</sup>	Transfers borrowings and investments (net) <sup>2</sup>	Outlays (net)	Balances withdrawn and other transactions <sup>3</sup>	Balances end of fiscal year <sup>4</sup>
Title	Period of Availability	Dept. Reg	Tr. Fm	Account No.						
<b>DEPARTMENTAL OFFICES</b>										
<b>OFFICE OF THE SECRETARY</b>										
<b>GENERAL FUND ACCOUNTS</b>										
OFFICE OF THE SECRETARY, INTERIOR										
FUND RESOURCES:										
UNDISBURSED FUNDS	1994	14		0102		64,111,000.00	-25,000.00	57,782,354.76		6,303,645.24
	1993					5,933,367.03	20,000.00	4,802,938.20		1,150,428.83
	1992					2,544,482.33		520,111.16		2,024,371.17
	1991					2,253,384.25		246,407.40		2,006,976.85
	1990					830,606.53		31,491.98		799,114.55
	1989					694,215.28		48,449.26	645,766.02	
FUNDS HELD OUTSIDE THE TREASURY							25,000.00			25,000.00
	1993					20,000.00	-20,000.00			
ACCOUNTS RECEIVABLE						6,558,253.58			3,450,411.74	3,107,841.84
UNFILLED CUSTOMER ORDERS						2,872,682.65			-2,872,035.76	5,744,718.41
FUND EQUITIES:										
UNOBLIGATED BALANCE						-3,431,503.29			-388,863.91	-3,042,639.38
ACCOUNTS PAYABLE						-9,256,767.49			-2,452,963.85	-6,803,803.64
UNDELIVERED ORDERS						-9,018,720.87			2,296,933.00	-11,315,653.87
SUBTOTAL		14		0102		-0-	64,111,000.00	63,431,752.76	679,247.24	-0-
CONSTRUCTION MANAGEMENT, INTERIOR										
FUND RESOURCES:										
UNDISBURSED FUNDS	1994	14		0103		2,394,000.00		1,890,486.58		503,513.42
	1993					318,895.77		143,345.44		175,550.33
	1992					329,251.52		47,632.98		281,618.54
	1991					83,983.76		-30,977.00		114,960.76
	1990					58,412.08		69.16		58,342.92
	1989					18,165.87			18,165.87	
ACCOUNTS RECEIVABLE						66,657.22			2,948.84	63,708.38
UNFILLED CUSTOMER ORDERS						252,307.73			-2,091.17	254,398.90
FUND EQUITIES:										
UNOBLIGATED BALANCE						-557,910.58			116,351.07	-674,261.65
ACCOUNTS PAYABLE						-54,614.93			84,782.61	-139,397.54
UNDELIVERED ORDERS						-515,148.44			123,285.62	-638,434.06
SUBTOTAL		14		0103		-0-	2,394,000.00	2,050,557.16	343,442.84	-0-
SALARIES AND EXPENSES, SPECIAL FOREIGN CURRENCY PROGRAM, OFFICE OF THE SECRETARY, INTERIOR										
FUND RESOURCES:										
UNDISBURSED FUNDS	NO YEAR	14		0105		160,842.64				160,842.64
TRANSFER TO										
NATIONAL PARK SERVICE	NO YEAR	14	14	0105	10	517,645.20		7,068.69		510,576.51
UNITED STATES FISH AND WILDLIFE SERVICE	NO YEAR	14	14	0105	16	982,207.26		58,605.94		923,601.32
OFFICE OF SURFACE MINING RECLAMATION AND ENFORCEMENT	NO YEAR	14	14	0105	18	299,341.07		7,369.03		291,972.04
FUND EQUITIES:										
UNOBLIGATED BALANCE						-399,717.22			-44,068.89	-355,648.33
UNDELIVERED ORDERS						-1,560,318.95			-28,974.77	-1,531,344.18
SUBTOTAL		14		0105		-0-		73,043.66	-73,043.66	-0-
OIL SPILL EMERGENCY FUND, OFFICE OF THE SECRETARY, INTERIOR										
FUND RESOURCES:										
UNDISBURSED FUNDS	1990-94	14		0119		93,872.90	-132,208.00	16,063.07	-44,335.32	22,063.29
	1989-94					232,947.64	-111,090.00		5,455.30	116,402.34
	NO YEAR					534,532.80	-156,702.00			377,830.80
FUND EQUITIES:										
UNOBLIGATED BALANCE						-663,213.15			-146,916.72	-516,296.43
ACCOUNTS PAYABLE						-2,828.34			-2,828.34	
UNDELIVERED ORDERS						-195,311.85			-195,311.85	
SUBTOTAL		14		0119		-0-	-400,000.00	16,063.07	-38,880.02	-345,056.91

FOOTNOTES AT END OF CHAPTER

APPROPRIATION, OUTLAYS, AND BALANCES - Continued

Appropriation or Fund Account		Account Symbol			Balances beginning of fiscal year	Appropriations and other obligational authority <sup>1</sup>	Transfers borrowings and investments (net) <sup>2</sup>	Outlays (net)	Balances withdrawn and other transactions <sup>3</sup>	Balances end or fiscal year <sup>4</sup>
Title	Period of Availability	Dept Reg	Fm	Account No						
<b>DEPARTMENTAL OFFICES-CONTINUED</b>										
<b>OFFICE OF THE SECRETARY-CONTINUED</b>										
<b>INTRAGOVERNMENTAL FUNDS</b>										
WORKING CAPITAL FUND, OFFICE OF THE SECRETARY, INTERIOR										
FUND RESOURCES										
UNDISBURSED FUNDS	NO YEAR	14		4523		\$17,969,835 83	-----	\$5,653,882 26	-----	\$12,315,953 57
FUNDS HELD OUTSIDE THE TREASURY						1,500 00	-----	-----	-----	1,500 00
ACCOUNTS RECEIVABLE						15,497,241 33	-----	-----	-\$4,462,028 74	19,959,270 07
UNFILLED CUSTOMER ORDERS						2,419,445 38	-----	-----	-220,672 68	2,640,118 06
FUND EQUITIES										
UNOBLIGATED BALANCE						-7,858,956 64	-----	-----	138,685 95	-7,997,642 59
ACCOUNTS PAYABLE						-23,767,698 10	-----	-----	-186,463 37	-23,581,234 73
UNDELIVERED ORDERS						-4,261,367 80	-----	-----	-923,403 42	-3,337,964 38
SUBTOTAL	14			4523		-0-	-----	5,653,882 26	-5,653,882 26	-0-
<b>TRUST FUND ACCOUNTS</b>										
GIFTS AND BEQUESTS, TAKE PRIDE IN AMERICA, INTERIOR										
FUND RESOURCES										
UNDISBURSED FUNDS	NO YEAR	14		8369		6,138 96	\$84,000 00	-----	7,927 00	82,211 96
FUND EQUITIES										
UNOBLIGATED BALANCE						-----	-----	-----	81,032 96	-81,032 96
ACCOUNTS PAYABLE						-6,138 96	-----	-----	-5,599 96	-539 00
UNDELIVERED ORDERS						-----	-----	-----	640 00	-640 00
SUBTOTAL	14			8369		-0-	84,000 00	-----	7,927 00	76,073 00
TOTAL, OFFICE OF THE SECRETARY						-----	66,189,000 00	\$16,063 07	71,178,282 82	-4,973,219 75
<b>OFFICE OF THE SOLICITOR</b>										
<b>GENERAL FUND ACCOUNTS</b>										
SALARIES AND EXPENSES, OFFICE OF THE SOLICITOR, INTERIOR										
FUND RESOURCES										
UNDISBURSED FUNDS	1994	14		0107		-----	33,359,000 00	-----	31,446,104 40	1,912,895 60
	1993					1,865,665 59	-----	1,691,530 96	-----	174,134 63
	1992					426,953 53	-----	9,728 19	-----	417,225 34
	1991					252,664 72	-----	6,959 38	-----	245,705 34
	1990					49,280 33	-----	-----	-----	49,280 33
	1989					78,239 96	-----	2,361 83	75,878 13	-----
ACCOUNTS RECEIVABLE						69,552 33	-----	-----	-256,578 93	326,131 26
UNFILLED CUSTOMER ORDERS						2,034 25	-----	-----	-3,469 25	5,503 50
FUND EQUITIES										
UNOBLIGATED BALANCE						-475,746 33	-----	-----	128,023 64	-603,769 97
ACCOUNTS PAYABLE						-1,192,867 81	-----	-----	241,714 43	-1,434,582 24
UNDELIVERED ORDERS						-1,075,776 57	-----	-----	16,747 22	-1,092,523 79
SUBTOTAL	14			0107		-0-	33,359,000 00	-----	33,156,684 76	202,315 24
TOTAL, OFFICE OF THE SOLICITOR						-----	33,359,000 00	-----	33,156,684 76	202,315 24

**APPROPRIATION, OUTLAYS, AND BALANCES - Continued**

Appropriation or Fund Account		Account Symbol			Balances beginning of fiscal year	Appropriations and other obligational authority <sup>1</sup>	Transfers borrowings and investments (net) <sup>2</sup>	Outlays (net)	Balances withdrawn and other transactions <sup>3</sup>	Balances end or fiscal year <sup>4</sup>
Title	Period of Availability	Dept Reg	Tr Fm	Account No.						
<b>OFFICE OF INSPECTOR GENERAL</b>										
<b>GENERAL FUND ACCOUNTS</b>										
OFFICE OF THE INSPECTOR GENERAL, INTERIOR										
FUND RESOURCES:										
UNDISBURSED FUNDS	1994	14		0104	-----	24,283,000.00	-4,500.00	23,367,610.46	-----	910,889.54
	1993				954,035.55	-----	4,500.00	850,191.71	-----	108,343.84
	1992				284,422.68	-----	-----	6,649.48	-----	277,773.20
	1991				455,404.99	-----	-----	-1,260.03	-----	456,665.02
	1990				396,440.04	-----	-----	475.48	-----	396,964.56
	1989				590,411.27	-----	-----	-----	590,411.27	-----
FUNDS HELD OUTSIDE THE TREASURY					-----	-----	4,500.00	-----	-----	4,500.00
	1993				4,500.00	-----	-4,500.00	-----	-----	-----
ACCOUNTS RECEIVABLE					159,315.22	-----	-----	-----	-545,413.78	704,729.00
FUND EQUITIES:										
UNOBLIGATED BALANCE					-910,736.17	-----	-----	-----	-200,564.32	-710,171.85
ACCOUNTS PAYABLE					-993,984.53	-----	-----	-----	115,551.29	-1,109,535.82
UNDELIVERED ORDERS					-939,809.05	-----	-----	-----	99,348.44	-1,039,157.49
SUBTOTAL		14		0104	-0-	24,283,000.00	-----	24,223,667.10	59,332.90	-0-
TOTAL, OFFICE OF INSPECTOR GENERAL					-----	24,283,000.00	-----	24,223,667.10	59,332.90	-----
<b>NATIONAL INDIAN GAMING COMMISSION</b>										
<b>GENERAL FUND ACCOUNTS</b>										
SALARIES AND EXPENSES, NATIONAL INDIAN GAMING COMMISSION										
FUND RESOURCES:										
UNDISBURSED FUNDS	1994	14		0118	-----	1,000,000.00	-----	964,197.04	-----	35,802.96
	1993				57,926.03	-----	-----	57,926.03	-----	-----
	1992				566,583.41	-----	-----	73.41	-----	566,510.00
	1991				409,362.60	-----	-----	-----	-----	409,362.60
	NO YEAR				4,968,347.65	-----	-----	-1,135,060.02	-----	6,103,407.67
					4,952,520.19	-----	-----	-----	4,951,824.19	696.00
ACCOUNTS RECEIVABLE										
FUND EQUITIES:										
UNOBLIGATED BALANCE					-5,817,257.15	-----	-----	-----	827,265.53	-6,644,522.68
ACCOUNTS PAYABLE					-5,030,175.51	-----	-----	-----	-4,727,904.06	-302,271.45
UNDELIVERED ORDERS					-107,307.22	-----	-----	-----	61,677.88	-168,985.10
SUBTOTAL		14		0118	-0-	1,000,000.00	-----	-112,863.54	1,112,863.54	-0-
TOTAL, NATIONAL INDIAN GAMING COMMISSION					-----	1,000,000.00	-----	-112,863.54	1,112,863.54	-----
TOTAL, DEPARTMENTAL OFFICES					-----	124,831,000.00	16,063.07	128,445,771.14	-3,598,708.07	-----
<b>DEDUCTIONS FOR OFFSETTING RECEIPTS</b>										
PROPRIETARY RECEIPTS FROM THE PUBLIC					-----	-1,938,240,199.91	-----	-1,938,240,199.91	-----	-----
INTRABUDGETARY TRANSACTIONS					-----	-264,512,509.82	-----	-264,512,509.82	-----	-----
OFFSETTING GOVERNMENTAL RECEIPTS					-----	-352,024.82	-----	-352,024.82	-----	-----
TOTAL					-----	-2,203,104,734.55	-----	-2,203,104,734.55	-----	-----
TOTAL, DEPARTMENT OF THE INTERIOR					-----	7,559,215,693.37	-1,386,500.00	6,922,915,688.09	634,913,505.28	-----

**APPROPRIATION, OUTLAYS, AND BALANCES - Continued**

Appropriation or Fund Account		Account Symbol			Balances beginning of fiscal year	Appropriations and other obligational authority <sup>1</sup>	Transfers borrowings and investments (net) <sup>2</sup>	Outlays (net)	Balances withdrawn and other transactions <sup>3</sup>	Balances end or fiscal year <sup>4</sup>
Title	Period of Availability	Reg	Tr Fr	Account No.						
<b>MEMORANDUM</b>										
<b>FINANCING ACCOUNTS</b>										
<b>PUBLIC ENTERPRISE FUNDS</b>										
REVOLVING FUND FOR LOANS, DIRECT LOAN FINANCING ACCOUNT, BUREAU OF INDIAN AFFAIRS FUND RESOURCES:										
UNDISBURSED FUNDS	NO YEAR	14		4416		258,249.43	8,843,686.00	7,172,560.95		1,929,374.48
AUTHORITY TO BORROW FROM THE TREASURY						1,952,445.94	-8,936,641.80			1,514,759.94
ACCOUNTS RECEIVABLE						699,437.00			142,314.00	557,123.00
FUND EQUITIES:										
UNOBLIGATED BALANCE						-71,362.03			840,216.03	-911,578.06
ACCOUNTS PAYABLE						-169,887.40			50,489.60	-220,377.00
UNDELIVERED ORDERS						-2,668,882.94			200,419.42	-2,869,302.36
<b>SUBTOTAL</b>		14		4416		<b>-0-</b>	<b>8,498,955.80</b>	<b>7,172,560.95</b>	<b>1,233,439.05</b>	<b>-0-</b>
INDIAN LOAN GUARANTY AND INSURANCE GUARANTEED LOAN FINANCING ACCOUNT, BUREAU OF INDIAN AFFAIRS FUND RESOURCES:										
UNDISBURSED FUNDS	NO YEAR	14		4415		4,773,126.90		-1,086,424.12		5,859,551.02
ACCOUNTS RECEIVABLE						7,979,286.85			-2,305,688.74	10,284,975.59
FUND EQUITIES:										
UNOBLIGATED BALANCE						-\$4,479,192.32			\$2,796,764.88	-\$7,275,957.20
UNDELIVERED ORDERS						-8,273,221.43			595,347.98	-8,868,569.41
<b>SUBTOTAL</b>		14		4415		<b>-0-</b>	<b>-0-</b>	<b>-\$1,086,424.12</b>	<b>1,086,424.12</b>	<b>-0-</b>
<b>INTRAGOVERNMENTAL FUNDS</b>										
BUREAU OF RECLAMATION DIRECT LOAN FINANCING ACCOUNT, BUREAU OF RECLAMATION FUND RESOURCES:										
UNDISBURSED FUNDS	NO YEAR	14		4547		4,610.00	\$6,288,000.00	5,043,097.07		1,249,512.93
FUND EQUITIES:										
UNOBLIGATED BALANCE									1,235,895.88	-1,235,895.88
ACCOUNTS PAYABLE						-4,610.00			-2,593.00	-2,017.00
UNDELIVERED ORDERS									11,600.05	-11,600.05
<b>SUBTOTAL</b>		14		4547		<b>-0-</b>	<b>6,288,000.00</b>	<b>5,043,097.07</b>	<b>1,244,902.93</b>	<b>-0-</b>
<b>TOTAL, FINANCING ACCOUNTS</b>							<b>\$8,498,955.80</b>	<b>6,195,044.20</b>	<b>11,129,233.90</b>	<b>3,564,766.10</b>

---

---

**APPROPRIATION, OUTLAYS, AND BALANCES—Continued**

---

---

**FOOTNOTES**

---

- 1 The amounts in this column, unless otherwise footnoted, represent appropriations, increases and rescissions in borrowing authority or new contract authority. Appropriation accounts with appropriation transfer activity are presented in Table 1 (Appropriations and Appropriation Transfers) at the end of the chapter.
- 2 The amounts in this column, unless otherwise footnoted, represent transfers-other than appropriation transfers, borrowings (gross), investments (net), unrealized discounts or agent cashier funds.
- 3 The amounts in this column, unless otherwise footnoted, represent obligated balances canceled for fiscal year 1989 pursuant to 31 U.S.C. 1553, changes in unfilled customer orders, accounts receivable, accounts payable, undelivered orders, unobligated balances and adjustments to borrowing and contract authority.
- 4 Unobligated balances for no-year or unexpired multiple year accounts are available for obligation; unobligated balances for expired fiscal year accounts are not available for obligation.
- 5 Includes \$3,180.00 which represents payments for obligations of a closed account.
- 6 Subject to disposition by the administrative agency.
- 7 Includes \$272,466,607.71 which is covered by investments.
- 8 Represents capital transfer to miscellaneous receipts.
- 9 Subject to transfer to the general fund for withdrawal and restoration.
- 10 Includes \$174,331.05 which represents payments for obligations of a closed account.
- 11 Represents funding available from the Sport Fish Restoration Account of the Aquatic Resources Trust Fund.
- 12 Includes \$33,670,077.87 which is subject to disposition by the administrative agency.
- 13 Includes \$26,452.02 which is subject to disposition by the administrative agency.
- 14 Represents appropriation to liquidate.
- 15 Represents unobligated balance withdrawn and subsequently reappropriated in fiscal year 1994. See footnote 17.
- 16 Represents unobligated balance withdrawn and subsequently reappropriated in fiscal year 1994. See footnote 19.
- 17 Includes \$10,027.30 which is the reappropriation pursuant to 107 STAT 1391, "Operation of Indian Programs".
- 18 The letter (T) denotes that the account by law is a trust account, but for reporting purposes is treated as other than trust.
- 19 Includes \$111,799.71 which is the reappropriation pursuant to 105 STAT 1007, "Alaska Resupply Program".



FOOTNOTES

TABLE 1-APPROPRIATIONS AND APPROPRIATION TRANSFERS-INTERIOR

ACCOUNT SYMBOL	NET APPROPRIATIONS AND APPROPRIATION TRANSFERS	APPROPRIATION AMOUNT	NET APPROPRIATION TRANSFERS	ACCOUNTS INVOLVED	AMOUNT FROM OR TO (-)	CITATIONS OF LAW
144/50106	\$0.00	\$7,000,000.00	-\$7,000,000.00	144/51109	-\$200,000.00	107 STAT 1396
				144/51116	-4,800,000.00	107 STAT 1396
				144/51611	-1,000,000.00	107 STAT 1396
				144/52100	-1,000,000.00	107 STAT 1396
14X0119	-156,702.00	0.00	-156,702.00	1441611	-156,702.00	108 STAT 16
149/40119	-111,090.00	0.00	-111,090.00	1441611	-111,090.00	108 STAT 16
140/40119	-132,208.00	0.00	-132,208.00	1441611	-132,208.00	108 STAT 16
14X0415	142,870,900.00	144,570,900.00	-1,700,000.00	1441611	-1,700,000.00	108 STAT 17
14X0664	0.00	7,467,404.95	-7,467,404.95	14X5064	-7,467,404.95	107 STAT 1323
14X0684	249,572,883.47	231,262,627.42	18,310,256.05	14X4079	-137,162,099.40	107 STAT 1323
				14X4081	-48,678,000.13	107 STAT 1323
				14X5084	204,150,355.58	107 STAT 1323
1440685	600,000.00	0.00	600,000.00	1445685	600,000.00	107 STAT 1323
14X0804	12,300,000.00	0.00	12,300,000.00	11X0033	12,300,000.00	108 STAT 14
14X1036	76,962,000.00	0.00	76,962,000.00	11X0033	87,000.00	108 STAT 14
				14X1039	1,600,000.00	107 STAT 1383
				14X5035	1,300,000.00	107 STAT 1383
				14X5107	73,975,000.00	107 STAT 1385
1441036	992,428,750.00	987,848,750.00	4,580,000.00	1141070	180,000.00	107 STAT 1237
				14X1039	4,400,000.00	103 STAT 1394
144/51036	25,000,000.00	0.00	25,000,000.00	974/50100	25,000,000.00	107 STAT 1461
14X1039	203,826,000.00	210,826,000.00	-7,000,000.00	14X1036	-1,600,000.00	107 STAT 1383
				1441036	-4,400,000.00	103 STAT 1394
				14X5035	-5,000,000.00	P.L. 103-211
				14X5079	4,000,000.00	107 STAT 1385
14X1046	13,445,000.00	0.00	13,445,000.00	11X0033	13,445,000.00	108 STAT 14
14X1109	70,880,000.00	69,418,000.00	1,462,000.00	14X5108	1,462,000.00	107 STAT 1379
144/51109	200,000.00	0.00	200,000.00	144/50106	200,000.00	107 STAT 1396
144/51116	4,800,000.00	0.00	4,800,000.00	144/50106	4,800,000.00	107 STAT 1396
14X1132	0.00	618,700.55	-618,700.55	14X5132	-618,700.55	107 STAT 1381
14X1611	18,919,401.92	11,799,000.00	7,120,401.92	11X0033	7,600,000.00	108 STAT 14
				14X2701	-479,598.08	107 STAT 1384
1441611	473,884,000.00	472,514,000.00	1,370,000.00	11X0033	0.00	108 STAT 14
				14X0119	156,702.00	108 STAT 16
				149/40119	111,090.00	108 STAT 16
				140/40119	132,208.00	108 STAT 16
				14X0415	1,700,000.00	108 STAT 17
				1442701	-2,690,000.00	64 STAT 1262
				144/52701	1,960,000.00	107 STAT 1384
144/51611	1,000,000.00	0.00	1,000,000.00	144/50106	1,000,000.00	107 STAT 1396
14X1612	74,959,000.00	69,691,000.00	5,268,000.00	11X0033	5,268,000.00	108 STAT 14
143/51612	-4,000,000.00	0.00	-4,000,000.00	14X5020	-4,000,000.00	108 STAT 17
14X1618	-54,658,252.48	6,700,000.00	-61,358,252.48	14X5198	-61,358,252.48	107 STAT 1383
14X1641	0.00	12,000,000.00	-12,000,000.00	14X5241	-12,000,000.00	107 STAT 1384
14X1917	500,000.00	0.00	500,000.00	11X0033	500,000.00	108 STAT 14
14X2100	55,320,994.00	57,322,000.00	-2,001,006.00	1442100	-2,001,006.00	107 STAT 1392
1442100	1,050,885,924.00	1,117,372,000.00	-66,486,076.00	14X2100	2,001,006.00	107 STAT 1392
				143/42100	19,000.00	107 STAT 1392
				144/52100	-68,506,082.00	107 STAT 1390
				7541509	0.00	106 STAT 2304

**APPROPRIATION, OUTLAYS, AND BALANCES—Continued**

**FOOTNOTES**

ACCOUNT SYMBOL	NET APPROPRIATIONS AND APPROPRIATION TRANSFERS	APPROPRIATION AMOUNT	NET APPROPRIATION TRANSFERS	ACCOUNTS INVOLVED	AMOUNT FROM OR TO (-)	CITATIONS OF LAW
143/42100	-19,000.00	0.00	-19,000.00	1442100	-19,000.00	107 STAT 1392
144/52100	385,617,082.00	316,111,000.00	69,506,082.00	144/50106	1,000,000.00	107 STAT 1396
				1442100	68,506,082.00	107 STAT 1390
14X2701	1,906,598.08	1,427,000.00	479,598.08	14X1611	479,593.08	107 STAT 1384
1442701	2,690,000.00	0.00	2,690,000.00	1441611	2,690,000.00	64 STAT 1262
144/52701	160,132,000.00	162,092,000.00	-1,960,000.00	1441611	-1,960,000.00	107 STAT 1384
14X4079	177,280,456.20	-597,099.00	177,877,555.20	14X0684	137,162,099.40	107 STAT 1323
				14X4081	28,133,999.80	43 USC 620D-1
				14X5656	12,581,456.00	43 USC 618E
14X4081	20,151,116.33	-392,884.00	20,544,000.33	14X0684	48,678,000.13	107 STAT 1323
				14X4079	-28,133,999.80	43 USC 620D-1
14X5015	7,200,000.00	0.00	7,200,000.00	11X0033	7,200,000.00	108 STAT 14
14X5020	95,555,000.00	82,655,000.00	12,900,000.00	11X0033	8,900,000.00	108 STAT 14
				143/51612	4,000,000.00	108 STAT 17
14X5035	100,224,000.00	96,524,000.00	3,700,000.00	14X1036	-1,300,000.00	107 STAT 1383
				14X1039	5,000,000.00	P.L. 103-211
14X5038	82,447.00	0.00	82,447.00	14X5050	82,447.00	107 STAT 1384
14X5050	-82,447.00	0.00	-82,447.00	14X5038	-82,447.00	107 STAT 1384
14X5064	282,798,000.00	275,330,595.05	7,467,404.95	14X0664	7,467,404.95	107 STAT 1323
14X5079	0.00	4,000,000.00	-4,000,000.00	14X1039	-4,000,000.00	107 STAT 1385
14X5084	0.00	204,150,355.58	-204,150,355.58	14X0684	-204,150,355.58	107 STAT 1323
14X5107	0.00	73,975,000.00	-73,975,000.00	14X1036	-73,975,000.00	107 STAT 1385
14X5108	0.00	1,462,000.00	-1,462,000.00	14X1109	-1,462,000.00	107 STAT 1379
14X5132	10,025,000.00	9,406,299.45	618,700.55	14X1132	618,700.55	107 STAT 1381
144/55140	40,000,000.00	40,000,000.00	0.00	11X0033	0.00	108 STAT 14
14X5198	54,262,802.48	0.00	54,262,802.48	124/51106	-4,240,550.00	107 STAT 1383
				13X4316	-2,854,900.00	107 STAT 1383
				14X1618	61,358,252.48	107 STAT 1383
14X5241	12,010,000.00	10,000.00	12,000,000.00	14X1641	12,000,000.00	107 STAT 1384
14X5656	-20,749,456.00	0.00	-20,749,456.00	14X4079	-12,581,456.00	43 USC 618E
				89X5068	-8,168,000.00	107 STAT 1330
1445685	0.00	600,000.00	-600,000.00	1440685	-600,000.00	107 STAT 1323
14X8151	213,000,000.00	0.00	213,000,000.00	20X8147	213,000,000.00	16 USC 777
14X8215	26,100,000.00	0.00	26,100,000.00	20X8102	26,100,000.00	92 STAT 2690
14X8216	-1,612,408.87	0.00	-1,612,408.87	14X8356	-1,612,408.87	107 STAT 1384
14X8356	1,612,408.87	0.00	1,612,408.87	14X8216	1,612,408.87	107 STAT 1384
14X8370	5,331,000.00	0.00	5,331,000.00	20X8185	5,331,000.00	107 STAT 1379
<b>TOTALS</b>	<b>\$4,982,811,200.00</b>	<b>\$4,673,163,650.00</b>	<b>\$309,647,550.00</b>		<b>\$309,647,550.00</b>	

**APPROPRIATION, OUTLAYS, AND BALANCES - Continued**

Appropriation or Fund Account		Account Symbol			Balances beginning of fiscal year	Appropriations and other obligational authority <sup>1</sup>	Transfers borrowings and investments (net) <sup>2</sup>	Outlays (net)	Balances withdrawn and other transactions <sup>3</sup>	Balances end of fiscal year <sup>4</sup>
Title	Period of Availability	Dept Reg	Tr Fm	Account No						
<b>DEPARTMENT OF JUSTICE</b>										
<b>GENERAL ADMINISTRATION</b>										
<b>GENERAL FUND ACCOUNTS</b>										
SALARIES AND EXPENSES, GENERAL ADMINISTRATION, JUSTICE FUND RESOURCES:										
UNDISBURSED FUNDS	1994	15		0129	-----	\$119,000,000.00	-\$20,000.00	\$116,503,661.84	-----	\$2,476,338.16
	1993				\$17,325,706.78	-1,650,000.00	20,000.00	11,086,988.14	-----	4,608,718.64
	1992				4,961,908.36	-----	-----	4,673,655.41	-----	288,252.95
	1991				1,647,910.84	-----	-----	272,088.30	-----	1,375,822.54
	1990				1,762,116.06	-----	-----	-314,499.29	-----	2,076,615.35
	1989				1,514,085.18	-885,025.00	-----	-----	\$629,060.18	-----
FUNDS HELD OUTSIDE THE TREASURY	NO YEAR				834,199.07	1,650,000.00	-----	516,122.15	-----	1,968,076.92
ACCOUNTS RECEIVABLE	1993				20,000.00	-----	20,000.00	-----	-----	20,000.00
FUND EQUITIES:					14,543,030.87	-----	-20,000.00	-----	-----	-----
UNOBLIGATED BALANCE					-5,003,218.52	-----	-----	-----	696,010.41	-5,699,228.93
ACCOUNTS PAYABLE					-16,968,747.16	-----	-----	-----	8,003,250.40	-24,971,997.56
UNDELIVERED ORDERS					-20,636,991.48	-----	-----	-----	-11,109,801.94	-9,527,189.54
	SUBTOTAL	15		0129	-0-	118,114,975.00	-----	132,738,016.55	-14,623,041.55	-0-
EMERGENCY DRUG FUNDING, DEPARTMENT OF JUSTICE FUND RESOURCES:										
UNDISBURSED FUNDS	1989	15		0331	75,253.88	-75,253.00	-----	-----	.88	-----
FUND EQUITIES:					-----	-----	-----	-----	-----	-----
ACCOUNTS PAYABLE					-75,253.88	-----	-----	-----	-75,253.88	-----
	SUBTOTAL	15		0331	-0-	-75,253.00	-----	-----	-75,253.00	-0-
QUANTICO TRAINING CENTER FUND RESOURCES:										
UNDISBURSED FUNDS	NO YEAR	15		0332	7,700,000.00	-----	-----	7,002,602.00	-----	697,398.00
FUND EQUITIES:					-----	-----	-----	-----	-----	-----
ACCOUNTS PAYABLE					-7,700,000.00	-----	-----	-----	-7,002,602.00	-697,398.00
	SUBTOTAL	15		0332	-0-	-----	-----	7,002,602.00	-7,002,602.00	-0-
WEED AND SEED PROGRAM FUND, JUSTICE FUND RESOURCES:										
UNDISBURSED FUNDS	NO YEAR	15		0334	1,033,106.58	13,150,000.00	-----	7,175,588.37	-----	7,007,518.21
ACCOUNTS RECEIVABLE					-----	-----	-----	-----	-966.00	966.00
FUND EQUITIES:					-----	-----	-----	-----	-----	-----
UNOBLIGATED BALANCE					-966,455.93	-----	-----	-----	463,885.83	-1,430,341.76
ACCOUNTS PAYABLE					-64,025.65	-----	-----	-----	5,513,144.10	-5,577,169.75
UNDELIVERED ORDERS					-2,625.00	-----	-----	-----	-1,652.30	-972.70
	SUBTOTAL	15		0334	-0-	13,150,000.00	-----	7,175,588.37	5,974,411.63	-0-
OFFICE OF THE INSPECTOR GENERAL, JUSTICE FUND RESOURCES:										
UNDISBURSED FUNDS	1994	15		0328	-----	30,000,000.00	-50,000.00	30,784,028.68	-----	834,028.68
	1993				572,367.98	-----	28,500.00	-24,846.66	-----	625,714.64
	1992				376,041.61	-----	-----	22,111.76	-----	353,929.85
	1991				272,635.40	-----	-----	-----	-----	149,128.32
	1990				69,063.23	-----	-----	-----	-----	90,086.96
	1989				75,373.91	-----	-----	-1,023.73	-----	-----
FUNDS HELD OUTSIDE THE TREASURY					-----	-----	-----	-----	775,373.91	-----
ACCOUNTS RECEIVABLE	1993				28,500.00	-----	50,000.00	-----	-----	50,000.00
FUND EQUITIES:					3,165,458.61	-----	-28,500.00	-----	-----	-----
UNOBLIGATED BALANCE					-469,012.63	-----	-----	-----	-169,251.32	3,334,709.93
ACCOUNTS PAYABLE					-3,849,392.83	-----	-----	-----	173,493.09	-642,505.72
UNDELIVERED ORDERS					-261,035.28	-----	-----	-----	-917,761.64	-2,931,631.19
	SUBTOTAL	15		0328	-0-	30,000,000.00	-----	30,903,777.13	-65,631.17	-195,404.11
<b>INTRAGOVERNMENTAL FUNDS</b>										
WORKING CAPITAL FUND, DEPARTMENT OF JUSTICE FUND RESOURCES:										
UNDISBURSED FUNDS	NO YEAR	15		4526	130,309,031.16	\$50,804,274.00	-.45	-34,855,060.19	-----	215,968,364.90
ACCOUNTS RECEIVABLE					25,139,970.33	-----	-----	-----	-3,855,533.88	28,995,504.21
UNFILLED CUSTOMER ORDERS					12,412,556.19	-----	-----	-----	7,375,449.68	5,037,106.51

**APPROPRIATION, OUTLAYS, AND BALANCES - Continued**

Appropriation or Fund Account Title	Period of Availability	Account Symbol			Balances beginning of fiscal year	Appropriations and other obligational authority <sup>1</sup>	Transfers borrowings and investments (net) <sup>2</sup>	Outlays (net)	Balances withdrawn and other transactions <sup>3</sup>	Balances end or fiscal year <sup>4</sup>
		Dept Reg	Fm T/	Account No.						
<b>FUND EQUITIES:</b>										
UNOBLIGATED BALANCE					-117,282,890.79	-----	-----	-----	-10,652,717.81	<sup>9</sup> -106,630,172.98
ACCOUNTS PAYABLE					-25,491,049.75	-----	-----	-----	9,368,317.73	-34,859,367.48
UNDELIVERED ORDERS					-25,087,617.14	-----	-----	-----	83,423,818.02	-108,511,435.16
SUBTOTAL		15		4526	-0-	50,804,274.00	.45	-34,855,060.19	85,659,333.74	-0-
TOTAL, GENERAL ADMINISTRATION					-----	211,993,996.00	.45	142,964,923.86	69,029,071.69	-----
<b>UNITED STATES PAROLE COMMISSION</b>										
<b>GENERAL FUND ACCOUNTS</b>										
<b>SALARIES AND EXPENSES, UNITED STATES PAROLE COMMISSION, JUSTICE FUND RESOURCES:</b>										
UNDISBURSED FUNDS	1994	15		1061	-----	9,123,000.00	-----	7,739,500.52	-----	1,383,499.48
	1993				911,548.00	-----	-----	311,957.24	-----	599,590.76
	1992				82,302.39	-----	-----	11,238.96	-----	71,063.43
	1991				652,600.60	-----	-----	19,463.25	-----	633,137.35
	1990				466,196.08	-----	-----	-----	-----	466,196.08
	1989				546,500.71	-523,540.00	-----	-----	<sup>10</sup> 22,960.71	-----
					-----	-----	-----	-572.45	-----	572.45
ACCOUNTS RECEIVABLE					-----	-----	-----	-----	757,962.00	-1,169,525.74
FUND EQUITIES					-411,563.74	-----	-----	-----	-233,800.97	-1,843,452.19
UNOBLIGATED BALANCE					-2,077,253.16	-----	-----	-----	-----	-29,249.26
ACCOUNTS PAYABLE					-170,330.88	-----	-----	-----	-----	-141,081.62
UNDELIVERED ORDERS					-0-	-----	-----	-----	-----	-0-
SUBTOTAL		15		1061	-0-	8,599,460.00	-----	8,082,159.97	517,300.03	-----
TOTAL, UNITED STATES PAROLE COMMISSION					-----	8,599,460.00	-----	8,082,159.97	517,300.03	-----
<b>LEGAL ACTIVITIES</b>										
<b>GENERAL FUND ACCOUNTS</b>										
<b>SALARIES AND EXPENSES, GENERAL LEGAL ACTIVITIES, JUSTICE FUND RESOURCES:</b>										
UNDISBURSED FUNDS	1994	15		0128	-----	382,684,000.00	-----	359,685,136.66	-----	22,998,863.34
	1993-94				-----	6,000,000.00	-----	2,598,740.93	-----	3,401,259.07
	1993				34,513,759.51	-6,000,000.00	-----	31,956,092.47	-----	3,442,332.96
	1992				6,484,637.95	-----	-----	-352,545.09	-----	6,837,183.04
	1991-92				2,032,209.51	-----	-----	2,010,502.96	-----	21,706.55
	1991				7,285,893.33	-----	-----	305,718.72	<sup>11</sup> 150,000.00	6,830,174.61
	1990-91				06	-----	-----	-----	06	-----
	1990				3,088,102.54	-----	-----	-184,946.29	-----	3,273,048.83
	1989-90				62.52	-----	-----	-----	-----	62.52
	1989				2,876,857.50	-2,656,558.00	-----	9,339.82	<sup>12</sup> 210,959.68	-----
	1989-90				9,804,418.67	24,546,391.13	-----	19,419,318.08	-----	14,931,491.72
	NO YEAR				59,254,288.41	-----	-----	-36,307,224.90	-----	95,561,513.31
ACCOUNTS RECEIVABLE					-----	-----	-----	-----	2,447,720.50	-23,695,665.58
FUND EQUITIES					-21,247,945.08	-----	-----	-----	22,858,058.26	-85,618,631.00
UNOBLIGATED BALANCE					-62,760,572.74	-----	-----	-----	-----	-41,098,673.45
ACCOUNTS PAYABLE					-41,331,712.18	-----	-----	-----	-----	-0-
UNDELIVERED ORDERS					-0-	-----	-----	-----	-----	-0-
SUBTOTAL		15		0128	-0-	404,573,833.13	-----	415,447,358.26	-10,873,525.13	-----
<b>SALARIES AND EXPENSES, ANTITRUST DIVISION, JUSTICE FUND RESOURCES:</b>										
UNDISBURSED FUNDS	1994	15		0319	-----	45,997,000.00	-----	40,170,129.96	-----	5,826,870.04
	1993				5,011,081.18	-----	-----	4,013,652.31	-----	997,428.87
	1992				1,579,014.01	-----	-----	6,305.95	-----	1,572,708.06
	1991				1,807,058.84	-----	-----	7,605.26	-----	1,799,453.58
	1990				1,939,678.64	-----	-----	76,664.20	-----	1,863,014.44
	1989				1,162,138.40	-----	-----	-----	<sup>13</sup> 1,162,138.40	-----
	NO YEAR				4,498,073.68	-----	-----	3,033,114.73	-----	1,464,958.95
					2,496,832.26	-----	-----	-7,892,105.54	-----	10,388,937.80
ACCOUNTS RECEIVABLE					-----	-----	-----	-----	3,621,820.06	<sup>14</sup> -9,843,342.81
FUND EQUITIES					-6,221,522.75	-----	-----	-----	3,110,868.53	-11,175,650.76
UNOBLIGATED BALANCE					-8,064,782.23	-----	-----	-----	-----	-2,894,378.17
ACCOUNTS PAYABLE					-4,207,572.03	-----	-----	-----	-----	-0-
UNDELIVERED ORDERS					-0-	-----	-----	-----	-----	-0-
SUBTOTAL		15		0319	-0-	45,997,000.00	-----	47,307,472.41	-1,310,472.41	-----

FOOTNOTES AT END OF CHAPTER

APPROPRIATION, OUTLAYS, AND BALANCES - Continued

Appropriation or Fund Account		Account Symbol				Balances beginning of fiscal year	Appropriations and other obligational authority <sup>1</sup>	Transfers borrowings and investments (net) <sup>2</sup>	Outlays (net)	Balances withdrawn and other transactions <sup>3</sup>	Balances end or fiscal year <sup>4</sup>
Title	Period of Availability	Dept Reg	Tr Fm	Account No	Sub No						
<b>LEGAL ACTIVITIES-CONTINUED</b>											
<b>GENERAL FUND ACCOUNTS-CONTINUED</b>											
SALARIES AND EXPENSES, FOREIGN CLAIMS SETTLEMENT COMMISSION, JUSTICE FUND RESOURCES UNDISBURSED FUNDS	1994	15		0100		---	\$940,000.00	---	\$769,902.11	---	\$170,097.89
	1993					\$39,390.88	---	30,412.04	---	---	8,978.84
	1992					9,371.43	---	290.95	---	---	9,080.48
	1991					14,935.44	---	---	---	---	14,935.44
	1990					3,997.71	---	---	---	---	3,994.66
	1989					14,097.70	-14,097.00	---	3.05	---	---
ACCOUNTS RECEIVABLE FUND EQUITIES:						7,009.13	---	---	---	\$ 70	11,617.30
UNOBLIGATED BALANCE						-18,004.58	---	---	---	118,277.94	-136,282.52
ACCOUNTS PAYABLE						-67,466.82	---	---	---	5,508.11	-72,974.93
UNDELIVERED ORDERS						-3,330.89	---	---	---	6,116.27	-9,447.16
SUBTOTAL		15		0100		-0-	925,903.00	---	800,608.15	125,294.85	-0-
PAYMENT OF VIETNAM AND U.S. PUEBLO PRISONER OF WAR CLAIMS, FOREIGN CLAIMS SETTLEMENT COMMISSION, JUSTICE FUND RESOURCES:											
UNDISBURSED FUNDS	NO YEAR	15		0104		32,966.00	---	---	---	---	32,966.00
ACCOUNTS RECEIVABLE FUND EQUITIES:						-32,966.00	---	---	---	-14,995.01	-17,970.99
UNOBLIGATED BALANCE						---	---	---	---	14,700.84	-14,700.84
ACCOUNTS PAYABLE						---	---	---	---	294.17	-294.17
UNDELIVERED ORDERS						---	---	---	---	---	---
SUBTOTAL		15		0104		-0-	---	---	---	---	-0-
SALARIES AND EXPENSES, UNITED STATES ATTORNEYS, JUSTICE FUND RESOURCES:											
UNDISBURSED FUNDS	1994	15		0322		---	818,757,069.00	---	740,923,615.43	---	77,833,453.57
	1993-94					---	7,000,000.00	---	7,000,000.00	---	---
	1993					58,976,392.82	-7,000,000.00	---	32,543,689.90	---	19,432,702.92
	1992					3,077,442.69	---	---	2,644,642.28	---	432,800.41
	1991-92					458,239.64	---	---	1,147.58	---	457,092.06
	1991					10,657,423.29	---	---	2,102,682.91	---	8,554,740.38
	1990-91					3,828,473.11	---	---	-78.00	---	3,828,551.11
	1990					8,518,734.45	---	---	338,358.15	12,000,000.00	6,180,376.30
	1989					97,349.86	-72,731.00	---	5,618.14	19,000.72	---
	NO YEAR					40,104,166.13	---	---	719,536.89	---	39,384,629.24
ACCOUNTS RECEIVABLE FUND EQUITIES:						39,227,073.03	---	---	---	-4,659,805.43	43,886,878.46
UNOBLIGATED BALANCE						-29,272,967.51	---	---	---	-731,581.57	-28,541,385.94
ACCOUNTS PAYABLE						-132,225,655.04	---	---	---	31,134,981.50	-163,360,636.54
UNDELIVERED ORDERS						-3,446,672.47	---	---	---	4,642,529.50	-8,089,201.97
SUBTOTAL		15		0322		-0-	818,684,338.00	---	786,279,213.28	32,405,124.72	-0-
SALARIES AND EXPENSES, UNITED STATES MARSHALS SERVICE, JUSTICE FUND RESOURCES:											
UNDISBURSED FUNDS	1994	15		0324		---	340,728,900.00	-\$7,000.00	305,990,917.91	---	34,730,982.09
	1993					37,532,048.63	---	7,000.00	28,700,621.69	---	8,838,426.94
	1992					7,114,029.20	---	---	3,087,161.93	---	4,026,867.27
	1991					3,372,330.57	---	---	-744,595.84	---	4,116,926.41
	1990					4,887,338.83	---	---	102,335.99	---	4,785,002.84
	1989					1,229,342.58	-826,728.00	---	93,287.80	19,309,326.78	---
	NO YEAR					18,987,724.01	7,567,000.00	---	7,064,640.35	---	19,490,083.66
FUNDS HELD OUTSIDE THE TREASURY						---	---	7,000.00	---	---	7,000.00
ACCOUNTS RECEIVABLE FUND EQUITIES:	1993					7,000.00	---	-7,000.00	---	---	---
UNOBLIGATED BALANCE						16,097,974.24	---	---	---	-1,548,045.94	17,646,020.18
ACCOUNTS PAYABLE						-7,552,081.23	---	---	---	1,458,161.51	-9,010,242.74
UNDELIVERED ORDERS						-78,110,970.02	---	---	---	3,960,697.08	-82,071,667.10
SUBTOTAL		15		0324		-3,564,736.81	347,469,172.00	---	344,294,369.83	-1,005,337.26	-2,559,399.55
SUPPORT OF UNITED STATES PRISONERS, JUSTICE FUND RESOURCES:											
UNDISBURSED FUNDS	NO YEAR	15		1020		71,249,495.84	302,717,000.00	---	253,451,301.70	---	120,515,194.14
ACCOUNTS RECEIVABLE						3,942,838.19	---	---	---	-36,000,000.00	39,942,838.19

**APPROPRIATION, OUTLAYS, AND BALANCES - Continued**

Appropriation or Fund Account		Account Symbol			Balances beginning of fiscal year	Appropriations and other obligational authority <sup>1</sup>	Transfers borrowings and investments (net) <sup>2</sup>	Outlays (net)	Balances withdrawn and other transactions <sup>3</sup>	Balances end or fiscal year <sup>4</sup>
Title	Period of Availability	Dept. Reg	Account No.	Sub No.						
FUND EQUITIES:										
UNOBLIGATED BALANCE					-16,437,615.59	---	---	---	44,281,296.12	-60,718,911.71
ACCOUNTS PAYABLE					-22,891,566.74	---	---	---	20,260,986.65	-43,152,565.39
UNDELIVERED ORDERS					-35,863,151.70	---	---	---	20,723,403.53	-56,586,555.23
	SUBTOTAL	15	1020		-0-	302,717,000.00		253,451,301.70	49,265,696.30	-0-
FEEES AND EXPENSES OF WITNESSES, JUSTICE										
FUND RESOURCES:										
UNDISBURSED FUNDS	NO YEAR	15	0311		87,659,043.67	97,871,000.00		75,067,322.04	---	110,462,721.63
ACCOUNTS RECEIVABLE					1,581,899.65	---	---	---	-178,401.24	1,760,300.89
FUND EQUITIES:										
UNOBLIGATED BALANCE					-26,934,455.17	---	---	---	16,232,296.30	-43,166,751.47
ACCOUNTS PAYABLE					-62,283,393.90	---	---	---	6,766,357.45	-69,049,751.35
UNDELIVERED ORDERS					-23,094.25	---	---	---	-16,574.55	-6,519.70
	SUBTOTAL	15	0311		-0-	97,871,000.00		75,067,322.04	22,803,677.96	-0-
SALARIES AND EXPENSES, COMMUNITY RELATIONS SERVICE, JUSTICE										
FUND RESOURCES:										
UNDISBURSED FUNDS	1994	15	0500		---	9,828,000.00	---	8,659,519.52	---	1,168,480.48
	1993				796,404.00	---	---	558,602.45	---	237,801.55
	1992				131,500.50	---	---	-13,468.28	---	144,968.78
	1991				231,414.68	---	---	11,424.83	11218,000.00	1,989.85
	1990				106,108.31	---	---	84.95	11103,000.00	3,023.36
	1989				194,472.55	---	.45	---	11194,473.00	---
	NO YEAR				7,078,141.82	18,878,000.00	---	23,539,196.13	---	2,416,945.69
ACCOUNTS RECEIVABLE					1,996,140.91	---	---	---	-13,176,170.96	15,172,311.87
FUND EQUITIES:										
UNOBLIGATED BALANCE					-5,322,060.33	---	---	---	2,797,707.73	-8,119,768.06
ACCOUNTS PAYABLE					-2,982,451.78	---	---	---	2,066,587.10	-5,049,038.88
UNDELIVERED ORDERS					-2,229,670.66	---	---	---	3,747,043.98	-5,976,714.64
	SUBTOTAL	15	0500		-0-	28,706,000.00	45	32,755,359.60	-4,049,359.15	-0-
INDEPENDENT COUNSEL, JUSTICE										
FUND RESOURCES:										
UNDISBURSED FUNDS	1994	15	0327		---	10,500,000.00	---	9,613,619.89	---	886,380.11
	1993				76.00	---	---	-47,166.95	---	47,242.95
	1990				1,125.50	---	---	---	---	1,125.50
ACCOUNTS RECEIVABLE					---	---	---	---	-7,844.66	7,844.66
FUND EQUITIES:										
UNOBLIGATED BALANCE					---	---	---	---	194,754.84	-194,754.84
ACCOUNTS PAYABLE					-200.00	---	---	---	490,040.40	-490,240.40
UNDELIVERED ORDERS					-1,001.50	---	---	---	256,596.48	-257,597.98
	SUBTOTAL	15	0327		-0-	10,500,000.00		9,566,452.94	933,547.06	-0-
CIVIL LIBERTIES PUBLIC EDUCATION										
FUND, JUSTICE										
FUND RESOURCES:										
UNDISBURSED FUNDS	NO YEAR	15	0329		418,600.38	100,000,000.00	---	86,980,000.00	---	13,438,600.38
FUND EQUITIES:										
UNOBLIGATED BALANCE					-358,594.38	---	---	---	9,640,006.00	-9,998,600.38
ACCOUNTS PAYABLE					-60,006.00	---	---	---	3,379,994.00	-3,440,000.00
	SUBTOTAL	15	0329		-0-	100,000,000.00		86,980,000.00	13,020,000.00	-0-
<b>SPECIAL FUND ACCOUNTS</b>										
ASSETS FORFEITURE FUND, JUSTICE										
FUND RESOURCES:										
UNDISBURSED FUNDS	NO YEAR	15	5042		89,068,251.94	517,093,416.72	291,650,800.07	356,628,865.29	---	541,183,603.44
UNREALIZED DISCOUNT ON INVESTMENTS					-609,199.73	---	609,199.93	---	---	20
INVESTMENTS IN PUBLIC DEBT SECURITIES					292,260,000.00	---	-292,260,000.00	---	---	---
ACCOUNTS RECEIVABLE					291,654,356.45	---	---	---	291,526,542.62	127,813.83
FUND EQUITIES:										
UNOBLIGATED BALANCE					-421,927,782.01	---	---	---	-301,738,303.35	11-120,189,478.66
ACCOUNTS PAYABLE					-232,875,604.41	---	---	---	181,429,774.70	-414,305,379.11
UNDELIVERED ORDERS					-17,570,022.24	---	---	---	-10,753,462.54	-6,816,559.70
	SUBTOTAL	15	5042		-0-	517,093,416.72		356,628,865.29	160,464,551.43	-0-
UNITED STATES TRUSTEE SYSTEM FUND, JUSTICE										
FUND RESOURCES:										
UNDISBURSED FUNDS	NO YEAR	15	5073		23,795,885.18	58,757,745.19	14,415,020.92	67,665,056.52	---	29,303,594.77
UNREALIZED DISCOUNT ON INVESTMENTS					-923,634.11	---	216,979.08	---	---	-706,655.03
INVESTMENTS IN PUBLIC DEBT SECURITIES					110,947,000.00	---	-14,632,000.00	---	---	96,315,000.00
ACCOUNTS RECEIVABLE					22,000.00	---	---	---	5,779.69	16,220.31
FUND EQUITIES:										
UNOBLIGATED BALANCE					-123,515,734.91	---	---	---	-13,181,270.43	18-110,334,464.48
ACCOUNTS PAYABLE					-10,134,764.27	---	---	---	4,457,857.04	-14,592,621.31
UNDELIVERED ORDERS					-190,751.89	---	---	---	-189,677.63	-1,074.26
	SUBTOTAL	15	5073		-0-	58,757,745.19		67,665,056.52	-8,907,311.33	-0-

FOOTNOTES AT END OF CHAPTER

**APPROPRIATION, OUTLAYS, AND BALANCES - Continued**

Appropriation or Fund Account		Account Symbol				Balances beginning of fiscal year	Appropriations and other obligational authority <sup>1</sup>	Transfers borrowings and investments (net) <sup>2</sup>	Outlays (net)	Balances withdrawn and other transactions <sup>3</sup>	Balances end or fiscal year <sup>4</sup>
Title	Period of Availability	Dept Reg	Fm	Account No	Sub No						
<b>LEGAL ACTIVITIES-CONTINUED</b>											
<b>SPECIAL FUND ACCOUNTS-CONTINUED</b>											
SALARIES AND EXPENSES, UNITED STATES											
ATTORNEYS, JUSTICE											
FUND RESOURCES:											
UNDISBURSED FUNDS	NO YEAR	15		5093		\$8,277,847.00	-----	-----	-----	-----	\$8,277,847.00
FUND EQUITIES:											
UNOBLIGATED BALANCE						-8,277,847.00	-----	-----	-----	-----	-8,277,847.00
	SUBTOTAL	15		5093		-0-	-----	-----	-----	-----	-0-
TOTAL, LEGAL ACTIVITIES						-----	\$2,733,295,408.04	\$ 45	\$2,476,243,380.02	\$257,052,028.47	-----
<b>RADIATION EXPOSURE COMPENSATION</b>											
<b>GENERAL FUND ACCOUNTS</b>											
ADMINISTRATIVE EXPENSES, RADIATION											
EXPOSURE COMPENSATION, JUSTICE											
FUND RESOURCES:											
UNDISBURSED FUNDS	1994	15		0105		-----	2,668,000.00	-----	593,859.89	-----	2,074,140.11
	1993					1,827,917.08	-----	1,181,878.92	-----	-----	646,038.16
FUND EQUITIES:											
UNOBLIGATED BALANCE						-1,827,917.08	-----	-----	892,261.19	-----	-2,720,178.27
	SUBTOTAL	15		0105		-0-	2,668,000.00	-----	1,775,738.81	892,261.19	-0-
<b>TRUST FUND ACCOUNTS</b>											
RADIATION EXPOSURE COMPENSATION TRUST FUND											
FUND RESOURCES:											
UNDISBURSED FUNDS	NO YEAR	15		8116		125,047,292.69	3,521,352.75	-1,220,708.01	60,926,341.19	-----	66,421,596.24
UNREALIZED DISCOUNT ON INVESTMENTS						-1,220,708.01	-----	1,220,708.01	-----	-----	-----
ACCOUNTS RECEIVABLE						-----	-----	-----	-----	-375,000.00	375,000.00
FUND EQUITIES:											
UNOBLIGATED BALANCE						-122,177,775.12	-----	-----	-----	-57,129,512.29	<sup>18</sup> -65,048,262.83
ACCOUNTS PAYABLE						-1,648,809.56	-----	-----	-----	99,523.85	-1,748,333.41
	SUBTOTAL	15		8116		-0-	3,521,352.75	-----	60,926,341.19	-57,404,988.44	-0-
TOTAL, RADIATION EXPOSURE COMPENSATION						-----	6,189,352.75	-----	62,702,080.00	-56,512,727.25	-----
<b>INTERAGENCY LAW ENFORCEMENT</b>											
<b>GENERAL FUND ACCOUNTS</b>											
ORGANIZED CRIME DRUG ENFORCEMENT,											
INTERAGENCY LAW ENFORCEMENT,											
JUSTICE											
FUND RESOURCES:											
UNDISBURSED FUNDS	1994	15		0323		-----	332,381,000.00	-----	261,258,269.52	-----	71,122,730.48
	1993					70,596,562.85	-----	-----	70,596,800.35	-----	-----
	1992					6,275,203.45	-----	-----	561,700.00	-----	5,713,503.45
	1991					563,766.63	-----	-----	-825,871.00	-----	1,389,637.63
	1990					325,817.18	-----	-----	-53,151.00	-----	378,968.18
ACCOUNTS RECEIVABLE	NO YEAR					48,693,800.37	50,000,000.00	-----	51,296,398.45	-----	47,387,401.92
FUND EQUITIES:											
UNOBLIGATED BALANCE						-8,233,148.19	-----	-----	-----	-587,435.53	-1,696,517.09
ACCOUNTS PAYABLE						-122,999,572.24	-----	-----	-----	6,668,920.31	-129,668,492.55
	SUBTOTAL	15		0323		-0-	382,381,000.00	-----	382,834,146.32	-453,146.32	-0-
TOTAL, INTERAGENCY LAW ENFORCEMENT						-----	382,381,000.00	-----	382,834,146.32	-453,146.32	-----

**APPROPRIATION, OUTLAYS, AND BALANCES - Continued**

Appropriation or Fund Account Title	Period of Availability	Account Symbol			Balances beginning of fiscal year	Appropriations and other obligatory authority <sup>1</sup>	Transfers borrowings and investments (net) <sup>2</sup>	Outlays (net)	Balances withdrawn and other transactions <sup>3</sup>	Balances end or fiscal year <sup>4</sup>
		Dept. Reg	Tr Fm	Account No.						
<b>FEDERAL BUREAU OF INVESTIGATION</b>										
<b>GENERAL FUND ACCOUNTS</b>										
SALARIES AND EXPENSES, FEDERAL BUREAU OF INVESTIGATION FUND RESOURCES:										
UNDISBURSED FUNDS	1994-95	15		0200	-----	13,034,825.00	-----	-----	-----	13,034,825.00
	1994				-----	-----	-----	-----	-----	-----
	1993-94				10,479,331.00	1,943,377,733.00	-729,163.81	1,824,462,546.04	-----	118,186,023.15
	1993				158,687,075.62	-----	990,371.77	6,911,968.16	-----	3,567,362.84
	1992-93				17,513,963.52	-----	-----	106,073,572.12	-----	53,603,875.27
	1992				60,895,179.15	-----	-----	16,724,229.16	-----	789,734.36
	1991-92				4,298,687.17	-----	-----	8,384,712.87	-----	52,510,466.28
	1991				53,809,839.62	-----	-----	1,532,618.95	-----	2,765,868.22
	1990-91				47,490.39	-----	-----	2,327,667.63	-----	51,482,172.19
	1990				9,520,139.81	-----	-----	-----	-----	47,490.39
	1989-90				663,668.57	-----	-----	1,432,977.48	-----	8,087,162.33
	1989				12,279,061.53	-----	-----	3,390,290.93	298,888,780.60	663,668.57
	1988-89				389,646.22	-----	-----	-----	389,646.22	-----
	NO YEAR				287,871,736.28	106,163,077.00	-----	135,233,083.73	-----	258,801,729.55
FUNDS HELD OUTSIDE THE TREASURY	1993				-----	-----	729,163.81	-----	-----	729,163.81
					990,371.77	-----	-990,371.77	-----	-----	-----
ACCOUNTS RECEIVABLE					208,172,144.00	-----	-----	-----	-89,554,463.00	297,726,607.00
FUND EQUITIES:										
UNOBLIGATED BALANCE					-212,225,127.90	-----	-----	-----	-55,228,769.41	-156,996,358.49
ACCOUNTS PAYABLE					-348,352,516.75	-----	-----	-----	88,794,151.36	-437,146,668.11
UNDELIVERED ORDERS					-265,040,690.20	-----	-----	-----	2,812,432.16	-267,853,122.36
	SUBTOTAL	15		0200	-----	2,062,575,635.00	-----	2,106,473,857.07	-43,898,222.07	-----
TOTAL, FEDERAL BUREAU OF INVESTIGATION					-----	2,062,575,635.00	-----	2,106,473,857.07	-43,898,222.07	-----
<b>DRUG ENFORCEMENT ADMINISTRATION</b>										
<b>GENERAL FUND ACCOUNTS</b>										
SALARIES AND EXPENSES, DRUG ENFORCEMENT ADMINISTRATION FUND RESOURCES:										
UNDISBURSED FUNDS	1994-95	15		1100	-----	1,307,700.00	-----	-1,355,849.72	-----	2,663,549.72
	1994				-----	-----	-----	-----	-----	-----
	1993-94				6,356,447.73	733,527,540.00	-15,708,000.00	661,499,611.54	-----	56,319,928.46
	1993				35,965,852.39	2,756,000.00	-----	5,195,805.84	-----	3,916,641.89
	1992-93				6,463,917.40	-2,756,000.00	14,200,000.00	74,888,123.45	-----	6-27,478,271.06
	1992				-4,851,684.95	-----	-----	5,197,744.48	-----	1,266,172.92
	1991-92				1,083,055.13	-----	-----	-6,819,180.82	-----	1,967,495.87
	1991				17,221,515.91	-----	-----	227,611.11	-----	855,444.02
	1990-91				1,146,239.12	-----	-----	1,590,770.71	-----	15,630,745.20
	1990				22,055,130.26	-----	-----	-160,055.00	-----	1,306,294.12
	1989-90				2,064,451.11	-----	-----	8,105,012.02	-----	13,950,118.24
	1989				138,352.28	-3,800,000.00	-----	1,200.00	-----	2,063,251.11
	1988-89				2,256,653.95	-----	-----	-8,738,740.31	215,077,092.59	-----
	NO YEAR				20,507,125.60	-1,800,300.00	-----	792,293.90	1,464,360.05	-----
FUNDS HELD OUTSIDE THE TREASURY	1993				-----	-----	15,708,000.00	-----	-----	-----
					14,200,000.00	-----	-14,200,000.00	-----	-----	-----
ACCOUNTS RECEIVABLE					118,518,492.49	-----	-----	-----	-25,635,571.63	144,154,064.12
UNFILLED CUSTOMER ORDERS					36,681,979.80	-----	-----	-----	-9,943,345.82	46,625,325.62
FUND EQUITIES:										
UNOBLIGATED BALANCE					-37,801,750.87	-----	-----	-----	-7,301,636.78	-30,500,114.09
ACCOUNTS PAYABLE					-69,614,055.82	-----	-----	-----	-----	-71,754,717.73
UNDELIVERED ORDERS					-172,391,721.53	-----	-----	-----	12,170,075.29	-184,561,796.82
	SUBTOTAL	15		1100	-----	729,234,940.00	-----	751,263,304.39	-22,028,364.39	-----
CONSTRUCTION, DRUG ENFORCEMENT ADMINISTRATION FUND RESOURCES:										
UNDISBURSED FUNDS	NO YEAR	15		1101	2,661,427.61	4,000,000.00	-----	-4,887,515.17	-----	11,548,942.78
UNFILLED CUSTOMER ORDERS					7,000,000.00	-----	-----	-----	7,000,000.00	-----
FUND EQUITIES:										
UNOBLIGATED BALANCE					-----	-----	-----	-----	4,000,000.00	-4,000,000.00
ACCOUNTS PAYABLE					-9,708.22	-----	-----	-----	-9,708.22	-----
UNDELIVERED ORDERS					-9,651,719.39	-----	-----	-----	-2,102,776.61	-7,548,942.78
	SUBTOTAL	15		1101	-----	4,000,000.00	-----	-4,887,515.17	8,887,515.17	-----

FOOTNOTES AT END OF CHAPTER



**APPROPRIATION, OUTLAYS, AND BALANCES - Continued**

Appropriation or Fund Account		Account Symbol			Balances beginning of fiscal year	Appropriations and other obligatory authority <sup>1</sup>	Transfers borrowings and investments (net) <sup>2</sup>	Outlays (net)	Balances withdrawn and other transactions <sup>3</sup>	Balances end of fiscal year <sup>4</sup>
Title	Period of Availability	Dept Reg	Tr Fm	Account No.						
<b>DRUG ENFORCEMENT ADMINISTRATION-CONTINUED</b>										
<b>SPECIAL FUND ACCOUNTS</b>										
DIVERSION CONTROL FEE ACCOUNT, JUSTICE										
FUND RESOURCES										
UNDISBURSED FUNDS	NO YEAR	15		5131	\$4,039,568.95	\$72,666,953.28	-----	\$46,487,715.28	-----	\$30,218,806.95
ACCOUNTS RECEIVABLE					3,161,070.00	-----	-----	-----	-----	-----
FUND EQUITIES										
ACCOUNTS PAYABLE					-7,200,638.95	-----	-----	-----	-----	18,066,594.69
UNDELIVERED ORDERS					-----	-----	-----	-----	-----	4,931,573.31
					-----	-----	-----	-----	-----	-4,931,573.31
					-----	-----	-----	-----	-----	-0-
<b>SUBTOTAL</b>		15		5131	-0-	72,666,953.28	-----	46,487,715.28	-----	26,179,238.00
<b>TOTAL, DRUG ENFORCEMENT ADMINISTRATION</b>										
					-----	805,901,893.28	-----	792,863,504.50	-----	13,038,388.78
<b>IMMIGRATION AND NATURALIZATION SERVICE</b>										
<b>GENERAL FUND ACCOUNTS</b>										
SALARIES AND EXPENSES, IMMIGRATION AND NATURALIZATION SERVICE										
FUND RESOURCES										
UNDISBURSED FUNDS	1994	15		1217	-----	1,056,426,479.00	-809,822.40	2868,284,732.98	-----	187,331,923.62
	1993				154,604,433.32	-----	879,600.00	127,520,621.90	-----	27,963,411.42
	1992				62,622,099.65	-----	-----	18,202,986.35	-----	44,419,113.30
	1991				45,758,492.60	-----	-----	16,079,906.09	-----	29,678,586.51
	1990				14,940,376.74	-----	-----	7,745,850.55	-----	7,194,526.19
	1989				13,185,911.56	-10,000,000.00	-----	632,919.28	2,552,992.28	-----
	NO YEAR				26,727,284.27	400,000.00	-----	-15,455,929.88	-----	42,583,214.15
FUNDS HELD OUTSIDE THE TREASURY					-----	-----	-----	-----	-----	809,822.40
	1993				879,600.00	-----	809,822.40	-----	-----	-----
ACCOUNTS RECEIVABLE					39,927,328.56	-----	-879,600.00	-----	10,691,676.45	29,235,652.11
FUND EQUITIES:										
UNOBLIGATED BALANCE					-47,806,631.91	-----	-----	-----	13,251,909.60	-61,058,541.51
ACCOUNTS PAYABLE					-94,082,511.93	-----	-----	-----	18,075,137.38	-112,157,649.31
UNDELIVERED ORDERS					-216,756,382.86	-----	-----	-----	-20,756,323.98	-196,000,058.88
					-----	-----	-----	-----	-----	-0-
<b>SUBTOTAL</b>		15		1217	-0-	1,046,826,479.00	-----	1,023,011,087.27	-----	23,815,391.73
IMMIGRATION EMERGENCY FUND, IMMIGRATION AND NATURALIZATION SERVICE, JUSTICE										
FUND RESOURCES:										
UNDISBURSED FUNDS	NO YEAR	15		1218	30,600,000.00	6,000,000.00	-----	-----	-----	36,600,000.00
FUND EQUITIES:										
UNOBLIGATED BALANCE					-30,600,000.00	-----	-----	-----	6,000,000.00	-36,600,000.00
					-----	-----	-----	-----	-----	-0-
<b>SUBTOTAL</b>		15		1218	-0-	6,000,000.00	-----	-----	6,000,000.00	-0-
<b>SPECIAL FUND ACCOUNTS</b>										
IMMIGRATION LEGALIZATION, IMMIGRATION AND NATURALIZATION SERVICE, JUSTICE										
FUND RESOURCES:										
UNDISBURSED FUNDS	NO YEAR	15		5086	8,201,858.34	1,304,010.20	-----	2,791,529.16	-----	6,714,339.38
FUND EQUITIES:										
UNOBLIGATED BALANCE					-8,201,858.34	-----	-----	-----	-1,487,518.96	-6,714,339.38
					-----	-----	-----	-----	-----	-0-
<b>SUBTOTAL</b>		15		5086	-0-	1,304,010.20	-----	2,791,529.16	-----	-1,487,518.96
IMMIGRATION USER FEE, IMMIGRATION AND NATURALIZATION SERVICE, JUSTICE										
FUND RESOURCES:										
UNDISBURSED FUNDS	NO YEAR	15		5087	28,879,717.80	278,556,248.27	-----	265,036,231.94	-----	42,399,734.13
FUND EQUITIES:										
UNOBLIGATED BALANCE					-28,879,717.80	-----	-----	-----	13,520,016.33	-42,399,734.13
					-----	-----	-----	-----	-----	-0-
<b>SUBTOTAL</b>		15		5087	-0-	278,556,248.27	-----	265,036,231.94	-----	13,520,016.33
IMMIGRATION EXAMINATIONS FEE ACCOUNT, IMMIGRATION AND NATURALIZATION SERVICE, JUSTICE										
FUND RESOURCES:										
UNDISBURSED FUNDS	NO YEAR	15		5088	29,533,641.30	269,405,877.42	-----	235,888,447.75	-----	63,051,070.97

**APPROPRIATION, OUTLAYS, AND BALANCES - Continued**

Appropriation or Fund Account		Account Symbol			Balances beginning of fiscal year	Appropriations and other obligational authority <sup>1</sup>	Transfers borrowings and investments (net) <sup>2</sup>	Outlays (net)	Balances withdrawn and other transactions <sup>3</sup>	Balances end or fiscal year <sup>4</sup>
Title	Period of Availability	Dept. Reg	Tr. Fm	Account No.						
FUND EQUITIES:										
UNOBLIGATED BALANCE					-29,533,641.30				33,517,429.67	-63,051,070.97
	SUBTOTAL	15		5088	-0-	269,405,877.42		235,888,447.75	33,517,429.67	-0-
LAND BORDER INSPECTION FEE ACCOUNT, JUSTICE										
FUND RESOURCES:										
UNDISBURSED FUNDS	NO YEAR	15		5089	768,912.41	715,900.00		546,908.25		937,904.16
FUND EQUITIES:										
UNOBLIGATED BALANCE					-768,912.41				168,991.75	-937,904.16
	SUBTOTAL	15		5089	-0-	715,900.00		546,908.25	168,991.75	-0-
BREACHED BOND/DETENTION FUND, JUSTICE										
FUND RESOURCES:										
UNDISBURSED FUNDS	NO YEAR	15		5126	4,690,847.70	15,820,168.23		16,183,376.60		4,327,639.33
FUND EQUITIES:										
UNOBLIGATED BALANCE					-4,690,847.70				-363,208.37	-4,327,639.33
	SUBTOTAL	15		5126	-0-	15,820,168.23		16,183,376.60	-363,208.37	-0-
TOTAL, IMMIGRATION AND NATURALIZATION SERVICE						1,618,628,683.12		1,543,457,580.97	75,171,102.15	
<b>FEDERAL PRISON SYSTEM</b>										
<b>GENERAL FUND ACCOUNTS</b>										
SALARIES AND EXPENSES, FEDERAL PRISON SYSTEM										
FUND RESOURCES:										
UNDISBURSED FUNDS	1994-95	15		1060		38,500,000.00				38,500,000.00
	1994					1,911,500,000.00	-26,143,000.00	1,661,533,886.00		223,823,114.00
	1993-94				28,800,000.00	7,000,000.00		16,180,800.83		19,619,199.17
	1993				160,642,903.77	-7,000,000.00	746,500.00	127,848,759.89		26,540,643.88
	1992-93				23,648,637.73			19,352,977.12		4,296,660.61
	1992				21,297,977.51			5,723,904.99		15,574,072.52
	1991				8,958,403.79			1,143,934.71	116,840,000.00	974,469.08
	1990				2,771,686.68			49,463.96	11,620,000.00	1,102,222.72
	1989				6,291,515.70			59,710.71	16,231,804.99	
	NO YEAR				41,828,081.62	2,393,537.87		30,486,126.79		13,735,492.70
TRANSFER TO:										
HEALTH AND HUMAN SERVICES, HEALTH RESOURCES AND SERVICES ADMINISTRATION	1994	75	15	1060	3		25,300,000.00	22,555,788.89		2,744,211.11
	1993					2,651,671.57		2,248,317.70		403,353.87
	1992					79,783.56		8,731.69		71,051.87
	1991					296,184.47		3,745.00		292,439.47
	1990					39,730.34				39,730.34
							843,000.00			843,000.00
FUNDS HELD OUTSIDE THE TREASURY	1993					746,500.00	-746,500.00			
ACCOUNTS RECEIVABLE						15,336,703.16			7,269,934.34	8,066,768.82
FUND EQUITIES:										
UNOBLIGATED BALANCE						-91,770,726.14			-6,392,874.31	-85,377,851.83
ACCOUNTS PAYABLE						-157,162,658.84			36,734,767.02	-193,897,425.86
UNDELIVERED ORDERS						-64,456,394.92			12,893,757.55	-77,350,152.47
	SUBTOTAL	15		1060	-0-	1,952,393,537.87		1,887,196,148.28	65,197,389.59	-0-
NATIONAL INSTITUTE OF CORRECTIONS, FEDERAL PRISON SYSTEM, JUSTICE										
FUND RESOURCES:										
UNDISBURSED FUNDS	NO YEAR	15		1004	4,756,870.02	10,211,000.00		11,689,023.52		3,278,846.50
ACCOUNTS RECEIVABLE					2,907,360.27				601,220.25	2,306,140.02
FUND EQUITIES:										
UNOBLIGATED BALANCE						-17,005.50			42,809.40	-58,814.90
ACCOUNTS PAYABLE						-6,388,937.02			-1,833,156.81	-4,555,780.21
UNDELIVERED ORDERS						-1,258,287.77			-288,896.36	-969,391.41
	SUBTOTAL	15		1004	-0-	10,211,000.00		11,689,023.52	-1,478,023.52	-0-
BUILDINGS AND FACILITIES, FEDERAL PRISON SYSTEM										
FUND RESOURCES:										
UNDISBURSED FUNDS	NO YEAR	15		1003	1,693,777,915.24	269,543,000.00		414,970,598.87		1,548,350,316.37
ACCOUNTS RECEIVABLE					1,183,742.72				82,215.92	1,101,526.80

FOOTNOTES AT END OF CHAPTER

APPROPRIATION, OUTLAYS, AND BALANCES - Continued

Appropriation or Fund Account		Account Symbol			Balances beginning of fiscal year	Appropriations and other obligational authority <sup>1</sup>	Transfers borrowings and investments (net) <sup>2</sup>	Outlays (net)	Balances withdrawn and other transactions <sup>3</sup>	Balances end of fiscal year <sup>4</sup>
Title	Period of Availability	Dept. Reg	Tr. Fm	Account No.						
<b>FEDERAL PRISON SYSTEM-CONTINUED</b>										
<b>GENERAL FUND ACCOUNTS-CONTINUED</b>										
BUILDINGS AND FACILITIES, FEDERAL PRISON SYSTEM-CONTINUED										
FUND EQUITIES:										
UNOBLIGATED BALANCE						-\$1,244,767,679.90	-----	-----	-\$403,306,520.27	-\$841,461,159.63
ACCOUNTS PAYABLE						-325,904,937.23	-----	-----	332,934,495.02	-658,839,432.25
UNDELIVERED ORDERS						-124,289,040.83	-----	-----	-75,137,789.54	-49,151,251.29
						-0-	-----	-----	-145,427,598.87	-0-
							\$269,543,000.00		\$414,970,598.87	
<b>SPECIAL FUND ACCOUNTS</b>										
BUILDINGS AND FACILITIES, FEDERAL PRISON SYSTEM										
FUND RESOURCES:										
UNDISBURSED FUNDS	NO YEAR	15		5094		168,359,468.47	-----	44,079,679.90	-----	124,279,788.57
FUND EQUITIES:										
UNOBLIGATED BALANCE						-105,079,187.84	-----	-----	-1,486,576.06	-103,592,611.78
ACCOUNTS PAYABLE						-47,782,640.49	-----	-----	-35,994,947.24	-11,787,693.25
UNDELIVERED ORDERS						-15,497,640.14	-----	-----	-6,598,156.60	-8,899,483.54
						-0-	-----	-----	-44,079,679.90	-0-
								44,079,679.90		
<b>INTRAGOVERNMENTAL FUNDS</b>										
PRISON INDUSTRIES FUND, DEPARTMENT OF JUSTICE										
FUND RESOURCES:										
UNDISBURSED FUNDS	NO YEAR	15		4500		44,732,873.12	-----	-15,549,357.96	-----	38,282,231.08
LEXINGTON, KY	NO YEAR	15		4500	107	-6,703.51	-----	-6,703.51	-----	-----
PLEASANTON, CA	NO YEAR	15		4500	108	-984.00	-----	-984.00	-----	-----
DULUTH, MN	NO YEAR	15		4500	130	-97.40	-----	-97.40	-----	-----
SEAGOVILLE, TX	NO YEAR	15		4500	411	-----	-----	1,972.00	-----	6-1,972.00
TEXARKANA, TX	NO YEAR	15		4500	412	-1,374.88	-----	-1,374.88	-----	-----
TALLAHASSEE, FL	NO YEAR	15		4500	601	410.57	-----	410.57	-----	-----
INVESTMENTS IN PUBLIC DEBT SECURITIES										
ACCOUNTS RECEIVABLE						57,630,865.31	-----	-----	-4,697,813.99	62,328,679.30
UNFILLED CUSTOMER ORDERS						215,200,837.23	-----	-----	-40,491,113.59	255,691,950.82
FUND EQUITIES:										
UNOBLIGATED BALANCE						-185,291,665.63	-----	-----	-12,605,426.90	-172,696,238.73
ACCOUNTS PAYABLE						-76,082,276.18	-----	-----	31,113,617.60	-107,195,893.78
UNDELIVERED ORDERS						-56,181,884.63	-----	-----	42,236,872.06	-98,418,756.69
						-0-	-----	-----	15,556,135.18	-0-
								-15,556,135.18		
<b>TRUST FUND ACCOUNTS</b>										
COMMISSARY FUNDS, FEDERAL PRISONS										
FUND RESOURCES:										
UNDISBURSED FUNDS	NO YEAR	15		8408		11,792,522.88	-----	-15,741,864.93	-----	27,534,387.81
ACCOUNTS RECEIVABLE						52,210.56	-----	-----	44,237.03	7,973.53
UNFILLED CUSTOMER ORDERS						9,104,662.34	-----	-----	-4,121,362.30	13,226,024.64
FUND EQUITIES:										
UNOBLIGATED BALANCE						-8,788,635.77	-----	-----	15,584,216.37	-24,372,852.14
ACCOUNTS PAYABLE						-9,008,739.96	-----	-----	3,014,296.51	-12,023,036.47
UNDELIVERED ORDERS						-3,152,020.05	-----	-----	1,220,477.32	-4,372,497.37
						-0-	-----	-----	-15,741,864.93	-0-
								-15,741,864.93		
<b>TOTAL, FEDERAL PRISON SYSTEM</b>										
						-----	2,232,147,537.87	-----	2,326,637,450.46	-94,489,912.59
<b>OFFICE OF JUSTICE PROGRAMS</b>										
<b>GENERAL FUND ACCOUNTS</b>										
JUSTICE ASSISTANCE, OFFICE OF JUSTICE PROGRAMS										
FUND RESOURCES:										
UNDISBURSED FUNDS	NO YEAR	15		0401		1,118,527,357.88	679,605,000.00	-1,000.00	655,494,334.52	1,142,637,023.36
FUNDS HELD OUTSIDE THE TREASURY						2,000.00	-----	1,000.00	-----	3,000.00
ACCOUNTS RECEIVABLE						67,501,399.05	-----	-----	-----	71,034,014.19
FUND EQUITIES:										
UNOBLIGATED BALANCE						-179,336,972.90	-----	-----	-127,495,850.23	-51,841,122.67
ACCOUNTS PAYABLE						-62,093,788.70	-----	-----	10,923,229.22	-73,017,017.92
UNDELIVERED ORDERS						-944,599,995.33	-----	-----	144,215,901.63	-1,068,815,896.96
						-0-	-----	-----	24,110,665.48	-0-
							679,605,000.00	-----	655,494,334.52	

**APPROPRIATION, OUTLAYS, AND BALANCES - Continued**

Appropriation or Fund Account		Account Symbol		Balances beginning of fiscal year	Appropriations and other obligational authority <sup>1</sup>	Transfers borrowings and investments (net) <sup>2</sup>	Outlays (net)	Balances withdrawn and other transactions <sup>3</sup>	Balances end or fiscal year <sup>4</sup>
Title	Period of Availability	Dept. Reg	Account No.						
<b>PUBLIC SAFETY OFFICERS' BENEFITS, OFFICE OF JUSTICE PROGRAMS, JUSTICE FUND RESOURCES:</b>									
UNDISBURSED FUNDS	NO YEAR	15	0403	18,836,481.77	30,821,000.00	-----	44,463,164.20	-----	5,194,317.57
ACCOUNTS RECEIVABLE				7,122.05	-----	-----	-----	-1,476.69	8,598.74
<b>FUND EQUITIES:</b>									
UNOBLIGATED BALANCE				-17,545,502.01	-----	-----	-----	-13,887,177.51	-3,658,324.50
ACCOUNTS PAYABLE				-1,140,979.86	-----	-----	-----	242,663.21	-1,383,643.07
UNDELIVERED ORDERS				-157,121.95	-----	-----	-----	3,826.79	-160,948.74
<b>SUBTOTAL</b>	15		0403	-0-	30,821,000.00	-----	44,463,164.20	-13,642,164.20	-0-
<b>SPECIAL FUND ACCOUNTS</b>									
<b>CRIME VICTIMS FUND, JUSTICE FUND RESOURCES:</b>									
UNDISBURSED FUNDS	NO YEAR	15	5041	247,740,296.60	178,246,417.46	-9,325,000.00	126,856,993.40	-----	289,804,719.66
HEALTH AND HUMAN SERVICES									
HUMAN DEVELOPMENT SERVICES	NO YEAR	75	15 5041	18,272,889.45	-----	9,325,000.00	8,562,539.45	-----	19,035,350.00
ACCOUNTS RECEIVABLE				19,348,189.82	-----	-----	-----	2,761,238.22	16,586,951.60
<b>FUND EQUITIES:</b>									
UNOBLIGATED BALANCE				-140,783,150.15	-----	-----	-----	40,751,523.40	-181,534,673.55
ACCOUNTS PAYABLE				-19,395,903.50	-----	-----	-----	-3,014,772.92	-16,381,130.58
UNDELIVERED ORDERS				-125,182,321.22	-----	-----	-----	2,328,895.91	-127,511,217.13
<b>SUBTOTAL</b>	15		5041	-0-	178,246,417.46	-----	135,419,532.85	42,826,884.61	-0-
<b>TOTAL, OFFICE OF JUSTICE PROGRAMS</b>				-----	888,672,417.46	-----	835,377,031.57	53,295,385.89	-----
<b>DEDUCTIONS FOR OFFSETTING RECEIPTS</b>									
INTRABUDGETARY TRANSACTIONS				-----	-35,785,559.31	-----	-35,785,559.31	-----	-----
OFFSETTING GOVERNMENTAL RECEIPTS				-----	-637,165,147.20	-----	-637,165,147.20	-----	-----
<b>TOTAL</b>				-----	-672,950,706.51	-----	-672,950,706.51	-----	-----
<b>TOTAL, DEPARTMENT OF JUSTICE</b>				-----	10,277,434,677.01	-----	10,004,685,408.23	272,749,268.78	-----

FOOTNOTES

- 1 The amounts in this column, unless otherwise footnoted, represent appropriations, increases and rescissions in borrowing authority or new contract authority. Appropriation accounts with appropriation transfer activity are presented in Table 1 (Appropriations and Appropriation Transfers) at the end of the chapter.
- 2 The amounts in this column, unless otherwise footnoted, represent transfers-other than appropriation transfers, borrowings (gross), investments (net), unrealized discounts or agent cashier funds.
- 3 The amounts in this column, unless otherwise footnoted, represent obligated balances canceled for fiscal year 1989 pursuant to 31 U.S.C. 1553, changes in unfilled customer orders, accounts receivable, accounts payable, undelivered orders, unobligated balances and adjustments to borrowing and contract authority.
- 4 Unobligated balances for no-year or unexpired multiple year accounts are available for obligation; unobligated balances for expired fiscal year accounts are not available for obligation.
- 5 Includes \$628,771.00 which is the unobligated balance withdrawn and subsequently reappropriated in fiscal year 1994. See footnote 8.
- 6 Subject to disposition by the administrative agency.
- 7 Includes \$73,000.00 which is the unobligated balance withdrawn and subsequently reappropriated in fiscal year 1994. See footnote 8.
- 8 Includes \$31,950,342.00 which is a reappropriation pursuant to 105 STAT 784-785, "Working Capital Fund, General Administration".
- 9 Includes \$50,804,273.55 which is unobligated - unavailable pursuant to Public Law 102-140.
- 10 Includes \$22,960.00 which is the unobligated balance withdrawn and subsequently reappropriated in fiscal year 1994. See footnote 8.
- 11 Represents the unobligated balance withdrawn and subsequently reappropriated in fiscal year 1994. See footnote 8.
- 12 Includes \$190,000.00 which is the unobligated balance withdrawn and subsequently reappropriated in fiscal year 1994. See footnote 8.
- 13 Includes \$1,162,138.00 which is the unobligated balance withdrawn and subsequently reappropriated in fiscal year 1994. See footnote 8.
- 14 Includes \$8,294,987.00 which is unobligated - unavailable pursuant to Public Law 103-121.
- 15 Includes \$19,000.00 which is the unobligated balance withdrawn and subsequently reappropriated in fiscal year 1994. See footnote 8.
- 16 Includes \$289,000.00 which is the unobligated balance withdrawn and subsequently reappropriated in fiscal year 1994. See footnote 8.
- 17 Includes \$53,046,861.00 which is unobligated - unavailable pursuant to Public Law 103-121.
- 18 Includes \$14,059,738.35 which unobligated - unavailable.
- 19 Includes \$621,356.00 which unobligated - unavailable.
- 20 Includes \$7,500,000.00 which is the unobligated balance withdrawn and subsequently reappropriated in fiscal year 1994. See footnote 8.
- 21 Includes \$5,000,000.00 which is the unobligated balance withdrawn and subsequently reappropriated in fiscal year 1994. See footnote 8.
- 22 Includes \$34,621.72 which represents payments for obligations of a closed account.
- 23 Includes \$5,940,000.00 which is the unobligated balance withdrawn and subsequently reappropriated in fiscal year 1994. See footnote 8.

**APPROPRIATION, OUTLAYS, AND BALANCES—Continued**

**FOOTNOTES**

**TABLE 1-APPROPRIATIONS AND APPROPRIATION TRANSFERS-JUSTICE**

ACCOUNT SYMBOL	NET APPROPRIATIONS AND APPROPRIATION TRANSFERS	APPROPRIATION AMOUNT	NET APPROPRIATION TRANSFERS	ACCOUNTS INVOLVED	AMOUNT FROM OR TO (-)	CITATIONS OF LAW
1590100	-\$14,097.00	\$0.00	-\$14,097.00	15X4526	-\$14,097.00	105 STAT. 784-85
15X0128	24,546,391.13	0.00	24,546,391.13	1540128	22,315,000.00	107 STAT. 1156
				15X0311	2,235,000.00	107 STAT. 1163-64
				15X5042	-3,608.87	28 USC 524
1590128	-2,656,558.00	0.00	-2,656,558.00	15X4526	-2,656,558.00	105 STAT. 784-785
1530128	-6,000,000.00	0.00	-6,000,000.00	153/40128	-6,000,000.00	106 STAT. 1831
153/40128	6,000,000.00	0.00	6,000,000.00	1530128	6,000,000.00	106 STAT. 1831
1540128	382,684,000.00	403,968,000.00	-21,284,000.00	15X0128	-22,315,000.00	107 STAT. 1156
				15X0311	1,031,000.00	107 STAT. 1163-64
15X0129	1,650,000.00	0.00	1,650,000.00	1530129	1,650,000.00	106 STAT. 1830
1590129	-885,025.00	0.00	-885,025.00	15X4526	-885,025.00	105 STAT. 784-785
1530129	-1,650,000.00	0.00	-1,650,000.00	15X0129	-1,650,000.00	106 STAT. 1830
15X0200	106,163,077.00	104,400,000.00	1,763,077.00	1540200	1,763,077.00	107 STAT. 1159-60
1540200	1,943,377,733.00	1,954,305,000.00	-10,927,267.00	1141070	3,870,635.00	107 STAT. 1237
				15X0200	-1,763,077.00	107 STAT. 1159-60
				154/50200	-13,034,825.00	107 STAT. 1159-60
154/50200	13,034,825.00	0.00	13,034,825.00	1540200	13,034,825.00	107 STAT. 1159-60
15X0311	97,871,000.00	103,022,000.00	-5,151,000.00	15X0128	-2,235,000.00	107 STAT. 1163-64
				1540128	-1,031,000.00	107 STAT. 1163-64
				15X0403	-1,885,000.00	107 STAT. 1163-64
1590322	-72,731.00	0.00	-72,731.00	15X4526	-72,731.00	105 STAT. 784-785
1530322	-7,000,000.00	0.00	-7,000,000.00	153/40322	-7,000,000.00	106 STAT. 1832
153/40322	7,000,000.00	0.00	7,000,000.00	1530322	7,000,000.00	106 STAT. 1832
1540322	818,757,069.00	813,797,000.00	4,960,069.00	1141070	6,210,069.00	107 STAT. 1237
				1541217	-1,250,000.00	107 STAT. 1163
15X0324	7,567,000.00	0.00	7,567,000.00	15X1020	7,567,000.00	107 STAT. 1163
1590324	-826,728.00	0.00	-826,728.00	15X4526	-826,728.00	105 STAT. 784-785
1540324	340,728,900.00	339,808,000.00	920,900.00	1141070	920,900.00	107 STAT. 1237
1590331	-75,253.00	0.00	-75,253.00	15X4526	-75,253.00	105 STAT. 784-785
15X0403	30,821,000.00	28,936,000.00	1,885,000.00	15X0311	1,885,000.00	107 STAT. 1163-64
15X0500	18,878,000.00	0.00	18,878,000.00	1540500	16,278,000.00	107 STAT. 1158-59
				15X1020	2,600,000.00	107 STAT. 1163-64
1540500	9,828,000.00	26,106,000.00	-16,278,000.00	15X0500	-16,278,000.00	107 STAT. 1158-59
15X1020	302,717,000.00	312,884,000.00	-10,167,000.00	15X0324	-7,567,000.00	107 STAT. 1163
				15X0500	-2,600,000.00	107 STAT. 1163-64
				15X5042	2,393,537.87	28 USC 524
15X1060	2,393,537.87	0.00	2,393,537.87	153/41060	-7,000,000.00	106 STAT. 1836-37
1531060	-7,000,000.00	0.00	-7,000,000.00	1531060	7,000,000.00	106 STAT. 1836-37
153/41060	7,000,000.00	0.00	7,000,000.00	154/51060	-38,500,000.00	107 STAT. 1161
1541060	1,911,500,000.00	1,950,000,000.00	-38,500,000.00	1541060	38,500,000.00	107 STAT. 1161
154/51060	38,500,000.00	0.00	38,500,000.00	15X4526	-523,540.00	105 STAT. 784-785
1591061	-523,540.00	0.00	-523,540.00	1541100	499,700.00	107 STAT. 1160
15X1100	-1,800,300.00	0.00	-1,800,300.00	15X5042	-2,300,000.00	31 USC 1552(a)(2)
				15X4526	-3,800,000.00	105 STAT. 784-785
1591100	-3,800,000.00	0.00	-3,800,000.00	153/41100	-2,756,000.00	106 STAT. 1835
1531100	-2,756,000.00	0.00	-2,756,000.00	1531100	2,756,000.00	106 STAT. 1835
153/41100	2,756,000.00	0.00	2,756,000.00	1141070	13,334,940.00	107 STAT. 1237
1541100	733,527,540.00	722,000,000.00	11,527,540.00	15X1100	-499,700.00	107 STAT. 1160
				154/51100	-1,307,700.00	107 STAT. 1160
154/51100	1,307,700.00	0.00	1,307,700.00	1541100	1,307,700.00	107 STAT. 1160

FOOTNOTES

ACCOUNT SYMBOL	NET APPROPRIATIONS AND APPROPRIATION TRANSFERS	APPROPRIATION AMOUNT	NET APPROPRIATION TRANSFERS	ACCOUNTS INVOLVED	AMOUNT FROM OR TO (-)	CITATIONS OF LAW
15X1101	4,000,000.00	0.00	4,000,000.00	11X5001	4,000,000.00	107 STAT. 1226
15X1217	400,000.00	0.00	400,000.00	1541217	400,000.00	107 STAT. 1160
1591217	-10,000,000.00	0.00	-10,000,000.00	15X4526	-10,000,000.00	105 STAT. 784-785
1541217	1,056,426,479.00	1,048,538,000.00	7,888,479.00	1141070	4,288,479.00	107 STAT. 1237
				1540322	1,250,000.00	107 STAT. 1163
				15X1217	-400,000.00	107 STAT. 1160
15X4526	18,853,932.00	0.00	18,853,932.00	15X5042	2,750,000.00	107 STAT. 1163
				1590100	14,097.00	105 STAT. 784-785
				1590128	2,656,558.00	105 STAT. 784-785
				1590129	885,025.00	105 STAT. 784-785
				1590322	72,731.00	105 STAT. 784-785
				1590324	826,728.00	105 STAT. 784-785
				1590331	75,253.00	105 STAT. 784-785
				1591061	523,540.00	105 STAT. 784-785
				1591100	3,800,000.00	105 STAT. 784-785
				1591217	10,000,000.00	105 STAT. 784-785
15X5041	-6,200,000.00	0.00	-6,200,000.00	10X5115	-6,200,000.00	42 USC 10601
15X5042	-32,839,929.00	0.00	-32,839,929.00	11X5001	-30,000,000.00	28 USC 524
				15X0128	3,608.87	28 USC 524
				15X1060	-2,393,537.87	28 USC 524
				15X1100	2,300,000.00	31 USC 1552(a)(2)
				1541217	-2,750,000.00	107 STAT. 1163
TOTALS	\$7,804,189,023.00	\$7,807,764,000.00	-\$3,574,977.00		-\$3,574,977.00	

THIS PAGE  
LEFT BLANK  
INTENTIONALLY



APPROPRIATION, OUTLAYS, AND BALANCES - Continued

Appropriation or Fund Account		Account Symbol			Balances beginning of fiscal year	Appropriations and other obligatory authority <sup>1</sup>	Transfers borrowings and investments (net) <sup>2</sup>	Outlays (net)	Balances withdrawn and other transactions <sup>3</sup>	Balances end or fiscal year <sup>4</sup>
Title	Period of Availability	Dept. Reg	Account No	Sub No						
<b>DEPARTMENT OF LABOR</b>										
<b>EMPLOYMENT AND TRAINING ADMINISTRATION</b>										
<b>GENERAL FUND ACCOUNTS</b>										
PROGRAM ADMINISTRATION, EMPLOYMENT AND TRAINING ADMINISTRATION FUND RESOURCES										
UNDISBURSED FUNDS	1994	16	0172			\$91,808,000 00		\$82,965,609 88		\$8,842,390 12
	1993				\$7,807,628 47			6,916,079 61		891,548 86
	1992				1,979,918 56			266,454 43		1,713,464 13
	1991				1,408,403 02			469,421 16		938,981 86
	1990				1,829,854 56			1,467,716 36		362,138 20
	1989				1,531,955 20			1,382,142 28	\$149,812 92	
ACCOUNTS RECEIVABLE					188,621 56				95,465 12	93,156 44
FUND EQUITIES										
UNOBLIGATED BALANCE					-4,754,845 49				-2,264,374 50	-2,490,470 99
ACCOUNTS PAYABLE					-4,517,713 42				1,163,796 19	-5,681,509 61
UNDELIVERED ORDERS					-5,473,822 46				-804,123 45	-4,669,699 01
	SUBTOTAL	16	0172		-0-	91,808,000 00		93,467,423 72	-1,659,423 72	-0-
TRAINING AND EMPLOYMENT SERVICES, EMPLOYMENT AND TRAINING ADMINISTRATION FUND RESOURCES										
UNDISBURSED FUNDS	1993-98	16	0174		19,840,000 00			5,590 00		19,834,410 00
	1994-97					126,556,000 00				126,556,000 00
	1993-96				54,702,848 00					54,702,848 00
	1994-95					4,668,801,000 00	-\$75,077,215 00	220,900,798 07		4,372,822,986 93
	1992-95				70,202,740 20		-3,783,222 00	13,428,897 24		52,990,620 96
	1994					221,153,000 00		60,475,533 49		160,677,466 51
	1993-94				3,936,878,369 37		-60,484,567 00	3,106,215,586 07		770,178,216 30
	1991-94				44,681,738 16		1,063,730 00	30,507,760 58		15,237,707 58
	1993				298,545,725 73		-154,012 00	232,808,998 74		65,582,714 99
	1992-93				604,488,983 00			428,307,613 20		176,181,369 80
	1990-93				9,530,568 52			8,907,695 35		622,873 17
	1989-93				11,810,408 97			11,609,678 97		200,730 00
	1992				1,070,549 34			910,131 26		160,418 08
	1991-92				95,324,910 38			67,385,384 57		27,939,525 81
	1989-92				2,401,340 35			1,419,297 32		982,043 03
	1991				536,970 03			142,930 60		394,039 43
	1990-91				13,835,042 76		157,544 93	4,943,605 61		9,048,982 08
	1988-91				2,282,459 44		41,324 27	903,318 55		1,420,465 16
	1990				389,746 96			48,016 60		341,730 36
	1989-90				16,442,238 04		296,026 62	7,019,044 19		9,719,220 47
	1989				3,334,394 92				3,334,394 92	
	1988-89				23,544,780 28		1,263,495 84	7,796,300 76	17,011,975 36	
	NO YEAR					33,000,000 00		9,942,360 14		23,057,639 86
TRANSFER TO:										
DEPARTMENT OF AGRICULTURE										
	1994-95	12	16	0174			45,648,880 00	13,536,073 34		32,112,806 66
	1992-95				1,426,004 00			2,142,751 00		2,571,408 41
	1993-94				33,372,138 23		36,678,028 00	66,738,502 66		3,311,663 57
	1991-94				1,893,699 63		-339,455 00	1,249,681 49		304,563 14
	1992-93				1,871,438 05			1,363,020 79		508,417 26
	1990-93				242,862 31			122,848 11		120,014 20
	1991-92				669,520 57			47,477 34		622,043 23
	1989-92				142,742 03			45,004 46		97,737 57
	1990-91				924,503 65			9,479 36		915,024 29
	1988-91				59,358 99			-01		59,359 00
	1989-90				485,268 27			277 84		484,990 43
	1988-89				732,957 17		-730,306 50	2,650 67		
INTERIOR, BUREAU OF RECLAMATION										
	1994-95	14	16	0174	6		11,199,960 00	4,105,769 22		7,094,190 78
	1992-95				902,323 88		619,644 00	311,128 24		1,210,839 64
	1993-94				7,903,125 75		9,347,077 00	17,046,739 69		203,463 06
	1991-94				780,153 51		-328,540 00	403,574 13		48,039 38
	1992-93				110,149 15			-15,864 56		126,013 71
	1990-93				25,787 26			25,539 94		247 32
	1991-92				227,691 73			62,010 85		165,680 88
	1990-91				157,560 92		-157,544 93	15 99		
	1988-91				41,324 27		-41,324 27			
	1989-90				296,028 63		-296,026 62	2 01		
	1988-89				79,032 67		-79,032 67			

**APPROPRIATION, OUTLAYS, AND BALANCES - Continued**

Appropriation or Fund Account Title	Period of Availability	Account Symbol			Balances beginning of fiscal year	Appropriations and other obligational authority <sup>1</sup>	Transfers borrowings and investments (net) <sup>2</sup>	Outlays (net)	Balances withdrawn and other transactions <sup>3</sup>	Balances end or fiscal year <sup>4</sup>
		Dept Reg	Fm	Account No.						
INTERIOR, NATIONAL PARK SERVICE	1994-95	14	16	0174	10		9,659,458 00	2,757,236 57		6,902,221 43
	1992-95						408,785 00	203,794 10		378,647 90
	1993-94						7,684,656 00	14,575,382 86		474,304 18
	1991-94						-154,000 00	194,988 07		39,360 76
	1992-93							502,083 76		262,105 97
	1990-93							25,473 98		89 69
	1991-92							5,387 61		406,544 27
	1989-92							48,152 45		8,379 25
	1990-91									473,043 34
	1988-91									13,031 25
	1989-90									179,484 12
	1988-89						-340,017 62			
INTERIOR, UNITED STATES FISH AND WILDLIFE SERVICE	1994-95	14	16	0174	16		7,023,863 00	1,929,028 83		5,094,834 17
	1992-95						612,042 00	128,790 79		768,666 21
	1993-94						5,451,504 00	10,048,900 88		516,224 03
	1991-94						-241,735 00	391,335 81		13,205 27
	1992-93							550,693 93		250,866 61
	1990-93							155,024 20		10,232 85
	1991-92							864 00		239,165 05
	1989-92							211,992 74		1,953 94
	1990-91							60 65		187,709 07
	1988-91							10,831 19		47,568 02
	1989-90									314,364 48
	1988-89						-114,139 05			
BUREAU OF INDIAN AFFAIRS	1994-95	14	16	0174	20		1,545,054 00			1,545,054 00
	1993-94						1,323,302 00	1,315,051 00		8,251 00
	1993						154,012 00			154,012 00
ACCOUNTS RECEIVABLE									-465,376,236 60	509,435,212 59
FUND EQUITIES:										
UNOBLIGATED BALANCE									72,933,056 25	-1,706,527,290 87
ACCOUNTS PAYABLE									7,529,678 98	-196,835,093 39
UNDELIVERED ORDERS										-4,562,970,658 24
SUBTOTAL		16		0174			5,049,510,000 00	4,352,784,803 19	696,725,196 81	-0-
COMMUNITY SERVICE EMPLOYMENT FOR OLDER AMERICANS, EMPLOYMENT AND TRAINING ADMINISTRATION FUND RESOURCES UNDISBURSED FUNDS	1994	16		0175			410,500,000 00			335,480,970 16
	1993							75,019,029 84		26,506,980 25
	1992							294,732,455 70		4,096,533 73
	1991							15,051,873 11		4,186,110 10
	1990							115,121 37		4,165,937 23
	1989							-71,642 44		
ACCOUNTS RECEIVABLE								289,234 23	3,710,161 89	62,184 44
FUND EQUITIES									179,016,583 01	
UNOBLIGATED BALANCE									1,577,255 05	-9,117,176 05
ACCOUNTS PAYABLE									26,726,323 45	-29,045,619 57
UNDELIVERED ORDERS									-185,666,395 21	-336,335,920 29
SUBTOTAL		16		0175			410,500,000 00	385,136,071 81	25,363,928 19	-0-
PAYMENTS TO THE UNEMPLOYMENT TRUST FUND, EMPLOYMENT AND TRAINING ADMINISTRATION FUND RESOURCES UNDISBURSED FUNDS	NO YEAR	16		0178						271,323,895 00
FUND EQUITIES										
UNOBLIGATED BALANCE									-4,320,000 00	-271,323,895 00
SUBTOTAL		16		0178				4,320,000 00	-4,320,000 00	-0-
FEDERAL UNEMPLOYMENT BENEFITS AND ALLOWANCES, EMPLOYMENT AND TRAINING ADMINISTRATION FUND RESOURCES UNDISBURSED FUNDS	1994	16		0326			190,000,000 00			110,633,401 04
	1993							79,366,598 96		111,205,520 38
	1992							51,850,627 32		113,773,938 54
	1991							27,428,334 51		90,219,840 76
	1990							3,061,648 05		130,909,600 93
	1989							-50,658 17		
ACCOUNTS RECEIVABLE									81,948,003 10	
FUND EQUITIES									-12,639,810 97	20,668,224 32
UNOBLIGATED BALANCE										-62,538,304 60
ACCOUNTS PAYABLE										7,047,837 98
UNDELIVERED ORDERS										-22,826,130 45
SUBTOTAL		16		0326			190,000,000 00	161,653,398 67	14,528,875 82	-144,870,383 84
									28,346,601 33	-0-

FOOTNOTES AT END OF CHAPTER

**APPROPRIATION, OUTLAYS, AND BALANCES - Continued**

Appropriation or Fund Account Title	Period of Availability	Account Symbol		Balances beginning of fiscal year	Appropriations and other obligational authority <sup>1</sup>	Transfers borrowings and investments (net) <sup>2</sup>	Outlays (net)	Balances withdrawn and other transactions <sup>3</sup>	Balances end or fiscal year <sup>4</sup>
		Dept. Reg	Account Tr Fm No						
<b>EMPLOYMENT AND TRAINING ADMINISTRATION-CONTINUED</b>									
<b>GENERAL FUND ACCOUNTS-CONTINUED</b>									
STATE UNEMPLOYMENT INSURANCE AND EMPLOYMENT SERVICE OPERATIONS, EMPLOYMENT AND TRAINING ADMINISTRATION FUND RESOURCES									
UNDISBURSED FUNDS	1994-95	16	0179	-----	\$74,986,000 00	-----	\$19,958,805 87	-----	\$55,027,194 13
	1994			-----	2,056,000 00	-----	-24,395,659 84	-----	26,451,659 84
	1993-94			\$26,832,365 07	-----	-----	21,841,497 16	-----	4,990,867 91
	1993			136,061,648 85	-----	-----	136,172,434 24	-----	110,785 39
	1992-93			55,773,049 52	-----	-----	55,005,686 40	-----	767,363 12
	1992			23,384,463 14	-----	-----	22,385,620 46	-----	998,842 68
	1991-92			691,744 79	-----	-----	691,743 49	-----	1 30
	1991			8,127,747 58	-----	-----	7,806,435 47	-----	321,312 11
	1990-91			2,936,497 96	-----	-----	2,926,122 97	-----	10,374 99
	1990			215,578 56	-----	-----	214,186 97	-----	1,391 59
	1989-90			2,240,104 73	-----	-----	2,073,445 98	-----	166,658 75
	1989			1,114,390 57	-----	-----	1,113,242 72	\$1,147 85	-----
	1988-89			22,333 44	-----	-----	22,333 00	44	-----
ACCOUNTS RECEIVABLE				530,965,777 40	-----	-----	-----	-124,323,387 27	655,289,164 67
FUND EQUITIES					-----	-----	-----	-----	-----
UNOBLIGATED BALANCE				-19,449,838 69	-----	-----	-----	48,798,080 00	-68,247,918 69
ACCOUNTS PAYABLE				-105,216,316 41	-----	-----	-----	-1,590,355 52	-103,625,960 89
UNDELIVERED ORDERS				-663,699,546 51	-----	-----	-----	-91,659,380 39	-572,040,166 12
	SUBTOTAL	16	0179	-0-	77,042,000 00	-----	245,815,894 89	-168,773,894 89	-0-
ADVANCES TO THE UNEMPLOYMENT TRUST FUND AND OTHER FUNDS, EMPLOYMENT AND TRAINING ADMINISTRATION FUND RESOURCES									
UNDISBURSED FUNDS	1994-95	16	0327	-----	3,055,400,000 00	-----	3,021,325,000 00	-----	34,075,000 00
	1993-94			56	-----	-----	44	-----	12
	1992-93			.44	-----	-----	44	-----	-----
	1989-90			67,992,898 98	-----	-----	-----	-----	67,992,898 98
	1988-89			67 98	-----	-----	-----	67 98	-----
ACCOUNTS RECEIVABLE				.44	-----	-----	-----	-----	.44
FUND EQUITIES					-----	-----	-----	-----	-----
UNOBLIGATED BALANCE				-67,992,967 52	-----	-----	-----	34,074,932 02	-102,067,899 54
	SUBTOTAL	16	0327	-0-	3,055,400,000 00	-----	3,021,325,000 00	34,075,000 00	-0-
<b>INTRAGOVERNMENTAL FUNDS</b>									
REVOLVING FUND FOR ADVANCES TO EMPLOYMENT SECURITY ADMINISTRATION ACCOUNT, UNEMPLOYMENT TRUST FUND FUND RESOURCES									
UNDISBURSED FUNDS	NO YEAR	16	4510	56,335,959 60	-----	-----	-----	-----	56,335,959 60
FUND EQUITIES					-----	-----	-----	-----	-----
UNOBLIGATED BALANCE				-56,335,959 60	-----	-----	-----	-----	-56,335,959 60
	SUBTOTAL	16	4510	-0-	-----	-----	-----	-----	-0-
<b>TRUST FUND ACCOUNTS</b>									
GIFTS AND BEQUESTS, DEPARTMENTAL MANAGEMENT, LABOR FUND RESOURCES									
UNDISBURSED FUNDS	NO YEAR	16	8131	188,608 12	176,969 84	-----	77,733 37	-----	287,844 59
FUND EQUITIES					-----	-----	-----	-----	-----
UNOBLIGATED BALANCE				-136,740 63	-----	-----	-----	117,406 23	-254,146 86
ACCOUNTS PAYABLE				-----	-----	-----	-----	28,138 01	-28,138 01
UNDELIVERED ORDERS				-51,867 49	-----	-----	-----	-46,307 77	-5,559 72
	SUBTOTAL	16	8131	-0-	176,969 84	-----	77,733 37	99,236 47	-0-
TOTAL, EMPLOYMENT AND TRAINING ADMINISTRATION				-----	8,874,436,969 84	-----	8,264,580,325 65	609,856,644 19	-----

**APPROPRIATION, OUTLAYS, AND BALANCES - Continued**

Appropriation or Fund Account Title	Period of Availability	Account Symbol			Balances beginning of fiscal year	Appropriations and other obligational authority <sup>1</sup>	Transfers borrowings and investments (net) <sup>2</sup>	Outlays (net)	Balances withdrawn and other transactions <sup>3</sup>	Balances end or fiscal year <sup>4</sup>
		Dept Reg	Tr Fm	Account No						
<b>UNEMPLOYMENT TRUST FUND</b>										
<b>TRUST FUND ACCOUNTS</b>										
UNEMPLOYMENT TRUST FUND FUND RESOURCES										
UNDISBURSED FUNDS	NO YEAR	20		8042	303,435,094.56	633,664,864,786.87	-\$3,264,116,000.00	630,189,072,172.63	-----	515,111,708.80
TRANSFER TO RAILROAD UNEMPLOYMENT BENEFITS AND REFUNDS, TRUST FUND, RAILROAD RETIREMENT BOARD	NO YEAR	60	20	8042	1	-----	66,500,000.00	66,578,869.73	-----	5-461,044.21
RAILROAD UNEMPLOYMENT ADMINISTRATIVE EXPENSES, TRUST FUND, RAILROAD RETIREMENT BOARD	NO YEAR	60	20	8042	2	-----	16,400,000.00	17,207,310.86	-----	5-678,699.74
INVESTMENTS IN PUBLIC DEBT SECURITIES					36,606,513,000.00	-----	3,181,216,000.00	-----	-----	39,787,729,000.00
ACCOUNTS RECEIVABLE					33,422,522.50	-----	-----	-----	14,526,638.35	18,895,884.15
FUND EQUITIES										
UNOBLIGATED BALANCE					-36,934,265,434.47	-----	-----	-----	3,376,681,709.95	-40,310,947,144.42
ACCOUNTS PAYABLE					-8,039,031.95	-----	-----	-----	519,665.19	-8,558,697.14
UNDELIVERED ORDERS					-812,587.28	-----	-----	-----	278,420.16	-1,091,007.44
SUBTOTAL		20		8042	-----	33,664,864,786.87	-----	30,272,858,353.22	3,392,006,433.65	-----
ASSISTANT SECRETARY FOR VETERANS EMPLOYMENT AND TRAINING, DEPARTMENTAL MANAGEMENT FUND RESOURCES										
UNDISBURSED FUNDS	1994	16		8289	-----	186,648,000.00	-----	171,801,920.00	-----	14,846,080.00
	1993				17,127,539.91	-----	-----	12,884,201.47	-----	4,243,338.44
	1992				3,104,949.28	-2,100,000.00	-----	395,032.21	-----	609,917.07
	1991				355,703.83	-----	-----	-101,702.37	-----	457,406.20
	1990				266,040.53	-243,095.20	-----	-3,995.42	-----	26,940.75
	1989				386,423.39	-384,434.59	-----	1,604.81	383.99	-----
ACCOUNTS RECEIVABLE					187,950.81	-----	-----	-----	24,659.92	163,290.89
FUND EQUITIES										
UNOBLIGATED BALANCE					-3,310,604.05	-----	-----	-----	-68,379.52	-3,242,224.53
ACCOUNTS PAYABLE					-6,708,732.02	-----	-----	-----	6,390,620.71	-13,099,352.73
UNDELIVERED ORDERS					-11,409,271.68	-----	-----	-----	-7,403,875.59	-4,005,396.09
SUBTOTAL		16		8289	-----	183,920,470.21	-----	184,977,060.70	-1,056,590.49	-----
TOTAL, UNEMPLOYMENT TRUST FUND					-----	33,848,785,257.08	-----	30,457,835,413.92	3,390,949,843.16	-----
TOTAL, EMPLOYMENT AND TRAINING ADMINISTRATION					-----	42,723,222,226.92	-----	38,722,415,739.57	4,000,806,487.35	-----
<b>OFFICE OF THE AMERICAN WORKPLACE</b>										
<b>GENERAL FUND ACCOUNTS</b>										
SALARIES AND EXPENSES, LABOR-MANAGEMENT STANDARDS FUND RESOURCES										
UNDISBURSED FUNDS	1994	16		0104	-----	27,309,000.00	-----	26,041,908.33	-----	1,267,091.67
	1993				1,122,638.49	-----	-----	1,053,464.13	-----	69,174.36
	1992				3,829,163.78	-----	-----	789,045.32	-----	3,040,118.46
	1991				1,337,795.88	-----	-----	120,236.76	-----	1,217,559.12
	1990-91				3,696.59	-----	-----	-----	-----	3,696.59
	1990				950,916.89	-----	-----	88,009.39	-----	862,907.50
	1989-90				308,003.84	-----	-----	-----	-----	308,003.84
	1988-90				1,515,767.56	-----	-----	-----	-----	1,515,767.56
	1989				1,180,039.15	-----	-----	69,277.38	1,110,761.77	-----
	NO YEAR				23,764.80	-----	-----	-----	-----	23,764.80
ACCOUNTS RECEIVABLE					64,328.85	-----	-----	-----	33,079.94	31,248.91
FUND EQUITIES										
UNOBLIGATED BALANCE					-5,207,343.06	-----	-----	-----	-612,296.69	-4,595,046.37
ACCOUNTS PAYABLE					-1,183,202.82	-----	-----	-----	248,654.91	-1,431,857.73
UNDELIVERED ORDERS					-3,945,569.95	-----	-----	-----	-1,633,141.24	-2,312,428.71
SUBTOTAL		16		0104	-----	27,309,000.00	-----	28,161,941.31	-852,941.31	-----
TOTAL OFFICE OF THE AMERICAN WORKPLACE					-----	27,309,000.00	-----	28,161,941.31	-852,941.31	-----

FOOTNOTES AT END OF CHAPTER

APPROPRIATION, OUTLAYS, AND BALANCES - Continued

Appropriation or Fund Account		Account Symbol			Balances beginning of fiscal year	Appropriations and other obligational authority <sup>1</sup>	Transfers borrowings and investments (net) <sup>2</sup>	Outlays (net)	Balances withdrawn and other transactions <sup>3</sup>	Balances end or fiscal year <sup>4</sup>
Title	Period of Availability	Dept Reg	Tr Fm	Account No						
<b>PENSION AND WELFARE BENEFIT ADMINISTRATION</b>										
<b>GENERAL FUND ACCOUNTS</b>										
SALARIES AND EXPENSES, PENSION AND WELFARE BENEFIT ADMINISTRATION										
FUND RESOURCES										
UNDISBURSED FUNDS	1994	16		1700	---	\$63,959,000.00	---	\$54,302,667.48	---	\$9,656,332.52
	1993				\$12,975,371.93	---	---	10,064,366.48	---	2,911,005.45
ACCOUNTS RECEIVABLE					53,851.94	---	---	---	\$39,772.74	14,079.20
FUND EQUITIES										
UNOBLIGATED BALANCE					-288,352.13	---	---	---	-942.53	-287,409.60
ACCOUNTS PAYABLE					-2,773,338.02	---	---	---	-647,569.84	-2,125,768.18
UNDELIVERED ORDERS					-9,967,533.72	---	---	---	200,705.67	-10,168,239.39
					-0-	---	---	---	-408,033.96	-0-
SUBTOTAL		16		1700	---	63,959,000.00	---	64,367,033.96	---	---
TOTAL, PENSION AND WELFARE BENEFIT ADMINISTRATION					---	63,959,000.00	---	64,367,033.96	---	-408,033.96
<b>PENSION BENEFIT GUARANTY CORPORATION</b>										
<b>PUBLIC ENTERPRISE FUNDS</b>										
PENSION BENEFIT GUARANTY CORPORATION										
FUND RESOURCES										
UNDISBURSED FUNDS	NO YEAR	16		4204	1,139,938.73	---	-\$384,607,707.03	-385,018,766.72	---	1,550,998.42
UNREALIZED DISCOUNT ON INVESTMENTS					-14,624,553.52	---	---	---	---	-364,991,996.78
FUNDS HELD OUTSIDE THE TREASURY					20,000.00	---	---	---	---	20,000.00
UNAMORTIZED PREMIUM AND DISCOUNT					-12,006,108,150.29	---	12,006,108,150.29	---	---	---
INVESTMENTS IN PUBLIC DEBT SECURITIES					16,543,019,000.00	---	-11,271,133,000.00	---	---	5,271,886,000.00
ACCOUNTS RECEIVABLE					140,616,984.99	---	---	---	-93,129,279.06	233,746,264.05
FUND EQUITIES										
UNOBLIGATED BALANCE					-4,372,974,902.30	---	---	---	429,043,773.47	-4,802,018,675.77
ACCOUNTS PAYABLE					-234,171,571.29	---	---	---	51,792,778.12	-285,964,349.41
UNDELIVERED ORDERS					-56,916,746.32	---	---	---	-2,688,505.81	-54,228,240.51
					-0-	---	---	---	---	-0-
SUBTOTAL		16		4204	---	---	---	-385,018,766.72	---	385,018,766.72
TOTAL, PENSION BENEFIT GUARANTY CORPORATION					---	---	---	-385,018,766.72	---	385,018,766.72
<b>EMPLOYMENT STANDARDS ADMINISTRATION</b>										
<b>GENERAL FUND ACCOUNTS</b>										
SALARIES AND EXPENSES, EMPLOYMENT STANDARDS ADMINISTRATION										
FUND RESOURCES										
UNDISBURSED FUNDS	1994	16		0105	---	236,802,000.00	---	218,160,011.71	---	18,641,989.29
	1993				18,160,695.69	---	---	15,625,378.59	---	2,535,317.10
	1992				3,265,002.43	---	---	806,925.10	---	2,458,077.33
	1991				2,775,257.53	---	---	449,697.84	---	2,325,559.69
	1990				3,138,044.89	---	---	529,164.74	---	2,608,880.15
	1989				3,196,536.57	---	---	818,754.64	---	---
	1988-89				315,741.50	---	---	---	2,377,781.93	---
ACCOUNTS RECEIVABLE					243,909.59	---	---	---	315,741.50	---
FUND EQUITIES										
UNOBLIGATED BALANCE					-9,343,700.53	---	---	---	-1,984,867.55	-7,358,832.98
ACCOUNTS PAYABLE					-9,849,945.47	---	---	---	3,693,198.70	-13,543,144.17
UNDELIVERED ORDERS					-11,901,542.20	---	---	---	-4,146,392.46	-7,755,149.74
					-0-	---	---	---	---	-0-
SUBTOTAL		16		0105	---	236,802,000.00	---	236,389,932.62	---	412,067.38
SPECIAL BENEFITS, EMPLOYMENT STANDARDS ADMINISTRATION										
FUND RESOURCES										
UNDISBURSED FUNDS	1990	16		1521	121,806.15	---	---	---	---	121,806.15
	1989				89,844.29	---	---	---	---	---
ACCOUNTS RECEIVABLE	NO YEAR				372,108,724.14	279,000,000.00	---	140,904,104.48	---	510,204,619.66
					2,104,735.31	---	---	---	790,619.81	1,314,115.50

**APPROPRIATION, OUTLAYS, AND BALANCES - Continued**

Appropriation or Fund Account Title	Period of Availability	Account Symbol			Balances beginning of fiscal year	Appropriations and other obligational authority <sup>1</sup>	Transfers borrowings and investments (net) <sup>2</sup>	Outlays (net)	Balances withdrawn and other transactions <sup>3</sup>	Balances end or fiscal year <sup>4</sup>
		Dept. Reg	Fm No.	Sub No.						
FUND EQUITIES										
UNOBLIGATED BALANCE				-374,425,109.89	-----	-----	-----	137,200,550.81	-511,625,660.70	
ACCOUNTS PAYABLE				-----	-----	-----	-----	14,880.61	-14,880.61	
<b>SPECIAL FUND ACCOUNTS</b>				-0-	279,000,000.00		140,904,104.48	138,095,895.52	-0-	
PANAMA CANAL COMMISSION COMPENSATION FUND										
FUND RESOURCES:										
UNDISBURSED FUNDS	NO YEAR	16	5155	671.15	16,456,007.85	-10,465,994.70	5,990,071.21	-----	613.09	
UNREALIZED DISCOUNT ON INVESTMENTS				-237,957.82	-----	-497,005.30	-----	-----	-734,963.12	
INVESTMENTS IN PUBLIC DEBT SECURITIES				47,157,000.00	-----	10,963,000.00	-----	-----	58,120,000.00	
FUND EQUITIES										
UNOBLIGATED BALANCE				-46,919,713.33	-----	-----	-----	10,465,936.64	-57,385,649.97	
ACCOUNTS PAYABLE				-----	16,456,007.85		5,990,071.21	10,465,936.64	-0-	
<b>TRUST FUND ACCOUNTS</b>										
RELIEF AND REHABILITATION, LONGSHOREMEN'S AND HARBOR WORKERS' COMPENSATION ACT, AS AMENDED, DEPARTMENT OF LABOR										
FUND RESOURCES:										
UNDISBURSED FUNDS	NO YEAR	16	8130	600,665.34	115,763,065.81	-8,006,709.98	107,756,753.60	-----	600,267.57	
UNREALIZED DISCOUNT ON INVESTMENTS				-334,329.63	-----	-433,290.02	-----	-----	-767,619.65	
INVESTMENTS IN PUBLIC DEBT SECURITIES				47,970,000.00	-----	8,440,000.00	-----	-----	56,410,000.00	
FUND EQUITIES										
UNOBLIGATED BALANCE				-46,261,656.81	-----	-----	-----	7,357,750.04	-53,619,406.85	
ACCOUNTS PAYABLE				-1,974,678.90	-----	-----	-----	648,562.17	-2,623,241.07	
				-----	115,763,065.81		107,756,753.60	8,006,312.21	-0-	
RELIEF AND REHABILITATION, WORKMEN'S COMPENSATION ACT, WITHIN THE DISTRICT OF COLUMBIA, DEPARTMENT OF LABOR										
FUND RESOURCES:										
UNDISBURSED FUNDS	NO YEAR	16	8134	152,816.25	8,807,736.33	1,860,370.81	10,695,208.37	-----	125,715.02	
UNREALIZED DISCOUNT ON INVESTMENTS				-37,864.34	-----	9,629.19	-----	-----	-28,235.15	
INVESTMENTS IN PUBLIC DEBT SECURITIES				4,855,000.00	-----	-1,870,000.00	-----	-----	2,985,000.00	
FUND EQUITIES										
UNOBLIGATED BALANCE				-4,290,151.86	-----	-----	-----	-1,482,805.68	-2,807,346.18	
ACCOUNTS PAYABLE				-679,800.05	-----	-----	-----	-404,666.36	-275,133.69	
				-----	8,807,736.33		10,695,208.37	-1,887,472.04	-0-	
BLACK LUNG DISABILITY TRUST FUND										
FUND RESOURCES:										
UNDISBURSED FUNDS	NO YEAR	20	8144	4,987,896.35	984,512,300.56	-554,213,000.00	432,966,957.97	-----	2,320,238.94	
TRANSFER TO LABOR, EMPLOYMENT STANDARDS ADMINISTRATION	NO YEAR	16	20 8144	712,253.68	-----	554,213,000.00	554,349,205.18	-----	576,048.50	
FUND EQUITIES										
UNOBLIGATED BALANCE				-5,700,150.03	-----	-----	-----	-2,803,862.59	-2,896,287.44	
ACCOUNTS PAYABLE				-----	984,512,300.56		987,316,163.15	-2,803,862.59	-0-	
<b>TOTAL, EMPLOYMENT STANDARDS ADMINISTRATION</b>				-----	1,641,341,110.55	-----	1,489,052,233.43	152,288,877.12	-----	
<b>OCCUPATIONAL SAFETY AND HEALTH ADMINISTRATION</b>										
<b>GENERAL FUND ACCOUNTS</b>										
SALARIES AND EXPENSES, OCCUPATIONAL SAFETY AND HEALTH ADMINISTRATION FUND RESOURCES:										
UNDISBURSED FUNDS	1994	16	0400	-----	296,428,000.00	-----	264,994,091.67	-----	31,433,908.33	
	1993			33,050,560.09	-----	-----	27,190,690.89	-----	5,859,869.20	
	1992			6,032,475.25	-----	-----	1,503,327.05	-----	4,529,148.20	
	1991			6,648,481.88	-----	-----	653,171.36	-----	5,995,310.52	
	1990			7,802,180.04	-----	-----	194,583.09	-----	7,607,596.95	
	1989			4,504,099.46	-----	-----	248,720.23	4,255,379.23	-----	
ACCOUNTS RECEIVABLE				28,289,718.10	-----	-----	-----	4,539,521.03	23,750,197.07	

FOOTNOTES AT END OF CHAPTER

**APPROPRIATION, OUTLAYS, AND BALANCES - Continued**

Appropriation or Fund Account		Account Symbol				Balances beginning of fiscal year	Appropriations and other obligational authority <sup>1</sup>	Transfers borrowings and investments (net) <sup>2</sup>	Outlays (net)	Balances withdrawn and other transactions <sup>3</sup>	Balances end or fiscal year <sup>4</sup>
Title	Period of Availability	Dept. Reg	Tr. Fr	Account No	Sub No						
<b>OCCUPATIONAL SAFETY AND HEALTH ADMINISTRATION-CONTINUED</b>											
<b>GENERAL FUND ACCOUNTS-CONTINUED</b>											
SALARIES AND EXPENSES, OCCUPATIONAL SAFETY AND HEALTH ADMINISTRATION-CONTINUED											
FUND EQUITIES											
UNOBLIGATED BALANCE						-\$17,840,656 47	-----	-----	-----	\$2,950,605 25	-\$20,791,261 72
ACCOUNTS PAYABLE						-7,942,193 12	-----	-----	-----	1,993,728 51	9,935,921 63
UNDELIVERED ORDERS						-60,544,665 23	-----	-----	-----	-12,095,818 31	-48,448,846 92
<b>SUBTOTAL</b>	16			0400		-0-	\$296,428,000 00		\$294,784,584 29	1,643,415 71	-0-
<b>TOTAL, OCCUPATIONAL SAFETY AND HEALTH ADMINISTRATION</b>						-----	296,428,000 00		294,784,584 29	1,643,415 71	-----
<b>MINE SAFETY AND HEALTH ADMINISTRATION</b>											
<b>GENERAL FUND ACCOUNTS</b>											
SALARIES AND EXPENSES, MINE SAFETY AND HEALTH ADMINISTRATION FUND RESOURCES											
UNDISBURSED FUNDS	1994	16		1200		-----	194,607,000 00	-----	181,229,785 02	-----	13,377,214 98
	1993					16,579,460 75	-----	-----	15,171,219 49	-----	1,408,241 26
	1992					1,740,269 61	-----	-----	401,347 15	-----	1,338,922 46
	1991					748,710 33	-----	-----	422,173 43	-----	326,536 90
	1990					1,914,023 84	-----	-----	702,301 20	-----	1,211,722 64
	1989					1,223,679 12	-----	-----	676,300 67	547,378 45	-----
ACCOUNTS RECEIVABLE						1,692,099 13	-----	-----	-----	-446,235 28	2,138,334 41
FUND EQUITIES											
UNOBLIGATED BALANCE						-4,898,655 97	-----	-----	-----	-1,135,809 69	-3,762,846 28
ACCOUNTS PAYABLE						-7,096,554 45	-----	-----	-----	752,674 05	-7,849,228 50
UNDELIVERED ORDERS						-11,903,032 36	-----	-----	-----	-3,714,134 49	-8,188,897 87
<b>SUBTOTAL</b>	16			1200		-0-	194,607,000 00		198,603,126 96	-3,996,126 96	-0-
<b>TOTAL, MINE SAFETY AND HEALTH ADMINISTRATION</b>						-----	194,607,000 00		198,603,126 96	-3,996,126 96	-----
<b>BUREAU OF LABOR STATISTICS</b>											
<b>GENERAL FUND ACCOUNTS</b>											
SALARIES AND EXPENSES, BUREAU OF LABOR STATISTICS FUND RESOURCES											
UNDISBURSED FUNDS	1994	16		0200		-----	291,101,000 00	-----	250,483,188 54	-----	40,617,811 46
	1993					38,987,457 36	-----	-----	29,739,017 84	-----	9,248,439 52
	1992					15,110,457 37	-----	-----	7,283,123 04	-----	7,827,334 33
	1991					2,433,781 15	-----	-----	312,049 08	-----	2,121,732 07
	1990					2,312,441 03	-----	-----	23,069 91	-----	2,289,371 12
	1989-90					4,316 06	-----	-----	-----	-----	4,316 06
	1989					2,371,048 34	-----	-----	12,642 30	2,358,406 04	-----
	1988-89					251,737 53	-----	-----	90 70	251,646 83	-----
ACCOUNTS RECEIVABLE						9,584,319 29	-----	-----	-----	-5,290,715 16	14,875,034 45
FUND EQUITIES											
UNOBLIGATED BALANCE						-7,994,506 15	-----	-----	-----	1,107,563 02	-9,102,069 17
ACCOUNTS PAYABLE						-17,818,459 30	-----	-----	-----	-2,283,464 21	-15,534,995 09
UNDELIVERED ORDERS						-45,242,592 68	-----	-----	-----	7,104,382 07	-52,346,974 75
<b>SUBTOTAL</b>	16			0200		-0-	291,101,000 00		287,853,181 41	3,247,818 59	-0-
<b>TOTAL, BUREAU OF LABOR STATISTICS</b>						-----	291,101,000 00		287,853,181 41	3,247,818 59	-----

**APPROPRIATION, OUTLAYS, AND BALANCES - Continued**

Appropriation or Fund Account Title	Period of Availability	Account Symbol		Balances beginning of fiscal year	Appropriations and other obligational authority <sup>1</sup>	Transfers borrowings and investments (net) <sup>2</sup>	Outlays (net)	Balances withdrawn and other transactions <sup>3</sup>	Balances end or fiscal year <sup>4</sup>
		Dept Reg	Tr Fm						
<b>DEPARTMENTAL MANAGEMENT</b>									
<b>GENERAL FUND ACCOUNTS</b>									
OFFICE OF THE INSPECTOR GENERAL, DEPARTMENTAL MANAGEMENT FUND RESOURCES:									
UNDISBURSED FUNDS	1994	16	0106	-----	47,215,000.00	-----	41,705,943.26	-----	5,509,056.74
	1993			5,002,466.97	-----	-----	3,919,880.68	-----	1,082,586.29
	1992			745,926.91	-----	-----	60,176.07	-----	685,750.84
	1991			910,410.73	-----	-----	38,009.69	-----	872,401.04
	1990			1,164,356.26	-----	-----	-2,463.73	-----	1,166,819.99
	1989			1,331,233.58	-----	-----	-18,734.86	1,349,968.44	-----
ACCOUNTS RECEIVABLE				106,420.13	-----	-----	-----	59,021.16	47,398.97
FUND EQUITIES					-----	-----	-----		
UNOBLIGATED BALANCE				-4,257,059.60	-----	-----	-----	-509,320.64	-3,747,738.96
ACCOUNTS PAYABLE				-1,829,007.39	-----	-----	-----	690,738.71	-2,519,746.10
UNDELIVERED ORDERS				-3,174,747.59	-----	-----	-----	-78,218.78	-3,096,528.81
SUBTOTAL	16	0106		-0-	47,215,000.00	-----	45,702,811.11	1,512,188.89	-0-
SALARIES AND EXPENSES, DEPARTMENTAL MANAGEMENT FUND RESOURCES:									
UNDISBURSED FUNDS	1994	16	0165	-----	143,127,000.00	-----	130,384,786.30	-----	12,742,213.70
	1993			14,455,769.77	-----	-----	12,574,997.07	-----	1,880,772.70
	1992			2,486,018.62	-----	-----	592,737.57	-----	1,893,281.05
	1991			2,118,505.55	-----	-----	486,180.27	-----	1,632,325.28
	1990			3,264,488.90	-----	-----	-8,814.39	-----	3,273,303.29
	1989			3,545,562.65	-----	-----	2,127,222.28	1,418,340.37	-----
ACCOUNTS RECEIVABLE				1,744,825.90	-----	-----	-----	-3,604,480.13	5,349,306.03
FUND EQUITIES					-----	-----	-----		
UNOBLIGATED BALANCE				-7,820,050.44	-----	-----	-----	-32,544.73	-7,787,505.71
ACCOUNTS PAYABLE				-7,291,159.19	-----	-----	-----	1,392,059.06	-8,683,218.25
UNDELIVERED ORDERS				-12,503,961.76	-----	-----	-----	-2,203,483.67	-10,300,478.09
SUBTOTAL	16	0165		-0-	143,127,000.00	-----	146,157,109.10	-3,030,109.10	-0-
<b>INTRAGOVERNMENTAL FUNDS</b>									
WORKING CAPITAL FUND, DEPARTMENT OF LABOR FUND RESOURCES:									
UNDISBURSED FUNDS	NO YEAR	16	4601	14,076,449.29	-----	-----	1,604,780.87	-----	12,471,668.42
FUNDS HELD OUTSIDE THE TREASURY				163,420.00	-----	-----	-----	-----	163,420.00
ACCOUNTS RECEIVABLE				63,638.93	-----	-----	-----	-868,924.07	932,563.00
FUND EQUITIES					-----	-----	-----		
UNOBLIGATED BALANCE				-5,978,913.45	-----	-----	-----	-857,110.83	-5,121,802.62
ACCOUNTS PAYABLE				-4,235,537.76	-----	-----	-----	230,711.82	-4,466,249.58
UNDELIVERED ORDERS				-4,089,057.01	-----	-----	-----	-109,457.79	-3,979,599.22
SUBTOTAL	16	4601		-0-	-----	-----	1,604,780.87	-1,604,780.87	-0-
TOTAL, DEPARTMENTAL MANAGEMENT				-----	190,342,000.00	-----	193,464,701.08	-3,122,701.08	-----
<b>DEDUCTIONS FOR OFFSETTING RECEIPTS</b>									
PROPRIETARY RECEIPTS FROM THE PUBLIC				-----	-11,521,161.17	-----	-11,521,161.17	-----	-----
INTRABUDGETARY TRANSACTIONS				-----	-3,751,740,927.77	-----	-3,751,740,927.77	-----	-----
TOTAL				-----	-3,763,262,088.94	-----	-3,763,262,088.94	-----	-----
TOTAL, DEPARTMENT OF LABOR				-----	41,665,047,248.53	-----	37,130,421,686.35	4,534,625,562.18	-----



## FOOTNOTES

- 1 The amounts in this column, unless otherwise footnoted, represent appropriations, increases and rescissions in borrowing authority or new contract authority. Appropriation accounts with appropriation transfer activity are presented in Table 1 (Appropriations and Appropriation Transfers) at the end of the chapter.
- 2 The amounts in this column, unless otherwise footnoted, represent transfers-other than appropriation transfers, borrowings (gross), investments (net), unrealized discounts or agent cashier funds.
- 3 The amounts in this column, unless otherwise footnoted, represent obligated balances canceled for fiscal year 1989 pursuant to 31 U.S.C. 1553, changes in unfilled customer orders, accounts receivable, accounts payable, undelivered orders, unobligated balances and adjustments to borrowing and contract authority.
- 4 Unobligated balances for no-year or unexpired multiple year accounts are available for obligation; unobligated balances for expired fiscal year accounts are not available for obligation.
- 5 Subject to disposition by the administrative agency.
- 6 Excludes \$109,951,258.50 refund of taxes.
- 7 Includes \$104,895,327.45 which is covered by investments.
- 8 Includes \$2,022,973.50 which is covered by investments.
- 9 Includes \$149,418.67 which is covered by investments.

**APPROPRIATION, OUTLAYS, AND BALANCES—Continued**

**FOOTNOTES**

**TABLE 1-APPROPRIATIONS AND APPROPRIATION TRANSFERS-LABOR**

ACCOUNT SYMBOL	NET APPROPRIATIONS AND APPROPRIATION TRANSFERS	APPROPRIATION AMOUNT	NET APPROPRIATION TRANSFERS	ACCOUNTS INVOLVED	AMOUNT FROM OR TO (-)	CITATIONS OF LAW
16X0174	\$33,000,000.00	\$0.00	\$33,000,000.00	11X0033	\$33,000,000.00	108 STAT 14
164/50174	4,668,801,000.00	4,665,801,000.00	3,000,000.00	914/50500	3,000,000.00	108 STAT 199
1698289	-384,434.59	0.00	-384,434.59	20X8042	-384,434.59	102 STAT 1687
1608289	-243,095.20	0.00	-243,095.20	20X8042	-243,095.20	103 STAT 1165
1628289	-2,100,000.00	0.00	-2,100,000.00	20X8042	-2,100,000.00	105 STAT 1113
1648289	186,648,000.00	0.00	186,648,000.00	20X8042	186,648,000.00	107 STAT 1089
20X8042	-151,260,245.01	0.00	-151,260,245.01	1698289	384,434.59	102 STAT 1687
				1608289	243,095.20	102 STAT 1687
				1628289	2,100,000.00	102 STAT 1687
				1648289	-186,648,000.00	107 STAT 1082
				60X8011	34,250,825.20	45 USC 231n
				6028018	-13,000.00	42 USC 1104
				6038018	-88,000.00	42 USC 1104
				6048018	-1,324,000.00	42 USC 1104
				6038236	-600.00	42 USC 1104
				6048236	-165,000.00	42 USC 1104
<b>TOTALS</b>	<b>\$4,734,461,225.20</b>	<b>\$4,665,801,000.00</b>	<b>\$68,660,225.20</b>		<b>\$68,660,225.20</b>	

APPROPRIATION, OUTLAYS, AND BALANCES - Continued

Appropriation or Fund Account		Account Symbol			Balances beginning of fiscal year	Appropriations and other obligational authority <sup>1</sup>	Transfers borrowings and investments (net) <sup>2</sup>	Outlays (net)	Balances withdrawn and other transactions <sup>3</sup>	Balances end or fiscal year <sup>4</sup>
Title	Period of Availability	Dept	Account No.	Sub No.						
<b>DEPARTMENT OF STATE</b>										
<b>ADMINISTRATION OF FOREIGN AFFAIRS</b>										
<b>GENERAL FUND ACCOUNTS</b>										
SALARIES AND EXPENSES, DEPARTMENT OF STATE										
FUND RESOURCES:										
UNDISBURSED FUNDS	1994	19	0107		-----	\$363,668,000.00	-----	\$227,849,516.98	-----	\$135,818,483.02
ACCOUNTS RECEIVABLE					-----	-----	-----	-----	-\$1,676,338.24	1,676,338.24
FUND EQUITIES:					-----	-----	-----	-----	380,348.22	-380,348.22
UNOBLIGATED BALANCE					-----	-----	-----	-----	57,058,821.24	-57,058,821.24
ACCOUNTS PAYABLE					-----	-----	-----	-----	80,055,651.80	-80,055,651.80
UNDELIVERED ORDERS					-----	-----	-----	-----	-----	-----
	SUBTOTAL	19	0107		-0-	363,668,000.00	-----	227,849,516.98	135,818,483.02	-0-
DIPLOMATIC AND CONSULAR PROGRAMS										
DEPARTMENT OF STATE										
FUND RESOURCES:										
UNDISBURSED FUNDS	1994	19	0113		-----	1,735,215,000.00	-\$955,250.00	1,678,928,415.36	-----	55,331,334.64
	1993				\$209,305,976.17	-----	129,650.00	172,957,526.62	-----	36,478,099.55
	1992-93				-----	-----	-----	106.75	-----	106.75
	1992				-2,348,676.68	-----	-----	-69,883,905.50	-----	67,535,228.82
	1991				62,013,838.32	-----	-----	9,527,716.69	-----	52,486,121.63
	1990				21,923,610.42	-----	-----	2,240,376.33	-----	19,683,234.09
	1989				59,725,552.91	-----	102,895.11	15,248,373.21	44,580,074.81	-----
	NO YEAR				68,358,121.31	10,000,000.00	8,172.09	11,614,684.06	-----	66,751,609.34
	PRIOR YEARS				-----	-----	-----	979,244.43	-979,244.43	-----
TRANSFER TO:										
PEACE CORPS										
	1994	11	19	0113	44	-----	69,000.00	-----	-----	69,000.00
	1993					67,000.00	-----	-----	-----	67,000.00
	1992					39,511.60	-----	-----	-----	39,511.60
	1991					22,334.73	-----	-----	-----	22,334.73
	1990					8,774.17	-----	-----	-----	8,774.17
	1989					7,811.57	-7,811.57	-----	-----	-----
	NO YEAR					11,370.62	-----	-----	-----	11,370.62
UNITED STATES INFORMATION										
AGENCY										
	1994	67	19	0113		-----	752,000.00	503,927.67	-----	248,072.33
	1993					372,585.64	-----	266,355.34	-----	106,230.30
	1992					52,459.19	-----	6,572.04	-----	45,887.15
	1991					57,156.82	-----	250.48	-----	56,906.34
	1990					9,101.66	-----	-26,309.59	-----	35,411.25
	1989					95,083.54	-95,083.54	-----	-----	-----
	NO YEAR					-1,557.92	-2,851.29	-2,073.46	-----	2,335.75
AGENCY FOR INTERNATIONAL										
DEVELOPMENT										
	NO YEAR	72	19	0113		166,812.44	-5,320.80	-----	-----	161,491.64
ENERGY										
	1992	89	19	0113		1,078,659.42	-----	522,476.92	-----	556,182.50
FUNDS HELD OUTSIDE THE TREASURY										
	1993					129,650.00	134,250.00	-----	-----	134,250.00
ACCOUNTS RECEIVABLE						1,179,262,728.48	-129,650.00	-----	-----	1,179,491,817.98
FUND EQUITIES:						-----	-----	-----	-----	-----
UNOBLIGATED BALANCE						-113,019,032.34	-----	-----	6,047,268.43	-119,066,300.77
ACCOUNTS PAYABLE						-494,982,937.06	-----	-----	47,094,459.76	-542,077,396.82
UNDELIVERED ORDERS						-992,355,935.01	-----	-----	-174,182,206.42	-818,173,728.59
	SUBTOTAL	19	0113		-0-	1,745,215,000.00	-----	1,822,883,737.35	-77,668,737.35	-0-
NEW DIPLOMATIC POSTS, STATE										
FUND RESOURCES:										
UNDISBURSED FUNDS	1993-94	19	1120		1,295,000.00	-----	-----	1,295,000.00	-----	-----
FUND EQUITIES:						-----	-----	-----	-----	-----
UNOBLIGATED BALANCE						-1,295,000.00	-----	-----	-1,295,000.00	-----
	SUBTOTAL	19	1120		-0-	-----	-----	1,295,000.00	-1,295,000.00	-0-
PROTECTION OF FOREIGN MISSIONS AND										
OFFICIALS, STATE										
FUND RESOURCES:										
UNDISBURSED FUNDS	1994	19	0520		-----	10,024,000.00	-----	3,345,347.46	-----	6,678,652.54
	1993				6,170,883.26	-----	-----	3,220,908.07	-----	2,949,975.19
	1992				1,109,613.71	-----	-----	5,803.48	-----	1,103,810.23
	1991				5,179,018.71	-----	-----	56,630.07	-----	5,122,388.64
	1990				588,319.27	-----	-----	-----	-----	588,319.27
	1989				813.38	-----	-----	-----	813.38	-----
	NO YEAR				414.64	-----	-----	-----	-----	414.64

**APPROPRIATION, OUTLAYS, AND BALANCES - Continued**

Appropriation or Fund Account Title	Period of Availability	Account Symbol		Balances beginning of fiscal year	Appropriations and other obligational authority <sup>1</sup>	Transfers borrowings and investments (net) <sup>2</sup>	Outlays (net)	Balances withdrawn and other transactions <sup>3</sup>	Balances end of fiscal year <sup>4</sup>
		Dept. Reg	Tr Fm						
ACCOUNTS RECEIVABLE				1,169,837.07					
FUND EQUITIES:									
UNOBLIGATED BALANCE				-9,057.77					
ACCOUNTS PAYABLE				-616,487.69				1,596,815.03	-1,605,572.80
UNDELIVERED ORDERS				-13,593,354.58				-352,741.61	-263,746.08
SUBTOTAL	19		0520	-0-	10,024,000.00		6,628,689.08	3,186,449.49	-16,779,804.07
EXPENSES, OFFICE OF INSPECTOR GENERAL, STATE								3,395,310.92	-0-
FUND RESOURCES:									
UNDISBURSED FUNDS	1994	19	0529		23,469,000.00		19,821,722.77		3,647,277.23
	1993			4,348,507.48			3,096,212.03		1,252,295.45
	1992			536,495.38			667,574.44		5-131,079.06
	1991			1,498,313.15			341,704.84		1,156,608.31
	1990			7,393,788.39			30,858.03		7,362,930.36
ACCOUNTS RECEIVABLE				2,448,068.07					2,854,249.39
FUND EQUITIES:									
UNOBLIGATED BALANCE				-93,429.96				2,659.88	-96,089.84
ACCOUNTS PAYABLE				-10,229,218.28				-3,331.43	-10,225,886.85
UNDELIVERED ORDERS				-5,902,524.23				-82,219.24	-5,820,304.99
SUBTOTAL	19		0529	-0-	23,469,000.00		23,958,072.11	-489,072.11	-0-
REPRESENTATION ALLOWANCES, STATE									
FUND RESOURCES:									
UNDISBURSED FUNDS	1994	19	0545		4,780,000.00		3,965,070.68		814,929.32
	1993			941,666.34			835,714.12		105,952.22
	1992			87,547.17			1,443.31		86,103.86
	1991			63,310.63			2,503.16		60,807.47
	1990			21,637.62			-179.40		21,817.02
	1989			55,819.10				55,819.10	
ACCOUNTS RECEIVABLE				501,020.16				183,257.22	317,762.94
FUND EQUITIES:									
UNOBLIGATED BALANCE				-414,699.67				-189,926.64	-224,773.03
ACCOUNTS PAYABLE				-218,262.07				-12,613.11	-205,648.96
UNDELIVERED ORDERS				-1,038,039.28				-61,088.44	-976,950.84
SUBTOTAL	19		0545	-0-	4,780,000.00		4,904,551.87	-24,551.87	-0-
ACQUISITION AND MAINTENANCE OF BUILDINGS ABROAD, STATE									
FUND RESOURCES:									
UNDISBURSED FUNDS	NO YEAR	19	0535	1,063,744,840.93	400,000,000.00	6,923,000.00	578,349,610.34		892,318,230.59
TRANSFER TO:									
UNITED STATES INFORMATION AGENCY	NO YEAR	67	19	4,897,370.85			1,802,271.32		3,095,099.53
AGENCY FOR INTERNATIONAL DEVELOPMENT	NO YEAR	72	19	7,422,164.06		-6,923,000.00	86,295.76		412,868.30
ACCOUNTS RECEIVABLE				104,091,576.84				-67,748,238.96	171,839,815.80
FUND EQUITIES:									
UNOBLIGATED BALANCE				-673,333,742.29				-89,156,954.52	-584,176,787.77
ACCOUNTS PAYABLE				-41,805,305.44				19,438,410.08	-61,243,715.52
UNDELIVERED ORDERS				-465,016,904.95				-42,771,394.02	-422,245,510.93
SUBTOTAL	19		0535	-0-	400,000,000.00		580,238,177.42	-180,238,177.42	-0-
ACQUISITION AND MAINTENANCE OF BUILDINGS ABROAD, SPECIAL FOREIGN CURRENCY PROGRAM, STATE									
FUND RESOURCES:									
UNDISBURSED FUNDS	NO YEAR	19	0538	3,603,255.83			629,080.72		2,974,175.11
ACCOUNTS RECEIVABLE				32,653.88				-2,581.48	35,235.36
FUND EQUITIES:									
UNOBLIGATED BALANCE				-1,884,051.39				-456,492.02	-1,427,559.37
UNDELIVERED ORDERS				-1,751,858.32				-170,007.22	-1,581,851.10
SUBTOTAL	19		0538	-0-			629,080.72	-629,080.72	-0-
EMERGENCIES IN THE DIPLOMATIC AND CONSULAR SERVICE, STATE									
FUND RESOURCES:									
UNDISBURSED FUNDS	NO YEAR	19	0522	11,219,339.10	7,805,000.00		4,840,261.10		14,184,078.00
ACCOUNTS RECEIVABLE				250,558.25				-228,533.28	479,091.53
FUND EQUITIES:									
UNOBLIGATED BALANCE				-6,994,398.37				2,255,425.14	-9,249,823.51
ACCOUNTS PAYABLE				-464,672.52				-181,982.48	-282,690.04
UNDELIVERED ORDERS				-4,010,826.46				1,119,829.52	-5,130,655.98
SUBTOTAL	19		0522	-0-	7,805,000.00		4,840,261.10	2,964,738.90	-0-
PAYMENT TO THE AMERICAN INSTITUTE IN TAIWAN, STATE									

FOOTNOTES AT END OF CHAPTER

APPROPRIATION, OUTLAYS, AND BALANCES - Continued

Appropriation or Fund Account Title	Period of Availability	Account Symbol			Balances beginning of fiscal year	Appropriations and other obligational authority <sup>1</sup>	Transfers borrowings and investments (net) <sup>2</sup>	Outlays (net)	Balances withdrawn and other transactions <sup>3</sup>	Balances end of fiscal year <sup>4</sup>
		Dept Reg	Tr Fm	Account No.						
<b>ADMINISTRATION OF FOREIGN AFFAIRS-CONTINUED</b>										
<b>GENERAL FUND ACCOUNTS-CONTINUED</b>										
PAYMENT TO THE AMERICAN INSTITUTE IN TAIWAN, STATE CONTINUED										
FUND RESOURCES:										
UNDISBURSED FUNDS	1994	19		0523	---	\$15,165,000.00	---	\$2,317,162.04	---	\$12,847,837.96
	1993				\$7,052,450.58	---	7,052,450.58	---	---	---
	1992				2,449.88	---	---	---	---	2,449.88
	1991				674,620.20	---	---	674,620.20	---	---
	1990				389,671.27	---	---	---	---	389,671.27
	1989				1,270,980.00	---	---	---	\$1,270,980.00	---
FUND EQUITIES:										
UNOBLIGATED BALANCE					-252,000.00	---	---	---	---	-252,000.00
ACCOUNTS PAYABLE					-1,411,101.15	---	---	---	3,660,559.52	-5,071,660.67
UNDELIVERED ORDERS					-7,727,070.78	---	---	---	189,227.66	-7,916,298.44
SUBTOTAL		19		0523	-0-	15,165,000.00	---	10,044,232.82	5,120,767.18	-0-
BUYING POWER MAINTENANCE, STATE										
FUND RESOURCES:										
UNDISBURSED FUNDS	NO YEAR	19		0524	18,828,000.00	-8,800,000.00	---	---	---	10,028,000.00
FUND EQUITIES:										
UNOBLIGATED BALANCE					-18,828,000.00	---	---	---	-8,800,000.00	-10,028,000.00
SUBTOTAL		19		0524	-0-	-8,800,000.00	---	---	-8,800,000.00	-0-
PAYMENT TO THE FOREIGN SERVICE RETIREMENT AND DISABILITY FUND, STATE										
FUND RESOURCES:										
UNDISBURSED FUNDS	1994	19		0540	---	266,484,000.00	---	266,484,000.00	---	---
REPATRIATION LOANS, LIQUIDATING ACCOUNT, STATE										
FUND RESOURCES:										
UNDISBURSED FUNDS	NO YEAR	19		0600	---	---	---	-1,840.82	---	1,840.82
FUND EQUITIES:										
ACCOUNTS PAYABLE					---	---	---	---	1,840.82	-1,840.82
SUBTOTAL		19		0600	-0-	---	---	-1,840.82	1,840.82	-0-
REPATRIATION LOANS PROGRAM ACCOUNT, STATE										
FUND RESOURCES:										
UNDISBURSED FUNDS	1994	19		0601	---	776,000.00	---	776,000.00	---	---
	1993				---	---	---	-636.08	---	636.08
FUND EQUITIES:										
ACCOUNTS PAYABLE					---	---	---	---	636.08	-636.08
SUBTOTAL		19		0601	-0-	776,000.00	---	775,363.92	636.08	-0-
<b>INTRAGOVERNMENTAL FUNDS</b>										
WORKING CAPITAL FUND, DEPARTMENT OF STATE										
FUND RESOURCES:										
UNDISBURSED FUNDS	NO YEAR	19		4519	11,184,857.07	---	---	6,183,670.77	---	5,001,186.30
ACCOUNTS RECEIVABLE					11,075,303.77	---	---	---	-788,560.86	11,863,864.63
UNFILLED CUSTOMER ORDERS					52,091,736.22	---	---	---	-209,964.22	52,301,700.44
FUND EQUITIES:										
ACCOUNTS PAYABLE					-26,077,324.82	---	---	---	-19,853,974.26	-6,223,350.56
UNDELIVERED ORDERS					-48,274,572.24	---	---	---	14,668,828.57	-62,943,400.81
SUBTOTAL		19		4519	-0-	---	---	6,183,670.77	-6,183,670.77	-0-
<b>TRUST FUND ACCOUNTS</b>										
FOREIGN SERVICE RETIREMENT AND DISABILITY FUND										
FUND RESOURCES:										
UNDISBURSED FUNDS	NO YEAR	19		8186	-58,908,625.55	1,012,478,506.61	-\$517,587,000.00	432,767,719.00	---	3,215,162.06
INVESTMENTS IN PUBLIC DEBT SECURITIES					6,661,543,000.00	---	517,587,000.00	---	---	7,179,130,000.00
ACCOUNTS RECEIVABLE					58,984,707.53	---	---	---	---	---
FUND EQUITIES:										
UNOBLIGATED BALANCE					-6,661,543,000.00	---	---	---	58,984,707.53	---
ACCOUNTS PAYABLE					-76,081.98	---	---	---	520,664,006.41	-7,182,207,006.41
SUBTOTAL		19		8186	-0-	1,012,478,506.61	---	432,767,719.00	62,073.67	-138,155.65
FOREIGN SERVICE NATIONAL SEPARATION LIABILITY TRUST FUND, STATE										
FUND RESOURCES:										
UNDISBURSED FUNDS	NO YEAR	19		8340	69,605,204.49	6,425,560.84	---	11,979,737.49	---	64,051,027.84
ACCOUNTS RECEIVABLE					6,842,006.41	---	---	---	-5,688,648.79	12,530,655.20

**APPROPRIATION, OUTLAYS, AND BALANCES - Continued**

Appropriation or Fund Account Title	Period of Availability	Account Symbol			Balances beginning of fiscal year	Appropriations and other obligational authority <sup>1</sup>	Transfers borrowings and investments (net) <sup>2</sup>	Outlays (net)	Balances withdrawn and other transactions <sup>3</sup>	Balances end or fiscal year <sup>4</sup>
		Dept. Reg	Tr. Fm	Account No.						
<b>FUND EQUITIES:</b>										
UNOBLIGATED BALANCE					-66,708,969.83	-----	-----	-4,274,312.73	-62,434,657.10	
UNDELIVERED ORDERS					-9,738,241.07	-----	-----	4,408,784.87	-14,147,025.94	
	NO YEAR	19	8340		-0-	6,425,560.84	11,979,737.49	-5,554,176.65	-0-	
<b>GIFTS AND BEQUESTS, NATIONAL COMMISSION ON EDUCATIONAL, SCIENTIFIC, AND CULTURAL COOPERATION, STATE FUND RESOURCES:</b>										
UNDISBURSED FUNDS	NO YEAR	19	8812		221.92	-----	-----	-----	221.92	
ACCOUNTS RECEIVABLE					3.08	-----	-----	-----	3.08	
<b>FUND EQUITIES:</b>										
ACCOUNTS PAYABLE					-225.00	-----	-----	-----	-225.00	
	NO YEAR	19	8812		-0-	-----	-----	-----	-0-	
<b>UNCONDITIONAL GIFT FUND, DEPARTMENT OF STATE FUND RESOURCES:</b>										
UNDISBURSED FUNDS	NO YEAR	19	8821		2,488,901.75	11,155,584.38	-10,203,007.76	601,959.62	2,839,518.75	
UNREALIZED DISCOUNT ON INVESTMENTS					-204,387.22	-----	-1,426,992.24	-----	-1,631,379.46	
INVESTMENTS IN PUBLIC DEBT SECURITIES					38,000,000.00	-----	11,630,000.00	-----	49,630,000.00	
ACCOUNTS RECEIVABLE					637,223.47	-----	-----	212,824.53	424,398.94	
<b>FUND EQUITIES:</b>										
UNOBLIGATED BALANCE					-39,253,034.11	-----	-----	10,288,067.71	-49,541,101.82	
ACCOUNTS PAYABLE					-1,260,529.22	-----	-----	72,814.09	-1,333,343.31	
UNDELIVERED ORDERS					-408,174.67	-----	-----	-20,081.57	-388,093.10	
	NO YEAR	19	8821		-0-	11,155,584.38	601,959.62	10,553,624.76	-0-	
<b>CONDITIONAL GIFT FUND, GENERAL, DEPARTMENT OF STATE FUND RESOURCES:</b>										
UNDISBURSED FUNDS	NO YEAR	19	8822		1,845,322.47	1,951,398.52	-94,299.17	584,674.24	3,117,747.58	
UNREALIZED DISCOUNT ON INVESTMENTS					-255.94	-----	-5,700.83	-----	-5,956.77	
INVESTMENTS IN PUBLIC DEBT SECURITIES					15,000.00	-----	100,000.00	-----	115,000.00	
ACCOUNTS RECEIVABLE					719,722.23	-----	-----	30,746.69	688,975.54	
<b>FUND EQUITIES:</b>										
UNOBLIGATED BALANCE					-2,007,290.96	-----	-----	1,363,667.71	-3,370,958.67	
ACCOUNTS PAYABLE					-522,505.22	-----	-----	-12,590.22	-509,915.00	
UNDELIVERED ORDERS					-49,992.58	-----	-----	-15,099.90	-34,892.68	
	NO YEAR	19	8822		-0-	1,951,398.52	584,674.24	1,366,724.28	-0-	
<b>TOTAL, ADMINISTRATION OF FOREIGN AFFAIRS</b>					-----	3,860,597,050.35	-----	3,402,546,603.67	458,050,446.68	-----
<b>INTERNATIONAL ORGANIZATIONS AND CONFERENCES</b>										
<b>GENERAL FUND ACCOUNTS</b>										
<b>CONTRIBUTIONS TO INTERNATIONAL ORGANIZATIONS, STATE FUND RESOURCES:</b>										
UNDISBURSED FUNDS	1994	19	1126		-----	860,885,000.00	-----	753,323,382.13	107,561,617.87	
	1993				13,491,976.61	-----	10,758,111.52	-----	2,733,865.09	
	1992				2,640,809.08	-----	1,191,057.00	-----	1,449,752.08	
	1991				533,197.02	-----	-663,000.00	-----	1,196,197.02	
	1990				3,406,773.44	-----	-----	-----	3,406,773.44	
	1989				3,625,504.70	-----	-----	3,625,504.70	-----	
	NO YEAR				85,652.38	-----	-----	-----	85,652.38	
ACCOUNTS RECEIVABLE					12,220,989.95	-----	-----	-13,116,848.17	25,337,838.12	
<b>FUND EQUITIES:</b>										
UNOBLIGATED BALANCE					-4,067,729.10	-----	-----	-2,440,964.37	-1,626,764.73	
ACCOUNTS PAYABLE					-6,526,816.50	-----	-----	-1,187,487.00	-5,339,329.50	
UNDELIVERED ORDERS					-25,410,357.58	-----	-----	109,395,244.19	-134,805,601.77	
	NO YEAR	19	1126		-0-	860,885,000.00	764,609,550.65	96,275,449.35	-0-	
<b>CONTRIBUTIONS FOR INTERNATIONAL PEACEKEEPING ACTIVITIES, STATE FUND RESOURCES:</b>										
UNDISBURSED FUNDS	1994	19	1124		-----	1,071,607,000.00	-----	978,500,965.00	93,106,035.00	
	1993				36,828,755.00	-----	-----	-----	36,828,755.00	
ACCOUNTS RECEIVABLE					-----	-----	-----	-241,893,965.00	241,893,965.00	
<b>FUND EQUITIES:</b>										
ACCOUNTS PAYABLE					-----	-----	-----	315,817,755.00	-315,817,755.00	
UNDELIVERED ORDERS					-36,828,755.00	-----	-----	19,182,245.00	-56,011,000.00	
	NO YEAR	19	1124		-0-	1,071,607,000.00	978,500,965.00	93,106,035.00	-0-	

FOOTNOTES AT END OF CHAPTER

APPROPRIATION, OUTLAYS, AND BALANCES - Continued

Appropriation or Fund Account Title	Period of Availability	Account Symbol		Balances beginning of fiscal year	Appropriations and other obligational authority <sup>1</sup>	Transfers borrowings and investments (net) <sup>2</sup>	Outlays (net)	Balances withdrawn and other transactions <sup>3</sup>	Balances end or fiscal year <sup>4</sup>
		Dept Reg	Tr Fm						
<b>INTERNATIONAL ORGANIZATIONS AND CONFERENCES-CONTINUED</b>									
<b>GENERAL FUND ACCOUNTS-CONTINUED</b>									
INTERNATIONAL CONFERENCES AND CONTINGENCIES, STATE FUND RESOURCES	NO YEAR	19							
UNDISBURSED FUNDS				\$9,266,630.60	\$6,000,000.00	-----	\$5,025,093.38	-----	\$10,241,537.22
ACCOUNTS RECEIVABLE				2,979,020.24	-----	-----	-----	-\$113,358.83	3,092,379.07
FUND EQUITIES:									
UNOBLIGATED BALANCE				-1,572,522.55	-----	-----	-----	46,419.24	-1,618,941.79
ACCOUNTS PAYABLE				-1,663,644.47	-----	-----	-----	-39,643.13	-1,624,001.34
UNDELIVERED ORDERS				-9,009,483.82	-----	-----	-----	1,081,489.34	-10,090,973.16
SUBTOTAL		19	1125	-0-	6,000,000.00	-----	5,025,093.38	974,906.62	-0-
TOTAL, INTERNATIONAL ORGANIZATIONS AND CONFERENCES				-----	1,938,492,000.00	-----	1,748,135,609.03	190,356,390.97	-----
<b>INTERNATIONAL COMMISSIONS</b>									
<b>GENERAL FUND ACCOUNTS</b>									
SALARIES AND EXPENSES, INTERNATIONAL BOUNDARY AND WATER COMMISSION, UNITED STATES AND MEXICO, STATE FUND RESOURCES:									
UNDISBURSED FUNDS	1994	19	1069	-----	11,920,000.00	-\$18,100.00	10,602,664.36	-----	1,299,235.64
	1993			824,319.03	-----	17,800.00	801,211.09	-----	40,907.94
	1992			83,635.59	-----	-----	35,125.05	-----	48,510.54
	1991			36,135.18	-----	-----	-----	-----	36,135.18
	1990			31,366.50	-----	-----	-----	-----	31,366.50
	1989			24,633.88	-----	-----	1,639.23	22,994.65	-----
FUNDS HELD OUTSIDE THE TREASURY				-----	-----	18,100.00	-----	-----	18,100.00
ACCOUNTS RECEIVABLE	1993			17,800.00	-----	-17,800.00	-----	-----	-----
FUND EQUITIES:									
UNOBLIGATED BALANCE				-122,372.00	-----	-----	-----	212,472.49	-334,844.49
ACCOUNTS PAYABLE				-670,734.13	-----	-----	-----	-134,621.09	-536,113.04
UNDELIVERED ORDERS				-308,480.71	-----	-----	-----	302,817.56	-611,298.27
SUBTOTAL		19	1069	-0-	11,920,000.00	-----	11,440,639.73	479,360.27	-0-
CONSTRUCTION, INTERNATIONAL BOUNDARY AND WATER COMMISSION, UNITED STATES AND MEXICO, STATE FUND RESOURCES:									
UNDISBURSED FUNDS	NO YEAR	19	1078	39,024,192.57	13,680,000.00	-----	8,071,737.83	-----	44,632,454.74
ACCOUNTS RECEIVABLE				390.00	-----	-----	-----	-290.00	690.00
UNFILLED CUSTOMER ORDERS				8,561,824.61	-----	-----	-----	-8,438,697.34	17,000,521.95
FUND EQUITIES:									
UNOBLIGATED BALANCE				-17,726,219.47	-----	-----	-----	8,753,731.57	-26,479,951.04
ACCOUNTS PAYABLE				-7,536,637.29	-----	-----	-----	1,456,605.33	-8,993,242.62
UNDELIVERED ORDERS				-22,323,550.42	-----	-----	-----	3,836,912.61	-26,160,463.03
SUBTOTAL		19	1078	-0-	13,680,000.00	-----	8,071,737.83	5,606,262.17	-0-
AMERICAN SECTIONS, INTERNATIONAL COMMISSIONS, STATE FUND RESOURCES:									
UNDISBURSED FUNDS	1994	19	1082	-----	4,290,000.00	-552,000.00	2,654,370.49	-----	1,083,629.51
	1993			1,215,615.62	-----	59,407.04	639,878.90	-----	635,143.76
	1992			633,538.59	-----	-----	-10,502.72	-----	644,041.31
	1991			160,208.43	-----	-----	35,111.88	-----	125,096.55
	1990			285,313.24	-----	-----	8,036.93	-----	277,276.31
	1989			294,923.80	-----	-----	12,048.25	282,875.55	-----
TRANSFER TO: INTERIOR, GEOLOGICAL SURVEY	1994	14	19	-----	-----	494,000.00	382,371.49	-----	111,628.51
	1993			93,576.00	-----	-1,407.04	92,168.96	-----	-----
FUNDS HELD OUTSIDE THE TREASURY				-----	-----	58,000.00	-----	-----	58,000.00
ACCOUNTS RECEIVABLE	1993			58,000.00	-----	-58,000.00	-----	-----	-----
				459,780.63	-----	-----	-----	134,961.12	324,819.51

**APPROPRIATION, OUTLAYS, AND BALANCES - Continued**

Appropriation or Fund Account		Account Symbol		Balances beginning of fiscal year	Appropriations and other obligational authority <sup>1</sup>	Transfers borrowings and investments (net) <sup>2</sup>	Outlays (net)	Balances withdrawn and other transactions <sup>3</sup>	Balances end or fiscal year <sup>4</sup>
Title	Period of Availability	Dept. Reg	Account No. Sub No.						
FUND EQUITIES:									
UNOBLIGATED BALANCE				-1,142,024.02	-----	-----	-----	165,245.99	-1,307,270.01
ACCOUNTS PAYABLE				-431,358.17	-----	-----	-----	42,087.52	-473,445.69
UNDELIVERED ORDERS				-1,627,574.12	-----	-----	-----	-148,654.36	-1,478,919.76
				-0-	-----	-----	-----	476,515.82	-0-
					4,290,000.00		3,813,484.18		
INTERNATIONAL FISHERIES									
COMMISSIONS, STATE									
FUND RESOURCES:									
UNDISBURSED FUNDS				-----	16,200,000.00	-----	15,692,287.08	-----	507,712.92
	1994	19	1087	-----	-----	-----	735,258.04	-----	99,568.26
	1993			834,826.30	-----	-----	-----	-----	79,144.23
	1992			636,416.80	-----	-----	557,272.57	-----	787,647.49
	1991			1,089,714.65	-----	-----	302,067.16	-----	357,815.01
	1990			357,815.01	-----	-----	-----	-----	-----
	1989			976,971.12	-----	-----	-----	976,971.12	-----
ACCOUNTS RECEIVABLE				1,138,679.67	-----	-----	-----	-845,978.36	1,984,658.03
FUND EQUITIES:									
UNOBLIGATED BALANCE				-1,352,669.66	-----	-----	-----	-865,262.32	-487,407.34
ACCOUNTS PAYABLE				-547,181.66	-----	-----	-----	830,080.04	-1,377,261.70
UNDELIVERED ORDERS				-3,134,572.23	-----	-----	-----	-1,182,695.33	-1,951,876.90
				-0-	16,200,000.00	-----	17,286,884.85	-1,086,884.85	-0-
TOTAL, INTERNATIONAL COMMISSIONS				-----	46,090,000.00	-----	40,612,746.59	5,477,253.41	-----
<b>OTHER</b>									
<b>GENERAL FUND ACCOUNTS</b>									
MIGRATION AND REFUGEE ASSISTANCE, STATE									
FUND RESOURCES:									
UNDISBURSED FUNDS				-----	670,688,000.00	-----	539,796,242.80	-----	130,891,757.20
	1994	19	1143	-----	-----	-----	74,296,084.27	-----	31,697,398.02
	1993			105,992,482.29	-----	-----	-----	-----	6,140,942.75
	1992			3,451,691.50	-----	-----	9,592,634.25	-----	19,522,000.00
	1991-92			19,522,000.00	-----	-----	-----	-----	3,697,018.41
	1991			3,756,341.24	-----	-----	59,322.83	-----	3,046,523.95
	1990			3,145,070.78	-----	-----	96,546.83	-----	-----
	1989			1,901,174.06	-----	-----	65,801.73	1,835,372.33	-----
	NO YEAR			1,271,153.10	-----	-----	-----	-----	1,271,153.10
ACCOUNTS RECEIVABLE				6,855,340.26	-----	-----	-----	-31,533,522.54	38,388,862.80
FUND EQUITIES:									
UNOBLIGATED BALANCE				-6,781,567.84	-----	-----	-----	78,182.16	-6,859,750.00
ACCOUNTS PAYABLE				-15,431,248.00	-----	-----	-----	39,812,689.95	-55,243,937.95
UNDELIVERED ORDERS				-123,682,437.39	-----	-----	-----	36,587,645.39	-160,270,082.78
				-0-	670,688,000.00	-----	623,907,632.71	46,780,367.29	-0-
UNITED STATES EMERGENCY									
REFUGEE AND MIGRATION ASSISTANCE									
FUND, FUNDS APPROPRIATED TO THE PRESIDENT									
FUND RESOURCES:									
UNDISBURSED FUNDS				23,883,821.29	79,261,000.00	-47,845,188.96	-----	-----	55,299,632.33
TRANSFER TO:									
DEPARTMENT OF STATE				60,021,594.96	-----	47,845,188.96	62,893,438.21	-----	44,973,345.71
ACCOUNTS RECEIVABLE				1,000,064.00	-----	-----	-----	50.00	1,000,014.00
FUND EQUITIES:									
UNOBLIGATED BALANCE				-27,038,632.33	-----	-----	-----	30,183,414.72	-57,222,047.05
ACCOUNTS PAYABLE				-29,219,441.75	-----	-----	-----	1,952,527.48	-31,171,969.23
UNDELIVERED ORDERS				-28,647,406.17	-----	-----	-----	-15,768,430.41	-12,878,975.76
				-0-	79,261,000.00	-----	62,893,438.21	16,367,561.79	-0-
ANTI-TERRORISM ASSISTANCE, STATE									
FUND RESOURCES:									
UNDISBURSED FUNDS				-----	15,244,000.00	-----	5,037,458.35	-----	10,206,541.65
	1994	19	0114	-----	-----	-----	-----	-----	5,574,775.85
	1993			10,392,783.16	-----	-----	4,818,007.31	-----	2,924,940.99
	1992			4,506,858.49	-----	-----	1,581,917.50	-----	1,621,522.49
	1991			2,298,101.69	-----	-----	676,579.20	-----	408,418.01
	1990			-408,418.01	-----	-----	-----	-----	-----
	1989			103,947.31	-----	-----	-130,061.23	234,006.54	-----
ACCOUNTS RECEIVABLE				7,604,313.37	-----	-----	-----	2,761,735.67	4,842,577.70
FUND EQUITIES:									
UNOBLIGATED BALANCE				-2,190,827.23	-----	-----	-----	457,706.41	-2,648,533.64
ACCOUNTS PAYABLE				-5,090,381.12	-----	-----	-----	-2,332,192.89	-2,758,188.23
UNDELIVERED ORDERS				-17,216,377.66	-----	-----	-----	2,138,841.14	-19,355,218.80
				-0-	15,244,000.00	-----	11,983,901.13	3,260,088.87	-0-

FOOTNOTES AT END OF CHAPTER



APPROPRIATION, OUTLAYS, AND BALANCES - Continued

Appropriation or Fund Account		Account Symbol			Balances beginning of fiscal year	Appropriations and other obligatory authority <sup>1</sup>	Transfers borrowings and investments (net) <sup>2</sup>	Outlays (net)	Balances withdrawn and other transactions <sup>3</sup>	Balances end of fiscal year <sup>4</sup>
Title	Period of Availability	Dept Reg	Account No	Sub No						
<b>OTHER-CONTINUED</b>										
<b>GENERAL FUND ACCOUNTS-CONTINUED</b>										
SOVIET-EAST EUROPEAN RESEARCH AND TRAINING, STATE FUND RESOURCES:										
UNDISBURSED FUNDS	1993	19	0118		\$8,789,882.39	-----	-----	\$3,284,444.16	-----	\$5,505,438.23
	1992-93				2,025,221.04	-----	-----	2,025,221.04	-----	-----
	1992				1,983,675.55	-----	-----	2,073,027.50	-----	89,351.95
	1991				645,653.54	-----	-----	635,581.20	-----	10,072.34
	1990				-292,462.89	-----	-----	-----	-----	292,462.89
	1989				-166,730.85	-----	-----	-----	-----	-----
					\$569,899.65	-----	-----	-176,169.34	\$9,438.49	-----
ACCOUNTS RECEIVABLE						-----	-----	-----	-306,820.31	\$876,719.96
FUND EQUITIES:										
UNOBLIGATED BALANCE					-6,836.03	-----	-----	-----	76.40	-6,912.43
ACCOUNTS PAYABLE					-255,804.77	-----	-----	-----	-22,783.56	-233,021.21
UNDELIVERED ORDERS					-13,292,497.63	-----	-----	-----	-7,522,015.58	-5,770,482.05
					-0-	-----	-----	-----	-7,842,104.56	-0-
		19	0118		-0-	-----	-----	\$7,842,104.56	-----	-0-
CAPITAL INVESTMENT, DEPARTMENT OF STATE FUND RESOURCES:										
UNDISBURSED FUNDS	NO YEAR	19	0120		-----	\$2,955,000.00	-----	-----	-----	2,955,000.00
FUND EQUITIES:						-----	-----	-----	2,955,000.00	-2,955,000.00
UNOBLIGATED BALANCE					-0-	-----	-----	-----	-----	-0-
		19	0120		-0-	2,955,000.00	-----	-----	2,955,000.00	-0-
INTERNATIONAL NARCOTICS CONTROL, FUNDS APPROPRIATED TO THE PRESIDENT FUND RESOURCES:										
UNDISBURSED FUNDS	1994	11	1022		-----	101,000,000.00	-\$101,000,000.00	25,662.70	-----	25,662.70
	1989				-----	-----	7,039,296.08	-----	7,039,296.08	-----
	PRIOR YEARS				\$220,618.66	-----	-220,618.66	-----	-----	-----
TRANSFER TO: DEPARTMENT OF STATE										
	1994	19	11	1022	-----	-----	101,000,000.00	32,250,942.87	-----	68,749,057.13
	1993				105,215,034.71	-----	-----	54,640,395.08	-----	50,574,639.63
	1992				35,712,291.60	-----	-----	15,576,137.26	-----	20,136,154.34
	1991				27,489,047.72	-----	-----	5,622,659.66	-----	21,866,388.06
	1990				16,002,819.02	-----	-----	2,553,190.87	-----	13,449,628.15
	1989				8,324,565.22	-----	-----	1,317,901.72	-----	-----
	NO YEAR				-12,403.60	-----	-----	-----	-----	17,845.09
	PRIOR YEARS				\$220,618.66	-----	220,618.66	5,441.49	-----	-----
UNITED STATES INFORMATION AGENCY	1989	67	11	1022	32,632.58	-----	-32,632.58	-----	-----	-----
ACCOUNTS RECEIVABLE					21,616,080.58	-----	-----	-----	-8,474,950.26	30,091,030.84
FUND EQUITIES:										
UNOBLIGATED BALANCE					-7,175,900.38	-----	-----	-----	-5,776,212.42	-1,399,687.96
ACCOUNTS PAYABLE					-2,663,949.83	-----	-----	-----	15,675,909.94	-18,339,859.77
UNDELIVERED ORDERS					-204,540,217.62	-----	-----	-----	-19,456,374.99	-185,083,842.63
					-0-	-----	-----	-----	-10,992,331.65	-0-
		11	1022		-0-	101,000,000.00	-----	111,992,331.65	-----	-0-
UNITED STATES BILATERAL SCIENCE AND TECHNOLOGY AGREEMENTS, STATE FUND RESOURCES:										
UNDISBURSED FUNDS	NO YEAR	19	1151		878,924.71	4,275,000.00	-----	5,182,970.23	-----	29,045.52
ACCOUNTS RECEIVABLE					-----	-----	-----	-----	-897,262.88	897,262.88
FUND EQUITIES:										
UNOBLIGATED BALANCE					-----	-----	-----	-----	839,434.60	-839,434.60
ACCOUNTS PAYABLE					-23,057.00	-----	-----	-----	-2,737.12	-20,319.88
UNDELIVERED ORDERS					-855,867.71	-----	-----	-----	-847,404.83	-8,462.88
					-0-	-----	-----	-----	-907,970.23	-0-
		19	1151		-0-	4,275,000.00	-----	5,182,970.23	-----	-0-
PAYMENT TO THE ASIA FOUNDATION, STATE FUND RESOURCES:										
UNDISBURSED FUNDS	NO YEAR	19	0525		1,700,390.66	16,000,000.00	-----	16,335,000.00	-----	1,365,390.66
ACCOUNTS RECEIVABLE					216,609.34	-----	-----	-----	-----	216,609.34

**APPROPRIATION, OUTLAYS, AND BALANCES - Continued**

Appropriation or Fund Account		Account Symbol			Balances beginning of fiscal year	Appropriations and other obligational authority <sup>1</sup>	Transfers borrowings and investments (net) <sup>2</sup>	Outlays (net)	Balances withdrawn and other transactions <sup>3</sup>	Balances end or fiscal year <sup>4</sup>
Title	Period of Availability	Dept Reg	Tr Fm	Account No.						
FUND EQUITIES:										
ACCOUNTS PAYABLE									-335,000.00	
UNDELIVERED ORDERS										-1,582,000.00
	SUBTOTAL	19		0525				16,335,000.00	-335,000.00	-0-
<b>SPECIAL FUND ACCOUNTS</b>										
FISHERMEN'S PROTECTIVE FUND,										
SPECIAL ACCOUNT, STATE										
FUND RESOURCES:										
UNDISBURSED FUNDS	NO YEAR	19		5116						931,616.75
ACCOUNTS RECEIVABLE										1,437.03
FUND EQUITIES:										
UNOBLIGATED BALANCE										-933,053.78
	SUBTOTAL	19		5116						-0-
FISHERMEN'S GUARANTY FUND, STATE										
FUND RESOURCES:										
UNDISBURSED FUNDS	NO YEAR	19		5121						2,934,267.60
ACCOUNTS RECEIVABLE										7,438.05
FUND EQUITIES:										
UNOBLIGATED BALANCE										-2,931,003.42
ACCOUNTS PAYABLE										-3,841.72
UNDELIVERED ORDERS										-6,860.51
	SUBTOTAL	19		5121						-0-
INTERNATIONAL CENTER, WASHINGTON, D. C.,										
STATE										
FUND RESOURCES:										
UNDISBURSED FUNDS	NO YEAR	19		5151		500,000.00		5,725,302.52		1,104,946.41
ACCOUNTS RECEIVABLE									-81,132.85	2,313,478.01
FUND EQUITIES:										
UNOBLIGATED BALANCE									325,550.34	-1,145,382.04
ACCOUNTS PAYABLE									35,321.84	-447,100.42
UNDELIVERED ORDERS									-5,505,041.85	-1,825,941.96
	SUBTOTAL	19		5151		500,000.00		5,725,302.52	-5,225,302.52	-0-
INTERNATIONAL LITIGATION FUND,										
DEPARTMENT OF STATE										
FUND RESOURCES:										
UNDISBURSED FUNDS	NO YEAR	19		5177		1,166,216.00				1,166,216.00
ACCOUNTS RECEIVABLE									-600,000.00	600,000.00
FUND EQUITIES:										
UNOBLIGATED BALANCE									1,766,216.00	-1,766,216.00
	SUBTOTAL	19		5177		1,166,216.00			1,166,216.00	-0-
TOTAL, OTHER						891,089,216.00		845,862,681.01	45,226,534.99	
<b>DEDUCTIONS FOR OFFSETTING RECEIPTS</b>										
PROPRIETARY RECEIPTS FROM THE PUBLIC								-500,000.00		
INTRABUDGETARY TRANSACTIONS								-318,915,226.81		
TOTAL								-319,415,226.81		
TOTAL, DEPARTMENT OF STATE						6,416,853,039.54		5,717,742,413.49	699,110,626.05	
<b>MEMORANDUM</b>										
<b>FINANCING ACCOUNTS</b>										
<b>PUBLIC ENTERPRISE FUNDS</b>										
REPATRIATION LOANS FINANCING										
ACCOUNT, STATE										
FUND RESOURCES:										
UNDISBURSED FUNDS	NO YEAR	19		4107		1,151,762.12		-255,855.67		1,407,617.79
ACCOUNTS RECEIVABLE						212,394.17			-71,610.89	284,005.06
FUND EQUITIES:										
ACCOUNTS PAYABLE						-572,818.37			285,288.00	-858,106.37
UNDELIVERED ORDERS						-791,337.92			42,178.56	-833,516.48
	SUBTOTAL	19		4107		-0-		-255,855.67	255,855.67	-0-
TOTAL, FINANCING ACCOUNTS								-255,855.67	255,855.67	

FOOTNOTES AT END OF CHAPTER

FOOTNOTES

- 1 The amounts in this column, unless otherwise footnoted, represent appropriations, increases and rescissions in borrowing authority or new contract authority. Appropriation accounts with appropriation transfer activity are presented in Table 1 (Appropriations and Appropriation Transfers) at the end of the chapter.
- 2 The amounts in this column, unless otherwise footnoted, represent transfers-other than appropriation transfers, borrowings (gross), investments (net), unrealized discounts or agent cashier funds.
- 3 The amounts in this column, unless otherwise footnoted, represent obligated balances canceled for fiscal year 1989 pursuant to 31 U.S.C. 1553, changes in unfilled customer orders, accounts receivable, accounts payable, undelivered orders, unobligated balances and adjustments to borrowing and contract authority.
- 4 Unobligated balances for no-year or unexpired multiple year accounts are available for obligation; unobligated balances for expired fiscal year accounts are not available for obligation.
- 5 Subject to disposition by the administrative agency.
- 6 The opening balances of the following accounts have been adjusted during the current fiscal year and do not agree with last year's closing balances:

<u>Account</u>	<u>Amount</u>
11M1022	\$220,618.66
1911M1022	-220,618.66

**APPROPRIATION, OUTLAYS, AND BALANCES—Continued**

**FOOTNOTES**

**TABLE 1-APPROPRIATIONS AND APPROPRIATION TRANSFERS-STATE**

ACCOUNT SYMBOL	NET APPROPRIATIONS AND APPROPRIATION TRANSFERS	APPROPRIATION AMOUNT	NET APPROPRIATION TRANSFERS	ACCOUNTS INVOLVED	AMOUNT FROM OR TO (-)	CITATIONS OF LAW
1940107	\$363,668,000.00	\$396,722,000.00	-\$33,054,000.00	1940113	-\$32,054,000.00	107 STAT 1185
				19X0120	-1,000,000.00	108 STAT 396
19X0113	10,000,000.00	0.00	10,000,000.00	19X0535	10,000,000.00	107 STAT 1188
1940113	1,735,215,000.00	1,704,589,000.00	30,626,000.00	1940107	32,054,000.00	107 STAT 1185
				1940520	527,000.00	107 STAT 1188
				19X0120	-1,955,000.00	108 STAT 396
19X0120	2,955,000.00	0.00	2,955,000.00	1940107	1,000,000.00	108 STAT 396
				1940113	1,955,000.00	108 STAT 396
1940520	10,024,000.00	10,551,000.00	-527,000.00	1940113	-527,000.00	107 STAT 1188
19X0535	400,000,000.00	410,000,000.00	-10,000,000.00	19X0113	-10,000,000.00	107 STAT 1188
1941069	11,920,000.00	11,200,000.00	720,000.00	19X1078	720,000.00	107 STAT 1188
19X1078	13,680,000.00	14,400,000.00	-720,000.00	1941069	-720,000.00	107 STAT 1188
1141022	101,000,000.00	100,000,000.00	1,000,000.00	11X5001	1,000,000.00	107 STAT 1238
TOTALS	\$2,648,462,000.00	\$2,647,462,000.00	\$0.00		\$0.00	

APPROPRIATION, OUTLAYS, AND BALANCES - Continued

Appropriation or Fund Account		Account Symbol			Balances beginning of fiscal year	Appropriations and other obligatory authority <sup>1</sup>	Transfers borrowings and investments (net) <sup>2</sup>	Outlays (net)	Balances withdrawn and other transactions <sup>3</sup>	Balances end or fiscal year <sup>4</sup>
Title	Period of Availability	Dept Reg	Tr Fm	Account No						
<b>DEPARTMENT OF TRANSPORTATION</b>										
<b>FEDERAL HIGHWAY ADMINISTRATION</b>										
<b>GENERAL FUND ACCOUNTS</b>										
RAIL LINE CONSOLIDATION PROJECT, FEDERAL HIGHWAY ADMINISTRATION										
FUND RESOURCES:										
UNDISBURSED FUNDS	NO YEAR	69		0546	\$3,486,816.42	-----	-----	\$8,894.17	-----	\$3,477,922.25
FUND EQUITIES:										
UNOBLIGATED BALANCE					-3,000,000.00	-----	-----	-----	-\$1,591.59	-----
ACCOUNTS PAYABLE					-1,591.59	-----	-----	-----	-7,302.58	-----
UNDELIVERED ORDERS					-485,224.83	-----	-----	-----	-----	-477,922.25
					-0-	-----	-----	-----	-----	-0-
	SUBTOTAL	69		0546				8,894.17	-8,894.17	
BALTIMORE-WASHINGTON PARKWAY, FEDERAL HIGHWAY ADMINISTRATION										
FUND RESOURCES:										
UNDISBURSED FUNDS	NO YEAR	69		0551	15,000,000.00	\$12,800,000.00	-----	-----	-----	27,800,000.00
FUND EQUITIES:										
UNOBLIGATED BALANCE					-15,000,000.00	-----	-----	-----	12,800,000.00	-27,800,000.00
	SUBTOTAL	69		0551	-0-	12,800,000.00	-----	-----	12,800,000.00	-0-
MOTOR CARRIER SAFETY, FEDERAL HIGHWAY ADMINISTRATION										
FUND RESOURCES:										
UNDISBURSED FUNDS	1992	69		0552	1,746,069.46	-----	-----	749,377.30	-----	996,692.16
	1991				358,164.02	-----	-----	255,043.19	-----	103,120.83
	1990				565,257.14	-----	-----	5,244.10	-----	560,013.04
	1989				204,369.69	-----	-----	6,408.37	197,961.32	-----
	NO YEAR				2,372,879.00	-----	-----	1,889,473.06	-----	483,405.94
ACCOUNTS RECEIVABLE					225,982.08	-----	-----	-----	-196,437.49	422,419.57
FUND EQUITIES:										
UNOBLIGATED BALANCE					-1,276,460.85	-----	-----	-----	63,297.09	-1,339,757.94
ACCOUNTS PAYABLE					-1,135,491.08	-----	-----	-----	-582,265.41	-553,225.67
UNDELIVERED ORDERS					-3,060,769.46	-----	-----	-----	-2,388,101.53	-672,667.93
	SUBTOTAL	69		0552	-0-	-----	-----	2,905,546.02	-2,905,546.02	-0-
HIGHWAY BEAUTIFICATION, FEDERAL HIGHWAY ADMINISTRATION										
FUND RESOURCES:										
UNDISBURSED FUNDS	NO YEAR	69		0540	911,046.80	-----	-----	190,961.73	-----	720,085.07
FUND EQUITIES:										
UNOBLIGATED BALANCE					-198,152.37	-----	-----	-----	51,211.12	-249,363.49
ACCOUNTS PAYABLE					-712,894.43	-----	-----	-----	19,657.00	-19,657.00
UNDELIVERED ORDERS					-0-	-----	-----	-----	-261,829.85	-451,064.58
	SUBTOTAL	69		0540	-0-	-----	-----	190,961.73	-190,961.73	-0-
DARIEN GAP HIGHWAY, FEDERAL HIGHWAY ADMINISTRATION										
FUND RESOURCES:										
UNDISBURSED FUNDS	NO YEAR	69		0553	2,037,034.50	-----	-----	-----	-----	2,037,034.50
FUND EQUITIES:										
UNDELIVERED ORDERS					-2,037,034.50	-----	-----	-----	-----	-2,037,034.50
	SUBTOTAL	69		0553	-0-	-----	-----	-----	-----	-0-
TERRITORIAL HIGHWAYS, FEDERAL HIGHWAY ADMINISTRATION										
FUND RESOURCES:										
UNDISBURSED FUNDS	NO YEAR	69		0556	2,198,302.07	-----	-----	312,837.03	-----	1,885,465.04
FUND EQUITIES:										
UNOBLIGATED BALANCE					-942.14	-----	-----	-----	-----	-942.14
ACCOUNTS PAYABLE					-2,197,359.93	-----	-----	-----	23,462.00	-23,462.00
UNDELIVERED ORDERS					-0-	-----	-----	-----	-336,299.03	-1,861,060.90
	SUBTOTAL	69		0556	-0-	-----	-----	312,837.03	-312,837.03	-0-
RAILROAD-HIGHWAY CROSSINGS DEMONSTRATION PROJECTS, FEDERAL HIGHWAY ADMINISTRATION										
FUND RESOURCES:										
UNDISBURSED FUNDS	NO YEAR	69		0557	18,089,861.98	30,262,000.00	-----	7,400,695.82	-----	40,951,166.16
UNFILLED CUSTOMER ORDERS					15,069,060.93	-----	-----	-----	-1,678,258.79	16,747,319.72
FUND EQUITIES:										
UNOBLIGATED BALANCE					-9,217,907.22	-----	-----	-----	26,823,718.08	-36,041,625.30
UNDELIVERED ORDERS					-23,941,015.69	-----	-----	-----	-2,284,155.11	-21,656,860.58
	SUBTOTAL	69		0557	-0-	30,262,000.00	-----	7,400,695.82	22,861,304.18	-0-
INTERSTATE TRANSFER GRANTS-HIGHWAYS, FEDERAL HIGHWAY ADMINISTRATION										
FUND RESOURCES:										
UNDISBURSED FUNDS	NO YEAR	69		0560	25,094,641.18	-----	-----	4,364,680.18	-----	20,729,961.00

**APPROPRIATION, OUTLAYS, AND BALANCES - Continued**

Appropriation or Fund Account		Account Symbol			Balances beginning of fiscal year	Appropriations and other obligational authority <sup>1</sup>	Transfers borrowings and investments (net) <sup>2</sup>	Outlays (net)	Balances withdrawn and other transactions <sup>3</sup>	Balances end or fiscal year <sup>4</sup>
Title	Period of Availability	Dept. Reg	Tr. Fm	Account No.						
FUND EQUITIES:										
UNOBLIGATED BALANCE						-10,483,669.46	-----	-----	-2,301,954.89	-8,181,714.57
ACCOUNTS PAYABLE						-590,354.73	-----	-----	-263,003.73	-327,351.00
UNDELIVERED ORDERS						-14,020,616.99	-----	-----	-1,799,721.56	-12,220,895.43
	NO YEAR	69		0560		-0-	-----	4,364,680.18	-4,364,680.18	-0-
HIGHWAY WIDENING DEMONSTRATION, FEDERAL HIGHWAY ADMINISTRATION										
FUND RESOURCES:										
UNDISBURSED FUNDS	NO YEAR	69		0561		8,464,062.09	-----	719,571.67	-----	7,744,490.42
FUND EQUITIES:										
UNOBLIGATED BALANCE						-6,024,624.00	-----	-----	-2,382,433.00	-3,642,191.00
ACCOUNTS PAYABLE						-41,896.48	-----	-----	12,071.52	-53,968.00
UNDELIVERED ORDERS						-2,397,541.61	-----	-----	1,650,789.81	-4,048,331.42
	NO YEAR	69		0561		-0-	-----	719,571.67	-719,571.67	-0-
EXPRESSWAY GAP CLOSING DEMONSTRATION PROJECT, FEDERAL HIGHWAY ADMINISTRATION										
FUND RESOURCES:										
UNDISBURSED FUNDS	NO YEAR	69		0563		1,187,741.15	-----	127,683.39	-----	1,060,057.76
FUND EQUITIES:										
ACCOUNTS PAYABLE						-6,005.49	-----	-----	-6,005.49	-----
UNDELIVERED ORDERS						-1,181,735.66	-----	-----	-121,677.90	-1,060,057.76
	NO YEAR	69		0563		-0-	-----	127,683.39	-127,683.39	-0-
RAIL CROSSINGS-DEMONSTRATION PROJECTS, FEDERAL HIGHWAY ADMINISTRATION										
FUND RESOURCES:										
UNDISBURSED FUNDS	NO YEAR	69		0555		502,234.13	-----	-14,986.07	-----	517,220.20
UNFILLED CUSTOMER ORDERS						244,891.28	-----	-----	244,891.28	-----
FUND EQUITIES:										
UNOBLIGATED BALANCE						-16,874.38	-----	-----	500,345.82	-517,220.20
UNDELIVERED ORDERS						-730,251.03	-----	-----	-730,251.03	-----
	NO YEAR	69		0555		-0-	-----	-14,986.07	14,986.07	-0-
ALASKA HIGHWAY, FEDERAL HIGHWAY ADMINISTRATION										
FUND RESOURCES:										
UNDISBURSED FUNDS	NO YEAR	69		0537		212,101.28	-----	39,505.86	-----	172,595.42
FUND EQUITIES:										
ACCOUNTS PAYABLE						-17,064.44	-----	-----	-16,747.28	-317.16
UNDELIVERED ORDERS						-195,036.84	-----	-----	-22,758.58	-172,278.26
	NO YEAR	69		0537		-0-	-----	39,505.86	-39,505.86	-0-
OFF-SYSTEMS ROADS, LIQUIDATION OF CONTRACT AUTHORIZATION, FEDERAL HIGHWAY ADMINISTRATION										
FUND RESOURCES:										
UNDISBURSED FUNDS	NO YEAR	69		0502		60,550.32	-----	180.30	-----	60,370.02
FUND EQUITIES:										
ACCOUNTS PAYABLE						-360.24	-----	-----	-360.24	-----
UNDELIVERED ORDERS						-60,190.08	-----	-----	179.94	-60,370.02
	NO YEAR	69		0502		-0-	-----	180.30	-180.30	-0-
ACCESS HIGHWAYS TO PUBLIC RECREATION AREAS ON CERTAIN LAKES, FEDERAL HIGHWAY ADMINISTRATION										
FUND RESOURCES:										
UNDISBURSED FUNDS	NO YEAR	69		0503		1,289,618.65	-----	235,481.45	-----	1,054,137.20
FUND EQUITIES:										
UNOBLIGATED BALANCE						-1,048,854.93	-----	-----	-712,500.00	-336,354.93
ACCOUNTS PAYABLE						-60,852.94	-----	-----	-43,191.94	-17,661.00
UNDELIVERED ORDERS						-179,910.78	-----	-----	520,210.49	-700,121.27
	NO YEAR	69		0503		-0-	-----	235,481.45	-235,481.45	-0-
HIGHWAY SAFETY SEPARATIONS DEMONSTRATION PROJECT, FEDERAL HIGHWAY ADMINISTRATION										
FUND RESOURCES:										
UNDISBURSED FUNDS	NO YEAR	69		0501		540,938.69	-----	561.29	-----	540,377.40
FUND EQUITIES:										
ACCOUNTS PAYABLE						-9.00	-----	-----	-9.00	-----
UNDELIVERED ORDERS						-540,929.69	-----	-----	-552.29	-540,377.40
	NO YEAR	69		0501		-0-	-----	561.29	-561.29	-0-
INTER-AMERICAN HIGHWAY, FEDERAL HIGHWAY ADMINISTRATION										
FUND RESOURCES:										
UNDISBURSED FUNDS	NO YEAR	69		0506		82,329.48	-----	-----	-----	82,329.48
FUND EQUITIES:										
UNDELIVERED ORDERS						-82,329.48	-----	-----	-----	-82,329.48
	NO YEAR	69		0506		-0-	-----	-----	-----	-0-

FOOTNOTES AT END OF CHAPTER

**APPROPRIATION, OUTLAYS, AND BALANCES - Continued**

Appropriation or Fund Account		Account Symbol			Balances beginning of fiscal year	Appropriations and other obligational authority <sup>1</sup>	Transfers borrowings and investments (net) <sup>2</sup>	Outlays (net)	Balances withdrawn and other transactions <sup>3</sup>	Balances end or fiscal year <sup>4</sup>
Title	Period of Availability	Dept Reg	Fm Tr	Account No						
<b>FEDERAL HIGHWAY ADMINISTRATION-CONTINUED</b>										
<b>GENERAL FUND ACCOUNTS-CONTINUED</b>										
BIKEWAY PROGRAM, FEDERAL HIGHWAY ADMINISTRATION										
FUND RESOURCES										
UNDISBURSED FUNDS	NO YEAR	69		0507	\$25,008 82	-----	-----	\$7,796 71	-----	\$17,212 11
FUND EQUITIES										
UNOBLIGATED BALANCE					-----	-----	-----	\$13,931 99	-----	-13,931 99
UNDELIVERED ORDERS					-25,008 82	-----	-----	-21,728 70	-----	-3,280 12
	SUBTOTAL	69		0507	-0-	-----	-----	7,796 71	-7,796 71	-0-
BRIDGE IMPROVEMENT DEMONSTRATION PROJECT, FEDERAL HIGHWAY ADMINISTRATION										
FUND RESOURCES										
UNDISBURSED FUNDS	NO YEAR	69		0516	6,921,971 00	-----	-----	2,438,531 00	-----	4,483,440 00
FUND EQUITIES										
UNOBLIGATED BALANCE					-3,756,132 00	-----	-----	-----	-141,016 00	-3,615,116 00
ACCOUNTS PAYABLE					-271,086 45	-----	-----	-----	-88,196 45	-182,890 00
UNDELIVERED ORDERS					-2,894,752 55	-----	-----	-----	-2,209,318 55	-685,434 00
	SUBTOTAL	69		0516	-0-	-----	-----	2,438,531 00	-2,438,531 00	-0-
HIGHWAY BYPASS DEMONSTRATION PROJECT, FEDERAL HIGHWAY ADMINISTRATION										
FUND RESOURCES										
UNDISBURSED FUNDS	NO YEAR	69		0518	9,000,000 00	-----	-----	867,760 00	-----	8,132,240 00
FUND EQUITIES										
UNOBLIGATED BALANCE					-9,000,000 00	-----	-----	-----	-867,760 00	-8,132,240 00
	SUBTOTAL	69		0518	-0-	-----	-----	867,760 00	-867,760 00	-0-
HIGHWAY WIDENING AND IMPROVEMENT DEMONSTRATION PROJECT, FEDERAL HIGHWAY ADMINISTRATION										
FUND RESOURCES										
UNDISBURSED FUNDS	NO YEAR	69		0519	20,026,206 83	-----	-----	3,975,681 04	-----	16,050,525 79
FUND EQUITIES										
UNOBLIGATED BALANCE					-11,151,190 00	-----	-----	-----	-1,884,477 00	-9,266,713 00
ACCOUNTS PAYABLE					-81,316 55	-----	-----	-----	216,859 45	-298,176 00
UNDELIVERED ORDERS					-8,793,700 28	-----	-----	-----	-2,308,063 49	-6,485,636 79
	SUBTOTAL	69		0519	-0-	-----	-----	3,975,681 04	-3,975,681 04	-0-
TRAFFIC IMPROVEMENT DEMONSTRATION PROJECT, FEDERAL HIGHWAY ADMINISTRATION										
FUND RESOURCES										
UNDISBURSED FUNDS	NO YEAR	69		0520	27,164 00	-----	-----	27,164 00	-----	-----
FUND EQUITIES										
ACCOUNTS PAYABLE					-7,310 43	-----	-----	-----	-7,310 43	-----
UNDELIVERED ORDERS					-19,853 57	-----	-----	-----	-19,853 57	-----
	SUBTOTAL	69		0520	-0-	-----	-----	27,164 00	-27,164 00	-0-
APPALACHIAN CORRIDOR IMPROVEMENT PROJECT, FEDERAL HIGHWAY ADMINISTRATION										
FUND RESOURCES										
UNDISBURSED FUNDS	NO YEAR	69		0521	-----	\$57,000,000 00	-----	-----	-----	57,000,000 00
FUND EQUITIES										
UNOBLIGATED BALANCE					-----	-----	-----	54,000,000 00	-----	-54,000,000 00
UNDELIVERED ORDERS					-----	-----	-----	3,000,000 00	-----	-3,000,000 00
	SUBTOTAL	69		0521	-0-	57,000,000 00	-----	57,000,000 00	-----	-0-
CUMBERLAND GAP TUNNEL PROJECT, FEDERAL HIGHWAY ADMINISTRATION										
FUND RESOURCES										
UNDISBURSED FUNDS	1994	69		0522	-----	6,000,000 00	-----	1,594,315 47	-----	4,405,684 53
FUND EQUITIES										
ACCOUNTS PAYABLE					-----	-----	-----	2,713,792 99	-----	-2,713,792 99
UNDELIVERED ORDERS					-----	-----	-----	1,691,891 54	-----	-1,691,891 54
	SUBTOTAL	69		0522	-0-	6,000,000 00	-----	1,594,315 47	4,405,684 53	-0-
LOCK AND DAM NO 4 BRIDGE, FEDERAL HIGHWAY ADMINISTRATION										
FUND RESOURCES										
UNDISBURSED FUNDS	1994	69		0523	-----	4,000,000 00	-----	4,000,000 00	-----	-----
CONGESTION MITIGATION, FEDERAL HIGHWAY ADMINISTRATION										
FUND RESOURCES										
UNDISBURSED FUNDS	1994	69		0524	-----	1,600,000 00	-----	-----	-----	1,600,000 00
FUND EQUITIES										
UNDELIVERED ORDERS					-----	-----	-----	1,600,000 00	-----	-1,600,000 00
	SUBTOTAL	69		0524	-0-	1,600,000 00	-----	-----	1,600,000 00	-0-

**APPROPRIATION, OUTLAYS, AND BALANCES - Continued**

Appropriation or Fund Account Title	Period of Availability	Account Symbol			Balances beginning of fiscal year	Appropriations and other obligational authority <sup>1</sup>	Transfers borrowings and investments (net) <sup>2</sup>	Outlays (net)	Balances withdrawn and other transactions <sup>3</sup>	Balances end or fiscal year <sup>4</sup>
		Dept Reg	Tr Fr	Account No						
CROSS WESTCHESTER EXPRESSWAY, FEDERAL HIGHWAY ADMINISTRATION FUND RESOURCES: UNDISBURSED FUNDS	1994	69		0525	-----	9,800,000.00	-----	-----	-----	9,800,000.00
FUND EQUITIES: UNDELIVERED ORDERS					-----	-----	-----	-----	-----	-----
SUBTOTAL		69		0525	-0-	9,800,000.00	-----	-----	9,800,000.00	-9,800,000.00
PUBLIC LANDS HIGHWAYS, LIQUIDATION OF CONTRACT AUTHORIZATION, FEDERAL HIGHWAY ADMINISTRATION FUND RESOURCES: UNDISBURSED FUNDS	NO YEAR	69		0526	6,222.67	-----	-----	-----	-----	6,222.67
FUND EQUITIES: UNDELIVERED ORDERS					-6,222.67	-----	-----	-----	-----	-6,222.67
SUBTOTAL		69		0526	-0-	-----	-----	-----	-----	-0-
SCHENECTADY BRIDGE, FEDERAL HIGHWAY ADMINISTRATION FUND RESOURCES: UNDISBURSED FUNDS	1994	69		0527	-----	3,200,000.00	-----	-----	-----	3,200,000.00
FUND EQUITIES: UNOBLIGATED BALANCE					-----	-----	-----	-----	-----	-----
SUBTOTAL		69		0527	-0-	3,200,000.00	-----	-----	3,200,000.00	-3,200,000.00
COLUMBIA GORGE HIGHWAY, FEDERAL HIGHWAY ADMINISTRATION FUND RESOURCES: UNDISBURSED FUNDS	1994	69		0528	-----	2,500,000.00	-----	35,594.37	-----	2,464,405.63
FUND EQUITIES: UNDELIVERED ORDERS					-----	-----	-----	-----	-----	-----
SUBTOTAL		69		0528	-0-	2,500,000.00	-----	35,594.37	2,464,405.63	-2,464,405.63
MANASSAS BATTLEFIELD BYPASS, FEDERAL HIGHWAY ADMINISTRATION FUND RESOURCES: UNDISBURSED FUNDS	1994	69		0529	-----	3,000,000.00	-----	-----	-----	3,000,000.00
FUND EQUITIES: UNDELIVERED ORDERS					-----	-----	-----	-----	-----	-----
SUBTOTAL		69		0529	-0-	3,000,000.00	-----	-----	3,000,000.00	-3,000,000.00
HIGHWAY SAFETY IMPROVEMENT DEMONSTRATION PROJECT, FEDERAL HIGHWAY ADMINISTRATION FUND RESOURCES: UNDISBURSED FUNDS	NO YEAR	69		0530	12,447,666.86	-----	-----	8,463,810.92	-----	3,983,855.94
FUND EQUITIES: UNOBLIGATED BALANCE					-1,548,376.00	-----	-----	-----	-94,999.99	-1,453,376.01
ACCOUNTS PAYABLE					-287,945.96	-----	-----	-----	346,840.04	-634,786.00
UNDELIVERED ORDERS					-10,611,344.90	-----	-----	-----	-8,715,650.97	-1,895,693.93
SUBTOTAL		69		0530	-0-	-----	-----	8,463,810.92	-8,463,810.92	-0-
PENNSYLVANIA TOLL ROAD DEMONSTRATION PROJECT, FEDERAL HIGHWAY ADMINISTRATION FUND RESOURCES: UNDISBURSED FUNDS	NO YEAR	69		0531	3,777,422.19	-----	-----	3,018,256.05	-----	759,166.14
FUND EQUITIES: UNOBLIGATED BALANCE					-542,425.00	-----	-----	-----	-----	-----
ACCOUNTS PAYABLE					-233,269.39	-----	-----	-----	-402,425.00	-140,000.00
UNDELIVERED ORDERS					-3,001,727.80	-----	-----	-----	-6,900.39	-226,369.00
SUBTOTAL		69		0531	-0-	-----	-----	3,018,256.05	-2,608,930.66	-392,797.14
PENNSYLVANIA RECONSTRUCTION DEMONSTRATION PROJECT, FEDERAL HIGHWAY ADMINISTRATION FUND RESOURCES: UNDISBURSED FUNDS	NO YEAR	69		0532	11,796,170.17	-----	-----	3,380,354.87	-----	8,415,815.30
FUND EQUITIES: UNOBLIGATED BALANCE					-7,299,870.00	-----	-----	-----	-3,670,310.00	-3,629,560.00
ACCOUNTS PAYABLE					-358,252.77	-----	-----	-----	-104,725.77	-253,527.00
UNDELIVERED ORDERS					-4,138,047.40	-----	-----	-----	394,680.90	-4,532,728.30
SUBTOTAL		69		0532	-0-	-----	-----	3,380,354.87	-3,380,354.87	-0-
HIGHWAY STUDIES FEASIBILITY, DESIGN, ENVIRONMENTAL, ENGINEERING, FEDERAL HIGHWAY ADMINISTRATION FUND RESOURCES: UNDISBURSED FUNDS	NO YEAR	69		0533	16,755,220.82	-----	-----	2,083,321.63	600,000.00	14,071,899.19
TRANSFER TO INTERIOR, NATIONAL PARK SERVICE	NO YEAR	14	69	0533	240,000.00	-----	-----	-----	-----	240,000.00
FUND EQUITIES: UNOBLIGATED BALANCE					-12,423,768.97	-----	-----	-----	-1,324,408.03	-11,099,360.94
ACCOUNTS PAYABLE					-27,997.86	-----	-----	-----	377,138.19	-405,136.05
UNDELIVERED ORDERS					-4,543,453.99	-----	-----	-----	-1,736,051.79	-2,807,402.20
SUBTOTAL		69		0533	-0-	-----	-----	2,083,321.63	-2,083,321.63	-0-

FOOTNOTES AT END OF CHAPTER



APPROPRIATION, OUTLAYS, AND BALANCES - Continued

Appropriation or Fund Account		Account Symbol			Balances beginning of fiscal year	Appropriations and other obligational authority <sup>1</sup>	Transfers borrowings and investments (net) <sup>2</sup>	Outlays (net)	Balances withdrawn and other transactions <sup>3</sup>	Balances end or fiscal year <sup>4</sup>
Title	Period of Availability	Dept. Reg	Tr. Fm	Account No.						
<b>FEDERAL HIGHWAY ADMINISTRATION-CONTINUED</b>										
<b>GENERAL FUND ACCOUNTS-CONTINUED</b>										
NORTH CAROLINA CONNECTOR PROJECT, FEDERAL HIGHWAY ADMINISTRATION FUND RESOURCES:										
UNDISBURSED FUNDS	NO YEAR	69		0534	\$4,742,585.00	-----	-----	\$441,762.00	-----	\$4,300,823.00
FUND EQUITIES:										
ACCOUNTS PAYABLE					-1,507.43	-----	-----	-----	\$31,624.57	-33,132.00
UNDELIVERED ORDERS					-4,741,077.57	-----	-----	-----	-473,386.57	-4,267,691.00
					-0-	-----	-----	-----	-441,762.00	-0-
								441,762.00		
BORDER HIGHWAY PROJECT, FEDERAL HIGHWAY ADMINISTRATION FUND RESOURCES:										
UNDISBURSED FUNDS	1994	69		0535	-----	\$6,400,000.00	-----	-----	-----	6,400,000.00
FUND EQUITIES:										
UNDELIVERED ORDERS					-----	-----	-----	-----	6,400,000.00	-6,400,000.00
					-0-	6,400,000.00	-----	-----	6,400,000.00	-0-
CONSTRUCTION OF PUBLIC TOLL ROADS, ORANGE COUNTY, CALIFORNIA, FEDERAL HIGHWAY ADMINISTRATION FUND RESOURCES:										
UNDISBURSED FUNDS	1993	69		0543	9,600,000.00	-----	-----	-----	-----	9,600,000.00
FUND EQUITIES:										
UNDELIVERED ORDERS					-9,600,000.00	-----	-----	-----	-----	-9,600,000.00
					-0-	-----	-----	-----	-----	-0-
WASTE ISOLATION PILOT PROJECT ROADS, FEDERAL HIGHWAY ADMINISTRATION FUND RESOURCES:										
UNDISBURSED FUNDS	NO YEAR	69		0562	1,245,476.78	-----	-----	-----	-----	1,245,476.78
FUND EQUITIES:										
ACCOUNTS PAYABLE					-52,296.22	-----	-----	-----	-52,296.22	-----
UNDELIVERED ORDERS					-1,193,180.56	-----	-----	-----	52,296.22	-1,245,476.78
					-0-	-----	-----	-----	-----	-0-
INTERSECTION SAFETY DEMONSTRATION PROJECT, FEDERAL HIGHWAY ADMINISTRATION FUND RESOURCES:										
UNDISBURSED FUNDS	NO YEAR	69		0564	3,362,510.13	-3,059,960.00	-----	-----	-----	302,550.13
FUND EQUITIES:										
UNOBLIGATED BALANCE					-3,059,960.00	-----	-----	-----	-3,059,960.00	-----
ACCOUNTS PAYABLE					-4,665.56	-----	-----	-----	-4,665.56	-----
UNDELIVERED ORDERS					-297,884.57	-----	-----	-----	4,665.56	-302,550.13
					-0-	-3,059,960.00	-----	-----	-3,059,960.00	-0-
HIGHWAY CAPACITY IMPROVEMENT DEMONSTRATION PROJECT, FEDERAL HIGHWAY ADMINISTRATION FUND RESOURCES:										
UNDISBURSED FUNDS	NO YEAR	69		0565	134,799.00	-----	-----	12,653.00	-----	122,146.00
FUND EQUITIES:										
ACCOUNTS PAYABLE					-134,799.00	-----	-----	-----	-134,799.00	-----
UNDELIVERED ORDERS					-----	-----	-----	-----	122,146.00	-122,146.00
					-0-	-----	-----	-----	-12,653.00	-0-
CLIMBING LANE AND HIGHWAY SAFETY DEMONSTRATION PROJECT, FEDERAL HIGHWAY ADMINISTRATION FUND RESOURCES:										
UNDISBURSED FUNDS	NO YEAR	69		0566	15,557,807.13	-----	-----	458,580.78	-----	15,099,226.35
FUND EQUITIES:										
UNOBLIGATED BALANCE					-14,667,649.00	-----	-----	-----	-897,766.81	-13,769,882.19
ACCOUNTS PAYABLE					-73,504.27	-----	-----	-----	-39,110.27	-34,394.00
UNDELIVERED ORDERS					-816,653.86	-----	-----	-----	478,296.30	-1,294,950.16
					-0-	-----	-----	-----	-458,580.78	-0-
INDIANA INDUSTRIAL CORRIDOR SAFETY DEMONSTRATION PROJECT, FEDERAL HIGHWAY ADMINISTRATION FUND RESOURCES:										
UNDISBURSED FUNDS	NO YEAR	69		0567	7,763,312.28	-----	-----	2,640,587.07	-----	5,122,725.21
FUND EQUITIES:										
UNOBLIGATED BALANCE					-2,656,790.60	-----	-----	-----	-104,000.00	-2,552,790.60
ACCOUNTS PAYABLE					-32,407.23	-----	-----	-----	165,636.77	-196,044.00
UNDELIVERED ORDERS					-5,074,114.45	-----	-----	-----	-2,702,223.84	-2,371,890.61
					-0-	-----	-----	-----	-2,640,587.07	-0-
CORRIDOR H IMPROVEMENT PROJECT, FEDERAL HIGHWAY ADMINISTRATION FUND RESOURCES:										
UNDISBURSED FUNDS	NO YEAR	69		0568	39,675,340.99	-----	-----	29,871,599.30	-----	9,803,741.69

**APPROPRIATION, OUTLAYS, AND BALANCES - Continued**

Appropriation or Fund Account Title	Period of Availability	Account Symbol			Balances beginning of fiscal year	Appropriations and other obligational authority <sup>1</sup>	Transfers borrowings and investments (net) <sup>2</sup>	Outlays (net)	Balances withdrawn and other transactions <sup>3</sup>	Balances end or fiscal year <sup>4</sup>
		Dept Reg	Tr Fm	Account No.						
FUND EQUITIES:										
UNOBLIGATED BALANCE					-4,367,402.00	-----	-----	-3,480,325.00	-887,077.00	
ACCOUNTS PAYABLE					-1,926,182.11	-----	-----	314,189.89	-2,240,372.00	
UNDELIVERED ORDERS					-33,381,756.88	-----	-----	-26,705,464.19	-6,676,292.69	
SUBTOTAL	69		0568		-0-		29,871,599.30	-29,871,599.30	-0-	
ROAD EXTENSION DEMONSTRATION, FEDERAL HIGHWAY ADMINISTRATION										
FUND RESOURCES:										
UNDISBURSED FUNDS	NO YEAR	69	0569		5,711,767.13	-----	3,140,024.59	-----	2,571,742.54	
FUND EQUITIES:										
UNOBLIGATED BALANCE					-565,576.00	-----	-----	-565,576.00	-----	
ACCOUNTS PAYABLE					-394,820.34	-----	-----	-159,318.34	-235,502.00	
UNDELIVERED ORDERS					-4,751,370.79	-----	-----	-2,415,130.25	-2,336,240.54	
SUBTOTAL	69		0569		-0-		3,140,024.59	-3,140,024.59	-0-	
OKLAHOMA HIGHWAY WIDENING DEMONSTRATION PROJECT, FEDERAL HIGHWAY ADMINISTRATION										
FUND RESOURCES:										
UNDISBURSED FUNDS	NO YEAR	69	0570		2,798,525.06	-----	4,624.00	-----	2,793,901.06	
FUND EQUITIES:										
UNOBLIGATED BALANCE					-1,248,000.00	-----	-----	-1,248,000.00	-----	
UNDELIVERED ORDERS					-1,550,525.06	-----	-----	1,243,376.00	-2,793,901.06	
SUBTOTAL	69		0570		-0-		4,624.00	-4,624.00	-0-	
ALABAMA HIGHWAY BYPASS DEMONSTRATION PROJECT, FEDERAL HIGHWAY ADMINISTRATION										
FUND RESOURCES:										
UNDISBURSED FUNDS	NO YEAR	69	0571		26,633,138.86	-----	2,167,920.62	-----	24,465,218.24	
FUND EQUITIES:										
UNOBLIGATED BALANCE					-22,520,209.00	-----	-----	-22,520,209.00	-----	
ACCOUNTS PAYABLE					-73,934.56	-----	-----	88,659.44	-162,594.00	
UNDELIVERED ORDERS					-4,038,995.30	-----	-----	20,263,628.94	-24,302,624.24	
SUBTOTAL	69		0571		-0-		2,167,920.62	-2,167,920.62	-0-	
KENTUCKY BRIDGE PROJECT, FEDERAL HIGHWAY ADMINISTRATION										
FUND RESOURCES:										
UNDISBURSED FUNDS	1994 NO YEAR	69	0572		----- 1,504,500.92	12,000,000.00 -----	----- 1,504,500.92	----- -----	12,000,000.00 -----	
FUND EQUITIES:										
ACCOUNTS PAYABLE					-784,452.66	-----	-----	-784,452.66	-----	
UNDELIVERED ORDERS					-720,048.26	-----	-----	11,279,951.74	-12,000,000.00	
SUBTOTAL	69		0572		-0-	12,000,000.00	1,504,500.92	10,495,499.08	-0-	
VIRGINIA HOV SAFETY DEMONSTRATION PROJECT, FEDERAL HIGHWAY ADMINISTRATION										
FUND RESOURCES:										
UNDISBURSED FUNDS	NO YEAR	69	0573		351,759.17	-----	62,550.53	-----	289,208.64	
FUND EQUITIES:										
ACCOUNTS PAYABLE					-351,759.17	-----	-----	-351,759.17	-----	
UNDELIVERED ORDERS					-0-	-----	-----	289,208.64	-289,208.64	
SUBTOTAL	69		0573		-0-	-----	62,550.53	-62,550.53	-0-	
URBAN HIGHWAY CORRIDOR AND BICYCLE TRANSPORTATION DEMONSTRATION PROJECTS, FEDERAL HIGHWAY ADMINISTRATION										
FUND RESOURCES:										
UNDISBURSED FUNDS	NO YEAR	69	0574		17,657,753.01	-----	8,325,112.87	-----	9,332,640.14	
FUND EQUITIES:										
UNOBLIGATED BALANCE					-3,496,313.00	-----	-----	-172,661.00	-3,323,652.00	
ACCOUNTS PAYABLE					-415,777.76	-----	-----	208,605.24	-624,383.00	
UNDELIVERED ORDERS					-13,745,662.25	-----	-----	-8,361,057.11	-5,384,605.14	
SUBTOTAL	69		0574		-0-	-----	8,325,112.87	-8,325,112.87	-0-	
URBAN AIRPORT ACCESS SAFETY DEMONSTRATION PROJECT, FEDERAL HIGHWAY ADMINISTRATION										
FUND RESOURCES:										
UNDISBURSED FUNDS	NO YEAR	69	0575		17,218,297.91	-----	1,534,140.82	-----	15,684,157.09	
FUND EQUITIES:										
UNOBLIGATED BALANCE					-12,521,921.00	-----	-----	-3,558,473.60	-8,963,447.40	
ACCOUNTS PAYABLE					-296,557.40	-----	-----	-181,496.40	-115,061.00	
UNDELIVERED ORDERS					-4,399,819.51	-----	-----	2,205,829.18	-6,605,648.69	
SUBTOTAL	69		0575		-0-	-----	1,534,140.82	-1,534,140.82	-0-	
RESERVATION ROAD, FEDERAL HIGHWAY ADMINISTRATION										
FUND RESOURCES:										
UNDISBURSED FUNDS	1989	69	0577		91,498.00	-----	-----	91,498.00	-----	
FUND EQUITIES:										
UNDELIVERED ORDERS					-91,498.00	-----	-----	-91,498.00	-----	
SUBTOTAL	69		0577		-0-	-----	-----	-----	-0-	

FOOTNOTES AT END OF CHAPTER

APPROPRIATION, OUTLAYS, AND BALANCES - Continued

Appropriation or Fund Account		Account Symbol			Balances beginning of fiscal year	Appropriations and other obligational authority <sup>1</sup>	Transfers borrowings and investments (net) <sup>2</sup>	Outlays (net)	Balances withdrawn and other transactions <sup>3</sup>	Balances end or fiscal year <sup>4</sup>
Title	Period of Availability	Dept Reg	Tr Fm	Account No						
<b>FEDERAL HIGHWAY ADMINISTRATION-CONTINUED</b>										
<b>GENERAL FUND ACCOUNTS-CONTINUED</b>										
EXPRESSWAY SAFETY IMPROVEMENT DEMONSTRATION PROJECT, FEDERAL HIGHWAY ADMINISTRATION FUND RESOURCES:										
UNDISBURSED FUNDS	NO YEAR	69		0580	\$2,565,484.00	-----	-----	\$2,565,484.00	-----	-----
FUND EQUITIES:										
ACCOUNTS PAYABLE					-2,588.70	-----	-----	-----	-2,588.70	-----
UNDELIVERED ORDERS					-2,562,895.30	-----	-----	-----	-2,562,895.30	-----
	SUBTOTAL	69		0580	-0-	-----	-----	2,565,484.00	-2,565,484.00	-0-
ALABAMA FEASIBILITY STUDY, FEDERAL HIGHWAY ADMINISTRATION FUND RESOURCES:										
UNDISBURSED FUNDS	NO YEAR	69		0581	18,398.20	-----	-----	18,398.20	-----	-----
FUND EQUITIES:										
ACCOUNTS PAYABLE					-688.89	-----	-----	-----	-688.89	-----
UNDELIVERED ORDERS					-17,709.31	-----	-----	-----	-17,709.31	-----
	SUBTOTAL	69		0581	-0-	-----	-----	18,398.20	-18,398.20	-0-
EBENSBURG BYPASS DEMONSTRATION PROJECT, FEDERAL HIGHWAY ADMINISTRATION FUND RESOURCES:										
UNDISBURSED FUNDS	NO YEAR	69		0582	2,728.83	-----	-----	388.14	-----	\$2,340.69
FUND EQUITIES:										
UNOBLIGATED BALANCE					-127.00	-----	-----	-----	-----	-127.00
ACCOUNTS PAYABLE					-1,176.03	-----	-----	-----	-1,176.03	-----
UNDELIVERED ORDERS					-1,425.80	-----	-----	-----	787.89	-2,213.69
	SUBTOTAL	69		0582	-0-	-----	-----	388.14	-388.14	-0-
HIGHWAY DEMONSTRATION PROJECTS, PRELIMINARY ENGINEERING, FEDERAL HIGHWAY ADMINISTRATION FUND RESOURCES:										
UNDISBURSED FUNDS	NO YEAR	69		0583	30,754,083.67	-----	-----	7,956,280.82	618,952.00	22,178,850.85
FUND EQUITIES:										
UNOBLIGATED BALANCE					-11,036,886.66	-----	-----	-----	-2,806,426.00	-8,230,460.66
ACCOUNTS PAYABLE					-651,275.55	-----	-----	-----	-54,554.55	-596,721.00
UNDELIVERED ORDERS					-19,065,921.46	-----	-----	-----	-5,714,252.27	-13,351,669.19
	SUBTOTAL	69		0583	-0-	-----	-----	7,956,280.82	-7,956,280.82	-0-
DES MOINES INNER LOOP DEMONSTRATION PROJECT, FEDERAL HIGHWAY ADMINISTRATION FUND RESOURCES:										
UNDISBURSED FUNDS	NO YEAR	69		0584	2,792,000.00	-----	-----	-----	-----	2,792,000.00
FUND EQUITIES:										
UNOBLIGATED BALANCE					-2,792,000.00	-----	-----	-----	-1,787,325.00	-1,004,675.00
UNDELIVERED ORDERS					-0-	-----	-----	-----	1,787,325.00	-1,787,325.00
	SUBTOTAL	69		0584	-0-	-----	-----	-----	-----	-0-
CORRIDOR G IMPROVEMENT PROJECT, FEDERAL HIGHWAY ADMINISTRATION FUND RESOURCES:										
UNDISBURSED FUNDS	NO YEAR	69		0585	161,193,856.67	-----	-----	64,363,111.20	-----	96,830,744.47
FUND EQUITIES:										
UNOBLIGATED BALANCE					-70,417,871.00	-----	-----	-----	-15,499,528.00	-54,918,343.00
ACCOUNTS PAYABLE					-1,698,984.11	-----	-----	-----	3,128,248.89	-4,827,233.00
UNDELIVERED ORDERS					-89,077,000.56	-----	-----	-----	-51,991,832.09	-37,085,168.47
	SUBTOTAL	69		0585	-0-	-----	-----	64,363,111.20	-64,363,111.20	-0-
CORNING BYPASS SAFETY DEMONSTRATION PROJECT, FEDERAL HIGHWAY ADMINISTRATION FUND RESOURCES:										
UNDISBURSED FUNDS	NO YEAR	69		0586	28,462,453.00	-----	-----	13,253,643.00	-----	15,208,810.00
FUND EQUITIES:										
UNOBLIGATED BALANCE					-78,054.00	-----	-----	-----	-76,800.00	-1,254.00
ACCOUNTS PAYABLE					-1,378,449.45	-----	-----	-----	-384,426.45	-994,023.00
UNDELIVERED ORDERS					-27,005,949.55	-----	-----	-----	-12,792,416.55	-14,213,533.00
	SUBTOTAL	69		0586	-0-	-----	-----	13,253,643.00	-13,253,643.00	-0-
SPRING MOUNTAIN DEMONSTRATION PROJECT, FEDERAL HIGHWAY ADMINISTRATION FUND RESOURCES:										
UNDISBURSED FUNDS	NO YEAR	69		0587	1,229,539.00	-----	-----	680,229.00	-----	549,310.00
FUND EQUITIES:										
ACCOUNTS PAYABLE					-1,229,539.00	-----	-----	-----	51,017.00	-51,017.00
UNDELIVERED ORDERS					-0-	-----	-----	-----	-731,246.00	-498,293.00
	SUBTOTAL	69		0587	-0-	-----	-----	680,229.00	-680,229.00	-0-

**APPROPRIATION, OUTLAYS, AND BALANCES - Continued**

Appropriation or Fund Account Title	Period of Availability	Account Symbol			Balances beginning of fiscal year	Appropriations and other obligatory authority <sup>1</sup>	Transfers borrowings and investments (net) <sup>2</sup>	Outlays (net)	Balances withdrawn and other transactions <sup>3</sup>	Balances end or fiscal year <sup>4</sup>
		Dept Reg	Tr Fm	Account No						
MANHATTAN BRIDGE REPLACEMENT PROJECT, FEDERAL HIGHWAY ADMINISTRATION										
FUND RESOURCES:										
UNDISBURSED FUNDS	NO YEAR	69		0588	2,483,696 60	-----	27,696 60	-----	2,456,000 00	
FUND EQUITIES:										
UNOBLIGATED BALANCE					-2,456,000 00	-----	-----	-2,456,000 00	-----	
ACCOUNTS PAYABLE					-23,061 05	-----	-----	-23,061 05	-----	
UNDELIVERED ORDERS					-4,635 55	-----	-----	2,451,364 45	-----	-2,456,000 00
SUBTOTAL		69		0588	-0-	-----	27,696 60	-27,696 60	-----	-0-
OTTUMWA ROAD EXTENSION PROJECT, FEDERAL HIGHWAY ADMINISTRATION										
FUND RESOURCES:										
UNDISBURSED FUNDS	NO YEAR	69		0590	14,383,414 62	-----	5,854,565 13	-----	8,528,849 49	
FUND EQUITIES:										
UNOBLIGATED BALANCE					-11,970,442 00	-----	-----	-11,780,421 00	-----	-190,021 00
ACCOUNTS PAYABLE					-98,735 58	-----	-----	340,356 42	-----	-439,092 00
UNDELIVERED ORDERS					-2,314,237 04	-----	-----	5,585,499 45	-----	-7,899,736 49
SUBTOTAL		69		0590	-0-	-----	5,854,565 13	-5,854,565 13	-----	-0-
TRADE ENHANCEMENT DEMONSTRATION PROJECT, FEDERAL HIGHWAY ADMINISTRATION										
FUND RESOURCES:										
UNDISBURSED FUNDS	NO YEAR	69		0591	10,584,899 46	-----	57,698 55	-----	10,527,200 91	
FUND EQUITIES:										
UNOBLIGATED BALANCE					-10,524,862 00	-----	-----	-10,524,862 00	-----	-----
ACCOUNTS PAYABLE					-2,997 19	-----	-----	-2,997 19	-----	-----
UNDELIVERED ORDERS					-57,040 27	-----	-----	10,470,160 64	-----	-10,527,200 91
SUBTOTAL		69		0591	-0-	-----	57,698 55	-57,698 55	-----	-0-
TUROUOISE TRAIL PROJECT, FEDERAL HIGHWAY ADMINISTRATION										
FUND RESOURCES:										
UNDISBURSED FUNDS TRANSFER TO INTERIOR, BUREAU OF INDIAN AFFAIRS	NO YEAR	14	69	0592	20	6,692,637 37	-----	4,962,788 41	-----	1,729,848 96
FUND EQUITIES:										
UNOBLIGATED BALANCE					-1,874,500 56	-----	-----	-292,886 73	-----	-1,581,613 83
ACCOUNTS PAYABLE					-7,239 12	-----	-----	-6,463 18	-----	-775 94
UNDELIVERED ORDERS					-4,810,897 69	-----	-----	-4,663,438 50	-----	-147,459 19
SUBTOTAL		69		0592	-0-	-----	4,962,788 41	-4,962,788 41	-----	-0-
HIGHWAY 20 REALIGNMENT PROJECT, FEDERAL HIGHWAY ADMINISTRATION										
FUND RESOURCES:										
UNDISBURSED FUNDS	NO YEAR	69		0593	1,949,718 90	-----	-----	1,756,709 00	-----	193,009 90
FUND EQUITIES:										
UNOBLIGATED BALANCE					-1,756,709 00	-----	-----	-1,756,709 00	-----	-----
ACCOUNTS PAYABLE					-12,895 31	-----	-----	-12,895 31	-----	-----
UNDELIVERED ORDERS					-180,114 59	-----	-----	12,895 31	-----	-193,009 90
SUBTOTAL		69		0593	-0-	-----	-----	-----	-----	-0-
RAMP RELOCATION AND RECONSTRUCTION DEMONSTRATION PROJECT, FEDERAL HIGHWAY ADMINISTRATION										
FUND RESOURCES:										
UNDISBURSED FUNDS	NO YEAR	69		0594	10,199,867 00	-----	6,981 31	-----	10,192,885 69	
FUND EQUITIES:										
UNOBLIGATED BALANCE					-10,199,867 00	-----	-----	-10,199,867 00	-----	-----
UNDELIVERED ORDERS					-----	-----	-----	10,192,885 69	-----	-10,192,885 69
SUBTOTAL		69		0594	-0-	-----	6,981 31	-6,981 31	-----	-0-
US 54 INTERCHANGE PROJECT, FEDERAL HIGHWAY ADMINISTRATION										
FUND RESOURCES:										
UNDISBURSED FUNDS	NO YEAR	69		0595	9,264,880 00	-----	-----	-----	9,264,880 00	
FUND EQUITIES:										
UNOBLIGATED BALANCE					-8,464,880 00	-----	-----	-8,464,880 00	-----	-----
UNDELIVERED ORDERS					-800,000 00	-----	-----	8,464,880 00	-----	-9,264,880 00
SUBTOTAL		69		0595	-0-	-----	-----	-----	-----	-0-
BYPASS CONSTRUCTION PROJECT, FEDERAL HIGHWAY ADMINISTRATION										
FUND RESOURCES:										
UNDISBURSED FUNDS	NO YEAR	69		0596	7,032,171 39	-----	3,179,499 98	-----	3,852,671 41	
FUND EQUITIES:										
UNOBLIGATED BALANCE					-3,798,852 00	-----	-----	-1,982,023 00	-----	-1,816,829 00
ACCOUNTS PAYABLE					-1,678,708 60	-----	-----	-1,440,245 60	-----	-238,463 00
UNDELIVERED ORDERS					-1,554,610 79	-----	-----	242,768 62	-----	-1,797,379 41
SUBTOTAL		69		0596	-0-	-----	3,179,499 98	-3,179,499 98	-----	-0-

FOOTNOTES AT END OF CHAPTER

APPROPRIATION, OUTLAYS, AND BALANCES - Continued

Appropriation or Fund Account Title	Period of Availability	Account Symbol			Balances beginning of fiscal year	Appropriations and other obligational authority <sup>1</sup>	Transfers borrowings and investments (net) <sup>2</sup>	Outlays (net)	Balances withdrawn and other transactions <sup>3</sup>	Balances end or fiscal year <sup>4</sup>
		Dept. Reg	Account Tr Fm No.	Sub No.						
<b>FEDERAL HIGHWAY ADMINISTRATION-CONTINUED</b>										
<b>GENERAL FUND ACCOUNTS-CONTINUED</b>										
CORRIDOR D IMPROVEMENT PROJECT, FEDERAL HIGHWAY ADMINISTRATION FUND RESOURCES:										
UNDISBURSED FUNDS	NO YEAR	69	0597		\$8,560,464.54	-----	-----	\$294,352.12	-----	\$8,266,112.42
FUND EQUITIES:										
UNOBLIGATED BALANCE					-7,123,410.00	-----	-----	-----	-----	-7,123,410.00
ACCOUNTS PAYABLE					-107,955.41	-----	-----	-----	-\$85,879.41	-22,076.00
UNDELIVERED ORDERS					-1,329,099.13	-----	-----	-----	-208,472.71	-1,120,626.42
SUBTOTAL		69	0597		-0-	-----	-----	294,352.12	-294,352.12	-0-
HIGHWAY DEMONSTRATION PROJECTS, FEDERAL HIGHWAY ADMINISTRATION FUND RESOURCES:										
UNDISBURSED FUNDS	NO YEAR	69	0598		250,306,508.43	-----	-\$1,500,000.00	34,391,627.07	25,237,182.00	189,177,699.36
TRANSFER TO:										
DEPARTMENT OF TRANSPORTATION, FEDERAL TRANSIT ADMINISTRATION	NO YEAR	69	69 0598	11	-----	-----	1,500,000.00	23,400.00	-----	1,476,600.00
FUND EQUITIES:										
UNOBLIGATED BALANCE					-184,956,708.23	-----	-----	-----	-62,457,217.23	-122,499,491.00
ACCOUNTS PAYABLE					-4,226,003.33	-----	-----	-----	-1,646,631.33	-2,579,372.00
UNDELIVERED ORDERS					-61,123,796.87	-----	-----	-----	4,451,639.49	-65,575,436.36
SUBTOTAL		69	0598		-0-	-----	-----	34,415,027.07	-34,415,027.07	-0-
IOWA CONNECTOR PROJECT, FEDERAL HIGHWAY ADMINISTRATION FUND RESOURCES:										
UNDISBURSED FUNDS	NO YEAR	69	0599		1,318,311.40	-----	-----	1,082,829.18	-----	235,482.22
FUND EQUITIES:										
UNOBLIGATED BALANCE					-8,207.93	-----	-----	-----	73,004.07	-81,212.00
ACCOUNTS PAYABLE					-1,310,103.47	-----	-----	-----	-1,155,833.25	-154,270.22
UNDELIVERED ORDERS					-0-	-----	-----	-----	-1,082,829.18	-0-
SUBTOTAL		69	0599		-0-	-----	-----	1,082,829.18	-1,082,829.18	-0-
<b>TRUST FUND ACCOUNTS</b>										
INTERMODAL URBAN DEMONSTRATION PROJECT, FEDERAL HIGHWAY ADMINISTRATION FUND RESOURCES:										
UNDISBURSED FUNDS	NO YEAR	69	8001		153,096.50	-----	-----	-1,578,235.18	-----	1,731,331.68
FUND EQUITIES:										
UNOBLIGATED BALANCE					1,973,944.04	-----	-----	-----	-4,206,395.00	6,180,339.04
UNDELIVERED ORDERS					-2,127,040.54	-----	-----	-----	5,784,630.18	-7,911,670.72
SUBTOTAL		69	8001		-0-	-----	-----	-1,578,235.18	1,578,235.18	-0-
CARPOOL AND VANPOOL PROJECTS, FEDERAL HIGHWAY ADMINISTRATION FUND RESOURCES:										
UNDISBURSED FUNDS	NO YEAR	69	8002		141,347.28	-----	-----	38,630.75	-----	102,716.53
FUND EQUITIES:										
UNOBLIGATED BALANCE					-41,243.42	-----	-----	-----	-2,000.00	-39,243.42
ACCOUNTS PAYABLE					-20,000.00	-----	-----	-----	-20,000.00	-----
UNDELIVERED ORDERS					-80,103.86	-----	-----	-----	-16,630.75	-63,473.11
SUBTOTAL		69	8002		-0-	-----	-----	38,630.75	-38,630.75	-0-
BRIDGE CAPACITY IMPROVEMENT, FEDERAL HIGHWAY ADMINISTRATION FUND RESOURCES:										
UNDISBURSED FUNDS	NO YEAR	69	8057		91,019.83	-----	-----	23,933.41	-----	67,086.42
FUND EQUITIES:										
UNOBLIGATED BALANCE					-34,027.93	-----	-----	-----	-----	-34,027.93
ACCOUNTS PAYABLE					-1,639.14	-----	-----	-----	-----	-----
UNDELIVERED ORDERS					-55,352.76	-----	-----	-----	-1,639.14	-----
SUBTOTAL		69	8057		-0-	-----	-----	23,933.41	-22,294.27	-33,058.49
NUCLEAR WASTE TRANSPORTATION SAFETY DEMONSTRATION PROJECT, FEDERAL HIGHWAY ADMINISTRATION FUND RESOURCES:										
UNDISBURSED FUNDS	NO YEAR	69	8082		116,346.98	-----	-----	-----	-----	116,346.98
FUND EQUITIES:										
UNOBLIGATED BALANCE					-800.00	-----	-----	-----	-----	-800.00
UNDELIVERED ORDERS					-115,546.98	-----	-----	-----	-----	-115,546.98
SUBTOTAL		69	8082		-0-	-----	-----	-----	-----	-0-

**APPROPRIATION, OUTLAYS, AND BALANCES - Continued**

Appropriation or Fund Account Title	Period of Availability	Account Symbol			Balances beginning of fiscal year	Appropriations and other obligational authority <sup>1</sup>	Transfers borrowings and investments (net) <sup>2</sup>	Outlays (net)	Balances withdrawn and other transactions <sup>3</sup>	Balances end or fiscal year <sup>4</sup>
		Dep't	Account	Sub						
		Reg	Tr Fm	No.						
CORRIDOR SAFETY IMPROVEMENT DEMONSTRATION PROJECT, FEDERAL HIGHWAY ADMINISTRATION										
FUND RESOURCES:										
UNDISBURSED FUNDS	NO YEAR	69		8120	327,227.04	\$10,000,000.00	-----	7,720,116.07	-----	2,607,110.97
FUND EQUITIES:										
UNOBLIGATED BALANCE					34,175,300.00	-----	-----	1,379,271.00	-----	<sup>5</sup> 32,796,029.00
ACCOUNTS PAYABLE					-237,442.74	-----	-----	-237,442.74	-----	-----
UNDELIVERED ORDERS					-34,265,084.30	-----	-----	1,138,055.67	-----	-35,403,139.97
	SUBTOTAL	69		8120	-0-	10,000,000.00	-----	7,720,116.07	-----	-0-
HIGHWAY TRUST FUND										
FUND RESOURCES:										
UNDISBURSED FUNDS	NO YEAR	20		8102	1,538.85	<sup>6</sup> -4,310,519,306.96	4,310,444,000.00	-----	-----	<sup>6</sup> -73,768.11
TRANSFER TO:										
FEDERAL AID HIGHWAYS, LIQUIDATION OF CONTRACT AUTHORIZATION, TRUST FUND, FEDERAL HIGHWAY ADMINISTRATION										
	NO YEAR	69	20	8102	44,000.00	-----	-----	-----	-----	44,000.00
INVESTMENTS IN PUBLIC DEBT SECURITIES					22,004,375,000.00	-----	-4,310,444,000.00	-----	-----	17,693,931,000.00
FUND EQUITIES:										
UNOBLIGATED BALANCE					-22,004,376,538.85	-----	-----	-----	-4,310,519,306.96	<sup>7</sup> -17,693,857,231.89
UNDELIVERED ORDERS					-44,000.00	-----	-----	-----	-----	-44,000.00
	SUBTOTAL	20		8102	-0-	-4,310,519,306.96	-----	-----	-4,310,519,306.96	-0-
BALTIMORE-WASHINGTON PARKWAY TRUST FUND, FEDERAL HIGHWAY ADMINISTRATION										
FUND RESOURCES:										
UNDISBURSED FUNDS	NO YEAR	69		8014	1,048,670.60	16,414,891.00	-----	16,850,514.52	-----	613,047.08
ACCOUNTS RECEIVABLE					-----	-----	-----	-----	-69,997.06	69,997.06
FUND EQUITIES:										
UNOBLIGATED BALANCE					21,901,173.75	-----	-----	-----	16,101,173.75	<sup>5</sup> 5,800,000.00
ACCOUNTS PAYABLE					-507,119.88	-----	-----	-----	-507,119.88	-----
UNDELIVERED ORDERS					-22,442,724.47	-----	-----	-----	-15,959,680.33	-6,483,044.14
	SUBTOTAL	69		8014	-0-	16,414,891.00	-----	16,850,514.52	-435,623.52	-0-
PROJECT ACCELERATION DEMONSTRATION PROGRAM, FEDERAL HIGHWAY ADMINISTRATION										
FUND RESOURCES:										
UNDISBURSED FUNDS	NO YEAR	69		8026	466,364.82	-----	-----	-----	-----	466,364.82
FUND EQUITIES:										
UNDELIVERED ORDERS					-466,364.82	-----	-----	-----	-----	-466,364.82
	SUBTOTAL	69		8026	-0-	-----	-----	-----	-----	-0-
TRUST FUND SHARE OF OTHER HIGHWAY PROGRAMS, FEDERAL HIGHWAY ADMINISTRATION										
FUND RESOURCES:										
UNDISBURSED FUNDS	NO YEAR	69		8009	514,291.06	9,040,000.00	-----	6,697,920.85	-----	2,856,370.21
FUND EQUITIES:										
UNOBLIGATED BALANCE					14,864,155.54	-----	-----	-----	973,206.03	<sup>5</sup> 13,890,949.51
ACCOUNTS PAYABLE					-58,922.92	-----	-----	-----	-58,922.92	-----
UNDELIVERED ORDERS					-15,319,523.68	-----	-----	-----	1,427,796.04	-16,747,319.72
	SUBTOTAL	69		8009	-0-	9,040,000.00	-----	6,697,920.85	2,342,079.15	-0-
HIGHWAY SAFETY RESEARCH AND DEVELOPMENT, FEDERAL HIGHWAY ADMINISTRATION										
FUND RESOURCES:										
UNDISBURSED FUNDS	NO YEAR	69		8017	775,288.23	-----	-----	388,565.49	-----	388,722.74
FUND EQUITIES:										
UNOBLIGATED BALANCE					3,421,146.58	-----	-----	-----	-28,782.42	<sup>5</sup> 3,449,929.00
ACCOUNTS PAYABLE					-1,166,004.75	-----	-----	-----	-29,772.71	-1,136,232.04
UNDELIVERED ORDERS					-3,030,430.06	-----	-----	-----	-330,010.36	-2,700,419.70
	SUBTOTAL	69		8017	-0-	-----	-----	388,565.49	-388,565.49	-0-
HIGHWAY-RELATED SAFETY GRANTS, LIQUIDATION OF CONTRACT AUTHORIZATION, TRUST FUND, FEDERAL HIGHWAY ADMINISTRATION										
FUND RESOURCES:										
UNDISBURSED FUNDS	NO YEAR	69		8019	-----	13,600,000.00	-13,500,000.00	100,000.00	-----	-----
TRANSFER TO:										
DEPARTMENT OF TRANSPORTATION, NATIONAL HIGHWAY TRAFFIC SAFETY ADMINISTRATION										
UNFUNDED CONTRACT AUTHORITY	NO YEAR	69	69	8019	2,795,091.36	-----	13,500,000.00	9,681,618.20	-----	6,613,473.16
ACCOUNTS RECEIVABLE	NO YEAR	69		8019	21,384,757.02	<sup>8</sup> 10,000,000.00	-----	-----	-----	31,384,757.02
FUND EQUITIES:										
UNOBLIGATED BALANCE					-12,029,370.34	-----	-----	-----	13,600,000.40	-25,629,370.74
ACCOUNTS PAYABLE					-514,798.90	-----	-----	-----	26,353.13	-541,152.03
UNDELIVERED ORDERS					-11,954,234.14	-----	-----	-----	192,028.27	-12,146,262.41
	SUBTOTAL	69		8019	-0-	23,600,000.00	-----	9,781,618.20	13,818,381.80	-0-

FOOTNOTES AT END OF CHAPTER

APPROPRIATION, OUTLAYS, AND BALANCES - Continued

Appropriation or Fund Account		Account Symbol			Balances beginning of fiscal year	Appropriations and other obligational authority <sup>1</sup>	Transfers borrowings and investments (net) <sup>2</sup>	Outlays (net)	Balances withdrawn and other transactions <sup>1</sup>	Balances end or fiscal year <sup>4</sup>
Title	Period of Availability	Dept Reg	Tr Fm	Account No						
<b>FEDERAL HIGHWAY ADMINISTRATION-CONTINUED</b>										
<b>TRUST FUND ACCOUNTS-CONTINUED</b>										
MOTOR CARRIER SAFETY GRANTS, LIQUIDATION OF CONTRACT AUTHORIZATION, FEDERAL HIGHWAY ADMINISTRATION										
FUND RESOURCES:										
UNDISBURSED FUNDS	NO YEAR	69		8048		\$3,425,666.34	\$58,000,800.00		\$60,134,571.46	\$1,291,894.88
UNFUNDED CONTRACT AUTHORITY	NO YEAR	69		8048		43,316,000.00	12,000,000.00			55,316,000.00
ACCOUNTS RECEIVABLE										44,803.28
FUND EQUITIES:										
UNOBLIGATED BALANCE						-6,376,660.80			5,013,592.24	-11,390,253.04
ACCOUNTS PAYABLE						-309,751.56			-206,034.62	-103,716.94
UNDELIVERED ORDERS						-40,055,253.98			5,103,474.20	-45,158,728.18
	SUBTOTAL	69		8048		-0-	70,000,800.00		60,134,571.46	-0-
CONTRIBUTIONS FOR HIGHWAY RESEARCH PROGRAM, FEDERAL HIGHWAY ADMINISTRATION										
FUND RESOURCES:										
UNDISBURSED FUNDS	NO YEAR	69		8264		237,930.58	195,000.00		-139,097.52	572,028.10
UNFUNDED CONTRACT AUTHORITY	NO YEAR	69		8264		7,130.64				7,130.64
FUND EQUITIES:										
UNOBLIGATED BALANCE						-195,598.54			-50,813.40	-144,785.14
ACCOUNTS PAYABLE									200,000.00	-200,000.00
UNDELIVERED ORDERS						-49,462.68			184,910.92	-234,373.60
	SUBTOTAL	69		8264		-0-	195,000.00		-139,097.52	-0-
COOPERATIVE WORK, FOREST HIGHWAYS, FEDERAL HIGHWAY ADMINISTRATION										
FUND RESOURCES:										
UNDISBURSED FUNDS	NO YEAR	69		8265		724,248.69	1,010,120.00		153,519.28	1,580,849.41
UNFUNDED CONTRACT AUTHORITY	NO YEAR	69		8265		71,630.00				71,630.00
FUND EQUITIES:										
UNOBLIGATED BALANCE						-586,024.57			-1,871.68	-584,152.89
ACCOUNTS PAYABLE						-209,854.12			-160,272.11	-49,582.01
UNDELIVERED ORDERS									1,018,744.51	-1,018,744.51
	SUBTOTAL	69		8265		-0-	1,010,120.00		153,519.28	-0-
EQUIPMENT, SUPPLIES, ETC., FOR COOPERATING COUNTRIES, FEDERAL HIGHWAY ADMINISTRATION										
FUND RESOURCES:										
UNDISBURSED FUNDS	NO YEAR	69		8632		204,215.24				204,215.24
UNFUNDED CONTRACT AUTHORITY	NO YEAR	69		8632		571,016.74				571,016.74
FUND EQUITIES:										
ACCOUNTS PAYABLE						-3,916.76				-3,916.76
UNDELIVERED ORDERS						-771,315.22				-771,315.22
	SUBTOTAL	69		8632		-0-				-0-
TECHNICAL ASSISTANCE, UNITED STATES DOLLARS ADVANCED FROM FOREIGN GOVERNMENTS, FEDERAL HIGHWAY ADMINISTRATION										
FUND RESOURCES:										
UNDISBURSED FUNDS	NO YEAR	69		8502	5	197,990.93			14,352.11	183,638.82
UNFUNDED CONTRACT AUTHORITY	NO YEAR	69		8502		59,174.10				59,174.10
ACCOUNTS RECEIVABLE						59,909.72				59,909.53
FUND EQUITIES:										
UNOBLIGATED BALANCE						-280,402.19				-268,729.53
ACCOUNTS PAYABLE						-2,679.64			-11,672.66	-2,679.64
UNDELIVERED ORDERS						-33,992.92				-33,992.92
	SUBTOTAL	69		8502		-0-			14,352.11	-0-
ADVANCES FROM STATE COOPERATING AGENCIES, FOREIGN GOVERNMENTS, AND OTHER FEDERAL AGENCIES, FEDERAL HIGHWAY ADMINISTRATION										
FUND RESOURCES:										
UNDISBURSED FUNDS	NO YEAR	69		8054		31,264,740.20	-8,196,430.00		9,902,797.29	13,165,512.91
UNFUNDED CONTRACT AUTHORITY	NO YEAR	69		8054		245,000.00				245,000.00
ACCOUNTS RECEIVABLE										537,896.12
FUND EQUITIES:										
UNOBLIGATED BALANCE						-26,019,394.30			-23,114,996.95	-2,904,397.35
ACCOUNTS PAYABLE						-2,652,785.06			864,022.94	-3,516,808.00
UNDELIVERED ORDERS						-2,837,560.84			4,689,642.84	-7,527,203.68
	SUBTOTAL	69		8054		-0-	-8,196,430.00		9,902,797.29	-0-
UNIVERSITY TRANSPORTATION CENTERS, FEDERAL HIGHWAY ADMINISTRATION										
FUND RESOURCES:										
UNDISBURSED FUNDS	1992	69		8065		100,000.00	1,000,000.00		525,854.17	574,145.83
	1991					1,000,000.00	3,999,935.00			4,999,935.00
	1990					211,552.91				211,552.91

**APPROPRIATION, OUTLAYS, AND BALANCES - Continued**

Appropriation or Fund Account Title	Period of Availability	Account Symbol			Balances beginning of fiscal year	Appropriations and other obligational authority <sup>1</sup>	Transfers borrowings and investments (net) <sup>2</sup>	Outlays (net)	Balances withdrawn and other transactions <sup>3</sup>	Balances end of fiscal year <sup>4</sup>
		Dep't Reg	Tr Fm	Account No.						
FUND EQUITIES:										
UNOBLIGATED BALANCE					8,899,935.00	-----	-----	4,999,935.00	\$3,900,000.00	
ACCOUNTS PAYABLE					-----	-----	-----	50,000.00	-50,000.00	
UNDELIVERED ORDERS					-----	-----	-----	575,854.17	-9,635,633.74	
SUBTOTAL	69		8065		-10,211,487.91	4,999,935.00	525,854.17	4,474,080.83	-0-	
RIGHT-OF-WAY REVOLVING FUND, LIQUIDATION OF CONTRACT AUTHORIZATION, TRUST FUND, FEDERAL HIGHWAY ADMINISTRATION										
FUND RESOURCES:										
UNDISBURSED FUNDS	NO YEAR	69	8402		17,342,437.50	5,000,000.00	11,955,818.76	-----	10,386,618.74	
ACCOUNTS RECEIVABLE					-----	-----	-----	20,354.00	20,354.00	
FUND EQUITIES:										
UNOBLIGATED BALANCE					50,198,081.68	-----	-----	-----	\$62,501,251.61	
ACCOUNTS PAYABLE					-----	-----	-----	40,316.00	-----	
UNDELIVERED ORDERS					-----	-----	-----	5,408,021.17	-72,908,224.35	
SUBTOTAL	69		8402		-67,500,203.18	5,000,000.00	11,955,818.76	-6,955,818.76	-0-	
FEDERAL-AID HIGHWAYS, LIQUIDATION OF CONTRACT AUTHORIZATION, FEDERAL HIGHWAY ADMINISTRATION										
FUND RESOURCES:										
UNDISBURSED FUNDS	NO YEAR	69	8083		42,229,560.94	18,751,300,000.00	-371,806,477.96	18,244,174,122.79	93,089,838.31	
TRANSFER TO:										
AGRICULTURE, FOREST SERVICE	NO YEAR	12	69	8083	2,011,769.82	-----	9,000,000.00	5,964,221.56	5,047,548.26	
INTERIOR, NATIONAL PARK SERVICE	NO YEAR	14	69	8083	2,199,149.25	-----	15,000,000.00	11,870,258.63	5,328,890.62	
INTERIOR, BUREAU OF LAND MANAGEMENT	NO YEAR	14	69	8083	93,235.97	-----	542,969.43	374,159.03	262,046.37	
INTERIOR, BUREAU OF INDIAN AFFAIRS	NO YEAR	14	69	8083	12,113,832.45	-----	140,000,000.00	163,698,470.28	\$11,584,637.83	
DEPARTMENT OF TRANSPORTATION, NATIONAL HIGHWAY TRAFFIC SAFETY ADMINISTRATION	NO YEAR	69	69	8083	276,327.03	-----	14,000,000.00	13,247,957.48	1,028,369.55	
DEPARTMENT OF TRANSPORTATION, FEDERAL RAILROAD ADMINISTRATION	NO YEAR	69	69	8083	4,400,000.00	-----	5,000,000.00	7,986,633.00	1,413,367.00	
DEPARTMENT OF TRANSPORTATION, FEDERAL TRANSIT ADMINISTRATION	NO YEAR	69	69	8083	5,813,638.52	-----	185,000,000.00	187,934,327.00	2,879,311.52	
DEPARTMENT OF TRANSPORTATION, BUREAU OF TRANSPORTATION STATISTICS	NO YEAR	69	69	8083	-----	-----	3,500,000.00	3,278,523.60	221,476.40	
FUNDS HELD OUTSIDE THE TREASURY					318,600.00	-----	-236,491.47	-----	82,108.53	
UNFUNDED CONTRACT AUTHORITY	NO YEAR	69		8083	33,471,465,163.60	\$2,874,081,703.00	-----	11,995,612.00	36,333,551,254.60	
ACCOUNTS RECEIVABLE					48,202,595.76	-----	-----	30,319,875.94	17,882,719.82	
UNFILLED CUSTOMER ORDERS					19,676,556.00	-----	-----	11,612,252.46	31,288,808.46	
FUND EQUITIES:										
UNOBLIGATED BALANCE					-6,187,410,151.73	-----	-----	896,532,809.14	-7,083,942,960.87	
ACCOUNTS PAYABLE					-----	-----	-----	744,642,069.42	-796,862,437.15	
UNDELIVERED ORDERS					-----	-----	-----	1,314,974,915.59	-28,599,685,703.59	
SUBTOTAL	69		8083		-27,284,710,788.00	21,625,381,703.00	18,638,528,673.37	2,986,853,029.63	-0-	
HIGHWAY SAFETY AND ECONOMIC DEVELOPMENT PROJECTS, FEDERAL HIGHWAY ADMINISTRATION										
FUND RESOURCES:										
UNDISBURSED FUNDS	NO YEAR	69	8076		950,057.00	15,999,779.00	14,913,566.00	-----	2,036,270.00	
FUND EQUITIES:										
UNOBLIGATED BALANCE					30,409,796.00	-----	-----	9,209,796.00	\$21,200,000.00	
ACCOUNTS PAYABLE					-----	-----	-----	1,719,945.45	-----	
UNDELIVERED ORDERS					-----	-----	-----	6,403,637.55	-23,236,270.00	
SUBTOTAL	69		8076		-29,639,907.55	15,999,779.00	14,913,566.00	1,086,213.00	-0-	
HIGHWAY SAFETY IMPROVEMENT DEMONSTRATION PROJECTS, FEDERAL HIGHWAY ADMINISTRATION										
FUND RESOURCES:										
UNDISBURSED FUNDS	NO YEAR	69	8087		745,097.46	3,000,000.00	2,284,150.43	-----	1,460,947.03	
FUND EQUITIES:										
UNOBLIGATED BALANCE					4,810,141.81	-----	-----	3,075,224.27	\$1,734,917.54	
ACCOUNTS PAYABLE					-----	-----	-----	516,630.88	-----	
UNDELIVERED ORDERS					-----	-----	-----	1,842,743.82	-3,195,864.57	
SUBTOTAL	69		8087		-5,038,608.39	3,000,000.00	2,284,150.43	715,849.57	-0-	
VEHICULAR AND PEDESTRIAN SAFETY DEMONSTRATION PROJECT, FEDERAL HIGHWAY ADMINISTRATION										
FUND RESOURCES:										
UNDISBURSED FUNDS	NO YEAR	69	8049		389,678.63	2,000,000.00	1,272,385.81	-----	1,117,292.82	
FUND EQUITIES:										
UNOBLIGATED BALANCE					1,632,729.00	-----	-----	2,000,000.00	-367,271.00	
UNDELIVERED ORDERS					-----	-----	-----	1,272,385.81	-750,021.82	
SUBTOTAL	69		8049		-2,022,407.63	2,000,000.00	1,272,385.81	727,614.19	-0-	

FOOTNOTES AT END OF CHAPTER



APPROPRIATION, OUTLAYS, AND BALANCES - Continued

Appropriation or Fund Account		Account Symbol			Balances beginning of fiscal year	Appropriations and other obligational authority <sup>1</sup>	Transfers borrowings and investments (net) <sup>2</sup>	Outlays (net)	Balances withdrawn and other transactions <sup>3</sup>	Balances end or fiscal year <sup>4</sup>
Title	Period of Availability	Dept. Reg	Account No	Sub No						
<b>FEDERAL HIGHWAY ADMINISTRATION-CONTINUED</b>										
<b>TRUST FUND ACCOUNTS-CONTINUED</b>										
HIGHWAY-RAILROAD GRADE CROSSING SAFETY DEMONSTRATION PROJECT, FEDERAL HIGHWAY ADMINISTRATION FUND RESOURCES:										
UNDISBURSED FUNDS	NO YEAR	69	8081		\$561,778.00	\$4,500,000.00	-----	\$3,305,399.00	-----	\$1,756,379.00
FUND EQUITIES:										
UNOBLIGATED BALANCE					8,050,963.00	-----	-----	-----	\$270,000.00	\$7,780,963.00
ACCOUNTS PAYABLE					-311,054.10	-----	-----	-----	-311,054.10	-----
UNDELIVERED ORDERS					-8,301,686.90	-----	-----	-----	1,235,655.10	-9,537,342.00
SUBTOTAL		69	8081		-0-	4,500,000.00		3,305,399.00	1,194,601.00	-0-
AIRPORT ACCESS HIGHWAY DEMONSTRATION PROJECT, FEDERAL HIGHWAY ADMINISTRATION FUND RESOURCES:										
UNDISBURSED FUNDS	NO YEAR	69	8089		287,670.79	-----	-----	287,670.79	-----	-----
FUND EQUITIES:										
UNOBLIGATED BALANCE					-93,883.70	-----	-----	-----	-93,883.70	-----
UNDELIVERED ORDERS					-193,787.09	-----	-----	-----	-193,787.09	-----
SUBTOTAL		69	8089		-0-			287,670.79	-287,670.79	-0-
HIGHWAY DEMONSTRATION PROJECTS, FEDERAL HIGHWAY ADMINISTRATION FUND RESOURCES:										
UNDISBURSED FUNDS	NO YEAR	69	8363		4,628,000.00	-----	-----	-----	-----	4,628,000.00
FUND EQUITIES:										
UNDELIVERED ORDERS					-4,628,000.00	-----	-----	-----	-----	-4,628,000.00
SUBTOTAL		69	8363		-0-					-0-
HIGHWAY WIDENING AND IMPROVEMENT DEMONSTRATION PROJECT, FEDERAL HIGHWAY ADMINISTRATION FUND RESOURCES:										
UNDISBURSED FUNDS	NO YEAR	69	8373		-----	100,000.00	-----	-----	-----	100,000.00
FUND EQUITIES:										
UNOBLIGATED BALANCE					-----	-----	-----	-----	-1,244,000.00	\$1,244,000.00
UNDELIVERED ORDERS					-----	-----	-----	-----	1,344,000.00	-1,344,000.00
SUBTOTAL		69	8373		-0-	100,000.00			100,000.00	-0-
CLIMBING LANE AND HIGHWAY SAFETY DEMONSTRATION PROJECT, FEDERAL HIGHWAY ADMINISTRATION FUND RESOURCES:										
UNDISBURSED FUNDS	NO YEAR	69	8374		-----	100,000.00	-----	-----	-----	100,000.00
FUND EQUITIES:										
UNOBLIGATED BALANCE					-----	-----	-----	-----	100,000.00	-100,000.00
SUBTOTAL		69	8374		-0-	100,000.00			100,000.00	-0-
ALABAMA HIGHWAY BYPASS DEMONSTRATION PROJECT, FEDERAL HIGHWAY ADMINISTRATION FUND RESOURCES:										
UNDISBURSED FUNDS	NO YEAR	69	8375		-----	100,000.00	-----	-----	-----	100,000.00
FUND EQUITIES:										
UNOBLIGATED BALANCE					-----	-----	-----	-----	-3,100,000.00	\$3,100,000.00
UNDELIVERED ORDERS					-----	-----	-----	-----	3,200,000.00	-3,200,000.00
SUBTOTAL		69	8375		-0-	100,000.00			100,000.00	-0-
KENTUCKY BRIDGE DEMONSTRATION PROJECT, FEDERAL HIGHWAY ADMINISTRATION FUND RESOURCES:										
UNDISBURSED FUNDS	NO YEAR	69	8376		84,762.56	5,000,000.00	-----	4,064,153.08	-----	1,020,609.48
FUND EQUITIES:										
UNOBLIGATED BALANCE					1,066,400.00	-----	-----	-----	-233,600.00	\$1,300,000.00
ACCOUNTS PAYABLE					-1,142.81	-----	-----	-----	-1,142.81	-----
UNDELIVERED ORDERS					-1,150,019.75	-----	-----	-----	1,170,589.73	-2,320,609.48
SUBTOTAL		69	8376		-0-	5,000,000.00		4,064,153.08	935,846.92	-0-
VIRGINIA HOV SAFETY DEMONSTRATION PROJECT, FEDERAL HIGHWAY ADMINISTRATION FUND RESOURCES:										
UNDISBURSED FUNDS	NO YEAR	69	8377		100,000.00	-----	-----	-----	-----	100,000.00
FUND EQUITIES:										
UNOBLIGATED BALANCE					-100,000.00	-----	-----	-----	-----	-100,000.00
SUBTOTAL		69	8377		-0-					-0-

**APPROPRIATION, OUTLAYS, AND BALANCES - Continued**

Appropriation or Fund Account Title	Period of Availability	Account Symbol		Balances beginning of fiscal year	Appropriations and other obligatory authority <sup>1</sup>	Transfers borrowings and investments (net) <sup>2</sup>	Outlays (net)	Balances withdrawn and other transactions <sup>3</sup>	Balances end or fiscal year <sup>4</sup>
		Dept Reg	Tr Fm						
<b>URBAN HIGHWAY CORRIDOR AND BICYCLE TRANSPORTATION DEMONSTRATION PROJECTS, FEDERAL HIGHWAY ADMINISTRATION</b>									
FUND RESOURCES:									
UNDISBURSED FUNDS	NO YEAR	69	8378	342,000.00	-----	-----	7,590.22	-----	334,409.78
FUND EQUITIES:									
UNOBLIGATED BALANCE				42,800.00	-----	-----	-----	-333,584.00	376,384.00
ACCOUNTS PAYABLE				-71,850.00	-----	-----	-----	-71,850.00	-----
UNDELIVERED ORDERS				-312,950.00	-----	-----	-----	397,843.78	-710,793.78
SUBTOTAL	69	8378		-0-			7,590.22	-7,590.22	-0-
<b>PENNSYLVANIA RECONSTRUCTION DEMONSTRATION PROJECT, FEDERAL HIGHWAY ADMINISTRATION</b>									
FUND RESOURCES:									
UNDISBURSED FUNDS	NO YEAR	69	8380	-----	100,000.00	-----	-----	-----	100,000.00
FUND EQUITIES:									
UNOBLIGATED BALANCE				-----	-----	-----	-----	-3,100,000.00	3,100,000.00
UNDELIVERED ORDERS				-----	-----	-----	-----	3,200,000.00	-3,200,000.00
SUBTOTAL	69	8380		-0-	100,000.00			100,000.00	-0-
<b>HIGHWAY PROJECTS, FEDERAL HIGHWAY ADMINISTRATION</b>									
FUND RESOURCES:									
UNDISBURSED FUNDS	NO YEAR	69	8382	2,026,500.21	28,000,000.00	-----	28,620,811.14	-----	1,405,689.07
FUND EQUITIES:									
UNOBLIGATED BALANCE				41,732,511.00	-----	-----	-----	-25,943,157.00	567,675,668.00
ACCOUNTS PAYABLE				-598,012.48	-----	-----	-----	-598,012.48	-----
UNDELIVERED ORDERS				-43,160,998.73	-----	-----	-----	25,920,358.34	-69,081,357.07
SUBTOTAL	69	8382		-0-	28,000,000.00		28,620,811.14	-620,811.14	-0-
<b>METROPOLITAN PLANNING TRUST FUND, FEDERAL HIGHWAY ADMINISTRATION</b>									
FUND RESOURCES:									
UNDISBURSED FUNDS	NO YEAR	69	8390	-----	1,000,000.00	-----	955,477.24	-----	44,522.76
FUND EQUITIES:									
UNOBLIGATED BALANCE				-----	-----	-----	-----	-1,683,000.00	1,683,000.00
ACCOUNTS PAYABLE				-----	-----	-----	-----	22,869.00	-22,869.00
UNDELIVERED ORDERS				-----	-----	-----	-----	1,704,653.76	-1,704,653.76
SUBTOTAL	69	8390		-0-	1,000,000.00		955,477.24	44,522.76	-0-
TOTAL, FEDERAL HIGHWAY ADMINISTRATION				-----	17,652,328,531.04	-----	19,051,777,984.85	-1,399,449,453.81	-----
<b>NATIONAL HIGHWAY TRAFFIC SAFETY ADMINISTRATION</b>									
<b>GENERAL FUND ACCOUNTS</b>									
<b>OPERATIONS AND RESEARCH, NATIONAL HIGHWAY TRAFFIC SAFETY ADMINISTRATION</b>									
FUND RESOURCES:									
UNDISBURSED FUNDS	1994-96	69	0650	-----	75,909,000.00	-----	40,155,347.39	-----	35,753,652.61
	1993-95			33,117,489.46	-----	-----	15,026,401.61	-----	18,091,087.85
	1994			-----	-----	-1,500.00	428,526.42	-----	430,026.42
	1992-94			22,368,441.79	-----	-----	13,486,948.91	-----	8,881,492.88
	1993			325,791.02	-----	1,500.00	314,174.01	-----	13,117.01
	1992			376,825.40	-----	-----	337,845.53	-----	38,979.87
	1991			533,640.07	-----	-----	53,183.66	-----	480,456.41
	1990			2,595,803.14	-----	-----	535.46	-----	2,595,267.68
	1989			1,190,397.12	-----	-----	15,042.04	1,175,355.08	-----
	NO YEAR			6,516,810.00	-----	-----	2,216,157.82	-----	4,300,652.18
FUNDS HELD OUTSIDE THE TREASURY				-----	-----	1,500.00	-----	-----	1,500.00
	1993			-----	-----	-1,500.00	-----	-----	1,500.00
	1991			750.00	-----	-----	-----	-----	750.00
	1990			750.00	-----	-----	-----	-----	750.00
	1985			750.00	-----	-----	-----	-----	750.00
ACCOUNTS RECEIVABLE				84,045,325.30	-----	-----	-----	38,422.95	84,006,902.35
FUND EQUITIES:									
UNOBLIGATED BALANCE				-16,157,859.28	-----	-----	-----	-81,958.11	-16,075,901.17
ACCOUNTS PAYABLE				-17,171,015.04	-----	-----	-----	-12,722,956.85	-4,448,058.19
UNDELIVERED ORDERS				-117,743,898.98	-----	-----	-----	15,465,974.08	-133,209,873.06
SUBTOTAL	69	0650		-0-	75,909,000.00		72,034,162.85	3,874,837.15	-0-

FOOTNOTES AT END OF CHAPTER

APPROPRIATION, OUTLAYS, AND BALANCES - Continued

Appropriation or Fund Account		Account Symbol			Balances beginning of fiscal year	Appropriations and other obligational authority <sup>1</sup>	Transfers borrowings and investments (net) <sup>2</sup>	Outlays (net)	Balances withdrawn and other transactions <sup>3</sup>	Balances end or fiscal year <sup>4</sup>
Title	Period of Availability	Dep't Reg	Tr. Fr. No.	Account No.						
<b>NATIONAL HIGHWAY TRAFFIC SAFETY ADMINISTRATION-CONTINUED</b>										
<b>GENERAL FUND ACCOUNTS-CONTINUED</b>										
STATE AND COMMUNITY HIGHWAY SAFETY, LIQUIDATION OF CONTRACT AUTHORIZATION, NATIONAL HIGHWAY TRAFFIC SAFETY ADMINISTRATION										
FUND RESOURCES:										
UNDISBURSED FUNDS	NO YEAR	69		0651		-----	-----	-----	-----	\$31,243.33
TRANSFER TO:										
DEPARTMENT OF TRANSPORTATION, FEDERAL HIGHWAY ADMINISTRATION										
ACCOUNTS RECEIVABLE	NO YEAR	69	69	0651	5	\$195,463.02	-----	51,211.61	-----	144,251.41
FUND EQUITIES:						278.20	-----	-----	-\$25,000.00	25,278.20
UNOBLIGATED BALANCE						-6,453.57	-----	-----	525.39	-6,978.96
ACCOUNTS PAYABLE						-23,031.50	-----	-----	8,211.83	-31,243.33
UNDELIVERED ORDERS						-166,256.15	-----	-----	-3,705.50	-162,550.65
	SUBTOTAL	69		0651		-0-	-----	19,968.28	-19,968.28	-0-
<b>TRUST FUND ACCOUNTS</b>										
TRUST FUND SHARE OF OPERATIONS AND RESEARCH, NATIONAL HIGHWAY TRAFFIC SAFETY ADMINISTRATION										
FUND RESOURCES:										
UNDISBURSED FUNDS	1994-96	69		8016		-----	\$18,000,000.00	18,000,000.00	-----	-----
	1993-95					-----	21,000,000.00	21,000,000.00	-----	-----
	NO YEAR					-----	2,000,000.00	2,000,000.00	-----	-----
	SUBTOTAL	69		8016		-0-	41,000,000.00	41,000,000.00	-----	-0-
HIGHWAY TRAFFIC SAFETY GRANTS, LIQUIDATION OF CONTRACT AUTHORIZATION, TRUST FUND, NATIONAL HIGHWAY TRAFFIC SAFETY ADMINISTRATION										
FUND RESOURCES:										
UNDISBURSED FUNDS	NO YEAR	69		8020		23,065,262.99	136,000,000.00	-----	-----	11,611,495.23
TRANSFER TO:										
DEPARTMENT OF TRANSPORTATION, FEDERAL HIGHWAY ADMINISTRATION										
UNFUNDED CONTRACT AUTHORITY	NO YEAR	69	69	8020	5	100,461.69	-----	-----	-----	100,461.69
ACCOUNTS RECEIVABLE	NO YEAR	69		8020		296,584,433.32	\$57,450,000.00	-----	218,166,765.02	135,867,668.30
FUND EQUITIES:						21,843,270.96	-----	-----	-17,433,145.17	39,276,416.13
UNOBLIGATED BALANCE						-198,674,568.00	-----	-----	-197,824,568.00	-850,000.00
ACCOUNTS PAYABLE						-3,452,680.95	-----	-----	-848,001.05	-2,604,679.90
UNDELIVERED ORDERS						-139,466,180.01	-----	-----	43,935,181.44	-183,401,361.45
	SUBTOTAL	69		8020		-0-	193,450,000.00	147,453,767.76	45,996,232.24	-0-
TOTAL, NATIONAL HIGHWAY TRAFFIC SAFETY ADMINISTRATION						-----	310,359,000.00	260,507,898.89	49,851,101.11	-----
<b>FEDERAL RAILROAD ADMINISTRATION</b>										
<b>GENERAL FUND ACCOUNTS</b>										
OFFICE OF THE ADMINISTRATOR, FEDERAL RAILROAD ADMINISTRATION										
FUND RESOURCES:										
UNDISBURSED FUNDS	1994	69		0700		-----	9,576,000.00	8,221,837.92	-----	1,354,162.08
	1993					1,981,302.02	-----	1,487,379.55	-----	493,922.47
	1992					317,669.10	-----	32,887.36	-----	284,781.74
	1991					747,913.10	-----	4,324.90	-----	743,588.20
	1990					407,735.06	-----	3,058.57	-----	404,676.49
	1989					388,454.57	-----	6,481.38	-----	-----
	NO YEAR					7,397,757.17	2,435,000.00	5,065,426.91	381,973.19	-----
ACCOUNTS RECEIVABLE						164,970.43	-----	-----	53,656.00	4,767,330.26
UNFILED CUSTOMER ORDERS						20,511.35	-----	-----	13,439.36	111,314.43
FUND EQUITIES:						-----	-----	-----	-----	7,071.99
UNOBLIGATED BALANCE						-5,495,398.08	-----	-----	-----	-----
ACCOUNTS PAYABLE						-983,051.89	-----	-----	-1,713,136.88	-3,782,261.20
UNDELIVERED ORDERS						-4,947,862.83	-----	-----	171,323.66	-1,154,375.55
	SUBTOTAL	69		0700		-0-	12,011,000.00	14,821,396.59	-1,717,651.92	-3,230,210.91
								-2,810,396.59		-0-

**APPROPRIATION, OUTLAYS, AND BALANCES - Continued**

Appropriation or Fund Account Title	Period of Availability	Account Symbol		Balances beginning of fiscal year	Appropriations and other obligational authority <sup>1</sup>	Transfers borrowings and investments (net) <sup>2</sup>	Outlays (net)	Balances withdrawn and other transactions <sup>3</sup>	Balances end or fiscal year <sup>4</sup>
		Dept. Reg	Tr. Fm						
<b>RAILROAD SAFETY, FEDERAL RAILROAD ADMINISTRATION</b>									
<b>FUND RESOURCES:</b>									
UNDISBURSED FUNDS	1994	69	0702	---	41,709,000.00	---	36,394,205.90	---	5,314,794.10
	1993			4,450,745.41	---	---	3,588,880.24	---	861,865.17
	1992			1,291,958.87	---	---	68,307.71	---	1,223,651.16
	1991			1,136,204.73	---	---	116,810.37	---	1,019,394.36
	1990			237,203.77	---	---	2,742.42	---	234,461.35
	1989			592,167.13	---	---	---	592,167.13	---
	NO YEAR			1,130,626.49	2,711,000.00	---	2,394,216.40	---	1,447,410.09
ACCOUNTS RECEIVABLE				4,985.69	---	---	---	4,985.69	---
UNFILLED CUSTOMER ORDERS				59,923.05	---	---	---	-123,317.30	183,240.35
<b>FUND EQUITIES:</b>									
UNOBLIGATED BALANCE				-2,373,134.84	---	---	---	698,789.15	-3,071,923.99
ACCOUNTS PAYABLE				-1,136,367.39	---	---	---	384,202.37	-1,520,569.76
UNDELIVERED ORDERS				-5,394,312.91	---	---	---	298,009.92	-5,692,322.83
SUBTOTAL	69	0702		-0-	44,420,000.00	---	42,565,163.04	1,854,836.96	-0-
<b>LOCAL RAIL FREIGHT ASSISTANCE, FEDERAL RAILROAD ADMINISTRATION</b>									
<b>FUND RESOURCES:</b>									
UNDISBURSED FUNDS	1993-94	69	0714	21,000,000.00	---	---	13,188,782.52	---	7,811,217.48
	NO YEAR			21,359,334.05	17,000,000.00	---	10,114,762.99	---	28,244,571.06
<b>FUND EQUITIES:</b>									
UNOBLIGATED BALANCE				-18,506,913.12	---	---	---	-17,037,172.38	-1,469,740.74
ACCOUNTS PAYABLE				---	---	---	---	654.54	-654.54
UNDELIVERED ORDERS				-23,852,420.93	---	---	---	10,732,972.33	-34,585,393.26
SUBTOTAL	69	0714		-0-	17,000,000.00	---	23,303,545.51	-6,303,545.51	-0-
<b>PENNSYLVANIA STATION REDEVELOPMENT PROJECT, FEDERAL RAILROAD ADMINISTRATION</b>									
<b>FUND RESOURCES:</b>									
UNDISBURSED FUNDS	NO YEAR	69	0723	---	10,000,000.00	---	1,255,853.00	---	8,744,147.00
<b>FUND EQUITIES:</b>									
UNOBLIGATED BALANCE				---	---	---	---	301,417.00	-301,417.00
ACCOUNTS PAYABLE				---	---	---	---	17,379.00	-17,379.00
UNDELIVERED ORDERS				---	---	---	---	8,425,351.00	-8,425,351.00
SUBTOTAL	69	0723		-0-	10,000,000.00	---	1,255,853.00	8,744,147.00	-0-
<b>RAILROAD RESEARCH AND DEVELOPMENT, FEDERAL RAILROAD ADMINISTRATION</b>									
<b>FUND RESOURCES:</b>									
UNDISBURSED FUNDS	NO YEAR	69	0745	29,303,242.18	20,613,000.00	---	19,616,167.63	---	30,300,074.55
ACCOUNTS RECEIVABLE				297,739.00	---	---	---	-292,717.63	590,456.63
UNFILLED CUSTOMER ORDERS				2,112,070.28	---	---	---	692,202.53	1,419,867.75
<b>FUND EQUITIES:</b>									
UNOBLIGATED BALANCE				-6,799,739.32	---	---	---	396,245.10	-7,195,984.42
ACCOUNTS PAYABLE				-1,557,530.24	---	---	---	365,530.61	-1,923,060.85
UNDELIVERED ORDERS				-23,355,781.90	---	---	---	-164,428.24	-23,191,353.66
SUBTOTAL	69	0745		-0-	20,613,000.00	---	19,616,167.63	996,832.37	-0-
<b>CONRAIL COMMUTER TRANSITION ASSISTANCE, FEDERAL RAILROAD ADMINISTRATION</b>									
<b>FUND RESOURCES:</b>									
UNDISBURSED FUNDS	NO YEAR	69	0747	21,862,679.56	---	---	773,452.00	---	21,089,227.56
<b>FUND EQUITIES:</b>									
UNOBLIGATED BALANCE				-7,000,111.56	---	---	---	-7,000,000.00	-111.56
UNDELIVERED ORDERS				-14,862,568.00	---	---	---	6,228,548.00	-21,089,116.00
SUBTOTAL	69	0747		-0-	---	---	773,452.00	-773,452.00	-0-
<b>RAILROAD REHABILITATION AND IMPROVEMENT PROGRAM ACCOUNT, FEDERAL RAILROAD ADMINISTRATION</b>									
<b>FUND RESOURCES:</b>									
UNDISBURSED FUNDS	1994	69	0750	---	250,000.00	---	---	---	250,000.00
	1993			411,578.00	---	---	16,807.75	---	394,770.25
<b>FUND EQUITIES:</b>									
UNOBLIGATED BALANCE				-345,123.00	---	---	---	12	-345,123.12
ACCOUNTS PAYABLE				---	---	---	---	49,647.13	-49,647.13
UNDELIVERED ORDERS				-66,455.00	---	---	---	183,545.00	-250,000.00
SUBTOTAL	69	0750		-0-	250,000.00	---	16,807.75	233,192.25	-0-
<b>RAILROAD RESEARCH, FEDERAL RAILROAD ADMINISTRATION</b>									
<b>FUND RESOURCES:</b>									
UNDISBURSED FUNDS	NO YEAR	69	0703	8,733.41	---	---	---	---	8,733.41
<b>FUND EQUITIES:</b>									
UNOBLIGATED BALANCE				---	---	---	---	8,733.41	-8,733.41
UNDELIVERED ORDERS				-8,733.41	---	---	---	-8,733.41	---
SUBTOTAL	69	0703		-0-	---	---	---	---	-0-

FOOTNOTES AT END OF CHAPTER

APPROPRIATION, OUTLAYS, AND BALANCES - Continued

Appropriation or Fund Account		Account Symbol			Balances beginning of fiscal year	Appropriations and other obligational authority <sup>1</sup>	Transfers borrowings and investments (net) <sup>2</sup>	Outlays (net)	Balances withdrawn and other transactions <sup>3</sup>	Balances end or fiscal year <sup>4</sup>
Title	Period of Availability	Dept. Reg	Tr. Fm	Account No						
<b>FEDERAL RAILROAD ADMINISTRATION-CONTINUED</b>										
<b>GENERAL FUND ACCOUNTS-CONTINUED</b>										
RAIL LABOR ASSISTANCE, FEDERAL RAILROAD ADMINISTRATION FUND RESOURCES:										
UNDISBURSED FUNDS	NO YEAR	69		0707		\$477,356.46	-----	-\$9,239.15	-----	\$486,595.61
FUND EQUITIES:										
UNOBLIGATED BALANCE						-477,356.46	-----		\$9,239.15	-486,595.61
	SUBTOTAL	69		0707		-0-	-----	-9,239.15	9,239.15	-0-
RAIL SERVICE ASSISTANCE, FEDERAL RAILROAD ADMINISTRATION FUND RESOURCES:										
UNDISBURSED FUNDS	NO YEAR	69		0122		17,713,828.86	-----	3,948,896.71	-----	13,764,932.15
FUND EQUITIES:										
UNOBLIGATED BALANCE						-9,503,650.51	-----		-519,157.08	-8,984,493.43
ACCOUNTS PAYABLE						-60,196.33	-----		187,964.74	-248,161.07
UNDELIVERED ORDERS						-8,149,982.02	-----		-3,617,704.37	-4,532,277.65
	SUBTOTAL	69		0122		-0-	-----	3,948,896.71	-3,948,896.71	-0-
NORTHEAST CORRIDOR IMPROVEMENT PROGRAM, FEDERAL RAILROAD ADMINISTRATION FUND RESOURCES:										
UNDISBURSED FUNDS	NO YEAR	69		0123		345,465,939.73	\$225,000,000.00	116,935,264.15	-----	453,530,675.58
TRANSFER TO:										
DEPARTMENT OF TRANSPORTATION, FEDERAL HIGHWAY ADMINISTRATION	NO YEAR	69	69	0123	5	9,753,059.96	-----	31,837.48	-----	9,721,222.48
UNFILLED CUSTOMER ORDERS						185,124.91	-----		-259,205.80	444,330.71
FUND EQUITIES:										
UNOBLIGATED BALANCE						-16,751,310.06	-----		-2,953,535.14	-13,797,774.92
ACCOUNTS PAYABLE						-2,381,600.00	-----		1,733,400.00	-4,115,000.00
UNDELIVERED ORDERS						-336,271,214.54	-----		109,512,239.31	-445,783,453.85
	SUBTOTAL	69		0123		-0-	225,000,000.00	116,967,101.63	108,032,898.37	-0-
MANDATORY PASSENGER RAIL SERVICE PAYMENTS, FEDERAL RAILROAD ADMINISTRATION FUND RESOURCES:										
UNDISBURSED FUNDS	NO YEAR	69		0717		-----	137,000,000.00	137,000,000.00	-----	-----
GRANTS TO THE NATIONAL RAILROAD PASSENGER CORPORATION, FEDERAL RAILROAD ADMINISTRATION FUND RESOURCES:										
UNDISBURSED FUNDS	NO YEAR	69		0704		112,554,678.00	546,700,000.00	491,158,000.00	-----	168,096,678.00
FUND EQUITIES:										
UNOBLIGATED BALANCE						-110,959,649.00	-----		55,542,000.00	-166,501,649.00
UNDELIVERED ORDERS						-1,595,029.00	-----		-----	-1,595,029.00
	SUBTOTAL	69		0704		-0-	546,700,000.00	491,158,000.00	55,542,000.00	-0-
AMTRAK CORRIDOR IMPROVEMENT LOANS, DIRECT LOAN PROGRAM ACCOUNT, FEDERAL RAILROAD ADMINISTRATION FUND RESOURCES:										
UNDISBURSED FUNDS	1993	69		0725		844,200.00	-----	-----	-----	844,200.00
	1992					2,655,800.00	-----	-517,588.90	-----	3,173,388.90
FUND EQUITIES:										
UNOBLIGATED BALANCE						-3,017,600.00	-----		517,588.90	-3,535,188.90
UNDELIVERED ORDERS						-482,400.00	-----		-----	-482,400.00
	SUBTOTAL	69		0725		-0-	-----	-517,588.90	517,588.90	-0-
<b>PUBLIC ENTERPRISE FUNDS</b>										
FINANCING FUNDS, RAILROAD REHABILITATION AND IMPROVEMENT, LIQUIDATING ACCOUNT, FEDERAL RAILROAD ADMINISTRATION FUND RESOURCES:										
UNDISBURSED FUNDS	NO YEAR	69		4411		144,301.95	-14,948,160.71	-\$2,295,000.00	-17,629,007.51	530,148.75
AUTHORITY TO BORROW FROM THE TREASURY						5,468,974.00	-----	-----	-----	5,468,974.00
INVESTMENTS IN PUBLIC DEBT SECURITIES						2,595,000.88	-----	155,000.00	-----	2,750,000.88
FUND EQUITIES:										
UNOBLIGATED BALANCE						-2,599,267.05	-----		540,846.80	-3,140,113.85
ACCOUNTS PAYABLE						-40,035.78	-----		-----	-40,035.78
UNDELIVERED ORDERS						-5,568,974.00	-----		-----	-5,568,974.00
	SUBTOTAL	69		4411		-0-	-14,948,160.71	-2,140,000.00	-17,629,007.51	-0-
									540,846.80	-0-

**APPROPRIATION, OUTLAYS, AND BALANCES - Continued**

Appropriation or Fund Account		Account Symbol			Balances beginning of fiscal year	Appropriations and other obligational authority <sup>1</sup>	Transfers borrowings and investments (net) <sup>2</sup>	Outlays (net)	Balances withdrawn and other transactions <sup>3</sup>	Balances end or fiscal year <sup>4</sup>
Title	Period of Availability	Dept. Reg	Account No.	Sub No.						
<b>TRUST FUND ACCOUNTS</b>										
HIGH-SPEED GROUND TRANSPORTATION, LIQUIDATION OF CONTRACT AUTHORIZATION, FEDERAL RAILROAD ADMINISTRATION FUND RESOURCES:										
UNDISBURSED FUNDS	NO YEAR	69	8552		-----	3,500,000.00	-----	156,375.48	-----	3,343,624.52
UNFILLED CUSTOMER ORDERS					-----	-----	-----	-4,452,000.00	-----	4,452,000.00
FUND EQUITIES:										
UNDELIVERED ORDERS					-----	-----	-----	7,795,624.52	-----	-7,795,624.52
SUBTOTAL	SUBTOTAL	69	8552		-0-	3,500,000.00	-----	156,375.48	3,343,624.52	-0-
TOTAL, FEDERAL RAILROAD ADMINISTRATION					-----	1,001,545,839.29	-2,140,000.00	833,426,923.78	165,978,915.51	-----
<b>FEDERAL TRANSIT ADMINISTRATION</b>										
<b>GENERAL FUND ACCOUNTS</b>										
URBAN MASS TRANSPORTATION FUND, FEDERAL TRANSIT ADMINISTRATION FUND RESOURCES:										
UNDISBURSED FUNDS	NO YEAR	69	1119		82,371,596.45	-205,910.47	-----	2,778,690.66	590,056.13	78,796,939.19
TRANSFER TO:										
DEPARTMENT OF TRANSPORTATION, FEDERAL HIGHWAY ADMINISTRATION	NO YEAR	69	69	1119	1,583,365.36	-----	-----	70,353.54	-----	1,513,011.82
ACCOUNTS RECEIVABLE					1,080,848.00	-----	-----	-----	-----	1,080,848.00
FUND EQUITIES:										
UNOBLIGATED BALANCE					-1,721,822.38	-----	-----	-----	892,334.37	-2,614,156.75
ACCOUNTS PAYABLE					-1,080,848.00	-----	-----	-----	-----	-1,080,848.00
UNDELIVERED ORDERS					-82,233,139.43	-----	-----	-----	-4,537,345.17	-77,695,794.26
SUBTOTAL	SUBTOTAL	69	1119		-0-	-205,910.47	-----	2,849,044.20	-3,054,954.67	-0-
ADMINISTRATIVE EXPENSES, FEDERAL TRANSIT ADMINISTRATION FUND RESOURCES:										
UNDISBURSED FUNDS	1994	69	1120		-----	21,295,000.00	-----	19,059,563.44	-----	2,235,436.56
	1993				-1,188,627.22	-----	-----	-1,201,907.21	-----	13,279.99
	1992				-180,339.48	-----	-----	-625,151.97	-----	444,812.49
	1991				27,578.96	-----	-----	-284,652.81	-----	312,231.77
	1990				137,957.63	-----	-----	-27,135.52	-----	165,093.15
	1989				340,443.74	-----	-----	80,402.38	260,041.36	-----
ACCOUNTS RECEIVABLE					6,782,211.82	-----	-----	-----	4,189,250.60	2,592,961.22
UNFILLED CUSTOMER ORDERS					1,476.00	-----	-----	-----	-2,315.36	3,791.36
FUND EQUITIES:										
UNOBLIGATED BALANCE					-1,013,570.30	-----	-----	-----	-679,997.13	-333,573.17
ACCOUNTS PAYABLE					-2,953,773.98	-----	-----	-----	634,676.40	-3,588,450.38
UNDELIVERED ORDERS					-1,953,357.17	-----	-----	-----	-107,774.18	-1,845,582.99
SUBTOTAL	SUBTOTAL	69	1120		-0-	21,295,000.00	-----	17,001,118.31	4,293,861.69	-0-
RESEARCH, TRAINING, AND HUMAN RESOURCES, FEDERAL TRANSIT ADMINISTRATION FUND RESOURCES:										
UNDISBURSED FUNDS	NO YEAR	69	1121		31,283,228.94	-----	-----	7,892,725.30	-----	23,390,503.64
ACCOUNTS RECEIVABLE					3,532,441.76	-----	-----	-----	2,195,831.64	1,336,610.12
UNFILLED CUSTOMER ORDERS					1,220,977.47	-----	-----	-----	805,110.00	415,867.47
FUND EQUITIES:										
UNOBLIGATED BALANCE					-1,578,345.55	-----	-----	-----	-1,157,583.55	-420,762.00
ACCOUNTS PAYABLE					-1,464,119.52	-----	-----	-----	-978,719.17	-485,400.35
UNDELIVERED ORDERS					-32,994,183.10	-----	-----	-----	-8,757,364.22	-24,236,818.88
SUBTOTAL	SUBTOTAL	69	1121		-0-	-----	-----	7,892,725.30	-7,892,725.30	-0-
URBAN DISCRETIONARY GRANTS, FEDERAL TRANSIT ADMINISTRATION FUND RESOURCES:										
UNDISBURSED FUNDS	NO YEAR	69	1122		50,345,888.76	-----	-----	10,864,701.97	499,328.50	38,981,858.29
ACCOUNTS RECEIVABLE					16,348,037.00	-----	-----	-----	-----	16,348,037.00
FUND EQUITIES:										
UNOBLIGATED BALANCE					-2.00	-----	-----	-----	-----	-2.00
ACCOUNTS PAYABLE					-16,348,037.00	-----	-----	-----	611,254.00	-16,959,291.00
UNDELIVERED ORDERS					-50,345,886.76	-----	-----	-----	-11,975,284.47	-38,370,602.29
SUBTOTAL	SUBTOTAL	69	1122		-0-	-----	-----	10,864,701.97	-10,864,701.97	-0-

FOOTNOTES AT END OF CHAPTER

APPROPRIATION, OUTLAYS, AND BALANCES - Continued

Appropriation or Fund Account		Account Symbol			Balances beginning of fiscal year	Appropriations and other obligational authority <sup>1</sup>	Transfers borrowings and investments (net) <sup>2</sup>	Outlays (net)	Balances withdrawn and other transactions <sup>3</sup>	Balances end or fiscal year <sup>4</sup>
Title	Period of Availability	Dept. Reg	Tr. Fr	Account No						
<b>FEDERAL TRANSIT ADMINISTRATION-CONTINUED</b>										
<b>GENERAL FUND ACCOUNTS-CONTINUED</b>										
NON-URBAN FORMULA GRANTS, FEDERAL TRANSIT ADMINISTRATION										
FUND RESOURCES:										
UNDISBURSED FUNDS	NO YEAR	69		1123	\$156,753.71	-\$70,997.49	-----	\$24,483.95	-----	\$61,272.27
FUND EQUITIES:										
UNOBLIGATED BALANCE					-70,997.49	-----	-----	-----	-\$70,997.49	-----
UNDELIVERED ORDERS					-85,756.22	-----	-----	-----	-24,483.95	-61,272.27
SUBTOTAL		69		1123	-0-	-70,997.49	-----	24,483.95	-95,481.44	-0-
URBAN FORMULA GRANTS, FEDERAL TRANSIT ADMINISTRATION										
FUND RESOURCES:										
UNDISBURSED FUNDS	NO YEAR	69		1124	72,516,814.82	-1,712,133.48	-----	1,814,945.00	-----	68,989,736.34
FUND EQUITIES:										
UNOBLIGATED BALANCE					-1,712,133.48	-----	-----	-----	2,000,772.62	-3,712,906.10
UNDELIVERED ORDERS					-70,804,681.34	-----	-----	-----	-5,527,851.10	-65,276,830.24
SUBTOTAL		69		1124	-0-	-1,712,133.48	-----	1,814,945.00	-3,527,078.48	-0-
WATERBORNE TRANSPORTATION DEMONSTRATION PROJECT, FEDERAL TRANSIT ADMINISTRATION										
FUND RESOURCES:										
UNDISBURSED FUNDS	NO YEAR	69		1126	21,882.44	-----	-----	-----	21,882.44	-----
FUND EQUITIES:										
UNOBLIGATED BALANCE					-21,611.44	-----	-----	-----	-21,611.44	-----
UNDELIVERED ORDERS					-271.00	-----	-----	-----	-271.00	-----
SUBTOTAL		69		1126	-0-	-----	-----	-----	-----	-0-
INTERSTATE TRANSFER GRANTS-TRANSIT, FEDERAL TRANSIT ADMINISTRATION										
FUND RESOURCES:										
UNDISBURSED FUNDS	NO YEAR	69		1127	255,782,258.66	45,014,369.00	-----	155,806,837.20	-----	144,989,790.46
TRANSFER TO										
DEPARTMENT OF TRANSPORTATION, FEDERAL HIGHWAY ADMINISTRATION	NO YEAR	69	69	1127	5	1,768,933.46	-----	35,304.51	-----	1,733,628.95
FUND EQUITIES:										
UNOBLIGATED BALANCE					-32,622,019.20	-----	-----	-----	31,286,215.43	-63,908,234.63
ACCOUNTS PAYABLE					-----	-----	-----	-----	1,397,622.00	-1,397,622.00
UNDELIVERED ORDERS					-224,929,172.92	-----	-----	-----	-143,511,610.14	-81,417,562.78
SUBTOTAL		69		1127	-0-	45,014,369.00	-----	155,842,141.71	-110,827,772.71	-0-
WASHINGTON METROPOLITAN AREA TRANSIT AUTHORITY, FEDERAL TRANSIT ADMINISTRATION										
FUND RESOURCES:										
UNDISBURSED FUNDS	NO YEAR	69		1128	412,000,040.81	200,000,000.00	-----	142,522,494.83	-----	469,477,545.98
FUND EQUITIES:										
UNOBLIGATED BALANCE					-328,079.00	-----	-----	-----	1,000,000.00	-1,328,079.00
UNDELIVERED ORDERS					-411,671,961.81	-----	-----	-----	56,477,505.17	-468,149,466.98
SUBTOTAL		69		1128	-0-	200,000,000.00	-----	142,522,494.83	57,477,505.17	-0-
FORMULA GRANTS, FEDERAL TRANSIT ADMINISTRATION										
FUND RESOURCES:										
UNDISBURSED FUNDS	NO YEAR	69		1129	2,257,635,937.62	1,286,859,943.37	-----	154,079,463.35	-----	3,390,416,417.64
ACCOUNTS RECEIVABLE					6,607,758.22	-----	-----	-----	3,478,397.39	3,129,360.83
UNFILLED CUSTOMER ORDERS					458,312,841.00	-----	-----	-----	458,312,841.00	-----
FUND EQUITIES:										
UNOBLIGATED BALANCE					-336,830,936.00	-----	-----	-----	325,761,285.93	-662,592,221.93
ACCOUNTS PAYABLE					-5,364,214.22	-----	-----	-----	-86,288.43	-5,277,925.79
UNDELIVERED ORDERS					-2,380,361,386.62	-----	-----	-----	345,314,244.13	-2,725,675,630.75
SUBTOTAL		69		1129	-0-	1,286,859,943.37	-----	154,079,463.35	1,132,780,480.02	-0-
UNIVERSITY TRANSPORTATION CENTERS, FEDERAL TRANSIT ADMINISTRATION										
FUND RESOURCES:										
UNDISBURSED FUNDS	NO YEAR	69		1136	2,025,000.00	3,238,000.00	-----	-6,373,495.58	-----	11,636,495.58
UNFILLED CUSTOMER ORDERS					3,975,000.00	-----	-----	-----	3,975,000.00	-----
FUND EQUITIES:										
UNDELIVERED ORDERS					-6,000,000.00	-----	-----	-----	5,636,495.58	-11,636,495.58
SUBTOTAL		69		1136	-0-	3,238,000.00	-----	-6,373,495.58	9,611,495.58	-0-
TRANSIT PLANNING AND RESEARCH, FEDERAL TRANSIT ADMINISTRATION										
FUND RESOURCES:										
UNDISBURSED FUNDS	NO YEAR	69		1137	29,015,257.69	48,155,729.07	-----	-67,718,843.20	-----	144,889,829.96
UNFILLED CUSTOMER ORDERS					305,128.00	-----	-----	-----	305,128.00	-----
FUND EQUITIES:										
UNOBLIGATED BALANCE					-5,434,134.00	-----	-----	-----	11,531,773.96	-16,965,907.96
ACCOUNTS PAYABLE					-305,128.00	-----	-----	-----	-254,120.00	-51,008.00
UNDELIVERED ORDERS					-23,581,123.69	-----	-----	-----	104,291,790.31	-127,872,914.00
SUBTOTAL		69		1137	-0-	48,155,729.07	-----	-67,718,843.20	115,874,572.27	-0-

**APPROPRIATION, OUTLAYS, AND BALANCES - Continued**

Appropriation or Fund Account		Account Symbol			Balances beginning of fiscal year	Appropriations and other obligational authority <sup>1</sup>	Transfers borrowings and investments (net) <sup>2</sup>	Outlays (net)	Balances withdrawn and other transactions <sup>3</sup>	Balances end or fiscal year <sup>4</sup>
Title	Period of Availability	Dept Reg	Account No.	Sub No.						
<b>TRUST FUND ACCOUNTS</b>										
MASS TRANSPORTATION CAPITAL FUND, LIQUIDATION OF CONTRACT AUTHORIZATION, FEDERAL TRANSIT ADMINISTRATION FUND RESOURCES:										
UNDISBURSED FUNDS	NO YEAR	69	8191		-16,129,582.98	1,670,000,000.00	-----	1,651,552,717.02	-----	2,317,700.00
TRANSFER TO:										
DEPARTMENT OF TRANSPORTATION, FEDERAL HIGHWAY ADMINISTRATION	NO YEAR	69	69	8191	540,086.00	-----	-----	540,086.00	-----	-----
UNFUNDED CONTRACT AUTHORITY	NO YEAR	69	8191		4,652,069,800.00	782,500,000.00	-----	-----	-----	5,434,569,800.00
ACCOUNTS RECEIVABLE					1,566,275.58	-----	-----	-----	601,374.28	964,901.30
UNFULFILLED CUSTOMER ORDERS					-12,012,403.00	-----	-----	-----	-12,012,403.00	-----
FUND EQUITIES:										
UNOBLIGATED BALANCE					-114,801,215.24	-----	-----	-----	897,148,079.50	-1,011,949,294.74
ACCOUNTS PAYABLE					-9,657,419.36	-----	-----	-----	-----	-8,176,601.87
UNDELIVERED ORDERS					-4,501,575,541.00	-----	-----	-----	-83,853,251.93	-4,417,722,289.07
	SUBTOTAL	69	8191		-0-	2,452,500,000.00	-----	1,652,092,803.02	800,407,196.98	-0-
TRUST FUND SHARE OF TRANSIT PROGRAMS, LIQUIDATION OF CONTRACT AUTHORIZATION, FEDERAL TRANSIT ADMINISTRATION, DEPARTMENT OF TRANSPORTATION FUND RESOURCES:										
UNDISBURSED FUNDS	NO YEAR	69	8350		103,409,039.00	1,608,150,000.00	-----	1,711,559,039.00	-----	-----
ACCOUNTS RECEIVABLE					413,150,000.00	-----	-----	-----	413,150,000.00	-----
UNFULFILLED CUSTOMER ORDERS					-----	-----	-----	-----	-10,850,000.00	10,850,000.00
FUND EQUITIES:										
UNOBLIGATED BALANCE					-----	-----	-----	-----	10,850,000.00	-10,850,000.00
UNDELIVERED ORDERS					-516,559,039.00	-----	-----	-----	-516,559,039.00	-----
	SUBTOTAL	69	8350		-0-	1,608,150,000.00	-----	1,711,559,039.00	-103,409,039.00	-0-
TOTAL, FEDERAL TRANSIT ADMINISTRATION					-----	5,663,224,000.00	-----	3,782,450,621.86	1,880,773,378.14	-----
<b>FEDERAL AVIATION ADMINISTRATION</b>										
<b>GENERAL FUND ACCOUNTS</b>										
OPERATIONS, FEDERAL AVIATION ADMINISTRATION FUND RESOURCES:										
UNDISBURSED FUNDS	1994	69	1301		-----	2,285,268,000.00	-\$1,638,235.08	1,923,194,683.25	-----	360,435,081.67
	1993				415,330,022.27	-----	1,815,449.81	370,772,718.62	-----	46,372,753.46
	1992				84,310,131.03	-----	-----	47,786,816.05	-----	36,523,314.98
	1991				37,883,527.90	-----	-----	7,415,667.75	-----	30,467,860.15
	1990				33,247,398.63	-----	-----	7,387,275.81	-----	25,860,122.82
	1989				10,264,301.31	-----	-----	3,644,532.19	6,619,769.12	-----
	NO YEAR				4,675,461.97	-----	-----	3,128,910.81	-----	1,546,551.16
	1988				-----	-----	-159.64	-----	-----	159.64
	1987				-----	-----	-50.00	-----	-----	50.00
	PRIOR YEARS				-----	-----	104.82	104.82	-----	-----
FUNDS HELD OUTSIDE THE TREASURY										
	1993				1,815,449.81	-----	1,638,235.08	-----	-----	1,638,235.08
	1988				-159.64	-----	-1,815,449.81	-----	-----	-----
	1987				-50.00	-----	159.64	-----	-----	-----
	PRIOR YEARS				-----	-----	50.00	-----	-----	-----
ACCOUNTS RECEIVABLE					78,634,812.67	-----	-----	-----	-7,266,275.14	85,901,087.81
UNFULFILLED CUSTOMER ORDERS					15,186,832.96	-----	-----	-----	10,357,995.39	4,828,837.57
FUND EQUITIES:										
UNOBLIGATED BALANCE					-47,480,275.77	-----	-----	-----	-2,495,026.66	-44,985,249.11
ACCOUNTS PAYABLE					-272,741,251.39	-----	-----	-----	-732,960.34	-272,008,291.05
UNDELIVERED ORDERS					-361,126,306.57	-----	-----	-----	-84,546,211.67	-276,580,094.90
	SUBTOTAL	69	1301		-0-	2,285,268,000.00	-----	2,363,330,709.30	-78,062,709.30	-0-
HEADQUARTERS ADMINISTRATION, FEDERAL AVIATION ADMINISTRATION FUND RESOURCES:										
UNDISBURSED FUNDS	1994	69	1302		-----	-----	-----	2,768.97	-----	2,768.97
	1993				-1,482.24	-----	-----	-553.77	-----	928.47
	1992				-50.00	-----	-----	-----	-----	50.00
ACCOUNTS RECEIVABLE					50.00	-----	-----	-----	-----	50.00
UNFULFILLED CUSTOMER ORDERS					1,482.24	-----	-----	-----	-----	3,697.44
	SUBTOTAL	69	1302		-0-	-----	-----	2,215.20	-2,215.20	-0-

FOOTNOTES AT END OF CHAPTER



APPROPRIATION, OUTLAYS, AND BALANCES - Continued

Appropriation or Fund Account		Account Symbol		Balances beginning of fiscal year	Appropriations and other obligatory authority <sup>1</sup>	Transfers borrowings and investments (net) <sup>2</sup>	Outlays (net)	Balances withdrawn and other transactions <sup>3</sup>	Balances end or fiscal year <sup>4</sup>
Title	Period of Availability	Dept. Reg	Account No. Sub No.						
<b>FEDERAL AVIATION ADMINISTRATION-CONTINUED</b>									
<b>GENERAL FUND ACCOUNTS-CONTINUED</b>									
FACILITIES, ENGINEERING AND DEVELOPMENT, FEDERAL AVIATION ADMINISTRATION									
FUND RESOURCES:									
UNDISBURSED FUNDS	NO YEAR	69	1303	\$1,869,128.18	-----	-----	\$144,598.00	-----	\$1,724,530.18
FUND EQUITIES:									
UNOBLIGATED BALANCE				-667,303.18	-----	-----	-----	-\$143,634.17	-523,669.01
ACCOUNTS PAYABLE				-59,342.88	-----	-----	-----	886,896.36	-946,239.24
UNDELIVERED ORDERS				-1,142,482.12	-----	-----	-----	-887,860.19	-254,621.93
	SUBTOTAL	69	1303	-0-	-----	-----	144,598.00	-144,598.00	-0-
AIRCRAFT PURCHASE LOAN GUARANTEE PROGRAM, FEDERAL AVIATION ADMINISTRATION									
FUND RESOURCES:									
UNDISBURSED FUNDS	NO YEAR	69	1399	974.20	-----	\$7,243.38	7,899.02	-----	318.56
AUTHORITY TO BORROW FROM THE TREASURY				9,243.38	\$18,099.59	-----	-----	-----	27,342.97
FUND EQUITIES:									
ACCOUNTS PAYABLE				-9,243.38	-----	-----	-----	18,099.59	-27,342.97
UNDELIVERED ORDERS				-974.20	-----	-----	-----	-655.64	-318.56
	SUBTOTAL	69	1399	-0-	18,099.59	7,243.38	7,899.02	17,443.95	-0-
<b>PUBLIC ENTERPRISE FUNDS</b>									
AVIATION INSURANCE REVOLVING FUND									
FUND RESOURCES:									
UNDISBURSED FUNDS	NO YEAR	69	4120	1,091,684.28	-----	-2,190,718.78	-1,598,679.95	-----	499,645.45
UNREALIZED DISCOUNT ON INVESTMENTS				2,207,118.55	-----	-944,281.22	-----	-----	1,262,837.33
INVESTMENTS IN PUBLIC DEBT SECURITIES				54,805,000.00	-----	3,135,000.00	-----	-----	57,940,000.00
FUND EQUITIES:									
UNOBLIGATED BALANCE				-56,969,409.93	-----	-----	-----	3,489,033.57	-60,458,443.50
ACCOUNTS PAYABLE				-11,753.17	-----	-----	-----	11,732.54	-23,485.71
UNDELIVERED ORDERS				-1,122,639.73	-----	-----	-----	-1,007,070.87	-115,568.86
	SUBTOTAL	69	4120	-0-	-----	-----	-1,598,679.95	1,598,679.95	-0-
<b>TRUST FUND ACCOUNTS</b>									
GRANTS-IN-AID FOR AIRPORTS, LIQUIDATION OF CONTRACT AUTHORIZATION, AIRPORT AND AIRWAY TRUST FUND, FEDERAL AVIATION ADMINISTRATION									
FUND RESOURCES:									
UNDISBURSED FUNDS	NO YEAR	69	8106	45,109,935.25	1,581,400,000.00	-----	1,619,614,869.69	-----	6,895,065.56
UNFUNDED CONTRACT AUTHORITY	NO YEAR	69	8106	3,516,339,600.00	770,343,000.00	-----	-----	-----	4,286,682,600.00
ACCOUNTS RECEIVABLE				380,534.32	-----	-----	-----	-135,738,769.06	136,119,303.38
FUND EQUITIES:									
UNOBLIGATED BALANCE				-749,313,480.23	-----	-----	-----	675,045,923.33	10-1,424,359,403.56
ACCOUNTS PAYABLE				-15,945,544.27	-----	-----	-----	-1,076,390.26	-14,869,154.01
UNDELIVERED ORDERS				-2,796,571,045.07	-----	-----	-----	193,897,366.30	-2,990,468,411.37
	SUBTOTAL	69	8106	-0-	2,351,743,000.00	-----	1,619,614,869.69	732,128,130.31	-0-
FACILITIES AND EQUIPMENT, AIRPORT AND AIRWAY TRUST FUND, FEDERAL AVIATION ADMINISTRATION									
FUND RESOURCES:									
UNDISBURSED FUNDS	1994-96	69	8107	-----	403,000,000.00	-----	393,497,957.56	-----	9,502,042.44
	1994-95			-----	172,730,000.00	-----	165,747,103.25	-----	6,982,896.75
	1993-95			8,634,019.21	833,800,000.00	-----	826,179,794.58	-----	16,254,224.63
	1991-95			22,384,926.85	203,800,000.00	-----	221,380,320.73	-----	4,804,606.12
	1993-94			5,583,448.31	15,280,000.00	-----	19,746,513.84	-----	1,116,934.47
	1992-94			46,562,935.71	418,000,000.00	-----	440,693,249.36	-----	23,869,686.35
	1990-94			6,018,298.08	130,970,000.00	-----	137,736,162.66	-----	5-747,864.58
	1992-93			1,812,302.22	650,000.00	-----	2,498,011.86	-----	5-35,709.64
	1989-93			-2,448,485.68	79,400,000.00	-----	75,716,420.31	-----	1,235,094.01
	1988-92			5,209,726.24	35,800,000.00	-----	41,073,908.84	-----	5-64,182.60
	1987-91			11,431,227.07	-----	-----	9,760,353.62	-----	1,670,873.45
	1986-90			1,335,582.90	21,400,000.00	-----	22,243,024.47	-----	492,558.43
	1985-89			9,703,782.24	6,000,000.00	-----	16,407,452.78	-----	5-703,670.54
	NO YEAR			1,192,680.02	5,300,000.00	-----	5,435,158.71	-----	1,057,521.31
	PRIOR YEARS			-----	-3,612,276.88	-----	-8,609.42	-----	-----
ACCOUNTS RECEIVABLE				108,239,791.39	-----	-----	-----	-3,603,667.46	156,294,075.20
UNFILLED CUSTOMER ORDERS				89,951,256.28	-----	-----	-----	-48,054,283.81	85,733,445.25
				-----	-----	-----	-----	4,217,811.03	-----

**APPROPRIATION, OUTLAYS, AND BALANCES - Continued**

Appropriation or Fund Account		Account Symbol			Balances beginning of fiscal year	Appropriations and other obligational authority <sup>1</sup>	Transfers borrowings and investments (net) <sup>2</sup>	Outlays (net)	Balances withdrawn and other transactions <sup>3</sup>	Balances end or fiscal year <sup>4</sup>
Title	Period of Availability	Dept. Reg	Tr. Fm	Account No.						
<b>FUND EQUITIES:</b>										
UNOBLIGATED BALANCE						2,560,298,055.86	-----	-----	-181,702,495.80	112,742,000,551.66
ACCOUNTS PAYABLE						-126,444,117.78	-----	-----	30,614,762.89	-157,058,880.67
UNDELIVERED ORDERS						-2,749,465,428.92	-----	-----	142,938,773.12	-2,892,404,202.04
<b>SUBTOTAL</b>	<b>69</b>			<b>8107</b>		<b>-0-</b>	<b>2,322,517,723.12</b>	<b>2,378,106,823.15</b>	<b>-55,589,100.03</b>	<b>-0-</b>
<b>RESEARCH, ENGINEERING AND DEVELOPMENT, AIRPORT AND AIRWAY TRUST FUND, FEDERAL AVIATION ADMINISTRATION FUND RESOURCES:</b>										
UNDISBURSED FUNDS	1986-90 NO YEAR	69		8108		94,107.53	-----	-----	-----	94,107.53
						2,319,577.22	222,730,000.00	225,994,154.53	-----	944,577.31
ACCOUNTS RECEIVABLE						7,803,772.34	-----	-----	-4,280,067.88	12,083,840.22
UNFILLED CUSTOMER ORDERS						610,299.38	-----	-----	-812,668.44	1,422,967.82
<b>FUND EQUITIES:</b>										
UNOBLIGATED BALANCE						193,109,474.28	-----	-----	-33,311,344.00	9226,420,818.28
ACCOUNTS PAYABLE						-9,929,181.65	-----	-----	4,037,027.09	-13,966,208.74
UNDELIVERED ORDERS						-194,008,049.10	-----	-----	31,102,898.70	-225,110,947.80
<b>SUBTOTAL</b>	<b>69</b>			<b>8108</b>		<b>-0-</b>	<b>222,730,000.00</b>	<b>225,994,154.53</b>	<b>-3,264,154.53</b>	<b>-0-</b>
<b>AIRPORT AND AIRWAY TRUST FUND FUND RESOURCES:</b>										
UNDISBURSED FUNDS	NO YEAR	20		8103		636.34	12-465,136,889.48	465,137,000.00	-----	746.86
INVESTMENTS IN PUBLIC DEBT SECURITIES						12,671,636,000.00	-----	-465,137,000.00	-----	12,206,499,000.00
<b>FUND EQUITIES:</b>										
UNOBLIGATED BALANCE						-12,671,636,636.34	-----	-----	-465,136,889.48	-12,206,499,746.86
<b>SUBTOTAL</b>	<b>20</b>			<b>8103</b>		<b>-0-</b>	<b>-465,136,889.48</b>	<b>-----</b>	<b>-465,136,889.48</b>	<b>-0-</b>
<b>OPERATIONS, AIRPORT AND AIRWAY TRUST FUND, FEDERAL AVIATION ADMINISTRATION FUND RESOURCES:</b>										
UNDISBURSED FUNDS	1994	69		8104		-----	2,294,500,000.00	2,198,895,800.00	-----	95,604,200.00
<b>FUND EQUITIES:</b>										
UNDELIVERED ORDERS						-----	-----	-----	95,604,200.00	-95,604,200.00
<b>SUBTOTAL</b>	<b>69</b>			<b>8104</b>		<b>-0-</b>	<b>2,294,500,000.00</b>	<b>2,198,895,800.00</b>	<b>95,604,200.00</b>	<b>-0-</b>
<b>TOTAL, FEDERAL AVIATION ADMINISTRATION</b>						<b>-----</b>	<b>9,011,639,933.23</b>	<b>7,243.38</b>	<b>8,784,498,388.94</b>	<b>227,148,787.67</b>
<b>COAST GUARD</b>										
<b>GENERAL FUND ACCOUNTS</b>										
<b>OPERATING EXPENSES, COAST GUARD FUND RESOURCES:</b>										
UNDISBURSED FUNDS	1994	69		0201		-----	2,534,520,320.00	-3,958,145.24	132,105,866,313.25	424,695,861.51
	1993-94					6,051,094.00	-4,000,000.00	1,792,749.00	-----	258,345.00
	1993					480,418,769.91	-----	4,850,086.26	422,010,323.53	63,258,532.64
	1992					85,988,386.41	-----	380.00	35,614,773.23	50,373,993.18
	1990					-903.51	-----	-----	-----	903.51
	NO YEAR					19,346,276.34	-4,000,000.00	7,207.16	-33,849,110.51	44,634,813.51
<b>FUNDS HELD OUTSIDE THE TREASURY</b>										
	1993					4,572,251.06	-----	3,958,145.24	-----	3,958,145.24
	1992					-----	-----	-4,850,086.26	-----	277,835.20
	NO YEAR					-----	-----	-380.00	-----	380.00
						-----	-----	-7,207.16	-----	7,207.16
ACCOUNTS RECEIVABLE						175,092,023.88	-----	-----	64,497,545.13	110,594,478.75
UNFILLED CUSTOMER ORDERS						9,396,407.43	-----	-----	3,683,614.32	5,712,793.11
<b>FUND EQUITIES</b>										
UNOBLIGATED BALANCE						-25,195,524.85	-----	-----	-16,053,400.34	-9,142,124.51
ACCOUNTS PAYABLE						-165,805,606.35	-----	-----	-83,767,098.05	-82,038,508.30
UNDELIVERED ORDERS						-589,863,174.32	-----	-----	22,156,829.94	-612,020,004.26
<b>SUBTOTAL</b>	<b>69</b>			<b>0201</b>		<b>-0-</b>	<b>2,526,520,320.00</b>	<b>2,531,435,048.50</b>	<b>-4,914,728.50</b>	<b>-0-</b>
<b>ENVIRONMENTAL COMPLIANCE AND RESTORATION, COAST GUARD FUND RESOURCES:</b>										
UNDISBURSED FUNDS	1991 NO YEAR	69		0230		905,564.07	-----	237,050.05	-----	668,514.02
						19,685,602.39	22,600,000.00	21,684,206.10	-----	20,601,396.29
ACCOUNTS RECEIVABLE						1,208,765.72	-----	-----	-284,441.28	1,493,207.00
<b>FUND EQUITIES</b>										
UNOBLIGATED BALANCE						-3,416,786.38	-----	-----	-2,570,183.76	-846,602.62
ACCOUNTS PAYABLE						-478,640.97	-----	-----	-1,754.91	-476,886.06
UNDELIVERED ORDERS						-17,904,504.83	-----	-----	3,535,123.80	-21,439,628.63
<b>SUBTOTAL</b>	<b>69</b>			<b>0230</b>		<b>-0-</b>	<b>22,600,000.00</b>	<b>21,921,256.15</b>	<b>678,743.85</b>	<b>-0-</b>

FOOTNOTES AT END OF CHAPTER

APPROPRIATION, OUTLAYS, AND BALANCES - Continued

Appropriation or Fund Account		Account Symbol			Balances beginning of fiscal year	Appropriations and other obligational authority <sup>1</sup>	Transfers borrowings and investments (net) <sup>2</sup>	Outlays (net)	Balances withdrawn and other transactions <sup>3</sup>	Balances end or fiscal year <sup>4</sup>
Title	Period of Availability	Dept Reg	Tr Fm	Account No.						
<b>COAST GUARD-CONTINUED</b>										
<b>GENERAL FUND ACCOUNTS-CONTINUED</b>										
ACQUISITION, CONSTRUCTION, AND IMPROVEMENTS, COAST GUARD FUND RESOURCES:										
UNDISBURSED FUNDS	1994-98	69		0240		\$75,300,000.00		\$20,191,331.08		\$55,108,668.92
	1993-97					-20,000,000.00		-17,611,027.41		46,234,752.91
	1994-96					190,585,000.00		14,540,437.24		176,044,562.76
	1992-96					92,922,483.08		48,739,915.70		44,182,567.38
	1993-95					189,219,921.16		69,032,623.41		120,187,297.75
	1991-95					110,414,184.28		43,393,430.60		67,020,753.68
	1994						41,615,000.00	40,797,892.75		817,107.25
	1992-94					114,795,011.26		68,759,915.98		46,035,095.28
	1990-94					53,978,941.63		-19,296,516.34		73,275,457.97
	1993					985,642.45		771,415.54		214,226.91
	1989-93					56,845,401.13		48,329,441.54		8,515,959.59
	1992					725,359.62		88,176.04		637,183.58
	1988-92					11,939,021.24		3,725,332.96		8,213,688.28
	1987-91					7,150,199.17		1,362,443.24		5,787,755.93
	1986-90					4,481,627.84		523,473.40		3,958,154.44
	1985-89					5,466,073.67		95,676.22	\$5,370,397.45	
	NO YEAR					51,668,191.38	8,000,000.00	49,058,256.31		10,609,935.07
ACCOUNTS RECEIVABLE UNFILLED CUSTOMER ORDERS						136,100,879.16			37,266,259.35	98,834,619.81
FUND EQUITIES:						25,944,430.10			6,839,609.96	19,104,820.14
UNOBLIGATED BALANCE						-290,322,069.02			-30,397,416.99	14-259,924,652.03
ACCOUNTS PAYABLE						-42,064,367.50			-21,478,832.74	-20,585,534.76
UNDELIVERED ORDERS						-578,874,656.15			-74,602,235.29	-504,272,420.86
SUBTOTAL	69			0240		-0-	295,500,000.00	372,502,218.26	-77,002,218.26	-0-
RETIRED PAY, COAST GUARD FUND RESOURCES:										
UNDISBURSED FUNDS	1994	69		0241			548,774,000.00			62,513,495.08
	1993					66,304,083.64		46,859,162.67		19,444,920.97
	1992					15,308,821.69		-93,203.01		15,402,024.70
	1991					9,375,693.81		-3,839.78		9,379,533.59
	1990					3,699,641.22		-955,130.78		4,654,772.00
	1989					23,631,228.56		-10,595.93	23,641,824.49	
ACCOUNTS RECEIVABLE						25,027.14			-734,425.48	759,452.62
FUND EQUITIES:										
UNOBLIGATED BALANCE						-68,326,035.86			4,412,953.10	-72,738,988.96
ACCOUNTS PAYABLE						-50,018,460.20			9,396,749.80	-59,415,210.00
SUBTOTAL	69			0241		-0-	548,774,000.00	512,056,898.09	36,717,101.91	-0-
RESERVE TRAINING, COAST GUARD FUND RESOURCES:										
UNDISBURSED FUNDS	1994	69		0242			64,000,000.00			6,664,310.92
	1993					7,973,394.03		57,335,689.08		3,146,550.97
	1992					1,618,513.60		4,826,843.06		1,657,966.15
	NO YEAR					3,448,350.42		-39,452.55		2,049,547.46
ACCOUNTS RECEIVABLE						298,071.83			1,420,770.04	2,049,547.46
FUND EQUITIES:									77,021.53	221,050.30
UNOBLIGATED BALANCE						-5,104,759.78			1,278,993.83	-6,383,753.61
ACCOUNTS PAYABLE						-5,324,421.95			-1,807,880.70	-3,516,541.25
UNDELIVERED ORDERS						-2,909,148.15			929,982.79	-3,839,130.94
SUBTOTAL	69			0242		-0-	64,000,000.00	62,101,112.51	1,896,887.49	-0-
RESEARCH, DEVELOPMENT, TEST, AND EVALUATION, COAST GUARD FUND RESOURCES:										
UNDISBURSED FUNDS	NO YEAR	69		0243		26,929,114.50	18,043,000.00	21,595,686.91		23,376,427.59
ACCOUNTS RECEIVABLE						4,458,438.21			474,297.55	3,984,140.66
UNFILLED CUSTOMER ORDERS						1,593,462.83			322,991.98	1,270,470.85
FUND EQUITIES:										
UNOBLIGATED BALANCE						-3,811,815.40			995,288.18	-4,807,103.58
ACCOUNTS PAYABLE						-1,097,803.45			93,902.97	-1,191,706.42
UNDELIVERED ORDERS						-28,071,396.69			-5,439,167.59	-22,632,229.10
SUBTOTAL	69			0243		-0-	18,043,000.00	21,595,686.91	-3,552,686.91	-0-
ALTERATION OF BRIDGES, COAST GUARD FUND RESOURCES:										
UNDISBURSED FUNDS	NO YEAR	69		0244		33,627,422.74	12,940,000.00	9,329,024.09		37,238,398.65
FUND EQUITIES:										
UNOBLIGATED BALANCE						-24,324.97			210.00	-24,534.97
ACCOUNTS PAYABLE						-361,781.21			-361,781.21	
UNDELIVERED ORDERS						-33,241,316.56			3,972,547.12	-37,213,863.66
SUBTOTAL	69			0244		-0-	12,940,000.00	9,329,024.09	3,610,975.91	-0-

**APPROPRIATION, OUTLAYS, AND BALANCES - Continued**

Appropriation or Fund Account Title	Period of Availability	Account Symbol		Balances beginning of fiscal year	Appropriations and other obligational authority <sup>1</sup>	Transfers borrowings and investments (net) <sup>2</sup>	Outlays (net)	Balances withdrawn and other transactions <sup>3</sup>	Balances end or fiscal year <sup>4</sup>
		Dept Reg	Tr Fm						
<b>SPECIAL FUND ACCOUNTS</b>									
OIL POLLUTION FUND, COAST GUARD FUND RESOURCES:									
UNDISBURSED FUNDS	NO YEAR	69	5168	516.00	-----	-----	516.00	-----	-----
TRANSFER TO INTERIOR, UNITED STATES FISH AND WILDLIFE SERVICE	NO YEAR	14	69	3,336.73	-----	-----	1,496.04	-----	1,840.69
FUND EQUITIES:									
ACCOUNTS PAYABLE				-516.00	-----	-----	-----	1,324.69	-1,840.69
UNDELIVERED ORDERS				-3,336.73	-----	-----	-----	-3,336.73	-----
SUBTOTAL	69	5168		-0-	-----	-----	2,012.04	-2,012.04	-0-
<b>INTRAGOVERNMENTAL FUNDS</b>									
COAST GUARD SUPPLY FUND FUND RESOURCES:									
UNDISBURSED FUNDS	NO YEAR	69	4535	13,759,299.12	-----	-----	-6,082,610.99	-----	19,841,910.11
ACCOUNTS RECEIVABLE				3,056,260.74	-----	-----	-----	1,998,665.14	1,057,595.60
UNFILLED CUSTOMER ORDERS				1,001,901.03	-----	-----	-----	-750,341.95	1,752,242.98
FUND EQUITIES:									
UNOBLIGATED BALANCE				-376,023.52	-----	-----	-----	-264,327.06	-111,696.46
ACCOUNTS PAYABLE				-14,919,048.72	-----	-----	-----	4,691,606.82	-19,610,655.54
UNDELIVERED ORDERS				-2,522,388.65	-----	-----	-----	407,008.04	-2,929,396.69
SUBTOTAL	69	4535		-0-	-----	-----	-6,082,610.99	6,082,610.99	-0-
COAST GUARD YARD FUND FUND RESOURCES:									
UNDISBURSED FUNDS	NO YEAR	69	4743	43,280,506.76	-----	-----	-1,499,486.35	-----	44,779,993.11
ACCOUNTS RECEIVABLE				4,785,212.99	-----	-----	-----	1,126,206.40	3,659,006.59
UNFILLED CUSTOMER ORDERS				69,439,126.69	-----	-----	-----	1,178,764.75	68,260,361.94
FUND EQUITIES:									
UNOBLIGATED BALANCE				-35,421,147.02	-----	-----	-----	2,860,589.01	-38,281,736.03
ACCOUNTS PAYABLE				-73,244,548.62	-----	-----	-----	-3,590,680.72	-69,653,667.90
UNDELIVERED ORDERS				-8,839,150.80	-----	-----	-----	-75,393.09	-8,763,757.71
SUBTOTAL	69	4743		-0-	-----	-----	-1,499,486.35	1,499,486.35	-0-
<b>TRUST FUND ACCOUNTS</b>									
BOAT SAFETY ACCOUNT, COAST GUARD FUND RESOURCES:									
UNDISBURSED FUNDS	NO YEAR	69	8149	-1,108,763.46	80,319,794.70	-----	71,711,031.24	-----	7,500,000.00
FUND EQUITIES:									
UNOBLIGATED BALANCE				25,744,462.46	-----	-----	-----	7,663,816.46	518,080,646.00
ACCOUNTS PAYABLE				-215,092.00	-----	-----	-----	-215,092.00	-----
UNDELIVERED ORDERS				-24,420,607.00	-----	-----	-----	1,160,039.00	-25,580,646.00
SUBTOTAL	69	8149		-0-	80,319,794.70	-----	71,711,031.24	8,608,763.46	-0-
PAYMENT OF CLAIMS (OIL LIABILITY) TRUST FUND FUND RESOURCES:									
UNDISBURSED FUNDS	NO YEAR	69	8312	-636.01	5,287,717.69	-----	5,743,993.42	-----	5-456,911.74
ACCOUNTS RECEIVABLE				-----	-----	-----	-----	-60,591.10	60,591.10
FUND EQUITIES:									
UNOBLIGATED BALANCE				636.01	-----	-----	-----	-513,194.08	513,830.09
ACCOUNTS PAYABLE				-----	-----	-----	-----	109,080.85	-109,080.85
UNDELIVERED ORDERS				-----	-----	-----	-----	8,428.60	-8,428.60
SUBTOTAL	69	8312		-0-	5,287,717.69	-----	5,743,993.42	-456,275.73	-0-
EMERGENCY FUND, OIL SPILL LIABILITY LIABILITY TRUST FUND, COAST GUARD FUND RESOURCES:									
UNDISBURSED FUNDS	NO YEAR	69	8313	-386,605.27	83,593,487.73	-----	81,598,587.50	-----	1,608,294.96
ACCOUNTS RECEIVABLE				28,409.54	-----	-----	-----	28,409.54	-----
FUND EQUITIES:									
UNOBLIGATED BALANCE				14,914,365.56	-----	-----	-----	-25,328,279.87	540,242,645.43
ACCOUNTS PAYABLE				-173,725.93	-----	-----	-----	13,652,793.39	-13,826,519.32
UNDELIVERED ORDERS				-14,382,443.90	-----	-----	-----	13,641,977.17	-28,024,421.07
SUBTOTAL	69	8313		-0-	83,593,487.73	-----	81,598,587.50	1,994,900.23	-0-
TRUST FUND SHARE OF EXPENSES, OIL SPILL LIABILITY TRUST FUND, COAST GUARD FUND RESOURCES:									
UNDISBURSED FUNDS	1994	69	8314	-----	49,457,000.00	-----	49,457,000.00	-----	-----
COAST GUARD GENERAL GIFT FUND FUND RESOURCES:									
UNDISBURSED FUNDS	NO YEAR	69	8533	39,453.10	60,611.17	-332,282.83	22,082.46	-----	45,698.98
UNREALIZED DISCOUNT ON INVESTMENTS				-33,033.71	-----	-17,717.17	-----	-----	-50,750.88
INVESTMENTS IN PUBLIC DEBT SECURITIES				1,685,000.00	-----	50,000.00	-----	-----	1,735,000.00
ACCOUNTS RECEIVABLE				2,310.00	-----	-----	-----	1,688.87	621.13

FOOTNOTES AT END OF CHAPTER

APPROPRIATION, OUTLAYS, AND BALANCES - Continued

Appropriation or Fund Account Title	Period of Availability	Account Symbol			Balances beginning of fiscal year	Appropriations and other obligational authority <sup>1</sup>	Transfers borrowings and investments (net) <sup>2</sup>	Outlays (net)	Balances withdrawn and other transactions <sup>3</sup>	Balances end or fiscal year <sup>4</sup>
		Dept. Reg	Acct. Fm	Account No						
<b>COAST GUARD-CONTINUED</b>										
<b>TRUST FUND ACCOUNTS-CONTINUED</b>										
COAST GUARD GENERAL GIFT FUND-CONTINUED										
FUND EQUITIES:										
UNOBLIGATED BALANCE					-\$1,692,599.39	-----	-----	-----	\$37,969.84	-\$1,730,569.23
UNDELIVERED ORDERS					-1,130.00	-----	-----	-----	-1,130.00	-----
SUBTOTAL	69		8533		-0-	\$60,611.17	\$22,082.46	38,528.71	-----	-0-
AQUATIC RESOURCES TRUST FUND										
FUND RESOURCES:										
UNDISBURSED FUNDS	NO YEAR	20	8147		1,436.15	39,573,150.30	-----	-----	-----	-----
UNREALIZED DISCOUNT ON INVESTMENTS					-15,573,696.62	-----	-----	-----	-----	-----
INVESTMENTS IN PUBLIC DEBT SECURITIES					616,920,000.00	-----	-----	-----	-----	-----
FUND EQUITIES:										
UNOBLIGATED BALANCE					-601,347,739.53	-----	-----	-----	39,573,150.30	-----
SUBTOTAL	20		8147		-0-	39,573,150.30	-----	-----	39,573,150.30	-----
OIL SPILL LIABILITY TRUST FUND										
FUND RESOURCES:										
UNDISBURSED FUNDS	NO YEAR	20	8185		1,142,283.35	-64,259,239.00	67,821,404.61	-----	-----	4,704,448.96
UNREALIZED DISCOUNT ON INVESTMENTS					-33,611,973.73	-----	-18,517,404.61	-----	-----	-52,129,378.34
INVESTMENTS IN PUBLIC DEBT SECURITIES					1,056,523,000.00	-----	-49,304,000.00	-----	-----	1,007,219,000.00
FUND EQUITIES:										
UNOBLIGATED BALANCE					-1,024,053,309.62	-----	-----	-----	-64,259,239.00	-959,794,070.62
SUBTOTAL	20		8185		-0-	-64,259,239.00	-----	-----	-64,259,239.00	-0-
COAST GUARD CADET FUND										
FUND RESOURCES:										
UNDISBURSED FUNDS	NO YEAR	69	8428		407,190.26	-----	-----	115,155.40	-----	292,034.86
ACCOUNTS RECEIVABLE					51,355.51	-----	-----	-----	-192,045.43	243,400.94
FUND EQUITIES:										
ACCOUNTS PAYABLE					-458,545.77	-----	-----	-----	76,890.03	-535,435.80
SUBTOTAL	69		8428		-0-	-----	-----	115,155.40	-115,155.40	-0-
SURCHARGE COLLECTIONS, SALES OF COMMISSARY STORES, COAST GUARD										
FUND RESOURCES:										
UNDISBURSED FUNDS	NO YEAR	69	8420	2	441,993.70	-----	-----	-15,180.12	-----	457,173.82
ACCOUNTS RECEIVABLE					6,422.65	-----	-----	-----	6,422.65	-----
FUND EQUITIES:										
UNOBLIGATED BALANCE					-426,880.47	-----	-----	-----	2,698.39	-429,578.86
ACCOUNTS PAYABLE					-5,540.64	-----	-----	-----	5,954.96	-11,495.60
UNDELIVERED ORDERS					-15,995.24	-----	-----	-----	104.12	-16,099.36
SUBTOTAL	69		8420		-0-	-----	-----	-15,180.12	15,180.12	-0-
TOTAL, COAST GUARD					-----	3,682,409,842.59	-----	3,731,993,829.11	-49,583,986.52	-----
<b>MARITIME ADMINISTRATION</b>										
<b>GENERAL FUND ACCOUNTS</b>										
SHIP CONSTRUCTION, MARITIME ADMINISTRATION										
FUND RESOURCES:										
UNDISBURSED FUNDS	NO YEAR	69	1708		303,009.68	-----	-----	-3,201,000.00	-----	3,504,009.68
FUND EQUITIES:										
UNOBLIGATED BALANCE					-84,182.00	-----	-----	-----	3,077,390.00	-3,161,572.00
UNDELIVERED ORDERS					-218,827.68	-----	-----	-----	123,610.00	-342,437.68
SUBTOTAL	69		1708		-0-	-----	-----	-3,201,000.00	3,201,000.00	-0-
OPERATING DIFFERENTIAL SUBSIDIES, LIQUIDATION OF CONTRACT AUTHORITY, MARITIME ADMINISTRATION										
FUND RESOURCES:										
UNDISBURSED FUNDS	NO YEAR	69	1709		115,278,061.77	240,870,000.00	-----	212,972,926.87	-----	143,175,134.90
UNFUNDED CONTRACT AUTHORITY	NO YEAR	69	1709		1,040,851,000.00	-----	-----	-----	214,672,632.00	826,178,368.00
FUND EQUITIES:										
UNOBLIGATED BALANCE					-58,066,115.00	-----	-----	-----	26,197,068.00	-84,263,183.00
ACCOUNTS PAYABLE					-57,211,946.77	-----	-----	-----	1,700,005.13	-58,911,951.90
UNDELIVERED ORDERS					-1,040,851,000.00	-----	-----	-----	-214,672,632.00	-826,178,368.00
SUBTOTAL	69		1709		-0-	240,870,000.00	-----	212,972,926.87	27,897,073.13	-0-

**APPROPRIATION, OUTLAYS, AND BALANCES - Continued**

Appropriation or Fund Account		Account Symbol			Balances beginning of fiscal year	Appropriations and other obligational authority <sup>1</sup>	Transfers borrowings and investments (net) <sup>2</sup>	Outlays (net)	Balances withdrawn and other transactions <sup>3</sup>	Balances end or fiscal year <sup>4</sup>
Title	Period of Availability	Dept. Reg	Account No.	Sub No.						
READY RESERVE FORCE, MARITIME ADMINISTRATION										
FUND RESOURCES:										
UNDISBURSED FUNDS	NO YEAR	69	1710		291,941,288.02	306,000,000.00		330,270,978.81		267,670,309.21
ACCOUNTS RECEIVABLE									-51,500,000.00	51,500,000.00
FUND EQUITIES:										
UNOBLIGATED BALANCE					-28,701,790.00				136,144,642.00	-164,846,432.00
ACCOUNTS PAYABLE					-10,452,596.02				-6,534,982.81	-3,917,613.21
UNDELIVERED ORDERS					-252,786,902.00				-102,380,638.00	-150,406,264.00
	SUBTOTAL	69	1710		-0-	306,000,000.00		330,270,978.81	-24,270,978.81	-0-
OPERATIONS AND TRAINING, MARITIME ADMINISTRATION										
FUND RESOURCES:										
UNDISBURSED FUNDS	NO YEAR	69	1750		-3,669,917.58	76,423,000.00	-2,543,987.52	71,614,775.52		5-1,405,680.62
FUNDS HELD OUTSIDE THE TREASURY					-17,000.00		2,543,987.52			2,526,987.52
ACCOUNTS RECEIVABLE					14,440,292.00				-5,481,860.10	19,922,152.10
UNFILLED CUSTOMER ORDERS					8,892,817.00				-19,650,901.00	28,543,718.00
FUND EQUITIES:										
UNOBLIGATED BALANCE					-2,329,339.00				1,688,327.00	-4,017,666.00
ACCOUNTS PAYABLE					-1,397,325.42				-792,860.42	-604,465.00
UNDELIVERED ORDERS					-15,919,527.00				29,045,519.00	-44,965,046.00
	SUBTOTAL	69	1750		-0-	76,423,000.00		71,614,775.52	4,808,224.48	-0-
OCEAN FREIGHT DIFFERENTIAL, MARITIME ADMINISTRATION										
FUND RESOURCES:										
UNDISBURSED FUNDS	NO YEAR	69	1751			50,317,000.00		50,317,000.00		
MILITARY USEFUL VESSEL OBLIGATION GUARANTEE, MARITIME ADMINISTRATION										
FUND RESOURCES:										
UNDISBURSED FUNDS	NO YEAR	69	1752		52,000,000.00			33,031,380.77		18,968,619.23
FUND EQUITIES:										
UNOBLIGATED BALANCE					-50,753,299.05				-31,784,679.82	-18,968,619.23
ACCOUNTS PAYABLE					-1,246,700.95				-1,246,700.95	
	SUBTOTAL	69	1752		-0-			33,031,380.77	-33,031,380.77	-0-
<b>PUBLIC ENTERPRISE FUNDS</b>										
FEDERAL SHIP FINANCING FUND, REVOLVING FUND, MARITIME ADMINISTRATION										
FUND RESOURCES:										
UNDISBURSED FUNDS	NO YEAR	69	4301		2,999,071.86		-84,250,085.33	-85,102,149.30		3,851,135.83
UNREALIZED DISCOUNT ON INVESTMENTS					-2,452,815.48		-5,999,914.67			-8,452,730.15
INVESTMENTS IN PUBLIC DEBT SECURITIES					801,750,000.00		90,250,000.00			892,000,000.00
ACCOUNTS RECEIVABLE					29,891,853.48				6,782,087.48	23,109,766.00
FUND EQUITIES:										
UNOBLIGATED BALANCE					-808,474,356.00				96,752,543.85	-905,226,899.85
ACCOUNTS PAYABLE					-18,557,176.86				-18,472,049.03	-85,127.83
UNDELIVERED ORDERS					-5,156,577.00				39,567.00	-5,196,144.00
	SUBTOTAL	69	4301		-0-			-85,102,149.30	85,102,149.30	-0-
WAR-RISK INSURANCE REVOLVING FUND, MARITIME ADMINISTRATION										
FUND RESOURCES:										
UNDISBURSED FUNDS	NO YEAR	69	4302		584,572.54		771,015.63	-59,234.07		1,414,822.24
UNREALIZED DISCOUNT ON INVESTMENTS							-71,015.63			-71,015.63
INVESTMENTS IN PUBLIC DEBT SECURITIES					21,800,000.00		-700,000.00			21,100,000.00
ACCOUNTS RECEIVABLE					208,840.00				-97,086.00	305,926.00
FUND EQUITIES:										
UNOBLIGATED BALANCE					-22,449,289.54				300,443.07	-22,749,732.61
ACCOUNTS PAYABLE					-144,123.00				-144,123.00	
	SUBTOTAL	69	4302		-0-			-59,234.07	59,234.07	-0-
VESSEL OPERATIONS REVOLVING FUND, MARITIME ADMINISTRATION										
FUND RESOURCES:										
UNDISBURSED FUNDS	NO YEAR	69	4303		-49,259,488.91			-68,337,796.94		19,078,308.03
ACCOUNTS RECEIVABLE					58,500,000.00				-29,005,324.97	87,505,324.97
UNFILLED CUSTOMER ORDERS					304,433,145.00				114,978,907.00	189,454,238.00
FUND EQUITIES:										
UNOBLIGATED BALANCE					-56,358,459.00				-31,602,077.00	-24,756,382.00
ACCOUNTS PAYABLE					-24,516,659.09				45,546,134.91	-70,062,794.00
UNDELIVERED ORDERS					-232,798,538.00				-31,579,843.00	-201,218,695.00
	SUBTOTAL	69	4303		-0-			-68,337,796.94	68,337,796.94	-0-

FOOTNOTES AT END OF CHAPTER

**APPROPRIATION, OUTLAYS, AND BALANCES - Continued**

Appropriation or Fund Account		Account Symbol				Balances beginning of fiscal year	Appropriations and other obligational authority <sup>1</sup>	Transfers borrowings and investments (net) <sup>2</sup>	Outlays (net)	Balances withdrawn and other transactions <sup>3</sup>	Balances end or fiscal year <sup>4</sup>
Title	Period of Availability	Dept Reg	Trm Fr	Account No	Sub No						
<b>MARITIME ADMINISTRATION-CONTINUED</b>											
<b>TRUST FUND ACCOUNTS</b>											
GIFTS AND BEQUESTS, MARITIME ADMINISTRATION											
FUND RESOURCES:											
UNDISBURSED FUNDS	NO YEAR	69		8503		\$259,496.60	-----	\$223,557.49	-----		\$35,939.11
UNREALIZED DISCOUNT ON INVESTMENTS						-879.10	-----	-----	-----		-879.10
FUND EQUITIES:							-----	-----	-----		
UNOBLIGATED BALANCE						-143,921.40	-----	-----	-----	-\$120,172.50	-23,748.90
ACCOUNTS PAYABLE						-114,696.10	-----	-----	-----	-113,015.99	-1,680.11
UNDELIVERED ORDERS						-----	-----	-----	-----	9,631.00	-9,631.00
<b>SUBTOTAL</b>		69		8503		-0-	-----	223,557.49	-----	-223,557.49	-0-
SPECIAL STUDIES, SERVICES AND PROJECTS, MARITIME ADMINISTRATION											
FUND RESOURCES:											
UNDISBURSED FUNDS	NO YEAR	69		8547		98,087.02	-----	-----	-----	-----	98,087.02
FUND EQUITIES:							-----	-----	-----	-----	
UNOBLIGATED BALANCE						-96,903.00	-----	-----	-----	-1,906.00	-94,997.00
ACCOUNTS PAYABLE						-1,184.02	-----	-----	-----	-1,184.02	-
UNDELIVERED ORDERS						-----	-----	-----	-----	3,090.02	-3,090.02
<b>SUBTOTAL</b>		69		8547		-0-	-----	-----	-----	-----	-0-
<b>TOTAL, MARITIME ADMINISTRATION</b>						-----	\$673,610,000.00	-----	541,730,439.15	131,879,560.85	-----
<b>SAINT LAWRENCE SEAWAY DEVELOPMENT CORPORATION</b>											
<b>PUBLIC ENTERPRISE FUNDS</b>											
SAINT LAWRENCE SEAWAY DEVELOPMENT CORPORATION FUND											
FUND RESOURCES:											
UNDISBURSED FUNDS	NO YEAR	69		4089		15,196,945.80	-----	756,539.96	-----	-----	14,440,405.84
AUTHORITY TO BORROW FROM THE TREASURY						3,200,000.00	-----	-----	-----	-----	3,200,000.00
ACCOUNTS RECEIVABLE						1,803,205.26	-----	-----	-----	290,506.56	1,512,698.70
FUND EQUITIES:							-----	-----	-----	-----	
UNOBLIGATED BALANCE						-15,083,936.57	-----	-----	-----	-70,438.85	-15,013,497.72
ACCOUNTS PAYABLE						-3,258,889.10	-----	-----	-----	-88,831.30	-3,170,057.80
UNDELIVERED ORDERS						-1,857,325.39	-----	-----	-----	-887,776.37	-969,549.02
<b>SUBTOTAL</b>		69		4089		-0-	-----	756,539.96	-----	-756,539.96	-0-
<b>TRUST FUND ACCOUNTS</b>											
OPERATIONS AND MAINTENANCE, SAINT LAWRENCE SEAWAY DEVELOPMENT CORPORATION											
FUND RESOURCES:											
UNDISBURSED FUNDS	NO YEAR	69		8003		-----	10,765,000.00	-----	10,765,000.00	-----	-----
<b>TOTAL, SAINT LAWRENCE SEAWAY DEVELOPMENT CORPORATION</b>						-----	10,765,000.00	-----	11,521,539.96	-756,539.96	-----
<b>OFFICE OF THE INSPECTOR GENERAL</b>											
<b>GENERAL FUND ACCOUNTS</b>											
SALARIES AND EXPENSES, OFFICE OF THE INSPECTOR GENERAL, DEPARTMENT OF TRANSPORTATION											
FUND RESOURCES:											
UNDISBURSED FUNDS	1994	69		0130		-----	39,000,000.00	-----	35,360,475.02	-----	3,639,524.98
	1993					1,923,818.53	-----	-----	-----	-----	-208,470.51
	1992					906,342.07	-----	-----	-----	-----	706,502.38
	1991					518,125.72	-----	-----	-----	-----	43,686.97
	1990					328,757.11	-----	-----	-----	-----	9,844.24
	1989					347,477.25	-----	-----	-----	-----	4,259.00
ACCOUNTS RECEIVABLE						772,465.76	-----	-----	-----	343,218.25	-----
UNFILLED CUSTOMER ORDERS						-----	-----	-----	-----	-83,993.99	856,459.75
						-----	-----	-----	-----	-12,909.60	12,909.60

**APPROPRIATION, OUTLAYS, AND BALANCES - Continued**

Appropriation or Fund Account Title	Period of Availability	Account Symbol		Balances beginning of fiscal year	Appropriations and other obligational authority <sup>1</sup>	Transfers borrowings and investments (net) <sup>2</sup>	Outlays (net)	Balances withdrawn and other transactions <sup>3</sup>	Balances end or fiscal year <sup>4</sup>
		Dept. Reg	Account No.						
<b>FUND EQUITIES:</b>									
UNOBLIGATED BALANCE				-1,285,497.50	-----	-----	-----	-165,127.03	-1,120,370.47
ACCOUNTS PAYABLE				-1,679,903.03	-----	-----	-----	84,335.69	-1,764,238.72
UNDELIVERED ORDERS				-1,831,585.91	-----	-----	-----	1,084,682.72	-2,915,668.63
<b>SUBTOTAL</b>		69	0130	-0-	39,000,000.00		37,750,393.96	1,249,606.04	-0-
<b>TOTAL, OFFICE OF THE INSPECTOR GENERAL</b>					39,000,000.00		37,750,393.96	1,249,606.04	
<b>RESEARCH AND SPECIAL PROGRAMS ADMINISTRATION</b>									
<b>GENERAL FUND ACCOUNTS</b>									
RESEARCH AND SPECIAL PROGRAMS, RESEARCH AND SPECIAL PROGRAMS ADMINISTRATION FUND RESOURCES:									
UNDISBURSED FUNDS	1994	69	0104	-----	22,059,000.00	-----	21,885,988.00	-----	173,012.00
	1993			2,356,532.43	-----	-----	1,644,154.63	-----	712,377.80
	1992			-175,068.12	-----	-----	-64,116.11	-----	-110,952.01
	1991			742,079.96	-----	-----	-157,154.26	-----	899,234.22
	1990			-224,944.19	-----	-----	-407,397.94	-----	182,453.75
	1989			200,024.10	-----	-----	3,039.02	196,985.08	-----
	NO YEAR			2,800,877.31	1,949,000.00	-----	1,552,442.64	-----	3,197,434.67
ACCOUNTS RECEIVABLE				8,052,068.25	-----	-----	-----	-4,545,725.01	12,597,793.26
UNFILLED CUSTOMER ORDERS				22,816,719.72	-----	-----	-----	-2,585,346.36	25,402,066.08
<b>FUND EQUITIES:</b>									
UNOBLIGATED BALANCE				-3,081,277.32	-----	-----	-----	1,306,502.25	-4,387,779.57
ACCOUNTS PAYABLE				-1,922,216.86	-----	-----	-----	1,747,967.77	-3,670,184.63
UNDELIVERED ORDERS				-31,564,795.28	-----	-----	-----	3,430,660.29	-34,995,455.57
<b>SUBTOTAL</b>		69	0104	-0-	24,008,000.00		24,456,955.98	-448,955.98	-0-
<b>SPECIAL FUND ACCOUNTS</b>									
PIPELINE SAFETY, RESEARCH AND SPECIAL PROGRAMS ADMINISTRATION FUND RESOURCES:									
UNDISBURSED FUNDS	1994	69	5172	-----	8,527,000.00	-----	5,574,314.06	-----	2,952,685.94
	1993			2,186,288.75	-----	-----	1,795,917.13	-----	390,371.62
	1992			907,301.66	-----	-----	587,785.17	-----	319,516.49
	1991			201,083.45	-----	-----	-----	-----	201,083.45
	1990			148,839.58	-----	-----	-----	-----	148,839.58
	1989			74,453.34	-----	-----	-----	74,453.34	-----
	NO YEAR			5,857,843.79	8,400,000.00	-----	5,588,706.03	-----	8,669,137.76
ACCOUNTS RECEIVABLE				120,050.40	-----	-----	-----	-1,422,077.66	1,542,128.06
UNFILLED CUSTOMER ORDERS				423,565.59	-----	-----	-----	-393,747.74	817,313.33
<b>FUND EQUITIES:</b>									
UNOBLIGATED BALANCE				-1,059,509.89	-----	-----	-----	520,850.74	-1,580,360.63
ACCOUNTS PAYABLE				-305,300.76	-----	-----	-----	2,653,280.99	-2,958,581.75
UNDELIVERED ORDERS				-8,554,615.91	-----	-----	-----	1,947,517.94	-10,502,133.85
<b>SUBTOTAL</b>		69	5172	-0-	16,927,000.00		13,546,722.39	3,380,277.61	-0-
EMERGENCY PREPAREDNESS GRANT, RESEARCH AND SPECIAL PROGRAMS ADMINISTRATION FUND RESOURCES:									
UNDISBURSED FUNDS	NO YEAR	69	5282	11,733,090.50	6,985,993.13	-----	6,113,177.32	-----	12,605,906.31
<b>FUND EQUITIES:</b>									
UNOBLIGATED BALANCE				-4,297,499.31	-----	-----	-----	-2,359,207.93	-1,938,291.38
ACCOUNTS PAYABLE				-16,893.09	-----	-----	-----	63,797.07	-80,690.16
UNDELIVERED ORDERS				-7,418,698.10	-----	-----	-----	3,168,226.67	-10,586,924.77
<b>SUBTOTAL</b>		69	5282	-0-	6,985,993.13		6,113,177.32	872,815.81	-0-
<b>INTRAGOVERNMENTAL FUNDS</b>									
WORKING CAPITAL FUND, TRANSPORTATION SYSTEMS CENTER FUND RESOURCES:									
UNDISBURSED FUNDS	NO YEAR	69	4522	85,518,287.77	-----	-----	24,021,112.30	-----	61,497,175.47
FUNDS HELD OUTSIDE THE TREASURY				25,000.00	-----	-----	-----	-----	25,000.00
ACCOUNTS RECEIVABLE				14,241.36	-----	-----	-----	7,771.36	6,470.00
UNFILLED CUSTOMER ORDERS				211,036,379.80	-----	-----	-----	-1,251,969.38	212,288,349.18
<b>FUND EQUITIES:</b>									
UNOBLIGATED BALANCE				-183,895,577.50	-----	-----	-----	-27,149,431.53	-156,746,145.97
ACCOUNTS PAYABLE				-23,153,777.22	-----	-----	-----	-570,592.11	-22,583,185.11
UNDELIVERED ORDERS				-89,544,554.21	-----	-----	-----	4,943,109.36	-94,487,663.57
<b>SUBTOTAL</b>		69	4522	-0-	-----		24,021,112.30	-24,021,112.30	-0-

FOOTNOTES AT END OF CHAPTER



APPROPRIATION, OUTLAYS, AND BALANCES - Continued

Appropriation or Fund Account		Account Symbol			Balances beginning of fiscal year	Appropriations and other obligational authority <sup>1</sup>	Transfers borrowings and investments (net) <sup>2</sup>	Outlays (net)	Balances withdrawn and other transactions <sup>3</sup>	Balances end or fiscal year <sup>4</sup>
Title	Period of Availability	Dept. Reg	Tr. Fm	Account No						
<b>RESEARCH AND SPECIAL PROGRAMS ADMINISTRATION-CONTINUED</b>										
<b>TRUST FUND ACCOUNTS</b>										
TRUST FUND SHARE OF PIPELINE SAFETY, RESEARCH AND SPECIAL PROGRAMS ADMINISTRATION										
FUND RESOURCES:										
UNDISBURSED FUNDS	NO YEAR	69		8121	-----	\$2,449,000.00	-----	\$2,447,819.20	-----	\$1,180.80
ACCOUNTS RECEIVABLE					-----	-----	-----	-----	\$1,180.80	-1,180.80
	SUBTOTAL	69		8121	-0-	2,449,000.00	-----	2,447,819.20	1,180.80	-0-
ALASKA PIPELINE TASK FORCE, OIL SPILL LIABILITY TRUST FUND, RESEARCH AND SPECIAL PROGRAMS ADMINISTRATION										
FUND RESOURCES:										
UNDISBURSED FUNDS	NO YEAR	69		8346	\$546,902.86	-----	-----	2,636.53	-----	544,266.33
ACCOUNTS RECEIVABLE					-----	-----	-----	-----	-1,180.94	1,180.94
FUND EQUITIES					-----	-----	-----	-----	-----	-----
UNOBLIGATED BALANCE					-546,902.86	-----	-----	-----	-1,455.59	-545,447.27
	SUBTOTAL	69		8346	-0-	-----	-----	2,636.53	-2,636.53	-0-
TOTAL, RESEARCH AND SPECIAL PROGRAMS ADMINISTRATION					-----	50,369,993.13	-----	70,588,423.72	-20,218,430.59	-----
<b>OFFICE OF THE SECRETARY</b>										
<b>GENERAL FUND ACCOUNTS</b>										
SALARIES AND EXPENSES, OFFICE OF THE SECRETARY, DEPARTMENT OF TRANSPORTATION										
FUND RESOURCES:										
UNDISBURSED FUNDS	1994	69		0102	-----	58,219,000.00	-----	61,209,536.43	-----	-2,990,536.43
	1993				-630,811.42	-----	-----	-1,003,534.65	-----	372,723.23
	1992				796,538.73	-----	-----	-34,610.75	-----	831,149.48
	1991				-666,325.13	-----	-----	-506,259.84	-----	-160,065.29
	1990				147,463.89	-----	-----	-34,970.40	-----	182,434.29
	1989				670,152.08	-----	-----	49,390.11	620,761.97	-----
	NO YEAR				18,213,113.69	-300,000.00	-----	3,103,125.26	-----	14,809,988.43
ACCOUNTS RECEIVABLE					12,280,483.22	-----	-----	-----	863,647.66	11,416,835.56
UNFILLED CUSTOMER ORDERS					16,561,488.08	-----	-----	-----	5,064,860.39	11,496,627.69
FUND EQUITIES:					-----	-----	-----	-----	-----	-----
UNOBLIGATED BALANCE					-6,943,288.80	-----	-----	-----	-3,493,015.37	-3,450,273.43
ACCOUNTS PAYABLE					-4,281,305.60	-----	-----	-----	-757,586.37	-3,523,719.23
UNDELIVERED ORDERS					-36,147,508.74	-----	-----	-----	-7,162,344.44	-28,985,164.30
	SUBTOTAL	69		0102	-0-	57,919,000.00	-----	62,782,676.16	-4,863,676.16	-0-
RENTAL PAYMENTS, OFFICE OF THE SECRETARY, DEPARTMENT OF TRANSPORTATION										
FUND RESOURCES:										
UNDISBURSED FUNDS	1994	69		0117	-----	107,273,000.00	-----	99,833,385.20	-----	7,439,614.80
	1993				-3,469,999.80	-----	-----	-3,537,976.80	-----	67,977.00
	1992				1,216,072.00	-----	-----	38,807.21	-----	1,177,264.79
	1991				974.00	-----	-----	-968.00	-----	1,942.00
ACCOUNTS RECEIVABLE					3,469,999.80	-----	-----	-----	3,438,793.80	31,206.00
FUND EQUITIES:					-----	-----	-----	-----	-----	-----
UNOBLIGATED BALANCE					-1,217,046.00	-----	-----	-----	7,443,053.59	-8,660,099.59
ACCOUNTS PAYABLE					-----	-----	-----	-----	57,905.00	-57,905.00
	SUBTOTAL	69		0117	-0-	107,273,000.00	-----	96,333,247.61	10,939,752.39	-0-

**APPROPRIATION, OUTLAYS, AND BALANCES - Continued**

Appropriation or Fund Account Title	Period of Availability	Account Symbol		Balances beginning of fiscal year	Appropriations and other obligational authority <sup>1</sup>	Transfers borrowings and investments (net) <sup>2</sup>	Outlays (net)	Balances withdrawn and other transactions <sup>3</sup>	Balances end or fiscal year <sup>4</sup>
		Dept. Reg	Account Tr Fm No. No.						
TRANSPORTATION PLANNING, RESEARCH AND DEVELOPMENT, OFFICE OF THE SECRETARY, DEPARTMENT OF TRANSPORTATION									
FUND RESOURCES:									
UNDISBURSED FUNDS	NO YEAR	69	0142	206,019.09	9,232,000.00	-----	6,766,514.51	-----	2,671,504.58
ACCOUNTS RECEIVABLE				3,204,434.08	-----	-----	-----	1,373,667.84	1,830,766.24
UNFILLED CUSTOMER ORDERS				3,127,397.32	-----	-----	-----	1,190,472.65	1,936,924.67
FUND EQUITIES:									
UNOBLIGATED BALANCE				-481,713.36	-----	-----	-----	948,614.08	-1,430,327.44
ACCOUNTS PAYABLE				-1,298,234.16	-----	-----	-----	-742,329.46	-555,904.70
UNDELIVERED ORDERS				-4,757,902.97	-----	-----	-----	-304,939.62	-4,452,963.35
SUBTOTAL		69	0142	-0-	9,232,000.00	-----	6,766,514.51	2,465,485.49	-0-
TRANSPORTATION RESEARCH ACTIVITIES OVERSEAS, SPECIAL FOREIGN CURRENCY PROGRAM, OFFICE OF THE SECRETARY, DEPARTMENT OF TRANSPORTATION									
FUND RESOURCES:									
UNDISBURSED FUNDS	NO YEAR	69	0105	-----	-----	-----	529.00	-----	529.00
ACCOUNTS RECEIVABLE				-----	-----	-----	-----	-529.00	-----
SUBTOTAL		69	0105	-0-	-----	-----	529.00	-529.00	-0-
OFFICE OF COMMERCIAL SPACE, TRANSPORTATION, OPERATIONS AND RESEARCH, OFFICE OF THE SECRETARY									
FUND RESOURCES:									
UNDISBURSED FUNDS	1994	69	0108	-----	3,200,000.00	-----	2,453,474.29	-----	746,525.71
	1993			800,836.45	-----	-----	767,778.10	-----	33,058.35
	1992			46,277.92	-----	-----	-13,905.29	-----	60,183.21
	1991			30,948.06	-----	-----	-----	-----	30,948.06
ACCOUNTS RECEIVABLE	NO YEAR			1,482,064.65	1,375,000.00	-----	1,002,748.91	-----	1,854,315.74
				210,460.17	-----	-----	-----	23,492.42	186,967.75
FUND EQUITIES:									
UNOBLIGATED BALANCE				-445,694.75	-----	-----	-----	-357,444.99	-88,249.76
ACCOUNTS PAYABLE				-186,518.10	-----	-----	-----	-20,176.47	-166,341.63
UNDELIVERED ORDERS				-1,938,374.40	-----	-----	-----	719,033.03	-2,657,407.43
SUBTOTAL		69	0108	-0-	4,575,000.00	-----	4,210,096.01	364,903.99	-0-
ACTIVITIES TRANSFERRED FROM CIVIL AERONAUTICS BOARD, OFFICE OF THE SECRETARY, DEPARTMENT OF TRANSPORTATION									
FUND RESOURCES:									
UNDISBURSED FUNDS	NO YEAR	69	0150	11,096,386.65	-----	-----	-----	-----	11,096,386.65
ACCOUNTS RECEIVABLE				161,398.86	-----	-----	-----	90,482.86	70,916.00
FUND EQUITIES:									
UNOBLIGATED BALANCE				-4,020,497.13	-----	-----	-----	-90,482.86	-3,930,014.27
UNDELIVERED ORDERS				-7,237,288.38	-----	-----	-----	-----	-7,237,288.38
SUBTOTAL		69	0150	-0-	-----	-----	-----	-----	-0-
MINORITY BUSINESS RESOURCE CENTER, OFFICE OF THE SECRETARY, DEPARTMENT OF TRANSPORTATION									
FUND RESOURCES:									
UNDISBURSED FUNDS	1994	69	0155	-----	700,000.00	-----	418.11	-----	699,581.89
	1993			682,161.80	-----	-----	36,900.00	-----	645,261.80
FUND EQUITIES:									
UNOBLIGATED BALANCE				-300,000.00	-----	-----	-----	480,000.00	-780,000.00
UNDELIVERED ORDERS				-382,161.80	-----	-----	-----	182,681.89	-564,843.69
SUBTOTAL		69	0155	-0-	700,000.00	-----	37,318.11	662,681.89	-0-
<b>INTRAGOVERNMENTAL FUNDS</b>									
WORKING CAPITAL FUND, TRANSPORTATION									
FUND RESOURCES:									
UNDISBURSED FUNDS	NO YEAR	69	4520	32,646,368.66	-----	-----	4,397,244.51	-----	28,249,124.15
FUNDS HELD OUTSIDE THE TREASURY				260,000.00	-----	-----	-----	-----	260,000.00
ACCOUNTS RECEIVABLE				3,795,279.35	-----	-----	-----	-1,103,115.17	4,898,394.52
UNFILLED CUSTOMER ORDERS				28,208,123.04	-----	-----	-----	1,448,650.65	26,759,472.39
FUND EQUITIES:									
UNOBLIGATED BALANCE				-10,057,696.43	-----	-----	-----	985,302.21	-11,042,998.64
ACCOUNTS PAYABLE				-22,734,836.05	-----	-----	-----	-370,316.02	-22,364,520.03
UNDELIVERED ORDERS				-32,117,238.57	-----	-----	-----	-5,357,766.18	-26,759,472.39
SUBTOTAL		69	4520	-0-	-----	-----	4,397,244.51	-4,397,244.51	-0-

FOOTNOTES AT END OF CHAPTER

**APPROPRIATION, OUTLAYS, AND BALANCES - Continued**

Appropriation or Fund Account		Account Symbol			Balances beginning of fiscal year	Appropriations and other obligational authority <sup>1</sup>	Transfers borrowings and investments (net) <sup>2</sup>	Outlays (net)	Balances withdrawn and other transactions <sup>3</sup>	Balances end or fiscal year <sup>4</sup>
Title	Period of Availability	Dept. Reg.	Fy. Fin.	Account No.						
<b>OFFICE OF THE SECRETARY-CONTINUED</b>										
<b>TRUST FUND ACCOUNTS</b>										
TRUST FUND SHARE OF RENTAL PAYMENTS, OFFICE OF THE SECRETARY FUND RESOURCES: UNDISBURSED FUNDS	1994	69		8066	-----	\$40,551,000.00	-----	\$40,551,000.00	-----	-----
PAYMENT TO AIR CARRIERS, OFFICE OF THE SECRETARY FUND RESOURCES: UNDISBURSED FUNDS	NO YEAR	69		8304	\$10,770,208.72	33,423,077.00	-----	31,504,564.00	-----	\$12,688,721.72
FUND EQUITIES:										
UNOBLIGATED BALANCE					-4,891,319.72	-----	-----	-----	\$1,602,613.00	-6,493,932.72
ACCOUNTS PAYABLE					-1,380,849.00	-----	-----	-----	671,879.00	-2,052,728.00
UNDELIVERED ORDERS					-4,498,040.00	-----	-----	-----	-355,979.00	-4,142,061.00
SUBTOTAL		69		8304	-0-	33,423,077.00	-----	31,504,564.00	1,918,513.00	-0-
GIFTS AND BEQUESTS, OFFICE OF THE SECRETARY, DEPARTMENT OF TRANSPORTATION FUND RESOURCES: UNDISBURSED FUNDS	NO YEAR	69		8548	393.02	-----	-----	-3,571.15	-----	3,964.17
INVESTMENTS IN PUBLIC DEBT SECURITIES					1,000.00	-----	-----	-----	-----	1,000.00
FUND EQUITIES:										
UNOBLIGATED BALANCE					-1,393.02	-----	-----	-----	-153.02	-1,240.00
UNDELIVERED ORDERS					-----	-----	-----	-----	3,724.17	-3,724.17
SUBTOTAL		69		8548	-0-	-----	-----	-3,571.15	3,571.15	-0-
TOTAL, OFFICE OF THE SECRETARY					-----	253,673,077.00	-----	246,579,618.76	7,093,458.24	-----
<b>DEDUCTIONS FOR OFFSETTING RECEIPTS</b>										
PROPRIETARY RECEIPTS FROM THE PUBLIC					-----	-20,614,329.52	-----	-20,614,329.52	-----	-----
INTRABUDGETARY TRANSACTIONS					-----	19,404,440.53	-----	19,404,440.53	-----	-----
OFFSETTING GOVERNMENTAL RECEIPTS					-----	-60,260,756.07	-----	-60,260,756.07	-----	-----
TOTAL					-----	-61,470,645.06	-----	-61,470,645.06	-----	-----
TOTAL, DEPARTMENT OF TRANSPORTATION					-----	38,287,454,571.22	-\$2,132,756.62	37,291,355,417.92	993,966,396.68	-----
<b>MEMORANDUM</b>										
<b>FINANCING ACCOUNTS</b>										
<b>PUBLIC ENTERPRISE FUNDS</b>										
AMTRAK CORRIDOR IMPROVEMENT LOANS, DIRECT LOAN FINANCING ACCOUNT, FEDERAL RAILROAD ADMINISTRATION FUND RESOURCES: UNDISBURSED FUNDS	NO YEAR	69		4164	169,140.00	-----	-----	-----	-----	169,140.00
AUTHORITY TO BORROW FROM THE TREASURY					2,039,138.00	-----	-----	-----	-----	2,039,138.00
FUND EQUITIES:										
UNOBLIGATED BALANCE					-----	-----	-----	-----	9,403.05	-9,403.05
UNDELIVERED ORDERS					-2,208,278.00	-----	-----	-----	-9,403.05	-2,198,874.95
SUBTOTAL		69		4164	-0-	-----	-----	-----	-----	-0-

**APPROPRIATION, OUTLAYS, AND BALANCES - Continued**

Appropriation or Fund Account Title	Period of Availability	Account Symbol		Balances beginning of fiscal year	Appropriations and other obligational authority <sup>1</sup>	Transfers borrowings and investments (net) <sup>2</sup>	Outlays (net)	Balances withdrawn and other transactions <sup>3</sup>	Balances end or fiscal year <sup>4</sup>
		Dept. Reg	Tr. Fm						
MINORITY BUSINESS RESOURCE CENTER, DIRECT LOAN FINANCING ACCOUNT, OFFICE OF THE SECRETARY, DEPARTMENT OF TRANSPORTATION									
FUND RESOURCES:									
UNDISBURSED FUNDS	NO YEAR	69	4186	4,282,500.00	-----	5,527,500.00	4,162,868.15	-----	5,647,131.85
AUTHORITY TO BORROW FROM THE TREASURY									
FUND EQUITIES:									
UNOBLIGATED BALANCE				-----	-----	-----	-----	445,881.85	-445,881.85
ACCOUNTS PAYABLE				-172,500.00	-----	-----	-----	-97,500.00	-75,000.00
UNDELIVERED ORDERS				-4,110,000.00	-----	-----	-----	1,016,250.00	-5,126,250.00
				-0-	-----	-----	-----	1,364,631.85	-0-
SUBTOTAL		69	4186			5,527,500.00	4,162,868.15		
MILITARY USEFUL VESSEL OBLIGATION GUARANTEE, FINANCING ACCOUNT, MARITIME ADMINISTRATION									
FUND RESOURCES:									
UNDISBURSED FUNDS	NO YEAR	69	4304	-----	-----	-----	-31,940,370.79	-----	31,940,370.79
FUND EQUITIES:									
UNOBLIGATED BALANCE				-----	-----	-----	-----	31,940,370.79	-31,940,370.79
SUBTOTAL		69	4304				-31,940,370.79	31,940,370.79	-0-
RAILROAD REHABILITATION AND IMPROVEMENT, DIRECT LOAN FINANCING ACCOUNT, FEDERAL RAILROAD ADMINISTRATION, DEPARTMENT OF TRANSPORTATION									
FUND RESOURCES:									
UNDISBURSED FUNDS	NO YEAR	69	4420	-----	-----	1,812,320.05	861,967.18	-----	-49,647.13
AUTHORITY TO BORROW FROM THE TREASURY									
UNFILLED CUSTOMER ORDERS				-----	-----	-----	-----	-5,518,621.13	5,518,621.13
FUND EQUITIES:									
UNOBLIGATED BALANCE				-----	-----	-----	-----	1,317,668.55	-1,317,668.55
UNDELIVERED ORDERS				-----	-----	-----	-----	4,151,305.45	-4,151,305.45
SUBTOTAL		69	4420			812,320.05	861,967.18	-49,647.13	-0-
TOTAL, FINANCING ACCOUNTS				-----	-----	6,339,820.05	-26,915,535.46	33,255,355.51	-----

**FOOTNOTES**

- 1 The amounts in this column, unless otherwise footnoted, represent appropriations, increases and rescissions in borrowing authority or new contract authority. Appropriation accounts with appropriation transfer activity are presented in Table 1 (Appropriations and Appropriation Transfers) at the end of the chapter.
- 2 The amounts in this column, unless otherwise footnoted, represent transfers-other than appropriation transfers, borrowings (gross), investments (net), unrealized discounts or agent cashier funds.
- 3 The amounts in this column, unless otherwise footnoted, represent obligated balances canceled for fiscal year 1989 pursuant to 31 U.S.C. 1553, changes in unfilled customer orders, accounts receivable, accounts payable, undelivered orders, unobligated balances and adjustments to borrowing and contract authority.
- 4 Unobligated balances for no-year or unexpired multiple year accounts are available for obligation; unobligated balances for expired fiscal year accounts are not available for obligation.
- 5 Subject to disposition by the administrative agency.
- 6 Excludes \$963,173,930.00 refund of taxes.
- 7 Includes \$73,768.11 which is covered by investments.

8 Represents:

<u>Account</u>	<u>New Contract Authority</u>	<u>Appropriations to Liquidate</u>
69X8019	\$20,000,000.00	\$10,000,000.000
69X8020	196,000,000.00	138,550,000.00
69X8048	80,000,000.00	68,000,000.00
69X8083	20,874,081,703.00	18,000,000.00
69X8106	2,970,343,000.00	2,200,000,000.00
69X8191	1,782,500,000.00	1,000,000,000.00

- 9 Includes \$2,140,000.00 which represents net repayments of borrowings from the Federal Financing Bank in lieu of issuance of agency debt.
- 10 Includes \$2,862,323,196.44 which is covered by contract authority.
- 11 Includes \$2,744,888,524.36 which is subject to disposition by the administrative agency.
- 12 Excludes \$28,060,340.00 refund of taxes.
- 12 Excludes \$28,060,340.00 refund of taxes.
- 13 Includes \$719,637.28 which represents payments for obligations of a closed account.
- 14 Includes \$10,000,000.00 which is unobligated-unavailable pursuant to Public Law 102-368.
- 15 Includes \$454,921.86 which is covered by investments.
- 16 Includes repayments of borrowing from the Federal Financing Bank for \$178,860.73 and borrowings from the U.S. Treasury for \$991,180.28.

**APPROPRIATION, OUTLAYS, AND BALANCES—Continued**

**FOOTNOTES**

**TABLE 1-APPROPRIATIONS AND APPROPRIATION TRANSFERS-TRANSPORTATION**

ACCOUNT SYMBOL	NET APPROPRIATIONS AND APPROPRIATION TRANSFERS	APPROPRIATION AMOUNT	NET APPROPRIATION TRANSFERS	ACCOUNTS INVOLVED	AMOUNT FROM OR TO (-)	CITATIONS OF LAW
69X0102	-\$300,000.00	\$0.00	-\$300,000.00	6940155	-\$300,000.00	107 STAT 1201
6940102	58,219,000.00	58,094,000.00	125,000.00	69X0108	125,000.00	107 STAT 1221
6940104	22,059,000.00	21,879,000.00	180,000.00	6945172	180,000.00	107 STAT 1216
69X0108	1,375,000.00	1,500,000.00	-125,000.00	6940102	-125,000.00	107 STAT 1221
6940117	107,273,000.00	106,697,000.00	576,000.00	6945172	576,000.00	107 STAT 1201
6940155	700,000.00	400,000.00	300,000.00	69X0102	300,000.00	107 STAT 1201
69X0201	-4,000,000.00	0.00	-4,000,000.00	69X0240	-4,000,000.00	108 STAT 19
6940201	2,534,520,320.00	2,512,750,000.00	21,770,320.00	1141070	70,320.00	107 STAT 1237
				9740133	21,700,000.00	107 STAT 1464
693/40201	-4,000,000.00	0.00	-4,000,000.00	69X0240	-4,000,000.00	108 STAT 19
69X0240	8,000,000.00	0.00	8,000,000.00	69X0201	4,000,000.00	108 STAT 19
				693/40201	4,000,000.00	108 STAT 19
69X1119	-205,910.47	0.00	-205,910.47	69X1127	-14,369.00	105 STAT 2137
				69X1129	-160,812.40	49 USC 1604
				69X1137	-30,729.07	105 STAT 2137
69X1123	-70,997.49	0.00	-70,997.49	69X1129	-70,997.49	105 STAT 2137
69X1124	-1,712,133.48	0.00	-1,712,133.48	69X1129	-1,712,133.48	49 USC 1604
69X1127	45,014,369.00	45,000,000.00	14,369.00	69X1119	14,369.00	105 STAT 2137
69X1129	1,286,859,943.37	1,284,916,000.00	1,943,943.37	69X1119	160,812.40	49 USC 1604
				69X1123	70,997.49	105 STAT 2137
				69X1124	1,712,133.48	49 USC 1604
69X1137	48,155,729.07	48,125,000.00	30,729.07	69X1119	30,729.07	105 STAT 2137
69X1710	306,000,000.00	298,000,000.00	8,000,000.00	174/81611	8,000,000.00	108 STAT 566
69X4411	-14,948,160.71	0.00	-14,948,160.71	20X1865	-14,948,160.71	90 STAT 76
6945172	8,527,000.00	9,283,000.00	-756,000.00	6940104	-180,000.00	107 STAT 1216
				6940117	-576,000.00	107 STAT 1201
69X8003	10,765,000.00	0.00	10,765,000.00	20X8863	10,765,000.00	104 STAT 2176
69X8009	9,040,000.00	0.00	9,040,000.00	20X8102	9,040,000.00	103 STAT 1077
69X8014	16,414,891.00	0.00	16,414,891.00	20X8102	16,414,891.00	104 STAT 2164
69X8016	2,000,000.00	0.00	2,000,000.00	20X8102	2,000,000.00	106 STAT 1528
693/58016	21,000,000.00	0.00	21,000,000.00	20X8102	21,000,000.00	106 STAT 1528
694/68016	18,000,000.00	0.00	18,000,000.00	20X8102	18,000,000.00	106 STAT 1528
69X8019	13,600,000.00	0.00	13,600,000.00	20X8102	13,600,000.00	106 STAT 1527
69X8020	136,000,000.00	0.00	136,000,000.00	20X8102	136,000,000.00	106 STAT 1528
69X8048	58,000,800.00	0.00	58,000,800.00	20X8102	58,000,800.00	106 STAT 1528
69X8049	2,000,000.00	0.00	2,000,000.00	20X8102	2,000,000.00	101 STAT 433
6918065	3,999,935.00	0.00	3,999,935.00	20X8102	3,999,935.00	104 STAT 2162
6928065	1,000,000.00	0.00	1,000,000.00	20X8102	1,000,000.00	105 STAT 925
6948066	40,551,000.00	0.00	40,551,000.00	20X8863	40,551,000.00	107 STAT 1201
69X8076	15,999,779.00	0.00	15,999,779.00	20X8102	15,999,779.00	104 STAT 2164
69X8081	4,500,000.00	0.00	4,500,000.00	20X8102	4,500,000.00	101 STAT 1329-367
69X8083	18,751,300,000.00	0.00	18,751,300,000.00	20X8102	5,395,000,000.00	107 STAT 1207
				20X8102	5,828,300,000.00	107 STAT 1207
				20X8102	7,528,000,000.00	107 STAT 1207
69X8087	3,000,000.00	0.00	3,000,000.00	20X8102	3,000,000.00	104 STAT 1529
6948104	2,294,500,000.00	0.00	2,294,500,000.00	20X8103	2,294,500,000.00	107 STAT 1203
69X8106	1,581,400,000.00	0.00	1,581,400,000.00	20X8103	1,489,000,000.00	104 STAT 2161
				20X8103	92,400,000.00	104 STAT 2161
69M8107	-3,612,276.88	0.00	-3,612,276.88	20X8103	-3,612,276.88	31 USC 1551-57
69X8107	5,300,000.00	0.00	5,300,000.00	20X8103	5,300,000.00	86 STAT 583

FOOTNOTES

ACCOUNT SYMBOL	NET APPROPRIATIONS AND APPROPRIATION TRANSFERS	APPROPRIATION AMOUNT	NET APPROPRIATION TRANSFERS	ACCOUNTS INVOLVED	AMOUNT FROM OR TO (-)	CITATIONS OF LAW
695/98107	6,000,000.00	0.00	6,000,000.00	20X8103	6,000,000.00	98 STAT 1948
696/08107	21,400,000.00	0.00	21,400,000.00	20X8103	21,400,000.00	99 STAT 471
698/28107	35,800,000.00	0.00	35,800,000.00	20x8103	35,800,000.00	101 STAT 1329-362
699/38107	79,400,000.00	0.00	79,400,000.00	20X8103	79,400,000.00	102 STAT 2129-30
690/48107	130,970,000.00	0.00	130,970,000.00	20X8103	125,800,000.00	101 STAT 1329-362
				20X8103	5,170,000.00	101 STAT 1329-362
691/58107	203,800,000.00	0.00	203,800,000.00	20X8103	195,000,000.00	104 STAT 2160
				20X8103	8,800,000.00	104 STAT 2160
692/38107	650,000.00	0.00	650,000.00	20X8103	650,000.00	105 STAT 922-23
692/48107	418,000,000.00	0.00	418,000,000.00	20X8103	406,000,000.00	105 STAT 922-23
				20X8103	12,000,000.00	105 STAT 922-23
693/48107	15,280,000.00	0.00	15,280,000.00	20X8103	15,280,000.00	106 STAT 1525-26
693/58107	833,800,000.00	0.00	833,800,000.00	20X8103	805,000,000.00	106 STAT 1525-26
				20X8103	28,800,000.00	106 STAT 1525-26
694/58107	172,730,000.00	0.00	172,730,000.00	20X8103	172,730,000.00	107 STAT 1203
694/68107	403,000,000.00	0.00	403,000,000.00	20X8103	403,000,000.00	107 STAT 1204
69X8108	222,730,000.00	0.00	222,730,000.00	20X8103	208,100,000.00	106 STAT 1526
				20X8103	14,630,000.00	106 STAT 1526
69X8120	10,000,000.00	0.00	10,000,000.00	20X8102	10,000,000.00	102 STAT 2137
69X8121	2,449,000.00	0.00	2,449,000.00	20X8185	2,449,000.00	107 STAT 1217
69X8149	80,319,794.70	0.00	80,319,794.70	20X8147	80,319,794.70	103 STAT 1073
69X8191	1,670,000,000.00	0.00	1,670,000,000.00	20X8102	1,670,000,000.00	106 STAT 1538
69X8304	33,423,077.00	0.00	33,423,077.00	20X8103	33,423,077.00	107 STAT 1200
69X8312	5,287,717.69	0.00	5,287,717.69	20X8185	3,843,389.02	104 STAT 555
				20X8185	1,444,328.67	104 STAT 555
69X8313	83,593,487.73	0.00	83,593,487.73	20X8185	61,946,111.04	26 USC 9509
				20X8185	21,647,376.69	26 USC 9509
6948314	49,457,000.00	0.00	49,457,000.00	20X8185	49,457,000.00	106 STAT 1532
69X8350	1,608,150,000.00	0.00	1,608,150,000.00	20X8102	1,608,150,000.00	106 STAT 1536-37
69X8373	100,000.00	0.00	100,000.00	20X8102	100,000.00	106 STAT 1529
69X8374	100,000.00	0.00	100,000.00	20X8102	100,000.00	106 STAT 1530
69X8375	100,000.00	0.00	100,000.00	20X8102	100,000.00	106 STAT 1530
69X8376	5,000,000.00	0.00	5,000,000.00	20X8102	5,000,000.00	104 STAT 2164
69X8380	100,000.00	0.00	100,000.00	20X8102	100,000.00	107 STAT 1207
69X8382	28,000,000.00	0.00	28,000,000.00	20X8102	28,000,000.00	106 STAT 1531
69X8390	1,000,000.00	0.00	1,000,000.00	20X8102	1,000,000.00	106 STAT 1153
69X8402	5,000,000.00	0.00	5,000,000.00	20X8102	5,000,000.00	105 STAT 926
69X8552	3,500,000.00	0.00	3,500,000.00	20X8102	3,500,000.00	108 STAT 3
20X8102	-22,416,267,405.00	0.00	-22,416,267,405.00	14X8215	-26,100,000.00	92 STAT. 2690
				69X8009	-9,040,000.00	103 STAT. 1077
				69X8014	-16,414,891.00	106 STAT. 1528
				69X8016	-2,000,000.00	106 STAT. 1528
				693/58016	-21,000,000.00	106 STAT. 1528
				694/68016	-18,000,000.00	106 STAT. 1528
				69X8015	-13,600,000.00	106 STAT. 1528
				69X8020	-136,000,000.00	106 STAT. 1528
				69X8048	-58,000,800.00	106 STAT. 1528
				69X8049	-2,000,000.00	101 STAT. 433
				6918065	-3,999,935.00	104 STAT 2162
				6928065	-1,000,000.00	105 STAT. 925
				6948066	-3,262,000.00	107 STAT. 1201
				69X8076	-15,999,779.00	104 STAT. 2164

**APPROPRIATION, OUTLAYS, AND BALANCES—Continued**

**FOOTNOTES**

ACCOUNT SYMBOL	NET APPROPRIATIONS AND APPROPRIATION TRANSFERS	APPROPRIATION AMOUNT	NET APPROPRIATION TRANSFERS	ACCOUNTS INVOLVED	AMOUNT FROM OR TO (-)	CITATIONS OF LAW
20X8103	-6,491,684,800.12	0.00	-6,491,684,800.12	69X8081	-4,500,000.00	104 STAT. 2164
				69X8083	-5,510,800,000.00	106 STAT. 1528
				69X8083	-4,322,500,000.00	106 STAT. 1528
				69X8083	-4,402,000,000.00	106 STAT. 1528
				69X8083	-4,516,000,000.00	106 STAT. 1528
				69X8087	-3,000,000.00	104 STAT. 2164
				69X8120	-10,000,000.00	102 STAT. 2137
				69X8191	-1,670,000,000.00	106 STAT. 1538
				69X8350	-1,608,150,000.00	106 STAT. 1536-37
				69X8373	-100,000.00	106 STAT. 1529
				69X8374	-100,000.00	106 STAT. 1529
				69X8375	-100,000.00	106 STAT. 1531
				69X8376	-5,000,000.00	106 STAT. 1528
				69X8380	-100,000.00	106 STAT. 1531
				69X8382	-28,000,000.00	106 STAT. 1531
				69X8390	-1,000,000.00	106 STAT. 1528
				69X8402	-5,000,000.00	105 STAT. 926
				69X8552	-3,500,000.00	108 STAT. 3
				6948066	-37,114,000.00	107 STAT. 1201
				6948104	-2,294,500,000.00	107 STAT. 1203
				69X8106	-1,489,000,000.00	104 STAT. 2161
				69X8106	-92,400,000.00	104 STAT. 2161
				69M8107	3,612,276.88	31 USC 1551-57
				69X8107	-5,300,000.00	86 STAT. 583
				694/58107	-172,730,000.00	107 STAT. 1203
				694/68107	-403,000,000.00	107 STAT. 1204
				693/58107	-805,000,000.00	106 STAT S.1525-26
				693/58107	-28,800,000.00	106 STAT S.1525-26
				693/48107	-15,280,000.00	106 STAT S.1525-26
				692/38107	-650,000.00	105 STAT. 922-23
				692/48107	-406,000,000.00	105 STAT. 922-23
				692/48107	-12,000,000.00	105 STAT. 922-23
				691/58107	-195,000,000.00	104 STAT. 2160
				691/58107	-8,800,000.00	104 STAT. 2160
				690/48107	-125,800,000.00	101 STAT. 1329-62
				690/48107	-5,170,000.00	101 STAT. 1329-62
				699/38107	-79,400,000.00	102 STAT. 2129-30
				698/28107	-35,800,000.00	101 STAT. 1369-62
				696/08107	-21,400,000.00	99 STAT. 471
				695/98107	-6,000,000.00	98 STAT. 1948
				69X8108	-208,100,000.00	106 STAT. 1526
				69X8108	-14,630,000.00	106 STAT. 1526
				69X8304	-33,423,077.00	107 STAT. 1200
14X8151	-213,000,000.00	16 USC 777				
69X8149	-80,319,794.70	103 STAT. 1073				
96X8333	-9,360,000.00	104 STAT. 4785-86				
14X8370	-5,331,000.00	107 STAT. 1379				
69X8121	-2,449,000.00	107 STAT. 1217				
68X8221	-21,239,000.00	107 STAT. 1294				
69X8312	-3,843,389.02	26 USC 9509				
69X8312	-1,444,328.67	104 STAT. 555				
69X8313	-60,944,639.62	26 USC 9509				



FOOTNOTES

ACCOUNT SYMBOL	NET APPROPRIATIONS AND APPROPRIATION TRANSFERS	APPROPRIATION AMOUNT	NET APPROPRIATION TRANSFERS	ACCOUNTS INVOLVED	AMOUNT FROM OR TO (-)	CITATIONS OF LAW
				69X8313 6948314 96X8868	-22,648,848.11 -49,457,000.00 -350,000.00	26 USC 9509 106 STAT. 1532 107 STAT. 1319
TOTALS	\$4,137,026,159.29	\$4,386,644,000.00	-\$249,617,840.71		-\$249,617,840.71	

THIS PAGE  
LEFT BLANK  
INTENTIONALLY

APPROPRIATION, OUTLAYS, AND BALANCES - Continued

Appropriation of Fund Account		Account Symbol			Balances beginning of fiscal year	Appropriations and other obligational authority <sup>1</sup>	Transfers borrowings and investments (net) <sup>2</sup>	Outlays (net)	Balances withdrawn and other transactions <sup>3</sup>	Balances end or fiscal year <sup>4</sup>
Title	Period of Availability	Dept. Reg	Acct. No.	Sub No.						
<b>DEPARTMENT OF THE TREASURY</b>										
<b>DEPARTMENTAL OFFICES</b>										
<b>GENERAL FUND ACCOUNTS</b>										
SALARIES AND EXPENSES, OFFICE OF THE SECRETARY, TREASURY FUND RESOURCES:										
UNDISBURSED FUNDS	1994	20	0101		---	\$105,340,000.00	---	\$105,501,301.34	---	\$-161,301.34
	1993				-\$5,558,747.22	---	---	-5,425,060.42	---	\$-133,686.80
	1992				2,798,832.15	---	---	1,525,352.34	---	1,273,479.81
	1991				2,809,481.55	---	---	-18,234.16	---	2,827,715.71
	1990				1,799,776.17	---	---	151,087.08	---	1,648,689.09
	1989				1,253,581.52	---	---	10,181.58	\$1,243,399.94	---
	NO YEAR				6,941,817.70	1,910,000.00	---	2,672,491.79	---	6,179,325.91
ACCOUNTS RECEIVABLE					17,388,791.15	---	---	---	-6,579,141.45	23,967,932.60
UNFILLED CUSTOMER ORDERS					11,607,041.18	---	---	---	-2,532,743.98	14,139,785.16
FUND EQUITIES:					---	---	---	---	---	---
UNOBLIGATED BALANCE					-8,687,926.41	---	---	---	-1,814,242.35	-6,873,684.06
ACCOUNTS PAYABLE					-6,673,050.79	---	---	---	1,891,073.57	-8,564,124.36
UNDELIVERED ORDERS					-23,679,597.00	---	---	---	10,624,534.72	-34,304,131.72
SUBTOTAL	20	0101			0-	107,250,000.00	---	104,417,119.55	2,832,880.45	0-
SALARIES AND EXPENSES, OFFICE OF THE INSPECTOR GENERAL, TREASURY FUND RESOURCES:										
UNDISBURSED FUNDS	1994	20	0106		---	28,597,000.00	---	25,192,872.27	---	3,404,127.73
	1993				4,508,092.43	---	---	2,482,411.81	---	2,025,680.62
	1992				1,439,021.53	---	---	101,469.62	---	1,337,551.91
	1991				364,279.40	---	---	-1,218.45	---	365,497.85
	1990				546,376.74	---	---	11,433.00	---	534,943.74
	1989				92,458.88	---	---	---	92,458.88	---
	NO YEAR				1,127,104.17	300,000.00	---	145,994.34	---	1,281,109.83
ACCOUNTS RECEIVABLE					804,151.15	---	---	---	-654,762.17	1,458,913.32
UNFILLED CUSTOMER ORDERS					533,151.98	---	---	---	-557,592.62	1,090,744.60
FUND EQUITIES:					---	---	---	---	---	---
UNOBLIGATED BALANCE					-3,194,809.37	---	---	---	1,276,224.22	-4,471,033.59
ACCOUNTS PAYABLE					-824,544.08	---	---	---	321,903.31	-1,146,447.39
UNDELIVERED ORDERS					-5,395,282.83	---	---	---	485,805.79	-5,881,088.62
SUBTOTAL	20	0106			0-	28,897,000.00	---	27,932,962.59	964,037.41	0-
INTERNATIONAL AFFAIRS, OFFICE OF THE SECRETARY, TREASURY FUND RESOURCES:										
UNDISBURSED FUNDS	1993	20	0171		2,814,693.32	---	---	1,999,462.06	---	815,231.26
	1992				2,035,207.43	---	---	962,181.54	---	1,073,025.89
	1991				1,910,113.79	---	---	-41,288.79	---	1,951,402.58
	1990				150,385.18	---	---	5,064.19	---	145,320.99
	1989				144,696.34	---	---	-82.32	144,778.66	---
	NO YEAR				1,545,889.22	2,935,227.00	---	-6,683,320.81	---	11,164,437.03
ACCOUNTS RECEIVABLE					1,773,747.75	---	---	---	1,708,737.10	65,010.65
UNFILLED CUSTOMER ORDERS					7,268.50	---	---	---	7,268.50	---
FUND EQUITIES:					---	---	---	---	---	---
UNOBLIGATED BALANCE					-3,171,390.90	---	---	---	1,839,002.68	-5,010,393.58
ACCOUNTS PAYABLE					-1,222,836.69	---	---	---	6,826,549.89	-8,049,386.58
UNDELIVERED ORDERS					-5,987,773.94	---	---	---	-3,833,125.70	-2,154,648.24
SUBTOTAL	20	0171			0-	2,935,227.00	---	-3,757,984.13	6,693,211.13	0-
SALARIES AND EXPENSES, FINANCIAL CRIMES ENFORCEMENT NETWORK FUND RESOURCES:										
UNDISBURSED FUNDS	1994	20	0173		---	18,423,000.00	---	14,148,210.25	---	4,274,789.75
	1993				4,709,407.42	---	---	2,851,419.46	---	1,857,987.96
	1992				1,374,911.12	---	---	43,184.85	---	1,331,726.27
	1991				2,991,437.12	---	---	943,505.12	---	2,047,932.00
	NO YEAR				2,800,000.00	---	---	719,930.54	---	2,080,069.46
ACCOUNTS RECEIVABLE					1,974,656.67	---	---	---	1,021,524.47	953,132.20
UNFILLED CUSTOMER ORDERS					---	---	---	---	-57,676.00	57,676.00
FUND EQUITIES:					---	---	---	---	---	---
UNOBLIGATED BALANCE					-4,072,434.02	---	---	---	-2,209,464.78	-1,862,969.24
ACCOUNTS PAYABLE					-546,121.68	---	---	---	251,938.30	-798,059.98
UNDELIVERED ORDERS					-9,231,856.63	---	---	---	710,427.79	-9,942,284.42
SUBTOTAL	20	0173			0-	18,423,000.00	---	18,706,250.22	-283,250.22	0-

**APPROPRIATION, OUTLAYS, AND BALANCES - Continued**

Appropriation or Fund Account Title	Period of Availability	Account Symbol		Balances beginning of fiscal year	Appropriations and other obligational authority <sup>1</sup>	Transfers borrowings and investments (net) <sup>2</sup>	Outlays (net)	Balances withdrawn and other transactions <sup>3</sup>	Balances end or fiscal year <sup>4</sup>
		Dept. Reg	Account No.						
INVESTMENT IN FUND ANTICIPATION NOTES, OFFICE OF THE SECRETARY, TREASURY FUND RESOURCES:									
UNDISBURSED FUNDS	NO YEAR	20	1865	373,577,624.14	14,948,160.71	-----	-----	-----	388,525,784.85
FUND EQUITIES:									
UNOBLIGATED BALANCE				-373,577,624.14	-----	-----	-----	14,948,160.71	-388,525,784.85
SUBTOTAL	20		1865	-0-	14,948,160.71			14,948,160.71	-0-
<b>SPECIAL FUND ACCOUNTS</b>									
PRESIDENTIAL ELECTION CAMPAIGN FUND FUND RESOURCES:									
UNDISBURSED FUNDS	NO YEAR	20	5081	30,311,106.78	69,754,663.00	-----	568,434.92	-----	99,497,334.86
FUND EQUITIES:									
UNOBLIGATED BALANCE				-30,311,106.78	-----	-----	-----	69,186,228.08	-99,497,334.86
SUBTOTAL	20		5081	-0-	69,754,663.00		568,434.92	69,186,228.08	-0-
TREASURY FORFEITURE FUND FUND RESOURCES:									
UNDISBURSED FUNDS	NO YEAR	20	5697	101,936,568.53	184,278,691.19	-----	143,533,421.45	-----	142,681,838.27
ACCOUNTS RECEIVABLE				2,794,398.60	-----	-----	-----	1,785,392.12	1,009,006.48
UNFILLED CUSTOMER ORDERS				-----	-----	-----	-----	-129,071.00	129,071.00
FUND EQUITIES:									
UNOBLIGATED BALANCE				-38,754,703.43	-----	-----	-----	18,931,896.33	-57,686,599.76
ACCOUNTS PAYABLE				-42,028,458.93	-----	-----	-----	-29,960,694.85	-12,067,764.08
UNDELIVERED ORDERS				-23,947,804.77	-----	-----	-----	50,117,747.14	-74,065,551.91
SUBTOTAL	20		5697	-0-	184,278,691.19		143,533,421.45	40,745,269.74	-0-
<b>PUBLIC ENTERPRISE FUNDS</b>									
EXCHANGE STABILIZATION FUND, OFFICE OF THE SECRETARY, TREASURY FUND RESOURCES:									
UNDISBURSED FUNDS	NO YEAR	20	4444	16,981,884,409.50	-----	-\$1,689,079,326.73	-1,326,398,167.75	528,110,160.18	16,091,093,090.34
HOLDINGS OF SPECIAL DRAWING RIGHTS				9,202,914,139.90	-----	-----	-----	-768,089,556.43	9,971,003,696.33
INVESTMENTS IN PUBLIC DEBT SECURITIES				5,636,689,744.65	-----	1,689,079,326.73	-----	-----	7,325,769,071.38
ACCOUNTS RECEIVABLE				145,349,354.26	-----	-----	-----	-30,553,045.55	175,902,399.81
FUND EQUITIES:									
UNOBLIGATED BALANCE				-16,948,971,631.86	-----	-----	-----	1,354,298,017.08	-18,303,269,648.94
ACCOUNTS PAYABLE				-15,017,866,016.45	-----	-----	-----	242,632,592.47	-15,260,498,608.92
SUBTOTAL	20		4444	-0-	-----	-----	-1,326,398,167.75	1,326,398,167.75	-0-
<b>INTRAGOVERNMENTAL FUNDS</b>									
WORKING CAPITAL FUND, DEPARTMENT OF THE TREASURY FUND RESOURCES:									
UNDISBURSED FUNDS	NO YEAR	20	4501	73,906,829.33	-----	-----	-17,371,808.54	-----	91,278,637.87
ACCOUNTS RECEIVABLE				103,341.10	-----	-----	-----	-775,622.20	878,963.30
UNFILLED CUSTOMER ORDERS				360,546.14	-----	-----	-----	-3,441,148.16	3,801,694.30
FUND EQUITIES:									
ACCOUNTS PAYABLE				-71,833,284.85	-----	-----	-----	20,324,316.32	-92,157,601.17
UNDELIVERED ORDERS				-2,537,431.72	-----	-----	-----	1,264,262.58	-3,801,694.30
SUBTOTAL	20		4501	-0-	-----	-----	-17,371,808.54	17,371,808.54	-0-
<b>TRUST FUND ACCOUNTS</b>									
GIFTS AND BEQUESTS, TREASURY FUND RESOURCES:									
UNDISBURSED FUNDS	NO YEAR	20	8790	1,843.31	32,779.77	-20,494.42	12,137.11	-----	1,991.55
INVESTMENTS IN PUBLIC DEBT SECURITIES				17,675.74	-----	20,494.42	-----	-----	38,170.16
ACCOUNTS RECEIVABLE				139.00	-----	-----	-----	-275.66	414.66
FUND EQUITIES:									
UNOBLIGATED BALANCE				-17,916.26	-----	-----	-----	13,240.11	-31,156.37
ACCOUNTS PAYABLE				-540.00	-----	-----	-----	1,595.00	-2,135.00
UNDELIVERED ORDERS				-1,201.79	-----	-----	-----	6,083.21	-7,285.00
SUBTOTAL	20		8790	-0-	32,779.77		12,137.11	20,642.66	-0-
TOTAL, DEPARTMENTAL OFFICES				-----	426,519,521.67	-----	-1,052,357,634.58	1,478,877,156.25	-----

APPROPRIATION, OUTLAYS, AND BALANCES - Continued

Appropriation or Fund Account Title	Period of Availability	Account Symbol			Balances beginning of fiscal year	Appropriations and other obligational authority <sup>1</sup>	Transfers borrowings and investments (net) <sup>2</sup>	Outlays (net)	Balances withdrawn and other transactions <sup>3</sup>	Balances end or fiscal year <sup>4</sup>
		Dept Req	Tr Fm	Account No						
<b>FEDERAL LAW ENFORCEMENT TRAINING CENTER</b>										
<b>GENERAL FUND ACCOUNTS</b>										
SALARIES AND EXPENSES, FEDERAL LAW ENFORCEMENT TRAINING CENTER										
FUND RESOURCES:										
UNDISBURSED FUNDS	1994	20		0104	-----	\$47,445,000.00	-\$31,800.00	\$38,856,701.61	-----	\$8,556,498.39
	1993				\$9,621,454.55	-----	55,600.00	6,219,509.20	-----	3,457,545.35
	1992				1,814,312.31	-----	-----	41,693.02	-----	1,772,619.29
	1991				1,194,770.54	-----	-----	179,428.52	-----	1,015,342.02
	1990				1,154,989.06	-----	-----	-335.34	-----	1,155,324.40
	1989				1,208,300.34	-----	-----	-----	\$1,208,300.34	-----
	NO YEAR				1,514,057.42	-----	-----	1,260,108.19	-----	253,949.23
FUNDS HELD OUTSIDE THE TREASURY										
	1993				55,600.00	-----	31,800.00	-----	-----	31,800.00
ACCOUNTS RECEIVABLE					3,281,395.95	-----	-----	-----	757,044.19	2,524,351.76
UNFILLED CUSTOMER ORDERS					-----	-----	-----	-----	-1,796,287.31	1,796,287.31
FUND EQUITIES:										
UNOBLIGATED BALANCE					-5,630,348.62	-----	-----	-----	620,309.87	-6,250,658.49
ACCOUNTS PAYABLE					-3,257,042.42	-----	-----	-----	-1,566,642.42	-1,690,400.00
UNDELIVERED ORDERS					-10,957,489.13	-----	-----	-----	1,665,170.13	-12,622,659.26
SUBTOTAL	20			0104	-0-	47,445,000.00	-----	46,557,105.20	887,894.80	-0-
ACQUISITION, CONSTRUCTION, IMPROVEMENTS, AND RELATED EXPENSES, FEDERAL LAW ENFORCEMENT TRAINING CENTER										
FUND RESOURCES:										
UNDISBURSED FUNDS	NO YEAR	20		0105	41,654,249.51	12,712,000.00	-----	8,582,778.10	-----	45,783,471.41
FUND EQUITIES:										
UNOBLIGATED BALANCE					-34,734,454.15	-----	-----	-----	-270,971.31	-34,463,482.84
ACCOUNTS PAYABLE					-57,798.43	-----	-----	-----	-47,676.93	-10,121.50
UNDELIVERED ORDERS					-6,861,996.93	-----	-----	-----	4,447,870.14	-11,309,867.07
SUBTOTAL	20			0105	-0-	12,712,000.00	-----	8,582,778.10	4,129,221.90	-0-
TOTAL, FEDERAL LAW ENFORCEMENT TRAINING CENTER										
					-----	60,157,000.00	-----	55,139,883.30	5,017,116.70	-----
<b>FINANCIAL MANAGEMENT SERVICE</b>										
<b>GENERAL FUND ACCOUNTS</b>										
SALARIES AND EXPENSES, FINANCIAL MANAGEMENT SERVICE, TREASURY										
FUND RESOURCES:										
UNDISBURSED FUNDS	1994	20		1801	-----	198,338,000.00	-5,700.00	176,391,083.50	-----	21,941,216.50
	1993				24,661,029.91	-----	2,000.00	19,155,061.76	-----	5,507,968.15
	1992				10,637,634.69	-----	-----	5,760,829.35	-----	4,876,805.34
	1991				7,298,365.55	-----	-----	1,529,242.63	-----	5,769,122.92
	1990				5,620,172.54	-----	-----	878,021.29	-----	4,742,151.25
	1989				4,487,122.91	-3,537,842.73	-----	949,280.18	-----	-----
	NO YEAR				31,247,649.14	15,076,842.73	-----	11,446,131.85	-----	34,878,360.02
FUNDS HELD OUTSIDE THE TREASURY										
	1993				2,000.00	-----	5,700.00	-----	-----	5,700.00
ACCOUNTS RECEIVABLE					5,942,141.85	-----	-----	-----	-1,757,205.66	7,699,347.51
UNFILLED CUSTOMER ORDERS					2,090,647.15	-----	-----	-----	-2,185,784.96	4,276,432.11
FUND EQUITIES:										
UNOBLIGATED BALANCE					-20,545,752.27	-----	-----	-----	1,799,258.67	-22,345,010.94
ACCOUNTS PAYABLE					-23,218,228.14	-----	-----	-----	7,896,278.46	-31,114,504.60
UNDELIVERED ORDERS					-48,222,785.33	-----	-----	-----	-11,985,197.07	-36,237,588.26
SUBTOTAL	20			1801	-0-	209,877,000.00	-----	216,109,650.56	-6,232,650.56	-0-
ENERGY SECURITY RESERVE, DEPARTMENT OF THE TREASURY										
FUND RESOURCES:										
UNDISBURSED FUNDS	NO YEAR	20		0112	824,378,984.96	-----	-----	81,254,122.58	-----	743,124,862.38
FUND EQUITIES:										
UNOBLIGATED BALANCE					-304,934,267.76	-----	-----	-----	-86,322.18	-304,847,945.58
UNDELIVERED ORDERS					-519,444,717.20	-----	-----	-----	-81,167,800.40	-438,276,916.80
SUBTOTAL	20			0112	-0-	-----	-----	81,254,122.58	-81,254,122.58	-0-

**APPROPRIATION, OUTLAYS, AND BALANCES - Continued**

Appropriation or Fund Account		Account Symbol			Balances beginning of fiscal year	Appropriations and other obligatory authority <sup>1</sup>	Transfers borrowings and investments (net) <sup>2</sup>	Outlays (net)	Balances withdrawn and other transactions <sup>3</sup>	Balances end or fiscal year <sup>4</sup>
Title	Period of Availability	Dept. Reg	Tr. Fr	Account No.						
BIOMASS ENERGY DEVELOPMENT, TREASURY										
FUND RESOURCES:										
UNDISBURSED FUNDS	NO YEAR	20		0114	9,984,328.55	-16,275,000.00	-----	-14,079,991.93	-----	7,789,320.48
DEPARTMENT OF ENERGY	NO YEAR	89	20	0114	24,754,350.90	-----	-----	865,228.47	-----	23,889,122.43
FUND EQUITIES:										
UNOBLIGATED BALANCE					-32,519,750.32	-----	-----	-----	-2,839,030.94	-29,680,719.38
UNDELIVERED ORDERS					-2,218,929.13	-----	-----	-----	-221,205.60	-1,997,723.53
SUBTOTAL		20		0114	-0-	-16,275,000.00	-----	-13,214,763.46	-3,060,236.54	-0-
RELIEF OF INDIVIDUALS AND OTHERS BY PRIVATE AND PUBLIC LAWS										
FUND RESOURCES:										
UNDISBURSED FUNDS	NO YEAR	20		1706	1,219,948.78	28,500.00	-----	778,500.00	-----	469,948.78
FUND EQUITIES:										
UNOBLIGATED BALANCE					-1,219,948.78	-----	-----	-----	-1,219,948.78	-----
ACCOUNTS PAYABLE					-0-	28,500.00	-----	778,500.00	-750,000.00	-0-
SUBTOTAL		20		1706	-0-	28,500.00	-----	778,500.00	-750,000.00	-0-
JUDGEMENTS, COURT OF CLAIMS										
FUND RESOURCES:										
UNDISBURSED FUNDS	NO YEAR	20		1740	-----	39,338,078.69	-----	39,338,078.69	-----	-----
JUDGEMENTS, UNITED STATES COURTS										
FUND RESOURCES:										
UNDISBURSED FUNDS	NO YEAR	20		1741	-----	367,137,456.34	-----	367,137,456.34	-----	-----
CLAIMS FOR DAMAGES										
FUND RESOURCES:										
UNDISBURSED FUNDS	NO YEAR	20		1742	-----	24,787,743.92	-----	24,787,743.92	-----	-----
CLAIMS FOR CONTRACT DISPUTES										
FUND RESOURCES:										
UNDISBURSED FUNDS	NO YEAR	20		1743	-----	71,792,401.30	-----	71,792,401.30	-----	-----
HUD PUBLIC HOUSING INTEREST SUBSIDY PAYMENTS, FINANCIAL MANAGEMENT SERVICE										
FUND RESOURCES:										
UNDISBURSED FUNDS	NO YEAR	20		1810	174,058,933.12	-----	-----	-----	-----	174,058,933.12
FUND EQUITIES:										
UNOBLIGATED BALANCE					-174,058,933.12	-----	-----	-----	-----	-174,058,933.12
SUBTOTAL		20		1810	-0-	-----	-----	-----	-----	-0-
PAYMENTS TO THE FARM CREDIT SYSTEM FINANCIAL ASSISTANCE CORPORATION, LIQUIDATING ACCOUNT, FINANCIAL MANAGEMENT SERVICE										
FUND RESOURCES:										
UNDISBURSED FUNDS	1994	20		1850	-----	62,696,000.00	-----	56,868,855.26	-----	5,827,144.74
	1993				7,349,815.80	-----	-----	-----	-----	7,349,815.80
	1992				35,341,815.80	-----	-----	-----	-----	35,341,815.80
	1991				12,894,704.71	-----	-----	-----	-----	12,894,704.71
FUND EQUITIES:										
UNOBLIGATED BALANCE					-55,586,336.31	-----	-----	-----	5,827,144.74	-61,413,481.05
SUBTOTAL		20		1850	-0-	62,696,000.00	-----	56,868,855.26	5,827,144.74	-0-
PAYMENT TO THE RESOLUTION FUNDING CORPORATION, TREASURY										
FUND RESOURCES:										
UNDISBURSED FUNDS	NO YEAR	20		1851	-----	2,328,305,232.73	-----	2,328,305,232.73	-----	-----
INTEREST ON UNINVESTED FUNDS, TREASURY DEPARTMENT										
FUND RESOURCES:										
UNDISBURSED FUNDS	NO YEAR	20		1860	15,017,121.81	2,817,725.71	-----	3,418,386.02	-----	14,416,461.50
FUND EQUITIES:										
ACCOUNTS PAYABLE					-15,017,121.81	-----	-----	-----	-600,660.31	-14,416,461.50
SUBTOTAL		20		1860	-0-	2,817,725.71	-----	3,418,386.02	-600,660.31	-0-

FOOTNOTES AT END OF CHAPTER

APPROPRIATION, OUTLAYS, AND BALANCES - Continued

Appropriation or Fund Account		Account Symbol			Balances beginning of fiscal year	Appropriations and other obligational authority <sup>1</sup>	Transfers borrowings and investments (net) <sup>2</sup>	Outlays (net)	Balances withdrawn and other transactions <sup>3</sup>	Balances end or fiscal year <sup>4</sup>
Title	Period of Availability	Dept. Rep	Tr. Fm	Account No.						
<b>FINANCIAL MANAGEMENT SERVICE-CONTINUED</b>										
<b>GENERAL FUND ACCOUNTS-CONTINUED</b>										
INTEREST PAID ON UNINVESTED FUNDS, TREASURY DEPARTMENT FUND RESOURCES: UNDISBURSED FUNDS	NO YEAR	20		1880		\$992,008,896.41		\$992,008,896.41		
<b>SPECIAL FUND ACCOUNTS</b>										
CLEAN COAL TECHNOLOGY RESERVE, DEPARTMENT OF THE TREASURY FUND RESOURCES: UNDISBURSED FUNDS	NO YEAR	20		5085	\$350,000,000.00					\$350,000,000.00
FUND EQUITIES: UNOBLIGATED BALANCE					-350,000,000.00					-350,000,000.00
					-0-					-0-
<b>TRUST FUND ACCOUNTS</b>										
REBATE OF SAINT LAWRENCE SEAWAY TOLLS, TREASURY FUND RESOURCES: UNDISBURSED FUNDS	NO YEAR	20		8865	1,504,362.00	9,546,557.02		11,050,919.02		
FUND EQUITIES: UNOBLIGATED BALANCE					-1,504,362.00				-\$1,504,362.00	
					-0-	9,546,557.02		11,050,919.02	-1,504,362.00	-0-
ESTHER CATTELL SCHMITT GIFT FUND, TREASURY FUND RESOURCES: UNDISBURSED FUNDS	NO YEAR	20		8902	5,713.07	39,165.00	-\$3,127.50	25,601.45		16,149.12
UNREALIZED DISCOUNT ON INVESTMENTS					3,127.50		3,127.50			6,255.00
INVESTMENTS IN PUBLIC DEBT SECURITIES					310,000.00					310,000.00
UNFILLED CUSTOMER ORDERS					9,637.88				9,637.88	
FUND EQUITIES: UNOBLIGATED BALANCE					-318,840.57				3,925.66	-322,766.23
ACCOUNTS PAYABLE					-9,637.88				.01	-9,637.89
					-0-	39,165.00		25,601.45	13,563.55	-0-
TOTAL, FINANCIAL MANAGEMENT SERVICE .....						4,092,099,757.12		4,179,661,080.82	-87,561,323.70	
<b>FEDERAL FINANCING BANK</b>										
<b>INTRAGOVERNMENTAL FUNDS</b>										
FEDERAL FINANCING BANK REVOLVING FUND, TREASURY FUND RESOURCES: UNDISBURSED FUNDS	NO YEAR	20		4521	338,124,594.15			-702,174.34		338,826,768.49
ACCOUNTS RECEIVABLE					2,794,102,459.40				424,040,652.57	\$2,370,061,806.83
FUND EQUITIES: UNOBLIGATED BALANCE					2,033,626,822.83				-80,549,619.79	\$2,114,176,442.62
ACCOUNTS PAYABLE					-5,165,853,876.38				-342,788,858.44	\$-4,823,065,017.94
					-0-			-702,174.34	702,174.34	-0-
TOTAL, FEDERAL FINANCING BANK .....								-702,174.34	702,174.34	

**APPROPRIATION, OUTLAYS, AND BALANCES - Continued**

Appropriation or Fund Account		Account Symbol			Balances beginning of fiscal year	Appropriations and other obligational authority <sup>1</sup>	Transfers borrowings and investments (net) <sup>2</sup>	Outlays (net)	Balances withdrawn and other transactions <sup>3</sup>	Balances end or fiscal year <sup>4</sup>
Title	Period of Availability	Dept Reg	Account No.	Sub No.						
<b>BUREAU OF ALCOHOL, TOBACCO AND FIREARMS</b>										
<b>GENERAL FUND ACCOUNTS</b>										
SALARIES AND EXPENSES, BUREAU OF ALCOHOL, TOBACCO AND FIREARMS										
FUND RESOURCES:										
UNDISBURSED FUNDS	1994	20	1000		---	374,473,280.00	-1,911,395.25	351,936,887.73	---	20,624,997.02
	1993				28,477,434.65	---	1,833,616.97	26,277,543.85	---	4,033,507.77
	1992				4,797,117.95	---	---	622,516.35	---	4,174,601.60
	1991				4,068,009.51	---	---	242,307.27	---	3,825,702.24
	1990				4,837,231.24	---	---	367,919.28	---	4,469,311.96
	1989				2,683,212.36	---	---	231,971.78	2,451,240.58	---
	NO YEAR				4,670,428.19	---	---	2,902,094.43	---	1,768,333.76
FUNDS HELD OUTSIDE THE TREASURY					---	---	1,911,395.25	---	---	1,911,395.25
	1993				1,833,616.97	---	-1,833,616.97	---	---	---
ACCOUNTS RECEIVABLE					10,954,715.46	---	---	---	-3,214,256.88	14,168,972.34
UNFILLED CUSTOMER ORDERS					2,168,720.22	---	---	---	-4,828,946.64	6,997,666.86
FUND EQUITIES:										
UNOBLIGATED BALANCE					-16,131,058.05	---	---	---	-4,971,732.15	-11,159,325.90
ACCOUNTS PAYABLE					-12,652,441.48	---	---	---	7,800,057.19	-20,452,498.67
UNDELIVERED ORDERS					-35,706,987.02	---	---	---	-5,344,322.79	-30,362,664.23
	SUBTOTAL	20	1000		-0-	374,473,280.00	---	382,581,240.69	-8,107,960.69	-0-
<b>SPECIAL FUND ACCOUNTS</b>										
INTERNAL REVENUE, COLLECTIONS FOR PUERTO RICO										
FUND RESOURCES:										
UNDISBURSED FUNDS	NO YEAR	20	5737		---	200,670,313.39	---	200,670,313.39	---	---
TOTAL, BUREAU OF ALCOHOL, TOBACCO AND FIREARMS					---	575,143,593.39	---	583,251,554.08	-8,107,960.69	---
<b>UNITED STATES CUSTOMS SERVICE</b>										
<b>GENERAL FUND ACCOUNTS</b>										
SALARIES AND EXPENSES, UNITED STATES CUSTOMS SERVICE										
FUND RESOURCES:										
UNDISBURSED FUNDS	1994	20	0602		---	1,360,665,009.00	-2,432,822.76	<sup>10</sup> 1,265,289,711.37	---	92,942,474.87
	1993				118,027,761.99	---	3,925,153.47	91,710,117.50	---	30,242,797.96
	1992-93				3,924,477.73	---	---	3,316,010.69	---	608,467.04
	1992				32,270,199.20	---	---	7,229,244.53	---	25,040,954.67
	1991				45,831,362.55	---	---	5,226,915.93	---	40,604,446.62
	1990				16,872,674.34	---	---	2,670,930.26	---	14,201,744.08
	1989				21,781,350.20	-3,372,000.00	---	1,253,601.25	17,155,748.95	---
	NO YEAR				7,915,560.85	3,372,000.00	---	1,448,198.15	---	9,839,362.70
FUNDS HELD OUTSIDE THE TREASURY					---	---	2,432,822.76	---	---	2,432,822.76
	1993				3,925,153.47	---	-3,925,153.47	---	---	---
ACCOUNTS RECEIVABLE					80,467,004.87	---	---	---	-13,522,309.33	93,989,314.20
UNFILLED CUSTOMER ORDERS					34,395,562.43	---	---	---	-44,151,566.17	78,547,128.60
FUND EQUITIES:										
UNOBLIGATED BALANCE					-63,834,992.47	---	---	---	2,577,283.47	-66,412,275.94
ACCOUNTS PAYABLE					-50,872,582.16	---	---	---	10,577,483.36	-61,450,065.52
UNDELIVERED ORDERS					-250,703,533.00	---	---	---	9,883,639.04	-260,587,172.04
	SUBTOTAL	20	0602		-0-	1,360,665,009.00	---	1,378,144,729.68	-17,479,720.68	-0-
OPERATION AND MAINTENANCE, AIR AND MARINE INTERDICTION PROGRAMS, UNITED STATES CUSTOMS SERVICE										
FUND RESOURCES:										
UNDISBURSED FUNDS	1994	20	0604		---	47,863,000.00	---	<sup>11</sup> 27,227,874.71	---	20,635,125.29
	1993				29,337,048.99	---	---	16,760,444.58	---	12,576,604.41
	NO YEAR				117,771,735.90	---	---	60,778,444.31	---	56,993,291.59
ACCOUNTS RECEIVABLE					23,564,462.83	---	---	---	1,395,857.00	22,168,605.83
UNFILLED CUSTOMER ORDERS					26,190,963.68	---	---	---	25,993,038.72	197,924.96
FUND EQUITIES:										
UNOBLIGATED BALANCE					-70,663,844.43	---	---	---	-33,524,870.34	-37,138,974.09
ACCOUNTS PAYABLE					-8,740,662.32	---	---	---	-2,566,918.18	-6,173,744.14
UNDELIVERED ORDERS					-117,459,704.65	---	---	---	-48,200,870.80	-69,258,833.85
	SUBTOTAL	20	0604		-0-	47,863,000.00	---	104,766,763.60	-56,903,763.60	-0-

FOOTNOTES AT END OF CHAPTER



APPROPRIATION, OUTLAYS, AND BALANCES - Continued

Appropriation or Fund Account		Account Symbol			Balances beginning of fiscal year	Appropriations and other obligational authority <sup>1</sup>	Transfers borrowings and investments (net) <sup>2</sup>	Outlays (net)	Balances withdrawn and other transactions <sup>3</sup>	Balances end or fiscal year <sup>4</sup>
Title	Period of Availability	Dept. Reg	Tr. Fm	Account No						
<b>UNITED STATES CUSTOMS SERVICE-CONTINUED</b>										
<b>GENERAL FUND ACCOUNTS-CONTINUED</b>										
OPERATIONS AND MAINTENANCE, CUSTOMS P-3										
DRUG INTERDICTION PROGRAM, UNITED STATES										
CUSTOMS SERVICE										
FUND RESOURCES										
UNDISBURSED FUNDS	1994	20		0607		\$28,000,000.00		\$13,365,753.85		\$14,634,246.15
	1993					\$14,847,645.39		8,553,785.07		6,293,860.32
ACCOUNTS RECEIVABLE						23,061.39			-\$84,565.31	107,626.70
UNFILLED CUSTOMER ORDERS									-166,184.93	166,184.93
FUND EQUITIES										
UNOBLIGATED BALANCE						-3,519,294.69			146,233.85	-3,665,528.54
ACCOUNTS PAYABLE						-565,137.96			1,143,170.17	-1,708,308.13
UNDELIVERED ORDERS						-10,786,274.13			5,041,807.30	-15,828,081.43
						-0-			6,080,461.08	-0-
							28,000,000.00	21,919,538.92		
CUSTOMS FACILITIES, CONSTRUCTION, IMPROVEMENTS AND RELATED EXPENSES										
FUND RESOURCES										
UNDISBURSED FUNDS	NO YEAR	20		0608		34,597,144.69	5,000,000.00	2,236,380.85		37,360,763.84
ACCOUNTS RECEIVABLE									-464,108.65	464,108.65
FUND EQUITIES										
UNOBLIGATED BALANCE						-25,792,809.63			2,152,802.35	-27,945,611.98
ACCOUNTS PAYABLE						-149,404.26			110,766.57	-260,170.83
UNDELIVERED ORDERS						-8,654,930.80			964,158.88	-9,619,089.68
						-0-			2,763,619.15	-0-
							5,000,000.00	2,236,380.85		
AIR AND MARINE INTERDICTION PROGRAMS, PROCUREMENT, UNITED STATES CUSTOMS SERVICE										
FUND RESOURCES										
UNDISBURSED FUNDS	NO YEAR	20		0609		17,085,838.93	21,093,000.00	15,037,960.89		23,140,878.04
ACCOUNTS RECEIVABLE						730,035.08			-6,370,429.81	7,100,464.89
UNFILLED CUSTOMER ORDERS						6,200,149.54			4,505,204.52	1,694,945.02
FUND EQUITIES										
UNOBLIGATED BALANCE						-10,104,484.38			9,628,088.83	-19,732,573.21
ACCOUNTS PAYABLE						-438,221.53			-91,975.65	-346,245.88
UNDELIVERED ORDERS						-13,473,317.64			-1,615,848.78	-11,857,468.86
						-0-			6,055,039.11	-0-
							21,093,000.00	15,037,960.89		
<b>SPECIAL FUND ACCOUNTS</b>										
REFUNDS, TRANSFERS AND EXPENSES OF OPERATION, PUERTO RICO, UNITED STATES CUSTOMS SERVICE										
FUND RESOURCES										
UNDISBURSED FUNDS	NO YEAR	20		5687		15,579,756.78	164,513,108.56	169,753,445.44		10,339,419.90
ACCOUNTS RECEIVABLE						132,756.00			50,607.08	82,148.92
FUND EQUITIES										
UNOBLIGATED BALANCE						-8,295,062.44			-8,013,559.52	-281,502.92
ACCOUNTS PAYABLE						-1,179,759.53			2,439,896.10	-3,619,655.63
UNDELIVERED ORDERS						-6,237,690.81			282,719.46	-6,520,410.27
						-0-			-5,240,336.88	-0-
							164,513,108.56	169,753,445.44		
CUSTOMS FORFEITURES FUND, UNITED STATES CUSTOMS SERVICE										
FUND RESOURCES										
UNDISBURSED FUNDS	NO YEAR	20		5693		14,740,702.08		3,942,520.45		10,798,181.63
ACCOUNTS RECEIVABLE						1,028,448.16				400,790.96
FUND EQUITIES										
UNOBLIGATED BALANCE						-4,173,993.71			48,921.49	-4,222,915.20
ACCOUNTS PAYABLE						-2,969,125.68			-2,911,680.24	-57,445.44
UNDELIVERED ORDERS						-8,626,030.85			-1,707,418.90	-6,918,611.95
						-0-			3,942,520.45	-0-
								3,942,520.45		
CUSTOMS SERVICES AT SMALL AIRPORTS										
FUND RESOURCES										
UNDISBURSED FUNDS	NO YEAR	20		5694		741,651.84	1,014,350.83	1,107,108.16		648,894.51
ACCOUNTS RECEIVABLE						238,523.44			-13,297.78	251,821.22
FUND EQUITIES										
UNOBLIGATED BALANCE						-928,829.36			-117,132.44	-811,696.92
UNDELIVERED ORDERS						-51,345.92			37,672.89	-89,018.81
						-0-			-92,757.33	-0-
							1,014,350.83	1,107,108.16		
CUSTOMS USER FEES ACCOUNT, UNITED STATES CUSTOMS SERVICE										
FUND RESOURCES										
UNDISBURSED FUNDS	NO YEAR	20		5695		206,350,375.03	260,180,941.96	182,030,485.17		284,500,831.82
ACCOUNTS RECEIVABLE									-10,000.00	10,000.00

**APPROPRIATION, OUTLAYS, AND BALANCES - Continued**

Appropriation or Fund Account		Account Symbol			Balances beginning of fiscal year	Appropriations and other obligational authority <sup>1</sup>	Transfers borrowings and investments (net) <sup>2</sup>	Outlays (net)	Balances withdrawn and other transactions <sup>3</sup>	Balances end or fiscal year <sup>4</sup>
Title	Period of Availability	Dept. Reg	Tr. Fin	Account No.						
<b>FUND EQUITIES:</b>										
UNOBLIGATED BALANCE						-189,458,163.55	-----	-----	68,975,687.69	-258,433,851.24
ACCOUNTS PAYABLE						-3,120,787.43	-----	-----	4,438,412.84	-7,559,200.27
UNDELIVERED ORDERS						-13,771,424.05	-----	-----	4,746,356.26	-18,517,780.31
<b>TRUST FUND ACCOUNTS</b>	<b>SUBTOTAL</b>	<b>20</b>		<b>5695</b>		<b>-0-</b>	<b>260,180,941.96</b>	<b>182,030,485.17</b>	<b>78,150,456.79</b>	<b>-0-</b>
<b>REFUNDS, TRANSFERS AND EXPENSES, UNCLAIMED, ABANDONED, AND SEIZED GOODS, UNITED STATES CUSTOMS SERVICE</b>										
<b>FUND RESOURCES:</b>										
UNDISBURSED FUNDS	NO YEAR	20		8789		6,824,856.09	4,276,645.79	2,935,330.89	-----	8,166,170.99
<b>FUND EQUITIES:</b>										
UNOBLIGATED BALANCE						-4,769,672.17	-----	-----	1,267,991.15	-6,037,663.32
ACCOUNTS PAYABLE						-2,052,982.00	-----	-----	70,499.47	-2,123,481.47
UNDELIVERED ORDERS						-2,201.92	-----	-----	2,824.28	-5,026.20
<b>SUBTOTAL</b>	<b>20</b>			<b>8789</b>		<b>-0-</b>	<b>4,276,645.79</b>	<b>2,935,330.89</b>	<b>1,341,314.90</b>	<b>-0-</b>
<b>TOTAL, UNITED STATES CUSTOMS SERVICE</b>						-----	<b>1,892,606,056.14</b>	<b>1,881,874,264.05</b>	<b>10,731,792.09</b>	-----
<b>BUREAU OF ENGRAVING AND PRINTING</b>										
<b>INTRAGOVERNMENTAL FUNDS</b>										
<b>BUREAU OF ENGRAVING AND PRINTING</b>										
<b>FUND</b>										
<b>FUND RESOURCES:</b>										
UNDISBURSED FUNDS	NO YEAR	20		4502		167,142,997.59	-----	-28,614,419.97	-----	195,757,417.56
FUNDS HELD OUTSIDE THE TREASURY						8,000.00	-----	-----	-----	8,000.00
ACCOUNTS RECEIVABLE						28,156,383.63	-----	-----	-4,957,728.60	33,114,112.23
UNFILLED CUSTOMER ORDERS						70,000,000.00	-----	-----	-3,300,000.00	73,300,000.00
<b>FUND EQUITIES:</b>										
UNOBLIGATED BALANCE						-142,919,587.61	-----	-----	-11,891,023.37	-131,028,564.24
ACCOUNTS PAYABLE						-28,642,459.79	-----	-----	11,028,692.65	-39,671,152.44
UNDELIVERED ORDERS						-93,745,333.82	-----	-----	37,734,479.29	-131,479,813.11
<b>SUBTOTAL</b>	<b>20</b>			<b>4502</b>		<b>-0-</b>	-----	<b>-28,614,419.97</b>	<b>28,614,419.97</b>	<b>-0-</b>
<b>TOTAL, BUREAU OF ENGRAVING AND PRINTING</b>						-----	-----	<b>-28,614,419.97</b>	<b>28,614,419.97</b>	-----
<b>UNITED STATES MINT</b>										
<b>GENERAL FUND ACCOUNTS</b>										
<b>SALARIES AND EXPENSES, BUREAU OF THE MINT</b>										
<b>FUND RESOURCES:</b>										
UNDISBURSED FUNDS	1994	20		1616		-----	54,253,000.00	-30,098.05	46,979,996.65	-----
	1993					6,601,516.20	41,098.05	3,204,266.74	-----	3,438,347.51
	1992					3,147,657.82	-----	1,805,464.61	-----	1,342,193.21
	1991					3,083,750.51	-----	668,986.17	-----	2,414,764.34
	1990					3,141,035.44	-----	1,462,258.80	-----	1,678,776.64
	1989					557,780.67	-----	413,680.35	144,100.32	-----
	NO YEAR					5,161,600.38	1,517,000.00	-----	1,417,386.83	-----
<b>FUNDS HELD OUTSIDE THE TREASURY</b>						-----	-----	30,098.05	-----	5,261,213.55
	1993					41,098.05	-41,098.05	-----	-----	30,098.05
ACCOUNTS RECEIVABLE						1,528,687.45	-----	-----	787,257.94	741,429.51
<b>FUND EQUITIES:</b>										
UNOBLIGATED BALANCE						-7,878,407.73	-----	-----	-457,346.67	-7,421,061.06
ACCOUNTS PAYABLE						-2,042,083.35	-----	-----	1,368,731.80	-3,410,815.15
UNDELIVERED ORDERS						-13,342,635.44	-----	-----	-2,024,783.54	-11,317,851.90
<b>SUBTOTAL</b>	<b>20</b>			<b>1616</b>		<b>-0-</b>	<b>55,770,000.00</b>	<b>55,952,040.15</b>	<b>-182,040.15</b>	<b>-0-</b>

FOOTNOTES AT END OF CHAPTER

**APPROPRIATION, OUTLAYS, AND BALANCES - Continued**

Appropriation or Fund Account		Account Symbol			Balances beginning of fiscal year	Appropriations and other obligational authority <sup>1</sup>	Transfers borrowings and investments (net) <sup>2</sup>	Outlays (net)	Balances withdrawn and other transactions <sup>3</sup>	Balances end of fiscal year <sup>4</sup>
Title	Period of Availability	Dept. Reg	Tr. Fm	Account No.						
<b>UNITED STATES MINT-CONTINUED</b>										
<b>INTRAGOVERNMENTAL FUNDS</b>										
NUMISMATIC PUBLIC ENTERPRISE FUND.										
UNITED STATES MINT										
FUND RESOURCES:										
UNDISBURSED FUNDS	NO YEAR	20		4504	\$104,280,968.01	-----	-\$11,000.00	\$21,658,482.35	<sup>1</sup> \$10,000,000.00	\$72,611,485.66
FUNDS HELD OUTSIDE THE TREASURY					-----	-----	11,000.00	-----	-----	11,000.00
ACCOUNTS RECEIVABLE					3,534,348.50	-----	-----	-----	-1,538,892.47	5,073,240.97
FUND EQUITIES:										
UNOBLIGATED BALANCE					-71,941,707.34	-----	-----	-----	-41,123,607.35	-30,818,099.99
ACCOUNTS PAYABLE					-10,347,694.77	-----	-----	-----	5,765,218.96	-16,112,913.73
UNDELIVERED ORDERS					-25,525,914.40	-----	-----	-----	5,238,798.51	-30,764,712.91
SUBTOTAL	20			4504	0-	-----	-----	21,658,482.35	-21,658,482.35	0-
<b>SPECIAL FUND ACCOUNTS</b>										
COINAGE PROFIT FUND, BUREAU OF THE MINT										
FUND RESOURCES:										
UNDISBURSED FUNDS	NO YEAR	20		5811	22,615,284.61	-\$627,113.28	-----	19,864,188.58	-----	2,123,982.75
FUND EQUITIES:										
UNOBLIGATED BALANCE					-28,080,347.70	-----	-----	-----	-26,894,351.27	-1,185,996.43
ACCOUNTS PAYABLE					5,973,633.49	-----	-----	-----	6,466,660.76	-493,027.27
UNDELIVERED ORDERS					-508,570.40	-----	-----	-----	-63,611.35	-444,959.05
SUBTOTAL	20			5811	0-	-627,113.28	-----	19,864,188.58	-20,491,301.86	0-
TOTAL, UNITED STATES MINT					-----	55,142,886.72	-----	97,474,711.08	-42,331,824.36	-----
<b>BUREAU OF THE PUBLIC DEBT</b>										
<b>GENERAL FUND ACCOUNTS</b>										
ADMINISTERING THE PUBLIC DEBT										
FUND RESOURCES:										
UNDISBURSED FUNDS	1994	20		0560	-----	183,899,000.00	-24,000.00	161,977,921.94	-----	21,897,078.06
	1993				24,263,483.18	-----	26,000.00	16,391,509.51	-----	7,897,973.67
	1992				10,314,526.93	-----	-----	1,401,540.27	-----	8,912,986.66
	1991				7,564,660.26	-----	-----	200,414.04	-----	7,364,246.22
	1990				5,019,150.24	-----	-----	540,722.21	-----	4,478,428.03
	1989				1,977,774.57	-----	-----	9,990.98	1,967,783.59	-----
FUNDS HELD OUTSIDE THE TREASURY	NO YEAR				4,851,520.83	-----	-----	196,835.50	-----	4,654,685.33
ACCOUNTS RECEIVABLE	1993				-----	-----	24,000.00	-----	-----	24,000.00
					26,000.00	-----	-26,000.00	-----	-----	-----
ACCOUNTS RECEIVABLE					1,923,053.40	-----	-----	-----	676,134.93	1,246,918.47
FUND EQUITIES:										
UNOBLIGATED BALANCE					-31,137,768.01	-----	-----	-----	5,628,804.02	-36,766,572.03
ACCOUNTS PAYABLE					-7,604,538.92	-----	-----	-----	1,077,002.71	-8,681,541.63
UNDELIVERED ORDERS					-17,197,862.48	-----	-----	-----	-6,169,659.70	-11,028,202.78
SUBTOTAL	20			0560	0-	183,899,000.00	-----	180,718,934.45	3,180,065.55	0-
REIMBURSEMENTS TO THE FEDERAL RESERVE										
BANKS, TREASURY										
FUND RESOURCES:										
UNDISBURSED FUNDS	NO YEAR	20		0562	32,518,998.76	122,560,000.00	-----	121,732,801.35	-----	33,346,197.41
FUND EQUITIES:										
ACCOUNTS PAYABLE					-32,518,998.76	-----	-----	-----	340,086.92	-32,859,085.68
UNDELIVERED ORDERS					-----	-----	-----	-----	487,111.73	-487,111.73
SUBTOTAL	20			0562	0-	122,560,000.00	-----	121,732,801.35	827,198.65	0-
PAYMENT OF GOVERNMENT LOSSES IN SHIPMENT										
FUND RESOURCES:										
UNDISBURSED FUNDS	NO YEAR	20		1710	171,499.59	500,000.00	-----	148,620.06	-----	522,879.53
ACCOUNTS RECEIVABLE					1,333.69	-----	-----	-----	1,333.69	-----
FUND EQUITIES:										
UNOBLIGATED BALANCE					-172,833.28	-----	-----	-----	324,191.60	-497,024.88
ACCOUNTS PAYABLE					-----	-----	-----	-----	803.91	-803.91
UNDELIVERED ORDERS					-----	-----	-----	-----	25,050.74	-25,050.74
SUBTOTAL	20			1710	0-	500,000.00	-----	148,620.06	351,379.94	0-
TOTAL, BUREAU OF THE PUBLIC DEBT					-----	306,959,000.00	-----	302,600,355.86	4,358,644.14	-----

**APPROPRIATION, OUTLAYS, AND BALANCES - Continued**

Appropriation or Fund Account Title	Period of Availability	Account Symbol			Balances beginning of fiscal year	Appropriations and other obligational authority <sup>1</sup>	Transfers borrowings and investments (net) <sup>2</sup>	Outlays (net)	Balances withdrawn and other transactions <sup>3</sup>	Balances end of fiscal year <sup>4</sup>
		Dept. Req	Tr Fm	Account No.						
<b>INTERNAL REVENUE SERVICE</b>										
<b>GENERAL FUND ACCOUNTS</b>										
ADMINISTRATION AND MANAGEMENT, INTERNAL REVENUE SERVICE FUND RESOURCES:										
UNDISBURSED FUNDS	1994	20		0911	---	171,088,000.00	---	154,193,845.82	---	16,894,154.18
	1993				7,105,614.92	---	2,743,961.01	---	---	4,361,653.91
	1992				253,314.30	---	-3,417,459.03	---	---	3,670,773.33
	1991				3,862,804.35	---	411,356.94	---	---	3,451,447.41
	1990				3,258,440.24	---	295,731.51	---	---	2,962,708.73
	1989				1,495,322.84	---	760,763.22	---	---	---
	NO YEAR				1,069,618.65	---	---	734,559.62	---	---
	PRIOR YEARS				-21,020.41	---	-21,020.41	---	---	1,048,598.24
ACCOUNTS RECEIVABLE					-21,020.41	---	---	---	---	---
UNFILLED CUSTOMER ORDERS					10,411,524.11	---	---	5,148,727.74	---	5,262,796.37
FUND EQUITIES:					---	---	---	-43,340.50	---	43,340.50
UNOBLIGATED BALANCE					-6,530,281.78	---	---	---	---	---
ACCOUNTS PAYABLE					-8,373,565.73	---	---	---	---	-5,677,538.45
UNDELIVERED ORDERS					-12,531,771.49	---	---	---	---	-9,533,279.91
	SUBTOTAL	20		0911	-0-	171,088,000.00	---	154,988,199.47	16,099,800.53	-22,484,654.31
PROCESSING TAX RETURNS, & ASSISTANCE, INTERNAL REVENUE SERVICE FUND RESOURCES:					---	---	---	---	---	-0-
UNDISBURSED FUNDS	1994	20		0912	---	1,704,229,000.00	-3,520,951.72	<sup>131</sup> 539,871,613.92	---	160,836,434.36
	1993				162,686,423.13	---	3,485,601.27	118,881,122.55	---	47,290,901.85
	1992				8,578,632.96	---	2,394,701.36	-2,665,138.06	---	13,638,472.38
	1991				-10,663,718.78	---	668,490.88	-26,301,075.74	---	16,305,847.84
	1990				-4,483,690.50	5,000,000.00	---	-1,897,969.02	---	2,414,278.52
	1989				21,835,186.96	---	---	21,674,903.09	160,283.87	---
	NO YEAR				61,158,182.47	---	-633,804.18	13,068,541.43	---	47,455,836.86
	PRIOR YEARS				-8,325,641.90	---	633,804.18	-7,691,837.72	---	---
FUNDS HELD OUTSIDE THE TREASURY					---	---	3,520,951.72	---	---	3,520,951.72
	1993				3,448,943.03	---	-3,485,601.27	---	---	-36,658.24
	1992				2,836,928.35	---	-2,394,701.36	---	---	442,226.99
	1991				668,490.88	---	-668,490.88	---	---	---
ACCOUNTS RECEIVABLE					61,349,799.45	---	---	---	-3,390,322.74	64,740,122.19
UNFILLED CUSTOMER ORDERS					---	---	---	---	-4,519,226.62	4,519,226.62
FUND EQUITIES:					---	---	---	---	---	---
UNOBLIGATED BALANCE					-23,101,404.49	---	---	---	11,391,394.87	-34,492,799.36
ACCOUNTS PAYABLE					-53,630,435.30	---	---	---	54,359,188.73	-107,989,624.03
UNDELIVERED ORDERS					-222,357,686.26	---	---	---	---	-3,712,478.56
	SUBTOTAL	20		0912	-0-	1,709,229,000.00	---	1,654,940,160.45	54,288,839.55	-218,645,217.70
TAX LAW ENFORCEMENT, INTERNAL REVENUE SERVICE FUND RESOURCES:					---	---	---	---	---	-0-
UNDISBURSED FUNDS	1994	20		0913	---	3,995,836,114.00	---	<sup>143</sup> 725,142,916.26	---	270,693,197.74
	1993				188,806,696.31	---	---	130,522,428.11	---	58,284,268.20
	1992-93				85,555.41	---	---	84,217.54	---	1,337.87
	1992				19,970,941.77	---	---	-22,843,070.89	---	42,814,012.66
	1991				34,266,524.97	---	---	27,673,005.95	---	6,593,519.02
	1990				15,073,308.87	-1,000,000.00	---	4,913,881.14	---	9,159,427.73
	1989				24,581,145.22	---	---	22,789,624.47	1,791,520.75	---
	NO YEAR				887,359.23	1,000,000.00	---	159,377.55	---	1,727,981.68
ACCOUNTS RECEIVABLE					93,088,743.19	---	---	---	45,719,751.02	47,368,992.17
UNFILLED CUSTOMER ORDERS					---	---	---	---	-6,230,974.86	6,230,974.86
FUND EQUITIES:					---	---	---	---	---	---
UNOBLIGATED BALANCE					-33,817,420.65	---	---	---	2,786,401.76	-36,603,822.41
ACCOUNTS PAYABLE					-164,349,399.47	---	---	---	3,690,957.64	-168,040,357.11
UNDELIVERED ORDERS					-178,593,454.85	---	---	---	59,636,077.56	-238,229,532.41
	SUBTOTAL	20		0913	-0-	3,995,836,114.00	---	3,888,442,380.13	107,393,733.87	-0-
INVESTIGATIONS AND COLLECTIONS, INTERNAL REVENUE SERVICE FUND RESOURCES:					---	---	---	---	---	-0-
UNDISBURSED FUNDS	1991	20		0914	---	---	---	-13,392.00	---	13,392.00
	1990				20,772,139.78	-4,000,000.00	---	-1,287,572.65	---	18,059,712.43
	1989				24,005,099.86	---	---	22,414,838.59	1,590,261.27	---
	NO YEAR				174,744.48	---	---	---	---	174,744.48
ACCOUNTS RECEIVABLE					14,381,099.87	---	---	---	13,660,690.59	720,409.28
FUND EQUITIES:					---	---	---	---	---	---
UNOBLIGATED BALANCE					-15,826,004.13	---	---	---	---	-13,616,189.97
ACCOUNTS PAYABLE					-10,583,057.41	---	---	---	---	-2,154,629.43
UNDELIVERED ORDERS					-32,924,022.45	---	---	---	---	-8,428,427.98
	SUBTOTAL	20		0914	-0-	-4,000,000.00	---	21,113,873.94	-25,113,873.94	-0-

FOOTNOTES AT END OF CHAPTER

APPROPRIATION, OUTLAYS, AND BALANCES - Continued

Appropriation or Fund Account		Account Symbol			Balances beginning of fiscal year	Appropriations and other obligatory authority <sup>1</sup>	Transfers borrowings and investments (net) <sup>2</sup>	Outlays (net)	Balances withdrawn and other transactions <sup>3</sup>	Balances end or fiscal year <sup>4</sup>
Title	Period of Availability	Dept. Reg	Tr. Fm	Account No.						
<b>INTERNAL REVENUE SERVICE-CONTINUED</b>										
<b>GENERAL FUND ACCOUNTS-CONTINUED</b>										
INFORMATION SYSTEMS, INTERNAL REVENUE SERVICE										
FUND RESOURCES										
UNDISBURSED FUNDS	1994	20		0919		\$1,409,247,000.00		\$933,364,332.63		\$475,882,667.37
	1993					\$454,010,679.86		281,405,556.19		172,605,123.67
	1992					40,587,022.55		-9,287,967.22		49,874,989.77
	1991					28,264,329.77		3,762,531.63		24,501,798.14
	NO YEAR					245,903,204.91	63,669,000.00	92,434,429.30		217,137,775.61
ACCOUNTS RECEIVABLE						53,699,399.70			\$4,390,430.17	58,089,829.87
UNFILLED CUSTOMER ORDERS									-26,554.32	26,554.32
FUND EQUITIES:										
UNOBLIGATED BALANCE						-223,741,228.89			-70,677,622.93	-153,063,605.96
ACCOUNTS PAYABLE						-79,650,597.95			111,930,639.46	-191,581,237.41
UNDELIVERED ORDERS						-519,072,809.95			134,401,085.43	-653,473,895.38
SUBTOTAL		20		0919		-0-	1,472,916,000.00	1,301,678,882.53	171,237,117.47	-0-
REFUNDING INTERNAL REVENUE COLLECTIONS, INTEREST										
FUND RESOURCES										
UNDISBURSED FUNDS	NO YEAR	20		0904			3,068,284,353.12			
PAYMENT WHERE EARNED INCOME CREDIT EXCEEDS LIABILITY FOR TAX, INTERNAL REVENUE SERVICE										
FUND RESOURCES:										
UNDISBURSED FUNDS	NO YEAR	20		0906			10,949,826,666.76			
HEALTH INSURANCE SUPPLEMENT TO EARNED INCOME CREDIT, INTERNAL REVENUE SERVICE										
FUND RESOURCES:										
UNDISBURSED FUNDS	NO YEAR	20		0920			773,000,000.00			
<b>SPECIAL FUND ACCOUNTS</b>										
REIMBURSEMENT TO STATE AND LOCAL LAW ENFORCEMENT AGENCY, INTERNAL REVENUE SERVICE										
FUND RESOURCES:										
UNDISBURSED FUNDS	NO YEAR	20		5099			28,319.20		30,413.52	-2,094.32
FUND EQUITIES:										
UNOBLIGATED BALANCE									-20,812.58	20,812.58
UNDELIVERED ORDERS									18,718.26	-18,718.26
SUBTOTAL		20		5099		-0-	28,319.20	30,413.52	-2,094.32	-0-
<b>PUBLIC ENTERPRISE FUNDS</b>										
FEDERAL TAX LIEN REVOLVING FUND, INTERNAL REVENUE SERVICE										
FUND RESOURCES:										
UNDISBURSED FUNDS	NO YEAR	20		4413		5,984,029.16		-2,045,797.51		8,029,826.67
UNFILLED CUSTOMER ORDERS									-159,889.37	159,889.37
FUND EQUITIES:										
UNOBLIGATED BALANCE						-5,984,029.16			2,045,797.51	-8,029,826.67
ACCOUNTS PAYABLE									86,683.69	-86,683.69
UNDELIVERED ORDERS									73,205.68	-73,205.68
SUBTOTAL		20		4413		-0-		-2,045,797.51	2,045,797.51	-0-
TOTAL, INTERNAL REVENUE SERVICE							22,136,208,453.08	21,810,259,132.41	325,949,320.67	

**APPROPRIATION, OUTLAYS, AND BALANCES - Continued**

Appropriation or Fund Account		Account Symbol		Balances beginning of fiscal year	Appropriations and other obligational authority <sup>1</sup>	Transfers borrowings and investments (net) <sup>2</sup>	Outlays (net)	Balances withdrawn and other transactions <sup>3</sup>	Balances end or fiscal year <sup>4</sup>
Title	Period of Availability	Dept. Reg	Tr. Fm						
<b>UNITED STATES SECRET SERVICE</b>									
<b>GENERAL FUND ACCOUNTS</b>									
SALARIES AND EXPENSES, UNITED STATES SECRET SERVICE									
FUND RESOURCES:									
UNDISBURSED FUNDS	1994	20		1408		461,992,070.00	-555,388.63	416,890,285.05	44,546,396.32
	1993						656,440.00	43,774,447.93	19,084,205.22
	1992							3,008,465.28	7,196,916.16
	1991							335,271.41	4,711,298.67
	1990							483,912.39	6,241,473.84
	1989							1,130,594.22	1,666,728.73
	NO YEAR							1,455,888.77	7,323,917.31
FUNDS HELD OUTSIDE THE TREASURY									555,388.63
	1993						-656,440.00		555,388.63
ACCOUNTS RECEIVABLE									
FUND EQUITIES:									
UNOBLIGATED BALANCE								8,582,707.62	-21,947,387.82
ACCOUNTS PAYABLE								-7,800,354.81	-16,820,878.37
UNDELIVERED ORDERS								-2,497,288.21	-61,164,748.85
								-5,086,795.05	-0-
SUBTOTAL	20			1408		461,992,070.00		467,078,865.05	-0-
CONTRIBUTION FOR ANNUITY BENEFITS, UNITED STATES SECRET SERVICE									
FUND RESOURCES:									
UNDISBURSED FUNDS	NO YEAR	20		1407		1,826,784.87		37,179,646.13	4,647,138.74
FUND EQUITIES:									
ACCOUNTS PAYABLE								2,820,353.87	-4,647,138.74
								2,820,353.87	-0-
SUBTOTAL	20			1407		1,826,784.87		37,179,646.13	-0-
TOTAL, UNITED STATES SECRET SERVICE						501,992,070.00		504,258,511.18	-2,266,441.18
<b>COMPTROLLER OF THE CURRENCY</b>									
<b>TRUST FUND ACCOUNTS</b>									
ASSESSMENT FUNDS, OFFICE OF THE COMPTROLLER OF THE CURRENCY									
FUND RESOURCES:									
UNDISBURSED FUNDS	NO YEAR	20		8413		5,710,046.56	-31,000,223.91	-31,311,740.73	6,021,563.38
UNREALIZED DISCOUNT ON INVESTMENTS						-901,687.89	-6,699,776.09		-7,601,463.98
INVESTMENTS IN PUBLIC DEBT SECURITIES						209,100,000.00	37,700,000.00		246,800,000.00
ACCOUNTS RECEIVABLE						9,719,567.70			9,845,036.47
FUND EQUITIES:									
UNOBLIGATED BALANCE								12,530,167.77	16-16,097,953.75
ACCOUNTS PAYABLE								18,907,041.73	-238,967,182.12
								31,311,740.73	-0-
SUBTOTAL	20			8413		-220,060,140.39		-31,311,740.73	-0-
TOTAL, COMPTROLLER OF THE CURRENCY								-31,311,740.73	31,311,740.73

FOOTNOTES AT END OF CHAPTER

**APPROPRIATION, OUTLAYS, AND BALANCES - Continued**

Appropriation or Fund Account Title		Period of Availability	Account Symbol			Balances beginning of fiscal year	Appropriations and other obligational authority <sup>1</sup>	Transfers borrowings and investments (net) <sup>2</sup>	Outlays (net)	Balances withdrawn and other transactions <sup>3</sup>	Balances end or fiscal year <sup>4</sup>		
			Dept. Reg	Tr Fm	Account No							Sub No.	
<b>OFFICE OF THRIFT SUPERVISION</b>													
<b>PUBLIC ENTERPRISE FUNDS</b>													
PUBLIC ENTERPRISE REVOLVING FUND, OFFICE OF THRIFT SUPERVISION, TREASURY													
FUND RESOURCES													
UNDISBURSED FUNDS	NO YEAR	20		4108	\$249,793.17	-----	\$10,539,187.50	\$10,653,516.67	-----	-----	\$135,464.00		
UNREALIZED DISCOUNT ON INVESTMENTS					-----	-----	-192,187.50	-----	-----	-----	-192,187.50		
FUNDS HELD OUTSIDE THE TREASURY					7,500.00	-----	-----	-----	-----	-----	7,500.00		
INVESTMENTS IN PUBLIC DEBT SECURITIES					136,748,000.00	-----	-10,347,000.00	-----	-----	-----	126,401,000.00		
ACCOUNTS RECEIVABLE					535,866.00	-----	-----	-----	\$263,790.00	-----	272,076.00		
FUND EQUITIES													
UNOBLIGATED BALANCE					-107,581,388.08	-----	-----	-----	-----	-79,157,527.62	-28,423,860.46		
ACCOUNTS PAYABLE					-18,568,104.98	-----	-----	-----	64,566,511.02	-----	-83,134,616.00		
UNDELIVERED ORDERS					-11,391,666.11	-----	-----	-----	3,673,709.93	-----	-15,065,376.04		
SUBTOTAL	20			4108	-0-	-----	-----	10,653,516.67	-10,653,516.67	-----	-0-		
TOTAL, OFFICE OF THRIFT SUPERVISION									10,653,516.67	-10,653,516.67	-----		
<b>INTEREST ON THE PUBLIC DEBT</b>													
<b>GENERAL FUND ACCOUNTS</b>													
INTEREST ON THE PUBLIC DEBT (PERMANENT APPROPRIATION)													
FUND RESOURCES													
UNDISBURSED FUNDS	NO YEAR	20		0550	-----	\$296,277,764,246.26	-----	296,277,764,246.26	-----	-----	-----		
TOTAL, INTEREST ON THE PUBLIC DEBT									296,277,764,246.26	-----	-----		
<b>DEDUCTIONS FOR OFFSETTING RECEIPTS</b>													
PROPRIETARY RECEIPTS FROM THE PUBLIC													
INTRABUDGETARY TRANSACTIONS													
OFFSETTING GOVERNMENTAL RECEIPTS													
TOTAL									-17,013,367,603.06	-----	-----		
TOTAL, DEPARTMENT OF THE TREASURY									309,311,224,981.32	-----	307,576,583,683.03	1,734,641,298.29	-----
<b>MEMORANDUM</b>													
<b>PUBLIC DEBT RETIREMENT</b>													
<b>GENERAL FUND ACCOUNTS</b>													
SINKING FUND (PERMANENT APPROPRIATION)													
FUND RESOURCES													
UNDISBURSED FUNDS	NO YEAR	20		0575	33,454,736,368.47	680,849,085.47	-----	-----	-----	-----	34,135,585,453.94		
FUND EQUITIES:													
UNOBLIGATED BALANCE					-33,454,736,368.47	-----	-----	-----	680,849,085.47	-----	-34,135,585,453.94		
SUBTOTAL	20			0575	-0-	680,849,085.47	-----	-----	680,849,085.47	-----	-0-		
PUBLIC DEBT PRINCIPAL (INDEFINITE)													
FUND RESOURCES													
UNDISBURSED FUNDS	NO YEAR	20		0500	-----	9,303,773,732,813.69	-9,303,773,732,813.69	-----	-----	-----	-----		

**APPROPRIATION, OUTLAYS, AND BALANCES - Continued**

Appropriation or Fund Account		Account Symbol			Balances beginning of fiscal year	Appropriations and other obligational authority <sup>1</sup>	Transfers borrowings and investments (net) <sup>2</sup>	Outlays (net)	Balances withdrawn and other transactions <sup>3</sup>	Balances end or fiscal year <sup>4</sup>
Title	Period of Availability	Dept Reg	Tr Fm	Account No.						
<b>SPECIAL FUND ACCOUNTS</b>										
GIFTS TO THE UNITED STATES FOR REDUCTION OF THE PUBLIC DEBT, BUREAU OF PUBLIC DEBT										
FUND RESOURCES:										
UNDISBURSED FUNDS	NO YEAR	20		5080	603,178.10	20,712,324.20	-20,173,635.74	-----	-----	1,141,866.56
FUND EQUITIES:										
ACCOUNTS PAYABLE					-603,178.10	-----	-----	-----	538,688.46	-1,141,866.56
	SUBTOTAL	20		5080	-0-	20,712,324.20	-20,173,635.74	-----	538,688.46	-0-
TOTAL, PUBLIC DEBT RETIREMENT .....					-----	9,304,475,294,223.36	-9,303,793,906,449.43	-----	681,387,773.93	-----
<b>REFUNDS OF RECEIPTS</b>										
<b>GENERAL FUND ACCOUNTS</b>										
REFUNDING INTERNAL REVENUE COLLECTIONS										
FUND RESOURCES:										
UNDISBURSED FUNDS	NO YEAR	20		0903	<sup>18</sup> 821,618.89	93,568,271,621.60	-----	92,517,323,952.68	1,051,769,287.81	-----
FUND EQUITIES:										
UNOBLIGATED BALANCE					<sup>18</sup> -821,618.89	-----	-----	-----	-821,618.89	-----
	SUBTOTAL	20		0903	-0-	93,568,271,621.60	-----	92,517,323,952.68	1,050,947,668.92	-0-
REFUND OF MONEYS ERRONEOUSLY RECEIVED AND COVERED										
FUND RESOURCES:										
UNDISBURSED FUNDS	NO YEAR	20		1807	-----	19,302,828.05	-----	19,302,828.05	-----	-----
REFUNDS AND DRAWBACKS, UNITED STATES CUSTOMS SERVICE										
FUND RESOURCES:										
UNDISBURSED FUNDS	NO YEAR	20		0603	60,841,798.72	890,000,000.00	-----	874,079,356.48	-----	76,762,442.24
ACCOUNTS RECEIVABLE					37.29	-----	-----	-----	-----	37.29
FUND EQUITIES:										
UNOBLIGATED BALANCE					-60,453,941.77	-----	-----	-----	16,304,537.76	-76,758,479.53
ACCOUNTS PAYABLE					-383,894.24	-----	-----	-----	-383,894.24	-----
UNDELIVERED ORDERS					-4,000.00	-----	-----	-----	-----	-4,000.00
	SUBTOTAL	20		0603	-0-	890,000,000.00	-----	874,079,356.48	15,920,643.52	-0-
TOTAL, REFUNDS OF RECEIPTS .....					-----	94,477,574,449.65	-----	93,410,706,137.21	1,066,868,312.44	-----
<b>FINANCING ACCOUNTS</b>										
<b>INTRAGOVERNMENTAL FUNDS</b>										
DIRECT LOANS, LOAN FINANCING ACCOUNT, TREASURY										
FUND RESOURCES:										
UNDISBURSED FUNDS	NO YEAR	20		4559	522,293.10	-----	-30,385,955.72	-30,357,714.97	-----	494,052.35
FUND EQUITIES:										
UNOBLIGATED BALANCE					-522,293.10	-----	-----	-----	-28,240.75	-494,052.35
	SUBTOTAL	20		4559	-0-	-----	-30,385,955.72	-30,357,714.97	-28,240.75	-0-
TOTAL, FINANCING ACCOUNTS .....					-----	-----	-30,385,955.72	-30,357,714.97	-28,240.75	-----



**FOOTNOTES**

- 1 The amounts in this column, unless otherwise footnoted, represent appropriations, increases and rescissions in borrowing authority or new contract authority. Appropriation accounts with appropriation transfer activity are presented in Table 1 (Appropriations and Appropriation Transfers) at the end of the chapter.
- 2 The amounts in this column, unless otherwise footnoted, represent transfers-other than appropriation transfers, borrowings (gross), investments (net), unrealized discounts or agent cashier funds.
- 3 The amounts in this column, unless otherwise footnoted, represent obligated balances canceled for fiscal year 1989 pursuant to 31 U.S.C. 1553, changes in unfilled customer orders, accounts receivable, accounts payable, undelivered orders, unobligated balances and adjustments to borrowing and contract authority.
- 4 Unobligated balances for no-year or unexpired multiple year accounts are available for obligation; unobligated balances for expired fiscal year accounts are not available for obligation.
- 5 Subject to disposition by the administrative agency.
- 6 Includes \$7,013.79 which is covered by investments.
- 7

<u>Beneficiary</u>	<u>Amount</u>
Isaac David Cosson	\$28,500.00
- 8 This amount is an estimate.
- 9 This amount is an estimate and subject to disposition by the administrative agency.
- 10 Includes \$465,732.35 which represents payments for obligations of a closed account.
- 11 Includes \$303,036.12 which represents payments for obligations of a closed account.
- 12 Represents capital transfer to miscellaneous receipts.
- 13 Includes \$16,046.65 which represents payments for obligations of a closed account.
- 14 Includes \$60,531.70 which represents payments for obligations of a closed account.
- 15 Includes \$1,068.47 which represents payments for obligations of a closed account.
- 16 Includes \$223,100,582.27 which is covered by investments.
- 17 Includes \$97,792,452.04 which is covered by investments.
- 18 The opening balance and unobligated balance for account 20X0903 have been adjusted by \$821,618.29 during the current fiscal year and do not agree with last year's closing balances.

**APPROPRIATION, OUTLAYS, AND BALANCES—Continued**

**FOOTNOTES**

**TABLE 1-APPROPRIATIONS AND APPROPRIATION TRANSFERS-TREASURY**

ACCOUNT SYMBOL	NET APPROPRIATIONS AND APPROPRIATION TRANSFERS	APPROPRIATION AMOUNT	NET APPROPRIATION TRANSFERS	ACCOUNTS INVOLVED	AMOUNT FROM OR TO (-)	CITATIONS OF LAW
20X0101	\$1,910,000.00	\$0.00	\$1,910,000.00	2040101	\$1,910,000.00	107 STAT 1226
2040101	105,340,000.00	105,150,000.00	190,000.00	20X0101	-1,910,000.00	107 STAT 1226
				2040560	610,000.00	107 STAT 1233
				2040919	1,490,000.00	107 STAT 1233
20X0171	2,935,227.00	0.00	2,935,227.00	11X1093	2,935,227.00	22 USC 2392
2040173	18,423,000.00	18,280,000.00	143,000.00	1141070	143,000.00	107 STAT 1237
2040560	183,899,000.00	187,209,000.00	-3,310,000.00	2040101	-610,000.00	107 STAT 1233
				2041000	-2,700,000.00	107 STAT 1233
20X0602	3,372,000.00	0.00	3,372,000.00	2090602	3,372,000.00	102 STAT 1723
2090602	-3,372,000.00	0.00	-3,372,000.00	20X0602	-3,372,000.00	102 STAT 1723
2040602	1,360,665,009.00	1,350,668,000.00	9,997,009.00	1141070	9,997,009.00	107 STAT 1237
2040911	171,088,000.00	167,822,000.00	3,266,000.00	2040913	3,266,000.00	107 STAT 1232
2000912	5,000,000.00	0.00	5,000,000.00	2000913	1,000,000.00	103 STAT 788
				2000914	4,000,000.00	103 STAT 788
2040912	1,704,229,000.00	1,696,853,000.00	7,376,000.00	2040913	7,376,000.00	107 STAT 1232
20X0913	1,000,000.00	0.00	1,000,000.00	2040913	1,000,000.00	107 STAT 1231
2000913	-1,000,000.00	0.00	-1,000,000.00	2000912	-1,000,000.00	103 STAT 788
2040913	3,995,836,114.00	4,007,962,000.00	-12,125,886.00	1141070	2,874,114.00	107 STAT 1237
				11X5001	6,000,000.00	107 STAT 1226
				2040911	-3,266,000.00	107 STAT 1232
				2040912	-7,376,000.00	107 STAT 1232
				20X0913	-1,000,000.00	107 STAT 1231
				2040919	-9,358,000.00	107 STAT 1232
2000914	-4,000,000.00	0.00	-4,000,000.00	2000912	-4,000,000.00	103 STAT 788
20X0919	63,669,000.00	0.00	63,669,000.00	2040919	63,669,000.00	107 STAT 1232
2040919	1,409,247,000.00	1,465,048,000.00	-55,801,000.00	20X0919	-63,669,000.00	107 STAT 1232
				2040913	9,358,000.00	107 STAT 1232
				2040101	-1,490,000.00	107 STAT 1233
2041000	374,473,280.00	366,446,000.00	8,027,280.00	1141070	1,327,280.00	107 STAT 1237
				11X5001	5,000,000.00	107 STAT 1226
				2040560	1,700,000.00	107 STAT 1233
2041408	461,992,070.00	461,931,000.00	61,070.00	1141070	61,070.00	107 STAT 1237
2041616	54,253,000.00	53,253,000.00	1,000,000.00	2040560	1,000,000.00	107 STAT 1233
20X1801	15,076,842.73	0.00	15,076,842.73	2041801	11,539,000.00	107 STAT 1228
				2091801	3,537,842.73	102 STAT 1722
2091801	-3,537,842.73	0.00	-3,537,842.73	20X1801	-3,537,842.73	102 STAT 1722
2041801	198,338,000.00	209,877,000.00	-11,539,000.00	20X1801	-11,539,000.00	107 STAT 1228
20X1865	14,948,160.71	0.00	14,948,160.71	69X4411	14,948,160.71	45 USC 829
20X8865	9,546,557.02	0.00	9,546,557.02	20X8863	9,546,557.02	104 STAT 2178
TOTALS	\$10,143,331,417.73	\$10,090,499,000.00	\$52,832,417.73		\$52,832,417.73	

APPROPRIATION, OUTLAYS, AND BALANCES - Continued

Appropriation or Fund Account		Account Symbol			Balances beginning of fiscal year	Appropriations and other obligatory authority <sup>1</sup>	Transfers borrowings and investments (net) <sup>2</sup>	Outlays (net)	Balances withdrawn and other transactions <sup>3</sup>	Balances end of fiscal year <sup>4</sup>
Title	Period of Availability	Dept. Reg	Tr. Fm	Account No.						
<b>DEPARTMENT OF VETERANS AFFAIRS</b>										
<b>VETERANS HEALTH ADMINISTRATION</b>										
<b>GENERAL FUND ACCOUNTS</b>										
MEDICAL ADMINISTRATION AND MISCELLANEOUS OPERATING EXPENSES, DEPARTMENT OF VETERANS AFFAIRS										
FUND RESOURCES:										
UNDISBURSED FUNDS										
	1994	36		0152		\$71,000,000.00		\$64,477,473.32		\$6,522,526.68
	1993					\$10,451,717.11		9,423,342.67		1,028,374.44
	1992					1,785,326.53		383,818.99		1,401,507.54
	1991					1,514,705.78		-649,108.60		2,163,815.38
	1990					567,745.91		9,414.60		568,331.31
	1989					550,908.22		-10,925.85	\$561,834.07	
						455,478.51			37,590.59	417,887.92
ACCOUNTS RECEIVABLE										
FUND EQUITIES:										
UNOBLIGATED BALANCE										
ACCOUNTS PAYABLE										
UNDELIVERED ORDERS										
						-1,143,035.58			1,424,122.36	-2,567,157.94
						-9,448,484.23			-2,262,961.66	-7,185,522.57
						-4,734,362.25			-2,394,599.49	-2,339,762.76
						-0-				-0-
							71,000,000.00	73,634,014.13	-2,634,014.13	-0-
SUBTOTAL 36 0152										
MEDICAL CARE, DEPARTMENT OF VETERANS AFFAIRS										
FUND RESOURCES:										
UNDISBURSED FUNDS										
	1994-95	36		0160		651,000,000.00		5,347,239.81		645,652,760.19
	1994							14,968,952,000.00		1,491,781,495.89
	1993-94					471,155,605.45		310,043,177.43		161,112,428.02
	1993					1,342,528,328.23		1,150,972,774.08		191,555,554.15
	1992					233,978,640.61		122,631,913.73		111,346,726.88
	1991					110,505,260.49		29,869,773.41		80,645,487.08
	1990					73,060,507.43		10,156,475.46		62,904,031.97
	1989					60,848,109.38		5,197,920.78	55,650,188.60	
	NO YEAR					7,065,303.00	20,198,000.00	4,544,972.80		22,718,330.20
						169,433,821.68			12,406,173.26	157,027,648.42
ACCOUNTS RECEIVABLE										
FUND EQUITIES:										
UNOBLIGATED BALANCE										
ACCOUNTS PAYABLE										
UNDELIVERED ORDERS										
						-299,889,786.86			348,622,361.61	-648,512,148.47
						-1,153,035,469.84			127,192,933.33	-1,280,228,403.17
						-1,015,650,319.57			-19,646,408.41	-996,003,911.16
						-0-				-0-
							15,640,150,000.00	15,115,924,751.61	524,225,248.39	-0-
SUBTOTAL 36 0160										
MEDICAL AND PROSTHETIC RESEARCH, DEPARTMENT OF VETERANS AFFAIRS										
FUND RESOURCES:										
UNDISBURSED FUNDS										
	1994-95	36		0161		252,000,000.00		184,836,500.04		67,163,499.96
	1993-94					66,119,248.19		61,856,230.55		4,263,017.64
	1992-93					-6,161,250.20		-6,137,277.33		-23,972.87
	1991-92					9,308,071.26		22,051.01		9,286,020.25
	1990-91					3,051,855.02		229,974.64		2,821,880.38
	1989-90					1,728,167.58		58,382.73		1,669,784.85
	1988-89					979,993.32		-20,697.11	1,000,690.43	
						23,452,137.18			17,383,738.97	6,068,398.21
ACCOUNTS RECEIVABLE										
FUND EQUITIES:										
UNOBLIGATED BALANCE										
ACCOUNTS PAYABLE										
UNDELIVERED ORDERS										
						-12,316,988.02			10,334,428.35	-22,651,416.37
						-69,840,758.60			-18,221,088.01	-51,619,670.59
						-16,320,475.73			657,065.73	-16,977,541.46
						-0-			11,154,835.47	-0-
							252,000,000.00	240,845,164.53		-0-
SUBTOTAL 36 0161										
HEALTH PROFESSIONAL SCHOLARSHIP PROGRAM, DEPARTMENT OF VETERANS AFFAIRS										
FUND RESOURCES:										
UNDISBURSED FUNDS										
	1994	36		0163		10,386,000.00		185,500.00		10,200,500.00
	1993					10,113,000.00		7,267,583.76		2,845,416.24
	1992					2,666,028.53		1,823,534.63		842,493.90
	1991					783,711.02		32,925.36		750,785.67
ACCOUNTS RECEIVABLE										
FUND EQUITIES:										
UNOBLIGATED BALANCE										
ACCOUNTS PAYABLE										
UNDELIVERED ORDERS										
						-4.37			14,422.00	-14,426.37
						-13,034,054.84			-8,928,433.78	-4,105,621.06
						-528,680.34			10,004,890.04	-10,533,570.38
						-0-			1,076,456.26	-0-
							10,386,000.00	9,309,543.74		-0-
SUBTOTAL 36 0163										

**APPROPRIATION, OUTLAYS, AND BALANCES - Continued**

Appropriation or Fund Account Title	Period of Availability	Account Symbol		Balances beginning of fiscal year	Appropriations and other obligational authority <sup>1</sup>	Transfers borrowings and investments (net) <sup>2</sup>	Outlays (net)	Balances withdrawn and other transactions <sup>3</sup>	Balances end or fiscal year <sup>4</sup>
		Dept. Reg	Tr Fm Account No.						
HEALTH PROFESSIONAL EDUCATION LOAN PAYMENT PROGRAM ACCOUNT, DEPARTMENT OF VETERANS AFFAIRS FUND RESOURCES: UNDISBURSED FUNDS	1993-94	36	0164	5,000,000.00	-----	-----	-----	5,000,000.00	-----
FUND EQUITIES: UNOBLIGATED BALANCE				-5,000,000.00	-----	-----	-----	-5,000,000.00	-----
<b>SPECIAL FUND ACCOUNTS</b>	SUBTOTAL	36	0164	-0-	-----	-----	-----	-0-	-----
DEPARTMENT OF VETERANS AFFAIRS MEDICAL- CARE COST RECOVERY FUND FUND RESOURCES: UNDISBURSED FUNDS	NO YEAR	36	5014	17,093,747.43	95,763,734.00	-----	94,978,891.30	-----	17,878,590.13
ACCOUNTS RECEIVABLE				22,527.94	-----	-----	-----	2,112.42	20,415.52
FUND EQUITIES: UNOBLIGATED BALANCE				-3,635,265.94	-----	-----	-----	494,642.31	-4,129,908.25
ACCOUNTS PAYABLE				-6,546,713.51	-----	-----	-----	-222,157.05	-6,324,556.46
UNDELIVERED ORDERS				-6,934,295.92	-----	-----	-----	510,245.02	-7,444,540.94
<b>PUBLIC ENTERPRISE FUNDS</b>	SUBTOTAL	36	5014	-0-	95,763,734.00	-----	94,978,891.30	784,842.70	-0-
CANTEEN SERVICE REVOLVING FUND, DEPARTMENT OF VETERANS AFFAIRS FUND RESOURCES: UNDISBURSED FUNDS	NO YEAR	36	4014	7,338,140.96	-----	\$1,000,000.00	1,700,080.78	-----	6,638,060.18
INVESTMENTS IN PUBLIC DEBT SECURITIES				38,000,000.00	-----	-1,000,000.00	-----	-----	37,000,000.00
ACCOUNTS RECEIVABLE				2,923,668.44	-----	-----	-----	-1,448,435.33	4,372,103.77
FUND EQUITIES: UNOBLIGATED BALANCE				-21,212,838.32	-----	-----	-----	173,092.98	-21,385,931.30
ACCOUNTS PAYABLE				-16,956,713.97	-----	-----	-----	174,780.03	-17,131,494.00
UNDELIVERED ORDERS				-10,092,257.11	-----	-----	-----	-599,518.46	-9,492,738.65
<b>SPECIAL THERAPEUTIC AND REHABILITATION ACTIVITIES FUND, DEPARTMENT OF VETERANS AFFAIRS</b>	SUBTOTAL	36	4014	-0-	-----	-----	1,700,080.78	-1,700,080.78	-0-
FUND RESOURCES: UNDISBURSED FUNDS	NO YEAR	36	4048	2,427,020.96	-----	-----	-1,210,560.79	-----	3,637,581.75
ACCOUNTS RECEIVABLE				1,017,680.98	-----	-----	-----	853,417.89	164,263.09
FUND EQUITIES: UNOBLIGATED BALANCE				-3,132,383.96	-----	-----	-----	-286,641.24	-2,845,742.72
ACCOUNTS PAYABLE				-312,317.98	-----	-----	-----	643,784.14	-956,102.12
<b>MEDICAL FACILITY REVOLVING FUND, DEPARTMENT OF VETERANS AFFAIRS</b>	SUBTOTAL	36	4048	-0-	-----	-----	-1,210,560.79	1,210,560.79	-0-
FUND RESOURCES: UNDISBURSED FUNDS	NO YEAR	36	4138	-----	6,000,000.00	-----	-2,038,820.42	-----	8,038,820.42
ACCOUNTS RECEIVABLE				-----	-----	-----	-----	-2,743,787.00	2,743,787.00
FUND EQUITIES: UNOBLIGATED BALANCE				-----	-----	-----	-----	10,622,645.99	-10,622,645.99
ACCOUNTS PAYABLE				-----	-----	-----	-----	35,017.58	-35,017.58
UNDELIVERED ORDERS				-----	-----	-----	-----	124,943.85	-124,943.85
<b>TRUST FUND ACCOUNTS</b>	SUBTOTAL	36	4138	-0-	6,000,000.00	-----	-2,038,820.42	8,038,820.42	-0-
TRANSITIONAL HOUSING LOAN PROGRAM ACCOUNT, DEPARTMENT OF VETERANS AFFAIRS FUND RESOURCES: UNDISBURSED FUNDS	NO YEAR	36	8128	28,000.00	59,000.00	-----	-----	87,000.00	-----
FUND EQUITIES: UNOBLIGATED BALANCE				-28,000.00	-----	-----	-----	-28,000.00	-----
<b>GENERAL POST FUND, NATIONAL HOMES, DEPARTMENT OF VETERANS AFFAIRS</b>	SUBTOTAL	36	8128	-0-	59,000.00	-----	-----	59,000.00	-0-
FUND RESOURCES: UNDISBURSED FUNDS	NO YEAR	36	8180	147,511.20	26,821,967.95	271,000.00	27,078,789.48	-----	161,689.67
INVESTMENTS IN PUBLIC DEBT SECURITIES				38,550,000.00	-----	-271,000.00	-----	-----	38,279,000.00
ACCOUNTS RECEIVABLE				386,855.97	-----	-----	-----	-218,574.78	605,430.75

APPROPRIATION, OUTLAYS, AND BALANCES - Continued

Appropriation or Fund Account Title	Period of Availability	Account Symbol		Balances beginning of fiscal year	Appropriations and other obligational authority <sup>1</sup>	Transfers borrowings and investments (net) <sup>2</sup>	Outlays (net)	Balances withdrawn and other transactions <sup>3</sup>	Balances end or fiscal year <sup>4</sup>
		Dept. Reg	Tr. Fr. No.						
<b>VETERANS HEALTH ADMINISTRATION-CONTINUED</b>									
<b>TRUST FUND ACCOUNTS-CONTINUED</b>									
GENERAL POST FUND, NATIONAL HOMES, DEPARTMENT OF VETERANS AFFAIRS-CONTINUED									
FUND EQUITIES:									
UNOBLIGATED BALANCE				-\$37,760,773 50	-----	-----	-----	-\$1,000,486 91	<sup>1</sup> -\$36,760,286 59
ACCOUNTS PAYABLE				-1,323,593 67	-----	-----	-----	934,661 23	-2,258,254 90
UNDELIVERED ORDERS				-----	-----	-----	-----	27,578 93	-27,578 93
SUBTOTAL	36		8180	-0-	\$26,821,967 95		\$27,078,789 48	-256,821 53	-0-
TOTAL, VETERANS HEALTH ADMINISTRATION				-----	16,102,180,701.95		15,560,221,854.36	541,958,847 59	-----
<b>VETERANS BENEFITS ADMINISTRATION</b>									
<b>GENERAL FUND ACCOUNTS</b>									
COMPENSATION AND PENSIONS, DEPARTMENT OF VETERANS AFFAIRS									
FUND RESOURCES:									
UNDISBURSED FUNDS	NO YEAR	36	0102	1,422,846,809 86	17,491,146,000.00	-----	18,631,921,180.59	-----	282,071,629 27
ACCOUNTS RECEIVABLE				633,723,067 59	-----	-----	-----	5,849,900 85	627,873,166 74
FUND EQUITIES:									
UNOBLIGATED BALANCE				-707,736,099 49	-----	-----	-----	157,665,051 52	<sup>8</sup> -865,401,151 01
ACCOUNTS PAYABLE				-1,348,833,777 96	-----	-----	-----	-1,304,290,132 96	-44,543,645 00
SUBTOTAL	36		0102	-0-	17,491,146,000.00		18,631,921,180.59	-1,140,775,180.59	-0-
EMERGENCY VETERANS' JOB TRAINING ACT OF 1983, DEPARTMENT OF VETERANS AFFAIRS									
FUND RESOURCES:									
UNDISBURSED FUNDS	1989-91	36	0103	5,042,460 30	-----	-----	-5,912 15	-----	5,048,372 45
ACCOUNTS RECEIVABLE				1,362,773 13	-----	-----	-----	169,501 71	1,193,271 42
FUND EQUITIES:									
UNOBLIGATED BALANCE				-6,117,224 66	-----	-----	-----	-167,290 79	-5,949,933 87
ACCOUNTS PAYABLE				-288,008 77	-----	-----	-----	3,701 23	-291,710 00
SUBTOTAL	36		0103	-0-			-5,912.15	5,912.15	-0-
VETERANS INSURANCE AND INDEMNITIES, DEPARTMENT OF VETERANS AFFAIRS									
FUND RESOURCES:									
UNDISBURSED FUNDS	NO YEAR	36	0120	1,234,158 18	15,370,000.00	-----	14,554,402.42	-----	2,049,755 76
ACCOUNTS RECEIVABLE				9,929 79	-----	-----	-----	870 45	9,059 34
FUND EQUITIES:									
UNOBLIGATED BALANCE				-925,222 78	-----	-----	-----	602,351 15	-1,527,573 93
ACCOUNTS PAYABLE				-318,865 19	-----	-----	-----	212,375 98	-531,241 17
SUBTOTAL	36		0120	-0-	15,370,000.00		14,554,402.42	815,597 58	-0-
READJUSTMENT BENEFITS, DEPARTMENT OF VETERANS AFFAIRS									
FUND RESOURCES:									
UNDISBURSED FUNDS	NO YEAR	36	0137	297,417,590 67	1,080,600,000.00	-----	1,122,552,278.01	111,067,172 28	144,398,140 38
ACCOUNTS RECEIVABLE				110,865,245 88	-----	-----	-----	7,218,733 38	103,646,512 50
FUND EQUITIES:									
UNOBLIGATED BALANCE				-362,820,521 16	-----	-----	-----	-199,616,220 79	<sup>8</sup> -163,204,300 37
ACCOUNTS PAYABLE				-45,099,857 00	-----	-----	-----	39,438,488 58	-84,538,345 58
UNDELIVERED ORDERS				-362,458 39	-----	-----	-----	-60,451 46	-302,006 93
SUBTOTAL	36		0137	-0-	1,080,600,000.00		1,122,552,278.01	-41,952,278.01	-0-
TRANSITIONAL HOUSING LOAN PROGRAM ACCOUNT, DEPARTMENT OF VETERANS AFFAIRS									
FUND RESOURCES:									
UNDISBURSED FUNDS	1994	36	0190	-----	59,000.00	-----	59,000.00	-----	-----
	1993			<sup>10</sup> 57,000.00	-----	-----	-----	57,000.00	-----
	1992			<sup>10</sup> 28,000.00	-----	-----	-----	28,000.00	-----
FUND EQUITIES:									
UNOBLIGATED BALANCE				<sup>10</sup> -85,000.00	-----	-----	-----	-85,000.00	-----
SUBTOTAL	36		0190	-0-	59,000.00		59,000.00		-0-

**APPROPRIATION, OUTLAYS, AND BALANCES - Continued**

Appropriation or Fund Account Title	Period of Availability	Account Symbol		Balances beginning of fiscal year	Appropriations and other obligational authority <sup>1</sup>	Transfers borrowings and investments (net) <sup>2</sup>	Outlays (net)	Balances withdrawn and other transactions <sup>3</sup>	Balances end of fiscal year <sup>4</sup>
		Dept. No.	Sub No.						
REINSTATED ENTITLEMENT PROGRAM FOR SURVIVORS UNDER PUBLIC LAW 97-377, DEPARTMENT OF VETERANS AFFAIRS									
FUND RESOURCES:									
UNDISBURSED FUNDS	1994	36	0200	-----	-----	-----	-4,246,138.48	-----	4,246,138.48
	1993			6,988,814.80	-----	-----	-734,994.62	-----	7,723,809.42
	1992			3,643,520.52	-----	-----	-465,783.46	-----	4,109,303.98
	1991			2,733,466.38	-----	-----	-197,360.03	-----	2,930,826.41
	1990			2,605,636.90	-----	-----	-111,778.63	-----	2,717,415.53
	1989			891,411.68	-----	-----	-62,809.80	954,221.48	-----
ACCOUNTS RECEIVABLE				5,487,234.77	-----	-----	-----	1,040,941.44	-----
FUND EQUITIES:									
ACCOUNTS PAYABLE				-22,350,085.05	-----	-----	-----	3,823,702.10	-26,173,787.15
SUBTOTAL	36	0200		-0-	-----	-----	-5,818,865.02	5,818,865.02	-0-
VOCATIONAL REHABILITATION LOANS PROGRAM ACCOUNT, DEPARTMENT OF VETERANS AFFAIRS									
FUND RESOURCES:									
UNDISBURSED FUNDS	1994	36	1114	-----	806,000.00	-----	460,205.71	-----	345,794.29
	1993			230,050.37	-----	-----	-----	-----	230,050.37
	1992			336,288.00	-----	-----	-----	-----	336,288.00
FUND EQUITIES:									
UNOBLIGATED BALANCE				-565,758.37	-----	-----	-----	7,156.45	-572,914.82
ACCOUNTS PAYABLE				-580.00	-----	-----	-----	338,637.84	-339,217.84
SUBTOTAL	36	1114		-0-	806,000.00	-----	460,205.71	345,794.29	-0-
EDUCATION LOAN FUND PROGRAM ACCOUNT, DEPARTMENT OF VETERANS AFFAIRS									
FUND RESOURCES:									
UNDISBURSED FUNDS	1994	36	1118	-----	187,032.00	-----	186,000.00	-----	1,032.00
	1993			45,284.00	-----	-----	-----	-----	45,284.00
	1992			135,367.00	-----	-----	-----	-----	135,367.00
FUND EQUITIES:									
UNOBLIGATED BALANCE				-180,651.00	-----	-----	-----	1,032.00	-181,683.00
SUBTOTAL	36	1118		-0-	187,032.00	-----	186,000.00	1,032.00	-0-
GUARANTY AND INDEMNITY PROGRAM ACCOUNT, DEPARTMENT OF VETERANS AFFAIRS									
FUND RESOURCES:									
UNDISBURSED FUNDS	1994	36	1119	-----	56,330,000.00	-----	55,622,000.00	-----	708,000.00
	1993			6,811,343.78	-----	-----	6,811,343.78	-----	-----
	1992			1,954,236.28	-----	-----	1,954,236.28	-----	-----
	NO YEAR			55,729,767.00	829,678,000.00	-----	132,639,413.26	-----	752,768,353.74
FUND EQUITIES:									
UNOBLIGATED BALANCE				-64,495,347.06	-----	-----	-----	688,273,006.68	-752,768,353.74
ACCOUNTS PAYABLE				-0-	-----	-----	-----	708,000.00	-708,000.00
SUBTOTAL	36	1119		-0-	886,008,000.00	-----	197,026,993.32	688,981,006.68	-0-
NATIVE AMERICAN VETERAN HOUSING LOAN PROGRAM ACCOUNT, DEPARTMENT OF VETERANS AFFAIRS									
FUND RESOURCES:									
UNDISBURSED FUNDS	1994	36	1120	-----	156,000.00	-----	148,000.00	-----	8,000.00
	NO YEAR			4,500,000.00	-----	-----	58,929.32	-----	4,441,070.68
FUND EQUITIES:									
UNOBLIGATED BALANCE				-4,500,000.00	-----	-----	-----	-58,929.32	-4,441,070.68
ACCOUNTS PAYABLE				-0-	-----	-----	-----	8,000.00	-8,000.00
SUBTOTAL	36	1120		-0-	156,000.00	-----	206,929.32	-50,929.32	-0-
DIRECT LOAN PROGRAM ACCOUNT, DEPARTMENT OF VETERANS AFFAIRS									
FUND RESOURCES:									
UNDISBURSED FUNDS	1994	36	1024	-----	2,863,000.00	-----	2,854,000.00	-----	9,000.00
	1993			42,393.66	-----	-----	42,393.66	-----	-----
	1992			21,540.39	-----	-----	21,540.39	-----	-----
	NO YEAR			-----	35,000.00	-----	-58,103.39	-----	93,103.39
FUND EQUITIES:									
UNOBLIGATED BALANCE				-63,934.05	-----	-----	-----	29,169.34	-93,103.39
ACCOUNTS PAYABLE				-0-	-----	-----	-----	9,000.00	-9,000.00
SUBTOTAL	36	1024		-0-	2,898,000.00	-----	2,859,830.66	38,169.34	-0-
LOAN GUARANTY PROGRAM ACCOUNT, DEPARTMENT OF VETERANS AFFAIRS									
FUND RESOURCES:									
UNDISBURSED FUNDS	1994	36	1025	-----	70,716,000.00	-----	69,073,000.00	-----	1,643,000.00
	1993			10,704,375.16	-----	-----	10,704,375.16	-----	-----
	1992			23,020,173.87	-----	-----	23,020,173.87	-----	-----
	NO YEAR			-----	29,345,000.00	-----	-164,163,938.61	-----	193,508,938.61
FUND EQUITIES:									
UNOBLIGATED BALANCE				-33,724,549.03	-----	-----	-----	159,784,389.58	-193,508,938.61
ACCOUNTS PAYABLE				-0-	-----	-----	-----	1,643,000.00	-1,643,000.00
SUBTOTAL	36	1025		-0-	100,061,000.00	-----	-61,366,389.58	161,427,389.58	-0-

FOOTNOTES AT END OF CHAPTER

APPROPRIATION, OUTLAYS, AND BALANCES - Continued

Appropriation or Fund Account		Account Symbol			Balances beginning of fiscal year	Appropriations and other obligational authority <sup>1</sup>	Transfers borrowings and investments (net) <sup>2</sup>	Outlays (net)	Balances withdrawn and other transactions <sup>3</sup>	Balances end of fiscal year <sup>4</sup>
Title	Period of Availability	Dept. Reg	Tr. Fm	Account No.						
<b>VETERANS BENEFITS ADMINISTRATION-CONTINUED</b>										
<b>PUBLIC ENTERPRISE FUNDS</b>										
SERVICEMEN'S GROUP LIFE INSURANCE FUND										
FUND RESOURCES:										
UNDISBURSED FUNDS	NO YEAR	36		4009		\$753,890.34				\$473,780.80
INVESTMENTS IN PUBLIC DEBT SECURITIES						150,050,999.30				41,367,999.30
ACCOUNTS RECEIVABLE						1,817,279.34			\$250,123.48	1,567,155.86
FUND EQUITIES:										
UNOBLIGATED BALANCE						-152,622,168.98			-110,160,794.62	-42,461,374.36
	SUBTOTAL	36		4009		-0-		109,910,671.14	-109,910,671.14	-0-
VETERANS REOPENED INSURANCE FUND										
FUND RESOURCES:										
UNDISBURSED FUNDS	NO YEAR	36		4010		302,721.77				743,217.52
INVESTMENTS IN PUBLIC DEBT SECURITIES						518,426,000.00				523,767,000.00
ACCOUNTS RECEIVABLE						14,689,011.21			1,222,352.24	13,466,658.97
FUND EQUITIES:										
UNOBLIGATED BALANCE						-499,525,132.25			1,471,155.46	11-500,996,287.71
ACCOUNTS PAYABLE						-33,892,600.73			3,067,968.05	-36,960,588.78
	SUBTOTAL	36		4010		-0-		-5,781,495.75	5,781,495.75	-0-
SERVICE-DISABLED VETERANS INSURANCE FUND										
FUND RESOURCES:										
UNDISBURSED FUNDS	NO YEAR	36		4012		21,069,549.01				10,516,134.54
ACCOUNTS RECEIVABLE						1,482,827.15			288,799.05	1,194,028.10
FUND EQUITIES:										
UNOBLIGATED BALANCE						-17,466,065.17			-9,861,956.62	-7,604,108.55
ACCOUNTS PAYABLE						-5,106,310.99			-1,000,256.90	-4,106,054.09
	SUBTOTAL	36		4012		-0-		10,573,414.47	-10,573,414.47	-0-
GUARANTY AND INDEMNITY FUND, LIQUIDATING ACCOUNT, DEPARTMENT OF VETERANS AFFAIRS										
FUND RESOURCES:										
UNDISBURSED FUNDS	NO YEAR	36		4023		374,195,996.71				292,153,572.13
ACCOUNTS RECEIVABLE						447,088.26			387,244.78	59,843.48
FUND EQUITIES:										
UNOBLIGATED BALANCE						-352,314,254.71			-101,416,947.10	-250,897,307.61
ACCOUNTS PAYABLE						-22,328,830.26			18,967,277.74	-41,316,108.00
	SUBTOTAL	36		4023		-0-		82,042,424.58	-82,042,424.58	-0-
DIRECT LOAN REVOLVING FUND, LIQUIDATING ACCOUNT, DEPARTMENT OF VETERANS AFFAIRS										
FUND RESOURCES:										
UNDISBURSED FUNDS	NO YEAR	36		4024		9,831,857.06				16,859,784.70
ACCOUNTS RECEIVABLE						1,405,960.02			1,405,960.02	
FUND EQUITIES:										
UNOBLIGATED BALANCE						-8,165,498.27			6,020,282.43	-14,185,780.70
ACCOUNTS PAYABLE						-3,072,005.81			-398,314.81	-2,673,691.00
UNDELIVERED ORDERS						-313.00				-313.00
	SUBTOTAL	36		4024		-0-		-7,027,927.64	7,027,927.64	-0-
LOAN GUARANTY REVOLVING FUND, LIQUIDATING ACCOUNT, DEPARTMENT OF VETERANS AFFAIRS										
FUND RESOURCES:										
UNDISBURSED FUNDS	NO YEAR	36		4025		276,740,980.34				340,616,786.96
ACCOUNTS RECEIVABLE						55,541,363.86			54,346,595.05	1,194,788.81
FUND EQUITIES:										
UNOBLIGATED BALANCE						-268,126,791.38			14,123,569.20	-282,250,360.58
ACCOUNTS PAYABLE						-64,155,552.82			-4,594,357.63	-59,561,195.19
	SUBTOTAL	36		4025		-0-		-63,875,806.62	63,875,806.62	-0-
VOCATIONAL REHABILITATION REVOLVING FUND, LIQUIDATING ACCOUNT, DEPARTMENT OF VETERANS AFFAIRS										
FUND RESOURCES:										
UNDISBURSED FUNDS	NO YEAR	36		4114		1,720,758.09				1,720,758.09
FUND EQUITIES:										
UNOBLIGATED BALANCE						-1,720,758.09				-0-
	SUBTOTAL	36		4114		-0-			-1,720,758.09	-0-
DEPARTMENT OF VETERANS AFFAIRS, EDUCATION LOAN, LIQUIDATING ACCOUNT										
FUND RESOURCES:										
UNDISBURSED FUNDS	NO YEAR	36		4118		6,769,525.29				7,583,236.27
ACCOUNTS RECEIVABLE						214,228.71			739.14	213,489.57

**APPROPRIATION, OUTLAYS, AND BALANCES - Continued**

Appropriation or Fund Account		Account Symbol			Balances beginning of fiscal year	Appropriations and other obligational authority <sup>1</sup>	Transfers borrowings and investments (net) <sup>2</sup>	Outlays (net)	Balances withdrawn and other transactions <sup>3</sup>	Balances end or fiscal year <sup>4</sup>
Title	Period of Availability	Dept. Req	Account No.	Sub No.						
<b>FUND EQUITIES:</b>										
UNOBLIGATED BALANCE					-6,983,754.00	-----	-----	-----	792,971.84	-7,776,725.84
<b>TRUST FUND ACCOUNTS</b>	SUBTOTAL	36	4118		-0-	-----	-----	-793,710.98	793,710.98	-0-
<b>NATIONAL SERVICE LIFE INSURANCE FUND, DEPARTMENT OF VETERANS AFFAIRS</b>										
<b>FUND RESOURCES:</b>										
UNDISBURSED FUNDS	NO YEAR	36	8132		6,076,138.88	\$1,417,258,843.71	-186,011,000.00	1,223,765,415.67	-----	13,558,566.92
INVESTMENTS IN PUBLIC DEBT SECURITIES					11,666,333,000.00	-----	186,011,000.00	-----	-----	11,852,344,000.00
ACCOUNTS RECEIVABLE					21,222,462.97	-----	-----	-----	2,809,176.65	18,413,286.32
<b>FUND EQUITIES:</b>										
UNOBLIGATED BALANCE					-10,739,205,460.15	-----	-----	-----	96,316,797.87	<sup>13-</sup> 10,835,522,258.02
ACCOUNTS PAYABLE					-954,426,141.70	-----	-----	-----	94,367,453.52	-1,048,793,595.22
SUBTOTAL		36	8132		-0-	1,417,258,843.71	-----	1,223,765,415.67	193,493,428.04	-0-
<b>POST-VIETNAM ERA, VETERANS EDUCATION ACCOUNT, DEPARTMENT OF VETERANS AFFAIRS</b>										
<b>FUND RESOURCES:</b>										
UNDISBURSED FUNDS	NO YEAR	36	8133		299,529,264.27	36,527,043.43	-----	79,901,612.61	-----	256,154,695.09
ACCOUNTS RECEIVABLE					9,142,582.43	-----	-----	-----	752,742.88	8,389,839.55
<b>FUND EQUITIES:</b>										
UNOBLIGATED BALANCE					-305,235,397.65	-----	-----	-----	-41,355,030.32	-263,890,367.33
ACCOUNTS PAYABLE					-3,436,449.05	-----	-----	-----	-2,772,281.74	-664,167.31
SUBTOTAL		36	8133		-0-	36,527,043.43	-----	79,901,612.61	-43,374,569.18	-0-
<b>UNITED STATES GOVERNMENT LIFE INSURANCE FUND, DEPARTMENT OF VETERANS AFFAIRS</b>										
<b>FUND RESOURCES:</b>										
UNDISBURSED FUNDS	NO YEAR	36	8150		298,474.44	9,924,516.39	9,469,000.00	19,138,367.78	-----	553,623.05
INVESTMENTS IN PUBLIC DEBT SECURITIES					124,853,000.00	-----	-9,469,000.00	-----	-----	115,384,000.00
ACCOUNTS RECEIVABLE					192,227.93	-----	-----	-----	33,072.67	159,155.26
<b>FUND EQUITIES:</b>										
UNOBLIGATED BALANCE					-105,370,903.37	-----	-----	-----	-9,248,322.84	<sup>14-</sup> 96,122,580.53
ACCOUNTS PAYABLE					-19,972,799.00	-----	-----	-----	1,398.78	-19,974,197.78
SUBTOTAL		36	8150		-0-	9,924,516.39	-----	19,138,367.78	-9,213,851.39	-0-
<b>VETERANS SPECIAL LIFE INSURANCE FUND, TRUST REVOLVING FUND, DEPARTMENT OF VETERANS AFFAIRS</b>										
<b>FUND RESOURCES:</b>										
UNDISBURSED FUNDS	NO YEAR	36	8455		735,420.69	-----	-47,299,000.00	-48,032,459.47	-----	1,468,880.16
INVESTMENTS IN PUBLIC DEBT SECURITIES					1,461,624,000.00	-----	47,299,000.00	-----	-----	1,508,923,000.00
ACCOUNTS RECEIVABLE					38,476,103.48	-----	-----	-----	-122,581.55	38,598,685.03
<b>FUND EQUITIES:</b>										
UNOBLIGATED BALANCE					-1,344,499,495.87	-----	-----	-----	33,404,736.05	<sup>15-</sup> 1,377,904,231.92
ACCOUNTS PAYABLE					-156,336,028.30	-----	-----	-----	14,750,304.97	-171,086,333.27
SUBTOTAL		36	8455		-0-	-----	-----	-48,032,459.47	48,032,459.47	-0-
<b>TOTAL, VETERANS BENEFITS ADMINISTRATION</b>					-----	21,041,001,435.53	-----	21,302,456,159.07	-261,454,723.54	-----
<b>CONSTRUCTION</b>										
<b>GENERAL FUND ACCOUNTS</b>										
<b>CONSTRUCTION, MAJOR PROJECTS, DEPARTMENT OF VETERANS AFFAIRS</b>										
<b>FUND RESOURCES:</b>										
UNDISBURSED FUNDS	NO YEAR	36	0110		1,684,174,956.38	474,100,000.00	-----	456,780,862.24	-----	1,701,494,094.14
ACCOUNTS RECEIVABLE					26,502,657.31	-----	-----	-----	8,283,070.61	18,219,586.70
<b>FUND EQUITIES:</b>										
UNOBLIGATED BALANCE					-1,002,135,287.52	-----	-----	-----	-110,972,489.36	-991,162,798.16
ACCOUNTS PAYABLE					-38,572,862.00	-----	-----	-----	-12,503,482.63	-26,089,379.37
UNDELIVERED ORDERS					-669,969,464.17	-----	-----	-----	132,512,039.14	-802,481,503.31
SUBTOTAL		36	0110		-0-	474,100,000.00	-----	456,780,862.24	17,319,137.76	-0-
<b>CONSTRUCTION, MINOR PROJECTS, DEPARTMENT OF VETERANS AFFAIRS</b>										
<b>FUND RESOURCES:</b>										
UNDISBURSED FUNDS	NO YEAR	36	0111		183,170,657.09	155,540,000.00	-----	171,818,898.95	-----	166,891,758.14
ACCOUNTS RECEIVABLE					2,323,469.18	-----	-----	-----	-740,231.31	3,063,700.49
<b>FUND EQUITIES:</b>										
UNOBLIGATED BALANCE					-31,452,493.70	-----	-----	-----	-2,550,154.67	-28,902,339.03
ACCOUNTS PAYABLE					-9,396,881.99	-----	-----	-----	4,011,446.46	-13,408,328.45
UNDELIVERED ORDERS					-144,644,750.58	-----	-----	-----	-16,999,959.43	-127,644,791.15
SUBTOTAL		36	0111		-0-	155,540,000.00	-----	171,818,898.95	-16,278,898.95	-0-

FOOTNOTES AT END OF CHAPTER



**APPROPRIATION, OUTLAYS, AND BALANCES - Continued**

Appropriation or Fund Account		Account Symbol			Balances beginning of fiscal year	Appropriations and other obligational authority <sup>1</sup>	Transfers borrowings and investments (net) <sup>2</sup>	Outlays (net)	Balances withdrawn and other transactions <sup>3</sup>	Balances end or fiscal year <sup>4</sup>
Title	Period of Availability	Dept Reg	Tr Frm	Account No						
<b>CONSTRUCTION-CONTINUED</b>										
<b>GENERAL FUND ACCOUNTS-CONTINUED</b>										
GRANTS FOR CONSTRUCTION OF STATE EXTENDED CARE FACILITIES, DEPARTMENT OF VETERANS AFFAIRS FUND RESOURCES UNDISBURSED FUNDS										
	1993-95	36		0181	\$40,000,000.00	-----	-----	\$220,530.15	-----	\$39,779,469.85
	1992-94				84,329,274.75	-----	-----	23,703,324.19	-----	60,625,950.56
	1991-93				19,665,273.89	-----	-----	13,166,458.36	-----	6,498,815.53
	1990-92				6,522,116.58	-----	-----	4,379,921.19	-----	2,142,195.39
	1989-91				3,899,824.99	-----	-----	2,548,602.52	-----	1,351,222.47
	1988-90				1,423,745.71	-----	-----	250,056.00	-----	1,173,689.71
	1987-89				781,762.70	-----	-----	239,881.42	\$541,881.28	-----
	NO YEAR				-----	\$41,080,000.00	-----	-----	-----	41,080,000.00
FUND EQUITIES:										
					UNOBLIGATED BALANCE	-----	-----	-----	-20,212,185.82	-6,817,408.73
					ACCOUNTS PAYABLE	-----	-----	-----	-351,162.53	-----
					UNDELIVERED ORDERS	-----	-----	-----	16,592,693.24	-145,833,934.78
					SUBTOTAL	36	0181	44,508,773.83	-3,428,773.83	-0-
GRANTS FOR THE CONSTRUCTION OF STATE VETERANS CEMETERIES, DEPARTMENT OF VETERANS AFFAIRS FUND RESOURCES UNDISBURSED FUNDS										
	1994-96	36		0183	-----	5,242,000.00	-----	-----	-----	5,242,000.00
	1993-95				5,104,000.00	-----	-----	-----	-----	5,104,000.00
	1992-94				5,104,000.00	-----	-----	166,478.00	-----	4,937,522.00
	1991-93				2,265,676.97	-----	-----	881,486.54	-----	1,384,190.43
	1990-92				264,190.62	-----	-----	242,768.26	-----	21,422.36
	1989-91				1,073,811.85	-----	-----	382,248.50	-----	691,563.35
					10,709,211.57	-----	-----	-----	9,797,545.74	911,665.83
ACCOUNTS RECEIVABLE										
FUND EQUITIES:										
					UNOBLIGATED BALANCE	-----	-----	-----	1,454,268.91	-10,746,899.61
					UNDELIVERED ORDERS	-----	-----	-----	-7,682,795.95	-7,545,464.36
					SUBTOTAL	36	0183	1,672,981.30	3,569,018.70	-0-
GRANTS TO THE REPUBLIC OF THE PHILIPPINES, DEPARTMENT OF VETERANS AFFAIRS FUND RESOURCES UNDISBURSED FUNDS										
	1994-95	36		0144	-----	500,000.00	-----	3,934.56	-----	496,065.44
	1993-94				306,780.31	-----	-----	146,868.62	-----	159,911.69
	1992-93				204,143.95	-----	-----	57,965.03	-----	146,178.92
	1991-92				247,704.29	-----	-----	233,848.58	-----	13,855.71
	1990-91				397,057.27	-----	-----	396,127.36	-----	929.91
	1989-90				90,904.04	-----	-----	90,260.11	-----	643.93
	1988-89				80,027.17	-----	-----	69,434.53	10,592.64	-----
FUND EQUITIES:										
					UNOBLIGATED BALANCE	-----	-----	-----	144,998.62	-186,497.83
					ACCOUNTS PAYABLE	-----	-----	-----	-625,116.27	-291,993.85
					UNDELIVERED ORDERS	-----	-----	-----	-28,903.78	-339,093.92
					SUBTOTAL	36	0144	998,438.79	-498,438.79	-0-
<b>PUBLIC ENTERPRISE FUNDS</b>										
CONSTRUCTION AND OPERATION OF GARAGE AND PARKING FACILITIES, DEPARTMENT OF VETERANS AFFAIRS FUND RESOURCES UNDISBURSED FUNDS										
	NO YEAR	36		4538	74,423,614.02	-12,647,000.00	-----	18,939,890.23	-----	42,836,723.79
FUND EQUITIES:										
					UNOBLIGATED BALANCE	-----	-----	-----	-22,819,446.77	-25,426,206.65
					ACCOUNTS PAYABLE	-----	-----	-----	-1,469,007.70	-112,362.99
					UNDELIVERED ORDERS	-----	-----	-----	-7,298,435.76	-17,298,154.15
					SUBTOTAL	36	4538	18,939,890.23	-31,586,890.23	-0-
PERSHING HALL REVOLVING FUND FUND RESOURCES UNDISBURSED FUNDS										
	NO YEAR	36		4018	668,985.01	-----	-----	229,238.08	-----	439,746.93
FUND EQUITIES:										
					UNOBLIGATED BALANCE	-----	-----	-----	-210,312.97	-150,920.93
					ACCOUNTS PAYABLE	-----	-----	-----	-18,925.11	-288,826.00
					SUBTOTAL	36	4018	229,238.08	-229,238.08	-0-
NURSING HOME REVOLVING FUND, DEPARTMENT OF VETERANS AFFAIRS FUND RESOURCES UNDISBURSED FUNDS										
	NO YEAR	36		4013	310,543.49	-----	-----	-69,949.00	-----	380,492.49

**APPROPRIATION, OUTLAYS, AND BALANCES - Continued**

Appropriation or Fund Account		Account Symbol			Balances beginning of fiscal year	Appropriations and other obligational authority <sup>1</sup>	Transfers borrowings and investments (net) <sup>2</sup>	Outlays (net)	Balances withdrawn and other transactions <sup>3</sup>	Balances end or fiscal year <sup>4</sup>
Title	Period of Availability	Dept. Reg	Tr. Fm	Account No.						
<b>FUND EQUITIES:</b>										
UNOBLIGATED BALANCE										
	SUBTOTAL	36		4013	-310,543.49 -0-	-----	-----	----- -69,949.00	69,949.00 69,949.00	-380,492.49 -0-
TOTAL, CONSTRUCTION					-----	663,815,000.00	-----	694,879,134.42	-31,064,134.42	-----
<b>DEPARTMENTAL ADMINISTRATION</b>										
<b>GENERAL FUND ACCOUNTS</b>										
NATIONAL CEMETERY SYSTEM, DEPARTMENT OF VETERANS AFFAIRS										
FUND RESOURCES:										
UNDISBURSED FUNDS	1994	36		0129	-----	70,507,000.00	-----	60,986,050.51	-----	9,520,949.49
	1993				21,909,715.51	-----	-----	20,864,956.37	-----	1,044,759.14
	1992				1,467,507.33	-----	-----	351,664.26	-----	1,115,843.07
ACCOUNTS RECEIVABLE					450,374.53	-----	-----	-----	41,896.12	408,478.41
FUND EQUITIES:										
UNOBLIGATED BALANCE					-877,580.32	-----	-----	-----	263,757.82	-1,141,338.14
ACCOUNTS PAYABLE					-18,563,257.68	-----	-----	-----	-11,048,070.52	-7,515,187.16
UNDELIVERED ORDERS					-4,386,759.37	-----	-----	-----	-963,254.56	-3,433,504.81
	SUBTOTAL	36		0129	-0-	70,507,000.00	-----	82,202,671.14	-11,695,671.14	-0-
GENERAL OPERATING EXPENSES, DEPARTMENT OF VETERANS AFFAIRS										
FUND RESOURCES:										
UNDISBURSED FUNDS	1994	36		0151	-----	827,450,000.00	-----	770,028,859.40	-----	57,421,140.60
	1993-94				20,000,000.00	-----	-----	1,704,785.81	-----	18,295,214.19
	1993				62,350,261.45	-----	-----	46,972,716.70	-----	15,377,544.75
	1992-93				32,513,801.16	-----	-----	32,513,801.16	-----	-----
	1992				2,524,338.39	-----	-----	-5,196,030.93	-----	7,720,369.32
	1991				12,144,163.52	-----	-----	3,234,181.17	-----	8,909,982.35
	1990				7,127,928.87	-----	-----	-34,491.96	-----	7,162,420.83
	1989				7,100,397.37	-----	-----	44,173.24	7,056,224.13	-----
ACCOUNTS RECEIVABLE					116,216,512.96	-----	-----	-----	10,852,109.09	105,364,403.87
FUND EQUITIES:										
UNOBLIGATED BALANCE					-42,538,537.37	-----	-----	-----	-28,385,839.41	-14,152,697.96
ACCOUNTS PAYABLE					-119,032,187.43	-----	-----	-----	-12,133,939.48	-106,898,247.96
UNDELIVERED ORDERS					-98,406,678.92	-----	-----	-----	793,451.08	-99,200,130.00
	SUBTOTAL	36		0151	-0-	827,450,000.00	-----	849,267,994.59	-21,817,994.59	-0-
OFFICE OF INSPECTOR GENERAL, DEPARTMENT OF VETERANS AFFAIRS										
FUND RESOURCES:										
UNDISBURSED FUNDS	1994	36		0170	-----	31,436,000.00	-----	28,548,737.74	-----	2,887,262.26
	1993				3,592,529.35	-----	-----	2,597,206.91	-----	995,322.44
	1992				1,055,279.22	-----	-----	-203,825.45	-----	1,259,104.67
	1991				899,142.74	-----	-----	-17,358.68	-----	916,501.42
	1990				283,164.56	-----	-----	-1,052.96	-----	284,217.54
ACCOUNTS RECEIVABLE					134,180.86	-----	-----	-----	-240,212.11	374,392.97
FUND EQUITIES:										
UNOBLIGATED BALANCE					-509,129.32	-----	-----	-----	89,017.87	-598,147.19
ACCOUNTS PAYABLE					-3,770,366.46	-----	-----	-----	284,997.77	-4,055,364.23
UNDELIVERED ORDERS					-1,684,800.95	-----	-----	-----	378,488.93	-2,063,289.88
	SUBTOTAL	36		0170	-0-	31,436,000.00	-----	30,923,707.54	512,292.46	-0-
<b>PUBLIC ENTERPRISE FUNDS</b>										
SUPPLY FUND, DEPARTMENT OF VETERANS AFFAIRS										
FUND RESOURCES:										
UNDISBURSED FUNDS	NO YEAR	36		4537	187,721,365.37	-----	-----	-58,039,448.20	145,000,000.00	200,760,813.57
ACCOUNTS RECEIVABLE					37,985,499.32	-----	-----	-----	23,080,655.75	14,904,843.57
UNFILLED CUSTOMER ORDERS					200,767,412.17	-----	-----	-----	4,304,796.65	196,462,615.52
FUND EQUITIES:										
UNOBLIGATED BALANCE					-82,470,878.74	-----	-----	-----	23,179,533.84	-105,650,412.58
ACCOUNTS PAYABLE					-102,233,094.38	-----	-----	-----	2,014,964.83	-104,248,059.21
UNDELIVERED ORDERS					-241,770,303.74	-----	-----	-----	-39,540,502.87	-202,229,800.87
	SUBTOTAL	36		4537	-0-	-----	-----	-58,039,448.20	58,039,448.20	-0-
<b>TRUST FUND ACCOUNTS</b>										
DEPARTMENT OF VETERANS AFFAIRS										
CEMETERY GIFT FUND, DEPARTMENT OF VETERANS AFFAIRS										
FUND RESOURCES:										
UNDISBURSED FUNDS	NO YEAR	36		8129	128,601.13	-----	26,230.50	-----	62,183.78	92,647.85

FOOTNOTES AT END OF CHAPTER

**APPROPRIATION, OUTLAYS, AND BALANCES - Continued**

Appropriation or Fund Account Title	Period of Availability	Account Symbol			Balances beginning of fiscal year	Appropriations and other obligational authority <sup>1</sup>	Transfers borrowings and investments (net) <sup>2</sup>	Outlays (net)	Balances withdrawn and other transactions <sup>3</sup>	Balances end or fiscal year <sup>4</sup>
		Dept Reg	Tr Fm	Account No						
<b>DEPARTMENTAL ADMINISTRATION-CONTINUED</b>										
<b>TRUST FUND ACCOUNTS-CONTINUED</b>										
DEPARTMENT OF VETERANS AFFAIRS CEMETERY GIFT FUND, DEPARTMENT OF VETERANS AFFAIRS-CONTINUED FUND RESOURCES-CONTINUED ACCOUNTS RECEIVABLE FUND EQUITIES UNOBLIGATED BALANCE ACCOUNTS PAYABLE					\$20.00 -81,232.34 -47,388.79 -0-	----- ----- ----- -----	----- ----- ----- -----	----- ----- ----- -----	\$20.00 7,407.47 -43,380.75 -35,953.28	----- -88,639.81 -4,008.04 -0-
<b>SUBTOTAL</b>	36		8129		-0-	\$26,230.50	\$62,183.78	-35,953.28		-0-
<b>TOTAL, DEPARTMENTAL ADMINISTRATION</b>					-----	929,419,230.50	-----	904,417,108.85	25,002,121.65	-----
<b>DEDUCTIONS FOR OFFSETTING RECEIPTS</b>										
PROPRIETARY RECEIPTS FROM THE PUBLIC					-----	-1,031,598,296.92	-----	-1,031,598,296.92	-----	-----
INTRABUDGETARY TRANSACTIONS					-----	-29,366,097.63	-----	-29,366,097.63	-----	-----
<b>TOTAL</b>					-----	-1,060,964,394.55	-----	-1,060,964,394.55	-----	-----
<b>TOTAL, DEPARTMENT OF VETERANS AFFAIRS</b>					-----	37,675,451,973.43	-----	37,401,009,862.15	274,442,111.28	-----
<b>MEMORANDUM</b>										
<b>FINANCING ACCOUNTS</b>										
<b>PUBLIC ENTERPRISE FUNDS</b>										
LOAN GUARANTY DIRECT LOAN FINANCING ACCOUNT, DEPARTMENT OF VETERANS AFFAIRS FUND RESOURCES: UNDISBURSED FUNDS ACCOUNTS RECEIVABLE FUND EQUITIES: UNOBLIGATED BALANCE ACCOUNTS PAYABLE	NO YEAR	36	4125		785,276,456.78 9,953,436.54 -779,274,890.67 -15,955,002.65 -0-	----- ----- ----- ----- -----	\$247,307,315.00 ----- ----- ----- 247,307,315.00	105,676,613.74 ----- ----- ----- 105,676,613.74	----- 9,953,436.54 -4,282,862.93 135,960,127.65 141,630,701.26	926,907,158.04 ----- -774,992,027.74 -151,915,130.30 -0-
<b>SUBTOTAL</b>	36		4125		-0-	-----	247,307,315.00	105,676,613.74	141,630,701.26	-0-
LOAN GUARANTY GUARANTEED LOAN FINANCING ACCOUNT, DEPARTMENT OF VETERANS AFFAIRS FUND RESOURCES: UNDISBURSED FUNDS FUND EQUITIES: UNOBLIGATED BALANCE ACCOUNTS PAYABLE	NO YEAR	36	4126		374,089.47 -335,521.40 -38,568.07 -0-	----- ----- ----- -----	----- ----- ----- -----	-105,369.51 ----- ----- -105,369.51	----- 143,937.58 -38,568.07 105,369.51	479,458.98 -479,458.98 ----- -0-
<b>SUBTOTAL</b>	36		4126		-0-	-----	-----	-105,369.51	105,369.51	-0-
GUARANTY AND INDEMNITY DIRECT LOAN FINANCING ACCOUNT, DEPARTMENT OF VETERANS AFFAIRS FUND RESOURCES: UNDISBURSED FUNDS ACCOUNTS RECEIVABLE FUND EQUITIES: UNOBLIGATED BALANCE ACCOUNTS PAYABLE	NO YEAR	36	4127		53,760,476.82 1,158,255.05 -53,365,497.45 -1,553,234.42 -0-	----- ----- ----- ----- -----	97,782,111.00 ----- ----- ----- 97,782,111.00	58,423,328.73 ----- ----- ----- 58,423,328.73	----- 1,158,255.05 -1,199,625.27 39,400,152.49 39,358,782.27	93,119,259.09 ----- -52,165,872.18 -40,953,386.91 -0-
<b>SUBTOTAL</b>	36		4127		-0-	-----	97,782,111.00	58,423,328.73	39,358,782.27	-0-
GUARANTY AND INDEMNITY GUARANTEED LOAN FINANCING ACCOUNT, DEPARTMENT OF VETERANS AFFAIRS FUND RESOURCES: UNDISBURSED FUNDS ACCOUNTS RECEIVABLE FUND EQUITIES: UNOBLIGATED BALANCE ACCOUNTS PAYABLE	NO YEAR	36	4129		2,132,326,632.90 743.75 -2,129,649,930.57 -2,677,446.08 -0-	----- ----- ----- ----- -----	----- ----- ----- ----- -----	-733,874,214.15 ----- ----- ----- -733,874,214.15	----- ----- 724,105,091.58 9,769,122.57 733,874,214.15	2,866,200,847.05 743.75 -2,853,755,022.15 -12,446,568.65 -0-
<b>SUBTOTAL</b>	36		4129		-0-	-----	-----	-733,874,214.15	733,874,214.15	-0-

**APPROPRIATION, OUTLAYS, AND BALANCES - Continued**

Appropriation or Fund Account Title	Period of Availability	Account Symbol		Balances beginning of fiscal year	Appropriations and other obligational authority <sup>1</sup>	Transfers borrowings and investments (net) <sup>2</sup>	Outlays (net)	Balances withdrawn and other transactions <sup>3</sup>	Balances end or fiscal year <sup>4</sup>
		Dept. Reg	Tr. Fm						
DIRECT LOAN FINANCING ACCOUNT, DEPARTMENT OF VETERANS AFFAIRS FUND RESOURCES:									
UNDISBURSED FUNDS	NO YEAR	36		424,763.63	-----	110,255.00	27,039.79	-----	507,978.84
FUND EQUITIES:									
UNOBLIGATED BALANCE				-418,152.83	-----	-----	-----	9,940.01	-428,092.84
ACCOUNTS PAYABLE				-6,610.80	-----	-----	-----	73,275.20	-79,886.00
				-0-	-----	-----	-----	83,215.21	-0-
	SUBTOTAL	36	4128			110,255.00	27,039.79		
NATIVE AMERICAN VETERAN HOUSING DIRECT LOAN FINANCING ACCOUNT, DEPARTMENT									
FUND RESOURCES:									
UNDISBURSED FUNDS	NO YEAR	36	4130	-----	-----	703,365.00	265,923.68	-----	437,441.32
FUND EQUITIES:									
UNOBLIGATED BALANCE				-----	-----	-----	-----	-17,557.34	517,557.34
ACCOUNTS PAYABLE				-----	-----	-----	-----	454,998.66	-454,998.66
	SUBTOTAL	36	4130	-0-		703,365.00	265,923.68	437,441.32	-0-
VOCATIONAL REHABILITATION DIRECT LOAN FINANCING ACCOUNT, DEPARTMENT OF VETERANS AFFAIRS									
FUND RESOURCES:									
UNDISBURSED FUNDS	NO YEAR	36	4112	1,191,609.45	-----	587,002.00	214,499.93	-----	1,564,111.52
ACCOUNTS RECEIVABLE				15,890.90	-----	-----	-----	-192,675.10	208,566.00
FUND EQUITIES:									
UNOBLIGATED BALANCE				-41,801.21	-----	-----	-----	455,284.39	-497,085.60
ACCOUNTS PAYABLE				-1,165,699.14	-----	-----	-----	109,892.78	-1,275,591.92
	SUBTOTAL	36	4112	-0-		587,002.00	214,499.93	372,502.07	-0-
TOTAL, FINANCING ACCOUNTS .....				-----	-----	346,490,048.00	-569,372,177.79	915,862,225.79	-----

**FOOTNOTES**

- 1 The amounts in this column, unless otherwise footnoted, represent appropriations, increases and rescissions in borrowing authority or new contract authority. Appropriation accounts with appropriation transfer activity are presented in Table 1 (Appropriations and Appropriation Transfers) at the end of the chapter.
- 2 The amounts in this column, unless otherwise footnoted, represent transfers-other than appropriation transfers, borrowings (gross), investments (net), unrealized discounts or agent cashier funds.
- 3 The amounts in this column, unless otherwise footnoted, represent obligated balances canceled for fiscal year 1989 pursuant to 31 U.S.C. 1553, changes in unfilled customer orders, accounts receivable, accounts payable, undelivered orders, unobligated balances and adjustments to borrowing and contract authority.
- 4 Unobligated balances for no-year or unexpired multiple year accounts are available for obligation; unobligated balances for expired fiscal year accounts are not available for obligation.
- 5 Subject to disposition by the administrative agency.
- 6 Includes \$15,614,068.70 which is covered by investments.
- 7 Includes \$1,518,713.41 which is covered by investments.
- 8 Includes \$627,873,166.74 which unobligated- unavailable and is subject to disposition by the administrative agency.
- 9 Includes \$103,344,505.57 which unobligated- unavailable and is subject to disposition by the administrative agency.
- 10 The opening balances of the following accounts have been adjusted during the current fiscal year and do not agree with last year's closing balances.
 

<u>Account</u>	<u>Amount</u>
3630190	\$57,000.00
3620190	28,000.00
Unobligated Balance	
- 11 Includes \$22,770,712.29 which is covered by investments.
- 12 Represents capital transfer to miscellaneous receipts.
- 13 Includes \$1,016,821,741.98 which is covered by investments.
- 14 Includes \$19,261,419.47 which is covered by investments.
- 15 Includes \$131,018,768.08 which is covered by investments.

**APPROPRIATION, OUTLAYS, AND BALANCES—Continued**

**FOOTNOTES**

**TABLE 1-APPROPRIATIONS AND APPROPRIATION TRANSFERS-VETERANS AFFAIRS**

ACCOUNT SYMBOL	NET APPROPRIATIONS AND APPROPRIATION TRANSFERS	APPROPRIATION AMOUNT	NET APPROPRIATION TRANSFERS	ACCOUNTS INVOLVED	AMOUNT FROM OR TO (-)	CITATIONS OF LAW
36X0102	\$17,491,146,000.00	\$17,526,446,000.00	-\$35,300,000.00	36X0137	-\$30,000,000.00	107 STAT 1281
				36X4138	-6,000,000.00	107 STAT 1275
36X0110	474,100,000.00	414,600,000.00	59,500,000.00	97X5187	700,000.00	105 STAT 158
				11X0033	47,500,000.00	108 STAT 14
				36X0111	-2,000,000.00	108 STAT 10
				36X4538	14,000,000.00	107 STAT 1279
36X0111	155,540,000.00	153,540,000.00	2,000,000.00	36X0110	2,000,000.00	108 STAT 10
36X0137	1,080,600,000.00	1,050,600,000.00	30,000,000.00	36X0102	30,000,000.00	107 STAT 1281
3640151	827,450,000.00	826,749,000.00	701,000.00	36X0160	802,000.00	108 STAT 10
				3640160	-101,000.00	108 STAT 10
3640152	71,000,000.00	68,500,000.00	2,500,000.00	3640160	2,500,000.00	108 STAT 21
36X0160	20,198,000.00	21,000,000.00	-802,000.00	3640151	-802,000.00	108 STAT 10
3640160	14,968,952,000.00	14,971,452,000.00	-2,500,000.00	3640151	101,000.00	108 STAT 10
				3640152	-2,500,000.00	108 STAT 21
				3641114	-2,000.00	108 STAT 10
				3641119	-99,000.00	108 STAT 10
3641114	806,000.00	804,000.00	2,000.00	3640160	2,000.00	108 STAT 10
3641119	56,330,000.00	56,231,000.00	99,000.00	3640160	99,000.00	108 STAT 10
36X4138	6,000,000.00	0.00	6,000,000.00	36X0102	6,000,000.00	107 STAT 1275
36X4538	-12,647,000.00	1,353,000.00	-14,000,000.00	36X0110	-14,000,000.00	107 STAT 1279
TOTALS	\$35,139,475,000.00	\$35,091,275,000.00	\$48,200,000.00		\$48,200,000.00	

**APPROPRIATION, OUTLAYS, AND BALANCES - Continued**

Appropriation or Fund Account		Account Symbol			Balances beginning of fiscal year	Appropriations and other obligational authority <sup>1</sup>	Transfers borrowings and investments (net) <sup>2</sup>	Outlays (net)	Balances withdrawn and other transactions <sup>3</sup>	Balances end or fiscal year <sup>4</sup>
Title	Period of Availability	Dept Reg	Tr Fm	Account No.						
<b>ENVIRONMENTAL PROTECTION AGENCY</b>										
<b>GENERAL FUND ACCOUNTS</b>										
OFFICE OF INSPECTOR GENERAL, ENVIRONMENTAL PROTECTION AGENCY FUND RESOURCES:										
UNDISBURSED FUNDS	1994	68		0112		\$27,647,900.00		\$22,830,299.12		\$4,817,600.88
	1993					\$8,214,433.13		7,288,092.70		926,340.43
	1992					2,405,020.43		496,451.61		1,908,568.82
	1991					1,696,824.98		54,484.60		1,642,340.38
	1990					1,500,717.54		57,368.31		1,443,349.23
ACCOUNTS RECEIVABLE						9,791,745.06			-\$4,770,618.65	14,562,363.71
FUND EQUITIES:										
UNOBLIGATED BALANCE						-10,346,134.72			3,624,099.55	-13,970,234.27
ACCOUNTS PAYABLE						-4,243,965.33			-1,747,934.52	-2,496,060.81
UNDELIVERED ORDERS						-9,018,621.09			-184,342.72	-8,834,278.37
SUBTOTAL		68		0112		-0-	27,647,900.00	30,726,696.34	-3,078,796.34	-0-
ABATEMENT, CONTROL AND COMPLIANCE LOAN PROGRAM ACCOUNT, ENVIRONMENTAL PROTECTION AGENCY FUND RESOURCES:										
UNDISBURSED FUNDS	1993	68		0118		29,494,399.19		6,541,285.15		22,953,114.04
	1992-93					9,252,457.83		2,727,897.62		6,524,560.21
ACCOUNTS RECEIVABLE						31,289,706.53			10,692,758.49	20,596,948.04
FUND EQUITIES:										
UNOBLIGATED BALANCE						-6,986,543.59			1,772,982.74	-8,759,526.33
ACCOUNTS PAYABLE						-31,354,151.75			-10,698,048.13	-20,656,103.62
UNDELIVERED ORDERS						-31,695,868.21			-11,036,875.87	-20,658,992.34
SUBTOTAL		68		0118		-0-		9,269,182.77	-9,269,182.77	-0-
SALARIES AND EXPENSES, ENVIRONMENTAL PROTECTION AGENCY FUND RESOURCES:										
UNDISBURSED FUNDS	1994	68		0200			852,425,000.00	-\$102,550.00	\$815,856,585.56	36,465,864.44
	1992					19,596,604.65		4,323,689.11		15,272,915.54
	1991					14,666,343.38		-841,210.99		15,607,554.37
	1990					9,611,447.62		-1,439,570.89		11,051,018.51
	1989					15,065,584.20		63,780.37	15,001,803.83	
FUNDS HELD OUTSIDE THE TREASURY								102,550.00		102,550.00
ACCOUNTS RECEIVABLE						3,221,494.67			-5,812,613.66	9,034,108.33
UNFILLED CUSTOMER ORDERS									-705,047.03	705,047.03
FUND EQUITIES:										
UNOBLIGATED BALANCE						-20,963,964.61			887,918.01	-21,851,882.62
ACCOUNTS PAYABLE						-14,104,678.20			26,915,563.37	-41,020,241.57
UNDELIVERED ORDERS						-27,092,831.71			-1,725,897.68	-25,366,934.03
SUBTOTAL		68		0200		-0-	852,425,000.00	817,863,273.16	34,561,726.84	-0-
PROGRAM AND RESEARCH OPERATIONS, ENVIRONMENTAL PROTECTION AGENCY FUND RESOURCES:										
UNDISBURSED FUNDS	1994	68		0201				1,181,114.82		<sup>6</sup> -1,181,114.82
	1993-94					1,000,000.00		724,603.98		275,396.02
	1993					42,679,452.69		30,877,512.05		11,801,940.64
ACCOUNTS RECEIVABLE						7,334,202.30			6,397,896.57	936,305.73
FUND EQUITIES:										
UNOBLIGATED BALANCE						-13,017,668.89			-2,875,371.70	<sup>7</sup> -10,142,297.19
ACCOUNTS PAYABLE						-33,567,417.90			-33,211,215.18	-356,202.72
UNDELIVERED ORDERS						-4,428,568.20			-3,094,540.54	-1,334,027.66
SUBTOTAL		68		0201		-0-		32,783,230.85	-32,783,230.85	-0-
RESEARCH AND DEVELOPMENT, ENVIRONMENTAL PROTECTION AGENCY FUND RESOURCES:										
UNDISBURSED FUNDS	1994-95	68		0107			338,701,000.00	\$79,424,786.51		259,276,213.49
	1993-94					239,485,812.65		<sup>8</sup> 171,625,593.58		67,860,219.07
	1992-93					54,683,333.47		39,440,309.71		15,243,023.76
	1991-92					12,792,000.08		2,799,707.82		9,992,292.26
	1990-91					4,983,787.29		1,809,132.25		3,174,655.04
	1989-90					4,206,875.84		420,056.15		3,786,819.69
	1988-89					2,189,736.05				
	NO YEAR					826,758.47		1,387,830.79	801,905.26	
ACCOUNTS RECEIVABLE						21,381,664.88		35,105.34		791,653.13
UNFILLED CUSTOMER ORDERS									4,929,106.23	16,452,558.65
									-25,237,937.94	25,237,937.94

**APPROPRIATION, OUTLAYS, AND BALANCES - Continued**

Appropriation or Fund Account		Account Symbol		Balances beginning of fiscal year	Appropriations and other obligational authority <sup>1</sup>	Transfers borrowings and investments (net) <sup>2</sup>	Outlays (net)	Balances withdrawn and other transactions <sup>3</sup>	Balances end or fiscal year <sup>4</sup>	
Title	Period of Availability	Dept. Reg	Tr. Fm							Account No.
<b>FUND EQUITIES:</b>										
UNOBLIGATED BALANCE				-20,132,812.80	-----	-----	-----	-879,954.53	-19,252,858.27	
ACCOUNTS PAYABLE				-26,761,311.92	-----	-----	-----	5,863,828.73	-32,625,140.65	
UNDELIVERED ORDERS				-293,655,844.01	-----	-----	-----	56,281,530.10	-349,937,374.11	
SUBTOTAL				-0-	338,701,000.00	-----	296,942,522.15	41,758,477.85	-0-	
<b>ENERGY RESEARCH AND DEVELOPMENT, ENVIRONMENTAL PROTECTION AGENCY</b>										
<b>FUND RESOURCES:</b>										
UNDISBURSED FUNDS				761,566.26	-----	-----	61,252.92	-----	700,313.34	
<b>FUND EQUITIES:</b>										
UNOBLIGATED BALANCE				-623,003.42	-----	-----	-----	8,437.59	-631,441.01	
UNDELIVERED ORDERS				-138,562.84	-----	-----	-----	-69,690.51	-68,672.33	
SUBTOTAL				-0-	-----	-----	61,252.92	-61,252.92	-0-	
<b>ABATEMENT, CONTROL AND COMPLIANCE, ENVIRONMENTAL PROTECTION AGENCY</b>										
<b>FUND RESOURCES:</b>										
UNDISBURSED FUNDS				-	1,352,535,000.00	-----	1,631,974,292.72	-----	720,560,707.28	
1994-95				-	-----	-----	1,472,922,932.71	-----	216,595,960.23	
1993-94				689,518,892.94	-----	-----	123,202,035.47	-----	88,956,564.53	
1992-93				212,158,600.00	-----	-----	35,466,599.51	-----	47,731,410.17	
1991-92				83,198,009.68	-----	-----	9,105,853.46	-----	28,299,950.35	
1990-91				37,405,803.81	-----	-----	1,680,782.67	-----	40,168,240.68	
1989-90				41,849,023.35	-----	-----	-----	-----	-----	
1988-89				15,345,053.80	-----	-----	185,804.43	12,872,774.00	-----	
NO YEAR				4,985,816.86	6,200,000.00	145,857.78	101,421.38	-----	11,230,253.26	
<b>TRANSFER TO: FEDERAL EMERGENCY MANAGEMENT AGENCY</b>										
1988-89				190,809.93	-----	-185,804.43	5,005.50	-----	-----	
FUNDS HELD OUTSIDE THE TREASURY				161,282.78	-----	-145,857.78	-----	-----	15,425.00	
ACCOUNTS RECEIVABLE				56,048,965.72	-----	-----	-----	12,419,444.36	43,629,521.36	
UNFILLED CUSTOMER ORDERS				-----	-----	-----	-----	-19,511,372.36	19,511,372.36	
<b>FUND EQUITIES:</b>										
UNOBLIGATED BALANCE				-92,281,257.30	-----	-----	-----	-1,436,733.05	-90,844,524.25	
ACCOUNTS PAYABLE				-110,911,582.74	-----	-----	-----	-1,967,512.61	-108,944,070.13	
UNDELIVERED ORDERS				-937,669,418.83	-----	-----	-----	79,241,392.01	-1,016,910,810.84	
SUBTOTAL				-0-	1,358,735,000.00	-----	1,277,117,007.65	81,617,992.35	-0-	
<b>BUILDINGS AND FACILITIES, ENVIRONMENTAL PROTECTION AGENCY</b>										
<b>FUND RESOURCES:</b>										
UNDISBURSED FUNDS				169,270,033.37	18,000,000.00	-----	36,363,452.41	-----	150,906,580.96	
ACCOUNTS RECEIVABLE				5,828.07	-----	-----	-----	3,633.00	2,195.07	
<b>FUND EQUITIES:</b>										
UNOBLIGATED BALANCE				-104,127,547.55	-----	-----	-----	-2,784,343.21	-101,343,204.34	
ACCOUNTS PAYABLE				-1,651,265.34	-----	-----	-----	5,905,903.16	-7,557,168.50	
UNDELIVERED ORDERS				-63,497,048.55	-----	-----	-----	-21,488,645.36	-42,008,403.19	
SUBTOTAL				-0-	18,000,000.00	-----	36,363,452.41	-18,363,452.41	-0-	
<b>STATE REVOLVING FUNDS CONSTRUCTION GRANTS, ENVIRONMENTAL PROTECTION AGENCY</b>										
<b>FUND RESOURCES:</b>										
UNDISBURSED FUNDS				7,218,234,857.57	2,455,000,000.00	-----	1,978,250,931.19	-----	7,694,983,926.38	
ACCOUNTS RECEIVABLE				45,018,857.48	-----	-----	-----	386,503.21	44,632,354.27	
<b>FUND EQUITIES:</b>										
UNOBLIGATED BALANCE				-624,790,883.45	-----	-----	-----	994,721,001.86	-1,619,511,885.31	
ACCOUNTS PAYABLE				-95,390,102.12	-----	-----	-----	13,274,098.15	-108,664,200.27	
UNDELIVERED ORDERS				-6,543,072,729.48	-----	-----	-----	-531,632,534.41	-6,011,440,195.07	
SUBTOTAL				-0-	2,455,000,000.00	-----	1,978,250,931.19	476,749,068.81	-0-	
<b>SCIENTIFIC ACTIVITIES OVERSEAS, SPECIAL FOREIGN CURRENCY PROGRAM, ENVIRONMENTAL PROTECTION AGENCY</b>										
<b>FUND RESOURCES:</b>										
UNDISBURSED FUNDS				359,274.47	-----	-----	-----	-----	361,886.54	
ACCOUNTS RECEIVABLE				2,612.07	-----	-----	-----	2,612.07	-----	
<b>FUND EQUITIES:</b>										
UNDELIVERED ORDERS				-361,886.54	-----	-----	-----	-----	-361,886.54	
SUBTOTAL				-0-	-----	-----	-2,612.07	2,612.07	-0-	
<b>OPERATIONS, RESEARCH, AND FACILITIES, ENVIRONMENTAL PROTECTION AGENCY</b>										
<b>FUND RESOURCES:</b>										
UNDISBURSED FUNDS				1,218,071.27	-----	-----	-----	-----	1,218,071.27	
ACCOUNTS RECEIVABLE				-----	-----	-----	-----	-39.14	39.14	
<b>FUND EQUITIES:</b>										
UNOBLIGATED BALANCE				-272,492.44	-----	-----	-----	39.14	-272,531.58	
ACCOUNTS PAYABLE				-1,000.00	-----	-----	-----	-1,000.00	-----	
UNDELIVERED ORDERS				-944,578.83	-----	-----	-----	1,000.00	-945,578.83	
SUBTOTAL				-0-	-----	-----	-----	-----	-0-	

FOOTNOTES AT END OF CHAPTER



**APPROPRIATION, OUTLAYS, AND BALANCES - Continued**

Appropriation or Fund Account		Account Symbol			Balances beginning of fiscal year	Appropriations and other obligational authority <sup>1</sup>	Transfers borrowings and investments (net) <sup>2</sup>	Outlays (net)	Balances withdrawn and other transactions <sup>3</sup>	Balances end of fiscal year <sup>4</sup>
Title	Period of Availability	Dept. Reg	Account No.	Sub No.						
<b>GENERAL FUND ACCOUNTS-CONTINUED</b>										
PAYMENT TO THE HAZARDOUS SUBSTANCES SUPERFUND, ENVIRONMENTAL PROTECTION AGENCY										
FUND RESOURCES:										
UNDISBURSED FUNDS	NO YEAR	68	0250		-----	\$250,000,000.00	-----	\$250,000,000.00	-----	-----
ACCOUNTS RECEIVABLE					\$733,955,348.43	-----	-----	-----	-----	\$733,955,348.43
FUND EQUITIES:										
ACCOUNTS PAYABLE					-733,955,348.43	-----	-----	-----	-----	-733,955,348.43
	SUBTOTAL	68	0250		-----	250,000,000.00	-----	250,000,000.00	-----	-----
<b>SPECIAL FUND ACCOUNTS</b>										
EXXON VALDEZ SETTLEMENT FUND, ENVIRONMENTAL PROTECTION AGENCY										
FUND RESOURCES:										
UNDISBURSED FUNDS	NO YEAR	68	5297		4,487,318.00	-----	-----	-----	-----	4,487,318.00
UNFILLED CUSTOMER ORDERS					4,487,318.00	-----	-----	-----	-----	4,487,318.00
FUND EQUITIES:										
UNOBLIGATED BALANCE					-4,487,318.00	-----	-----	-----	-----	-4,487,318.00
ACCOUNTS PAYABLE					-4,487,318.00	-----	-----	-----	-----	-4,487,318.00
	SUBTOTAL	68	5297		-----	-----	-----	-----	-----	-----
<b>PUBLIC ENTERPRISE FUNDS</b>										
REREGISTRATION AND EXPEDITED PROCESSING FUND, ENVIRONMENTAL PROTECTION AGENCY										
FUND RESOURCES:										
UNDISBURSED FUNDS	NO YEAR	68	4310		950,509.20	-----	\$486,628.05	1,235,942.68	-----	201,194.57
UNREALIZED DISCOUNT ON INVESTMENTS					-10,693.41	-----	-21,628.05	-----	-----	-32,321.46
INVESTMENTS IN PUBLIC DEBT SECURITIES					10,220,000.00	-----	-465,000.00	-----	-----	9,755,000.00
ACCOUNTS RECEIVABLE					3,999.87	-----	-----	-----	-\$8,031.04	12,030.91
UNFILLED CUSTOMER ORDERS					6,451,038.31	-----	-----	-----	665,824.60	5,785,213.71
FUND EQUITIES:										
UNOBLIGATED BALANCE					-9,917,401.26	-----	-----	-----	-270,394.97	-9,647,006.29
ACCOUNTS PAYABLE					-6,405,077.07	-----	-----	-----	-1,616,938.20	-4,788,138.87
UNDELIVERED ORDERS					-1,292,375.64	-----	-----	-----	-6,403.07	-1,298,772.57
	SUBTOTAL	68	4310		-----	-----	-----	1,235,942.68	-1,235,942.68	-----
REVOLVING FUND FOR CERTIFICATION AND OTHER SERVICES, ENVIRONMENTAL PROTECTION AGENCY										
FUND RESOURCES:										
UNDISBURSED FUNDS	NO YEAR	68	4311		4,246,168.14	-----	-----	1,122,116.65	-----	3,124,051.49
UNFILLED CUSTOMER ORDERS					4,156,683.14	-----	-----	-----	1,116,349.35	3,040,333.79
FUND EQUITIES:										
UNOBLIGATED BALANCE					-4,156,683.14	-----	-----	-----	-1,116,349.35	-3,040,333.79
ACCOUNTS PAYABLE					-4,246,168.14	-----	-----	-----	-1,122,116.65	-3,124,051.49
	SUBTOTAL	68	4311		-----	-----	-----	1,122,116.65	-1,122,116.65	-----
ABATEMENT, CONTROL AND COMPLIANCE, DIRECT LOAN LIQUIDATING ACCOUNT, ENVIRONMENTAL PROTECTION AGENCY										
FUND RESOURCES:										
UNDISBURSED FUNDS	1991-92	68	4321		16,143,529.76	-----	-----	1,726,106.83	-----	14,417,422.93
	1990-91				6,455,525.64	-----	-----	1,780,110.55	-----	4,675,415.09
	1989-90				1,928,140.56	-----	-----	-48,373.89	-----	1,976,514.45
	1988-89				6,600.00	-----	-----	-----	6,600.00	-----
FUND EQUITIES:										
UNOBLIGATED BALANCE					-11,251,758.61	-----	-----	-----	3,442,505.87	-14,694,264.48
UNDELIVERED ORDERS					-13,282,037.35	-----	-----	-----	-6,906,949.36	-6,375,087.99
	SUBTOTAL	68	4321		-----	-----	-----	3,457,843.49	-3,457,843.49	-----
<b>TRUST FUND ACCOUNTS</b>										
HAZARDOUS SUBSTANCE SUPERFUND										
FUND RESOURCES:										
UNDISBURSED FUNDS	NO YEAR	20	8145		735,203,496.38	2,061,777,780.12	-2,063,003,017.91	-33,469.88	-----	734,011,727.47
TRANSFER TO:										
NATIONAL OCEANIC AND ATMOSPHERIC ADMINISTRATION, COMMERCE	NO YEAR	13	20	8145	14	211,132.64	-----	2,224,708.70	-----	605,285.55
OFFICE OF THE SECRETARY, INTERIOR	NO YEAR	14	20	8145	1	24,260.27	-----	608,000.00	-----	51,804.42
LABOR, OCCUPATIONAL SAFETY AND HEALTH ADMINISTRATION	NO YEAR	16	20	8145	4	1,608,025.37	-----	350,000.00	-----	1,738,310.86
FEDERAL EMERGENCY MANAGEMENT AGENCY	NO YEAR	58	20	8145		116,082.10	-----	1,000,000.00	-----	1,144,841.31
ENVIRONMENTAL PROTECTION AGENCY	NO YEAR	68	20	8145		11,484,952.00	-----	1,492,678,929.36	121,415,801,993.60	88,361,887.76

**APPROPRIATION, OUTLAYS, AND BALANCES - Continued**

Appropriation or Fund Account Title	Period of Availability	Account Symbol		Balances beginning of fiscal year	Appropriations and other obligational authority <sup>1</sup>	Transfers borrowings and investments (net) <sup>2</sup>	Outlays (net)	Balances withdrawn and other transactions <sup>3</sup>	Balances end or fiscal year <sup>4</sup>
		Dept. Reg	Tr Fm						
HEALTH AND HUMAN SERVICES, CENTERS FOR DISEASE CONTROL CORPS OF ENGINEERS	NO YEAR	75	20	8145	9	14,380,465.73	---	---	11,433,303.65
UNREALIZED DISCOUNT ON INVESTMENTS	NO YEAR	96	20	8145		2,297.06	---	---	---
INVESTMENTS IN PUBLIC DEBT SECURITIES						-151,941,825.44	---	---	-283,558,148.53
FUNDS HELD OUTSIDE THE TREASURY						4,697,815,000.00	---	---	5,340,575,000.00
ACCOUNTS RECEIVABLE						598.19	---	---	598.19
UNFILLED CUSTOMER ORDERS						3,286,714,852.57	---	13,787,744.60	3,272,927,107.97
FUND EQUITIES:						258,718,012.00	---	-28,734,960.50	287,452,972.50
UNOBLIGATED BALANCE						-5,560,341,963.70	---	593,178,566.73	-6,153,520,550.43
ACCOUNTS PAYABLE						-464,972,452.80	---	113,138,196.35	-578,110,649.15
UNDELIVERED ORDERS						-2,829,022,911.37	---	-106,938,766.80	-2,722,084,144.57
SUBTOTAL		20		8145		-0-	2,061,777,780.12	1,477,346,999.74	584,430,780.38
HAZARDOUS SUBSTANCE SUPERFUND, ENVIRONMENTAL PROTECTION AGENCY									
FUND RESOURCES:									
UNDISBURSED FUNDS	1994	68		8145		---	11,778,000.00	---	---
ACCOUNTS RECEIVABLE						---	---	-4,500,000.00	4,500,000.00
FUND EQUITIES:						---	---	---	---
ACCOUNTS PAYABLE						---	---	597,486.39	-597,486.39
UNDELIVERED ORDERS						---	---	3,902,513.61	-3,902,513.61
SUBTOTAL		68		8145		-0-	11,778,000.00	11,778,000.00	-0-
LEAKING UNDERGROUND STORAGE TANK TRUST FUND, ENVIRONMENTAL PROTECTION AGENCY									
FUND RESOURCES:									
UNDISBURSED FUNDS	1994	68		8153		---	500,000.00	---	---
ACCOUNTS RECEIVABLE						---	---	-169,100.00	169,100.00
FUND EQUITIES:						---	---	---	---
ACCOUNTS PAYABLE						---	---	18,624.29	-18,624.29
UNDELIVERED ORDERS						---	---	152,725.80	-152,725.80
SUBTOTAL		68		8153		-0-	500,000.00	497,749.91	2,250.09
LEAKING UNDERGROUND STORAGE TANK TRUST FUND									
FUND RESOURCES:									
UNDISBURSED FUNDS	1993-94	20		8153		---	850,000.00	---	---
TRANSFER TO: ENVIRONMENTAL PROTECTION AGENCY	NO YEAR					134,705.64	176,706,499.31	13-176,706,482.01	4,722.94
UNREALIZED DISCOUNT ON INVESTMENTS						---	---	---	---
INVESTMENTS IN PUBLIC DEBT SECURITIES						---	---	---	---
ACCOUNTS RECEIVABLE						---	---	---	---
FUND EQUITIES:						---	---	---	---
UNOBLIGATED BALANCE						---	---	---	---
ACCOUNTS PAYABLE						---	---	---	---
UNDELIVERED ORDERS						---	---	---	---
SUBTOTAL		20		8153		-0-	177,556,499.31	69,020,050.52	108,536,448.79
OIL SPILL RESPONSES, ENVIRONMENTAL PROTECTION AGENCY									
FUND RESOURCES:									
UNDISBURSED FUNDS	1993-94	68		8221		700,000.00	---	372,407.50	327,592.50
ACCOUNTS RECEIVABLE	NO YEAR					13,778,256.21	21,239,000.00	19,797,429.38	15,219,826.83
UNFILLED CUSTOMER ORDERS						100.00	---	---	1,222,947.62
FUND EQUITIES:						---	---	---	---
UNOBLIGATED BALANCE						---	---	---	---
ACCOUNTS PAYABLE						---	---	---	---
UNDELIVERED ORDERS						---	---	---	---
SUBTOTAL		68		8221		-0-	21,239,000.00	20,169,836.88	1,069,163.12
MISCELLANEOUS CONTRIBUTED FUNDS, ENVIRONMENTAL PROTECTION AGENCY									
FUND RESOURCES:									
UNDISBURSED FUNDS	NO YEAR	68		8741		75,608.95	---	---	75,608.95
FUND EQUITIES:						---	---	---	---
UNOBLIGATED BALANCE						---	---	---	---
ACCOUNTS PAYABLE						---	---	---	---
UNDELIVERED ORDERS						---	---	---	---
SUBTOTAL		68		8741		-0-	---	---	-0-

FOOTNOTES AT END OF CHAPTER

APPROPRIATION, OUTLAYS, AND BALANCES - Continued

Appropriation or Fund Account		Account Symbol		Balances beginning of fiscal year	Appropriations and other obligational authority <sup>1</sup>	Transfers borrowings and investments (net) <sup>2</sup>	Outlays (net)	Balances withdrawn and other transactions <sup>3</sup>	Balances end or fiscal year <sup>4</sup>
Title	Period of Availability	Dept Reg	Account No						
<b>DEDUCTIONS FOR OFFSETTING RECEIPTS</b>									
PROPRIETARY RECEIPTS FROM THE PUBLIC				-----	-\$199,907,952.90	-----	-\$199,907,952.90	-----	-----
INTRABUDGETARY TRANSACTIONS				-----	-250,000,000.00	-----	-250,000,000.00	-----	-----
OFFSETTING GOVERNMENTAL RECEIPTS				-----	-8,807,579.46	-----	-8,807,579.46	-----	-----
TOTAL				-----	-458,715,532.36	-----	-458,715,532.36	-----	-----
TOTAL, ENVIRONMENTAL PROTECTION AGENCY				-----	7,114,644,647.07	-----	5,855,287,944.88	\$1,259,356,702.19	-----
<b>MEMORANDUM</b>									
<b>FINANCING ACCOUNTS</b>									
<b>PUBLIC ENTERPRISE FUNDS</b>									
ABATEMENT, CONTROL AND COMPLIANCE									
DIRECT LOAN FINANCING ACCOUNT,									
ENVIRONMENTAL PROTECTION AGENCY									
FUND RESOURCES									
UNDISBURSED FUNDS	NO YEAR	68	4322	-\$208,065.28	-----	\$13,757,756.52	12,534,015.52	-----	\$1,015,675.72
AUTHORITY TO BORROW FROM THE TREASURY				45,523,562.09	808,042.63	-13,757,756.52	-----	2,528,119.84	30,045,728.36
ACCOUNTS RECEIVABLE				43,670,176.43	-----	-----	-----	-1,841,257.03	45,511,433.46
FUND EQUITIES									
ACCOUNTS PAYABLE				-12,172,404.62	-----	-----	-----	13,757,756.52	-25,930,161.14
UNDELIVERED ORDERS				-76,813,268.62	-----	-----	-----	-26,170,592.22	-50,642,676.40
SUBTOTAL		68	4322	-0-	808,042.63	-----	12,534,015.52	-11,725,972.89	-0-
TOTAL, FINANCING ACCOUNTS				-----	808,042.63	-----	12,534,015.52	-11,725,972.89	-----

---

---

**APPROPRIATION, OUTLAYS, AND BALANCES—Continued**

---

---

**FOOTNOTES**

---

- 1 The amounts in this column, unless otherwise footnoted, represent appropriations, increases and rescissions in borrowing authority or new contract authority. Appropriation accounts with appropriation transfer activity are presented in Table 1 (Appropriations and Appropriation Transfers) at the end of the chapter.
- 2 The amounts in this column, unless otherwise footnoted, represent transfers-other than appropriation transfers, borrowings (gross), investments (net), unrealized discounts or agent cashier funds.
- 3 The amounts in this column, unless otherwise footnoted, represent obligated balances canceled for fiscal year 1989 pursuant to 31 U.S.C. 1553, changes in unfilled customer orders, accounts receivable, accounts payable, undelivered orders, unobligated balances and adjustments to borrowing and contract authority.
- 4 Unobligated balances for no-year or unexpired multiple year accounts are available for obligation; unobligated balances for expired fiscal year accounts are not available for obligation.
- 5 Includes \$19,557.56 which represents payments for obligations of a closed account.
- 6 Subject to disposition by the administrative agency.
- 7 Includes \$1,181,114.82 which is subject to disposition by the administrative agency.
- 8 Includes \$266,939.85 which represents payments for obligations of a closed account.
- 9 Includes \$2,162.87 which represents payments for obligations of a closed account.
- 10 Includes \$868,522.03 which represents payments for obligations of a closed account.
- 11 Includes \$344,933.55 which represents payments for obligations of a closed account.
- 12 Includes \$8,441.76 which represents payments for obligations of a closed account.
- 13 Excludes \$3,068,000.000 refund of taxes.

FOOTNOTES

TABLE 1-APPROPRIATIONS AND APPROPRIATION TRANSFERS-ENVIRONMENTAL PROTECTION AGENCY

ACCOUNT SYMBOL	NET APPROPRIATIONS AND APPROPRIATION TRANSFERS	APPROPRIATION AMOUNT	NET APPROPRIATION TRANSFERS	ACCOUNTS INVOLVED	AMOUNT FROM OR TO (-)	CITATIONS OF LAW
68X0108	\$6,200,000.00	\$0.00	\$6,200,000.00	89X0242	\$6,200,000.00	107 STAT 1328
684/50108	1,352,535,000.00	1,352,535,000.00	0.00	89X0242	0.00	107 STAT 1328
6840200	852,425,000.00	850,625,000.00	1,800,000.00	6840201	1,800,000.00	107 STAT 1328
			0.00	89X0242	0.00	107 STAT 1328
6840201	0.00	0.00	0.00	6840200	-1,800,000.00	107 STAT 1328
				89X0242	1,800,000.00	107 STAT 1328
6848145	11,778,000.00	0.00	11,778,000.00	20X8145	11,778,000.00	107 STAT 1293
6848153	500,000.00	0.00	500,000.00	20X8153	500,000.00	107 STAT 1293
68X8221	21,239,000.00	0.00	21,239,000.00	20X8145	21,239,000.00	107 STAT 1294
20X8145	-11,778,000.00	0.00	-11,778,000.00	6848145	-11,778,000.00	107 STAT 1293
20X8153	-1,350,000.00	0.00	-1,350,000.00	203/48153	-850,000.00	107 STAT 749
				6848153	-500,000.00	107 STAT 1293
203/48153	850,000.00	0.00	850,000.00	20X8153	850,000.00	107 STAT 749
TOTALS	\$2,232,399,000.00	\$2,203,160,000.00	\$29,239,000.00		\$29,239,000.00	

THIS PAGE  
LEFT BLANK  
INTENTIONALLY

APPROPRIATION, OUTLAYS, AND BALANCES - Continued

Appropriation or Fund Account		Account Symbol			Balances beginning of fiscal year	Appropriations and other obligatory authority <sup>1</sup>	Transfers borrowings and investments (net) <sup>2</sup>	Outlays (net)	Balances withdrawn and other transactions <sup>3</sup>	Balances end or fiscal year <sup>4</sup>
Title	Period of Availability	Dept Reg	Tr Fr	Account No						
<b>GENERAL SERVICES ADMINISTRATION</b>										
<b>REAL PROPERTY ACTIVITIES</b>										
<b>INTRAGOVERNMENTAL FUNDS</b>										
FEDERAL BUILDINGS FUND, GENERAL SERVICES ADMINISTRATION										
FUND RESOURCES										
UNDISBURSED FUNDS	NO YEAR	47		4542	1	\$4,450,090,851.47	\$156,245,000.00	-\$66,113,848.08	\$-213,088,147.05	\$4,753,310,150.44
(SLUC) UNDISTRIBUTED SIBAC CHARGEBACKS										
WASHINGTON, D.C.	NO YEAR	47		4542	193	-25,370,010.10			-21,016,222.35	6-4,353,787.75
TRANSFER TO										
JUDICIARY	NO YEAR	10	47	4542	1	457,420.85		2,193,100.00		712,844.46
DEPARTMENT OF AGRICULTURE	NO YEAR	12	47	4542	1	1,140,245.75		1,285,100.00		1,292,975.79
DEPARTMENT OF COMMERCE	NO YEAR	13	47	4542	1	15,470,622.74		83,936,236.48		22,382,107.81
INTERIOR	NO YEAR	14	47	4542	1	5,653,807.86		14,789,400.00		6,075,756.52
JUSTICE	NO YEAR	15	47	4542	1	16,205,628.23		18,590,988.49		12,673,363.05
LABOR	NO YEAR	16	47	4542	1	2,228,762.21		7,547,700.00		3,459,788.96
STATE	NO YEAR	19	47	4542	1	11,018,525.78		11,237,800.00		10,104,534.21
TREASURY	NO YEAR	20	47	4542	1	14,835,123.79		38,913,100.00		18,522,004.98
OFFICE OF PERSONNEL MANAGEMENT	NO YEAR	24	47	4542	1	1,188,365.18		4,321,500.00		1,493,136.01
FEDERAL TRADE COMMISSION	NO YEAR	29	47	4542	1	1,186,779.45		1,480,235.47		1,174,941.45
NUCLEAR REGULATORY COMMISSION	NO YEAR	31	47	4542	1	759,371.02		4,412,300.00		2,707,818.12
RAILROAD RETIREMENT BOARD	NO YEAR	60	47	4542	1	549,128.14		1,853,000.00		617,624.24
UNITED STATES INFORMATION AGENCY	NO YEAR	67	47	4542	1	45,242.77		93,200.00		60,250.73
ENVIRONMENTAL PROTECTION AGENCY	NO YEAR	68	47	4542	1	3,474,687.59		26,617,100.00		2,558,789.15
DEPARTMENT OF TRANSPORTATION, OFFICE OF THE SECRETARY	NO YEAR	69	47	4542	1	3,171,535.16		5,560,800.00		3,894,988.60
AGENCY FOR INTERNATIONAL DEVELOPMENT	NO YEAR	72	47	4542	1	6,022.26				6,022.26
DEPARTMENT OF HEALTH AND HUMAN SERVICES	NO YEAR	75	47	4542	1	18,164,137.58		45,410,300.00		22,562,560.48
NATIONAL AERONAUTICS AND SPACE ADMINISTRATION	NO YEAR	80	47	4542	1			1,121,800.00		
HOUSING AND URBAN DEVELOPMENT	NO YEAR	86	47	4542	1	1,863,686.96		5,550,010.81		2,741,658.53
DEPARTMENT OF ENERGY	NO YEAR	89	47	4542	1	5,292,380.05		14,839,005.93		5,729,817.58
CORPS OF ENGINEERS	NO YEAR	96	47	4542	1	107,960.07		583,100.00		310,897.34
DEFENSE	NO YEAR	97	47	4542	1	21,422,208.26		119,650,000.00		26,122,488.47
FUNDS HELD OUTSIDE THE TREASURY						465,888.22		-18,691.38		447,196.84
AUTHORITY TO BORROW FROM THE TREASURY						1,145,504,559.93	52,619,042.00	-407,805,873.00		790,317,728.93
ACCOUNTS RECEIVABLE						421,837,002.38			\$100,067,229.89	321,769,772.49
UNFILLED CUSTOMER ORDERS						1,099,568,058.12			-69,880,711.05	1,169,448,769.17
FUND EQUITIES:										
UNOBLIGATED BALANCE						-3,911,945,114.43			-495,719,209.99	-3,416,225,904.44
ACCOUNTS PAYABLE						-1,639,501,113.03				-1,736,241,064.81
UNDELIVERED ORDERS						-1,664,871,764.26			358,805,465.35	-2,023,677,229.61
						-0-				-0-
	SUBTOTAL	47		4542			208,864,042.00	-63,952,635.28	154,898,680.74	-9,987,274.02
TOTAL, REAL PROPERTY ACTIVITIES							208,864,042.00	-63,952,635.28	154,898,680.74	-9,987,274.02
<b>PERSONAL PROPERTY ACTIVITIES</b>										
<b>GENERAL FUND ACCOUNTS</b>										
<b>SPECIAL FUND ACCOUNTS</b>										
EXPENSES OF TRANSPORTATION AUDIT CONTRACTS AND CONTRACT ADMINISTRATION, GENERAL SERVICES ADMINISTRATION										
FUND RESOURCES:										
UNDISBURSED FUNDS	1994	47		5250			14,220,000.00		10,586,018.81	3,635,981.19
	1993					4,022,153.33			2,822,373.36	1,199,779.97
	1992					1,391,079.85	-100,000.00		61,632.43	1,229,447.42
	1991					2,876,762.48	-2,100,898.21		871.30	774,992.97
	1990					4,646,603.52	-3,900,000.00		1,912.00	744,691.52
	1989					2,351,843.49	-2,346,971.92			

**APPROPRIATION, OUTLAYS, AND BALANCES - Continued**

Appropriation or Fund Account		Account Symbol			Balances beginning of fiscal year	Appropriations and other obligational authority <sup>1</sup>	Transfers borrowings and investments (net) <sup>2</sup>	Outlays (net)	Balances withdrawn and other transactions <sup>3</sup>	Balances end or fiscal year <sup>4</sup>
Title	Period of Availability	Dept. Reg	Fm. Tr	Account No.						
ACCOUNTS RECEIVABLE									-557.35	557.35
FUND EQUITIES:										
UNOBLIGATED BALANCE									748,305.50	-1,840,732.18
ACCOUNTS PAYABLE									-1,542,316.02	-772,921.47
UNDELIVERED ORDERS									-6,908,981.73	-4,971,796.77
<b>INTRAGOVERNMENTAL FUNDS</b>	SUBTOTAL	47		5250				13,477,679.47	-7,903,549.60	-0-
GENERAL SUPPLY FUND, GENERAL SERVICES ADMINISTRATION										
FUND RESOURCES:										
UNDISBURSED FUNDS	NO YEAR	47		4530	1	335,808,515.37		-27,042,965.02		362,851,480.39
ACCOUNTS RECEIVABLE						219,437,726.94			-23,094,264.48	242,531,991.42
UNFILLED CUSTOMER ORDERS						277,161,195.00			37,210,911.00	239,950,284.00
FUND EQUITIES:										
UNOBLIGATED BALANCE						-358,017,815.42			66,120,274.85	-424,138,090.27
ACCOUNTS PAYABLE						-147,790,863.69			13,879,659.40	-161,670,523.09
UNDELIVERED ORDERS						-326,598,758.20			-67,073,615.75	-259,525,142.45
<b>INTRAGOVERNMENTAL FUNDS</b>	SUBTOTAL	47		4530		-0-		-27,042,965.02	27,042,965.02	-0-
TOTAL, PERSONAL PROPERTY ACTIVITIES							5,774,129.87	-13,565,285.55	19,339,415.42	-0-
<b>INFORMATION RESOURCES MANAGEMENT SERVICE</b>										
<b>GENERAL FUND ACCOUNTS</b>										
OPERATING EXPENSES, INFORMATION RESOURCES MANAGEMENT SERVICE, GENERAL SERVICES ADMINISTRATION										
FUND RESOURCES:										
UNDISBURSED FUNDS	1994	47		0900	1		45,763,000.00			
	1993					12,511,880.63		38,904,386.05		6,858,613.95
	1992					10,131,161.71	-1,042,615.00	9,505,241.69		3,006,638.94
	1991					5,149,828.38	-3,049,600.00	7,703,549.33		1,384,997.38
	1990					2,853,392.11	-2,440,600.00	653,799.51		1,446,428.87
	1989					1,828,585.97	-1,828,585.00	113,332.75		299,459.36
ACCOUNTS RECEIVABLE						6,431,940.78			97	
FUND EQUITIES:									-9,431,637.74	15,863,578.52
UNOBLIGATED BALANCE						-9,618,332.88			-5,809,310.83	-3,809,022.05
ACCOUNTS PAYABLE						-8,519,604.89			1,508,294.48	-10,027,899.37
UNDELIVERED ORDERS						-20,768,851.81			-5,746,056.21	-15,022,795.60
<b>INTRAGOVERNMENTAL FUNDS</b>	SUBTOTAL	47		0900		-0-	37,401,600.00	56,880,309.33	-19,478,709.33	-0-
INFORMATION TECHNOLOGY FUND, GENERAL SERVICES ADMINISTRATION										
FUND RESOURCES:										
UNDISBURSED FUNDS	NO YEAR	47		4548	1	405,062,624.54		11,380,011.11		393,682,613.43
ACCOUNTS RECEIVABLE						135,363,233.29			-35,952,360.49	171,315,593.78
UNFILLED CUSTOMER ORDERS						385,805,934.13			-41,938,919.65	427,744,853.78
FUND EQUITIES:										
UNOBLIGATED BALANCE						-315,446,321.46			38,033,703.82	-353,480,025.28
ACCOUNTS PAYABLE						-386,834,127.50			-12,896,920.80	-373,937,206.70
UNDELIVERED ORDERS						-223,951,343.00			41,374,486.01	-265,325,829.01
<b>INTRAGOVERNMENTAL FUNDS</b>	SUBTOTAL	47		4548		-0-		11,380,011.11	-11,380,011.11	-0-
TOTAL, INFORMATION RESOURCES MANAGEMENT SERVICE							37,401,600.00	68,260,320.44	-30,858,720.44	-0-

FOOTNOTES AT END OF CHAPTER



APPROPRIATION, OUTLAYS, AND BALANCES - Continued

Appropriation or Fund Account Title	Period of Availability	Account Symbol			Balances beginning of fiscal year	Appropriations and other obligational authority <sup>1</sup>	Transfers borrowings and investments (net) <sup>2</sup>	Outlays (net)	Balances withdrawn and other transactions <sup>3</sup>	Balances end of fiscal year <sup>4</sup>
		Dept. Reg	Tr Fm	Account No						
<b>FEDERAL PROPERTY RESOURCES ACTIVITIES</b>										
<b>GENERAL FUND ACCOUNTS</b>										
OPERATING EXPENSES, FEDERAL PROPERTY RESOURCES SERVICE, GENERAL SERVICES ADMINISTRATION										
FUND RESOURCES:										
UNDISBURSED FUNDS	1994	47	0533			\$15,741,000.00		\$12,681,658.12		\$3,059,341.88
	1993				\$1,125,721.64	-185,500.00		817,299.27		122,922.37
	1992				663,300.95	-333,100.00		-37,354.21		367,555.16
	1991				591,716.64	-424,200.00		-42,626.06		210,142.70
	1990				649,117.89	-409,900.00		-4,516.82		243,734.71
	1989				1,231,240.28	-999,500.00		10,172.48	\$221,567.80	
					1,731,492.49				537,419.37	1,194,073.12
ACCOUNTS RECEIVABLE										
FUND EQUITIES:										
UNOBLIGATED BALANCE					-2,718,565.53				-995,470.17	-1,723,095.36
ACCOUNTS PAYABLE					-1,537,754.78				-669,512.57	-668,242.21
UNDELIVERED ORDERS					-1,736,269.58				870,162.79	-2,606,432.37
					-0-				-35,832.78	-0-
	SUBTOTAL	47	0533			13,388,800.00		13,424,632.78		
REAL PROPERTY RELOCATION, GENERAL SERVICES ADMINISTRATION										
FUND RESOURCES:										
UNDISBURSED FUNDS	NO YEAR	47	0535		2,210,767.00			134,073.00		2,076,694.00
TRANSFER TO:										
UNITED STATES FISH AND WILDLIFE SERVICE	NO YEAR	14	47	0535	16	4,760,033.41		2,447,042.54		2,312,990.87
EMPLOYMENT AND TRAINING ADMINISTRATION, DEPARTMENT OF LABOR	NO YEAR	16	47	0535	3	1,091,555.29		1,053,730.28		37,825.01
DEFENSE, NAVY	NO YEAR	17	47	0535		130,322.53		116,661.98		13,660.55
DEFENSE, ARMY	NO YEAR	21	47	0535		6,231,575.69		52,762.52		6,178,813.17
FEDERAL EMERGENCY MANAGEMENT AGENCY	NO YEAR	58	47	0535		4,000,000.00				4,000,000.00
TRANSPORTATION, COAST GUARD	NO YEAR	69	47	0535	2	555,462.08		234,868.41		320,593.67
TRANSPORTATION, FEDERAL AVIATION ADMINISTRATION	NO YEAR	69	47	0535	13	958,566.92		371,312.14		587,254.78
NATIONAL ARCHIVES AND RECORDS ADMINISTRATION	NO YEAR	88	47	0535		3,317,933.69		2,791,634.98		526,298.71
ACCOUNTS RECEIVABLE					12,138.48				5,481.40	6,657.08
FUND EQUITIES:										
UNOBLIGATED BALANCE					-15,781,560.27				-2,538,892.55	-13,242,667.72
ACCOUNTS PAYABLE					-277,885.16				-9,395.87	-268,489.29
UNDELIVERED ORDERS					-7,208,909.66				-4,659,278.83	-2,549,630.83
	SUBTOTAL	47	0535		-0-			7,202,085.85	-7,202,085.85	-0-
<b>SPECIAL FUND ACCOUNTS</b>										
EXPENSES, DISPOSAL OF SURPLUS REAL AND RELATED PERSONAL PROPERTY, GENERAL SERVICES ADMINISTRATION										
FUND RESOURCES:										
UNDISBURSED FUNDS	1994	47	5254			1,200,000.00		660,777.68		539,222.32
	1993				1,243,455.15			336,421.48		907,033.67
	1992				2,561,993.60			11,465.41		2,550,528.19
	1991				2,689,835.22			-2,222.88		2,692,058.10
	1990				101,534.79					101,534.79
	1989				26,063.35	-26,063.35				
ACCOUNTS RECEIVABLE					46,955.93				-113,687.26	160,643.19
FUND EQUITIES:										
UNOBLIGATED BALANCE					-6,090,989.54				572,326.63	-6,663,316.17
ACCOUNTS PAYABLE					-60,978.12				11,325.34	-72,303.46
UNDELIVERED ORDERS					-517,870.38				-302,489.75	-215,400.63
	SUBTOTAL	47	5254		-0-	1,173,936.65		1,006,441.69	167,494.96	-0-
<b>TOTAL, FEDERAL PROPERTY RESOURCES ACTIVITIES</b>										
						14,562,736.65		21,633,160.32	-7,070,423.67	

**APPROPRIATION, OUTLAYS, AND BALANCES - Continued**

Appropriation or Fund Account Title	Period of Availability	Account Symbol		Balances beginning of fiscal year	Appropriations and other obligatory authority <sup>1</sup>	Transfers borrowings and investments (net) <sup>2</sup>	Outlays (net)	Balances withdrawn and other transactions <sup>3</sup>	Balances end or fiscal year <sup>4</sup>
		Dept. Reg	Tr Fm Account No.						
<b>GENERAL ACTIVITIES</b>									
<b>GENERAL FUND ACCOUNTS</b>									
ALLOWANCES AND OFFICE STAFF FOR FORMER PRESIDENTS, GENERAL SERVICES ADMINISTRATION FUND RESOURCES:									
UNDISBURSED FUNDS	1994	47	0105	-----	2,833,000.00	-\$696,868.84	1,750,872.82	-----	385,258.34
	1993			273,749.68	-----	-----	114,600.72	-----	159,148.96
	1992			155,817.53	-----	-----	-368.82	-----	156,186.35
	1991			190,390.85	-----	-----	18,000.00	-----	172,390.85
	1990			102,149.91	-----	-----	-2,193.64	-----	104,343.55
	1989			181,026.08	-----	-----	-1,500.00	182,526.08	-----
TRANSFER TO: TREASURY	1994	20	47	-----	-----	696,868.84	696,868.84	-----	-----
	1993			2.10	-----	-----	-----	-----	2.10
ACCOUNTS RECEIVABLE				5,529.24	-----	-----	-----	-83,732.41	89,261.65
FUND EQUITIES:									
UNOBLIGATED BALANCE				-750,438.56	-----	-----	-----	176,321.40	-926,759.96
ACCOUNTS PAYABLE				-103,143.50	-----	-----	-----	9,625.00	-112,768.50
UNDELIVERED ORDERS				-55,083.33	-----	-----	-----	-28,019.99	-27,063.34
				-0-	2,833,000.00	-----	2,576,279.92	256,720.08	-0-
EXPENSES, PRESIDENTIAL TRANSITION, GENERAL SERVICES ADMINISTRATION FUND RESOURCES:									
UNDISBURSED FUNDS	1993	47	0107	528,081.36	-----	-----	99,059.95	-----	429,021.41
	1989			767,265.88	-----	-----	-928.74	768,194.62	-----
ACCOUNTS RECEIVABLE				-----	-----	-----	-----	-453.29	453.29
FUND EQUITIES:									
UNOBLIGATED BALANCE				-1,129,255.96	-----	-----	-----	-756,825.24	-372,430.72
ACCOUNTS PAYABLE				-144,987.32	-----	-----	-----	-92,943.34	-52,043.98
UNDELIVERED ORDERS				-21,103.96	-----	-----	-----	-16,103.96	-5,000.00
				-0-	-----	-----	98,131.21	-98,131.21	-0-
OFFICE OF INSPECTOR GENERAL, GENERAL SERVICES ADMINISTRATION FUND RESOURCES:									
UNDISBURSED FUNDS	1994	47	0108	-----	34,925,000.00	-----	32,761,164.24	-----	2,163,835.76
	1993			3,177,357.74	-486,100.00	-----	2,273,878.81	-----	417,378.93
	1992			403,769.16	-215,100.00	-----	72,303.30	-----	116,365.86
	1991			396,494.62	-238,600.00	-----	90,966.35	-----	66,908.27
	1990			374,983.33	-325,500.00	-----	13,070.40	-----	36,412.93
	1989			228,024.85	-216,400.00	-----	238.84	\$11,386.01	-----
	NO YEAR			2,231,125.42	1,492,086.00	-----	1,156,478.08	-----	2,566,733.34
ACCOUNTS RECEIVABLE				27,649.53	-----	-----	-----	-12,711.13	40,360.66
FUND EQUITIES:									
UNOBLIGATED BALANCE				-3,390,174.03	-----	-----	-----	-672,468.12	-2,717,705.91
ACCOUNTS PAYABLE				-1,338,899.24	-----	-----	-----	210,533.22	-1,549,432.46
UNDELIVERED ORDERS				-2,110,331.38	-----	-----	-----	-969,474.00	-1,140,857.38
				-0-	34,935,386.00	-----	36,368,120.02	-1,432,734.02	-0-
SALARIES AND EXPENSES, GENERAL MANAGEMENT AND ADMINISTRATION, GENERAL SERVICES ADMINISTRATION FUND RESOURCES:									
UNDISBURSED FUNDS	1994	47	0114	-----	31,404,000.00	-----	14,401,106.26	-----	17,002,893.74
	1993			20,048,182.87	-1,863,300.00	-----	15,437,902.29	-----	2,746,980.58
	1992			3,143,166.68	-1,295,900.00	-----	210,254.48	-----	1,637,012.20
	1991			4,109,067.11	-1,463,700.00	-----	1,425,090.47	-----	1,220,276.64
	1990			2,061,984.22	-1,503,800.00	-----	180,289.04	-----	377,895.18
	1989			1,645,058.04	-1,259,200.00	-----	79,193.31	\$306,664.73	-----
	NO YEAR			2,011,628.20	20,994,718.98	-----	1,879,662.39	-----	21,126,684.79
ACCOUNTS RECEIVABLE				2,014,893.26	-----	-----	-----	-203,496.35	2,218,389.61
FUND EQUITIES:									
UNOBLIGATED BALANCE				-9,110,053.84	-----	-----	-----	15,905,166.69	-25,015,220.53
ACCOUNTS PAYABLE				-11,446,412.94	-----	-----	-----	-1,307,067.40	-10,139,345.54
UNDELIVERED ORDERS				-14,477,513.60	-----	-----	-----	-3,301,946.93	-11,175,566.67
				-0-	45,012,818.98	-----	33,613,498.24	11,399,320.74	-0-

FOOTNOTES AT END OF CHAPTER

**APPROPRIATION, OUTLAYS, AND BALANCES - Continued**

Appropriation or Fund Account		Account Symbol			Balances beginning of fiscal year	Appropriations and other obligational authority <sup>1</sup>	Transfers borrowings and investments (net) <sup>2</sup>	Outlays (net)	Balances withdrawn and other transactions <sup>3</sup>	Balances end of fiscal year <sup>4</sup>
Title	Period of Availability	Dept. No.	Acct. No.	Sub No.						
<b>GENERAL ACTIVITIES-CONTINUED</b>										
<b>GENERAL FUND ACCOUNTS-CONTINUED</b>										
OPERATING EXPENSES, FEDERAL SUPPLY SERVICE, GENERAL SERVICE ADMINISTRATION FUND RESOURCES:										
UNDISBURSED FUNDS	1994	47	0116		-----	\$43,378,000.00	-----	\$38,425,545.15	-----	\$4,952,454.85
	1993				\$3,590,178.65	-277,100.00	-----	2,904,578.75	-----	408,499.90
	1992				1,821,596.57	-816,200.00	-----	455,210.55	-----	550,186.02
	1991				1,001,430.97	-675,479.00	-----	2,644.64	-----	323,307.33
	1990				242,639.58	-133,414.00	-----	1,261.37	-----	107,964.21
	1989				239,645.22	-132,720.00	-----	-----	11\$106,925.22	-----
	1988				386,677.48	-386,683.98	-----	-6.50	-----	-----
ACCOUNTS RECEIVABLE	NO YEAR				560,783.67	-----	-----	-----	155,066.13	405,717.54
FUND EQUITIES:										
UNOBLIGATED BALANCE					-3,044,316.28	-----	-----	-----	-1,152,355.39	-1,891,960.89
ACCOUNTS PAYABLE					-2,692,121.87	-----	-----	-----	-675,501.22	-2,016,620.65
UNDELIVERED ORDERS					-2,106,513.99	-----	-----	-----	733,034.32	-2,839,548.31
<b>SUBTOTAL</b>	47		0116		-0-	40,956,403.02	-----	41,789,233.96	-832,830.94	-0-
<b>INTRAGOVERNMENTAL FUNDS</b>										
WORKING CAPITAL FUND, GENERAL SERVICES ADMINISTRATION FUND RESOURCES:										
UNDISBURSED FUNDS	NO YEAR	47	4540	1	2,270,859.77	-----	-----	442,478.57	-----	1,828,381.20
ACCOUNTS RECEIVABLE					6,742,902.10	-----	-----	-----	1,372,339.63	5,370,562.47
UNFILLED CUSTOMER ORDERS					-----	-----	-----	-----	-351,374.46	351,374.46
FUND EQUITIES:										
UNOBLIGATED BALANCE					-19,531.24	-----	-----	-----	369,258.07	-388,789.31
ACCOUNTS PAYABLE					-4,980,344.88	-----	-----	-----	1,421,467.09	-6,401,811.97
UNDELIVERED ORDERS					-4,013,885.75	-----	-----	-----	-3,254,168.90	-759,716.85
<b>SUBTOTAL</b>	47		4540		-0-	-----	-----	442,478.57	-442,478.57	-0-
CONSUMER INFORMATION CENTER FUND, GENERAL SERVICES ADMINISTRATION FUND RESOURCES:										
UNDISBURSED FUNDS	NO YEAR	47	4549	1	3,747,029.68	2,074,000.00	-----	1,098,048.83	-----	4,722,980.85
ACCOUNTS RECEIVABLE					144,400.00	-----	-----	-----	74,900.00	69,500.00
FUND EQUITIES:										
UNOBLIGATED BALANCE					-596,464.11	-----	-----	-----	188,310.71	-784,774.82
ACCOUNTS PAYABLE					-211,933.19	-----	-----	-----	1,388,758.53	-1,600,691.72
UNDELIVERED ORDERS					-3,083,032.38	-----	-----	-----	-676,018.07	-2,407,014.31
<b>SUBTOTAL</b>	47		4549		-0-	2,074,000.00	-----	1,098,048.83	975,951.17	-0-
<b>TRUST FUND ACCOUNTS</b>										
UNCONDITIONAL GIFTS OF REAL, PERSONAL, OR OTHER PROPERTY, GENERAL SERVICES ADMINISTRATION FUND RESOURCES:										
UNDISBURSED FUNDS	NO YEAR	47	8198		4,055.90	-----	-----	-45,355.03	-----	49,410.93
FUND EQUITIES:										
UNOBLIGATED BALANCE					-4,055.90	-----	-----	-----	45,355.03	-49,410.93
<b>SUBTOTAL</b>	47		8198		-0-	-----	-----	-45,355.03	45,355.03	-0-
<b>TOTAL, GENERAL ACTIVITIES</b>					-----	125,811,608.00	-----	115,940,435.72	9,871,172.28	-----
<b>DEDUCTIONS FOR OFFSETTING RECEIPTS</b>										
PROPRIETARY RECEIPTS FROM THE PUBLIC										
<b>TOTAL</b>					-----	-13,553,558.65	-----	-13,553,558.65	-----	-----
<b>TOTAL, GENERAL SERVICES ADMINISTRATION</b>					-----	378,860,557.87	-863,952,635.28	333,613,753.02	-18,705,830.43	-----

---

---

**APPROPRIATION, OUTLAYS, AND BALANCES—Continued**

---

---

**FOOTNOTES**

---

- 1 The amounts in this column, unless otherwise footnoted, represent appropriations, increases and rescissions in borrowing authority or new contract authority. Appropriation accounts with appropriation transfer activity are presented in Table 1 (Appropriations and Appropriation Transfers) at the end of the chapter.
- 2 The amounts in this column, unless otherwise footnoted, represent transfers-other than appropriation transfers, borrowings (gross), investments (net), unrealized discounts or agent cashier funds.
- 3 The amounts in this column, unless otherwise footnoted, represent obligated balances canceled for fiscal year 1989 pursuant to 31 U.S.C. 1553, changes in unfilled customer orders, accounts receivable, accounts payable, undelivered orders, unobligated balances and adjustments to borrowing and contract authority.
- 4 Unobligated balances for no-year or unexpired multiple year accounts are available for obligation; unobligated balances for expired fiscal year accounts are not available for obligation.
- 5 Includes \$343,853,237.72 which represents net borrowings from the Federal Financing Bank in lieu of issuance of agency debt.
- 6 Subject to disposition by the administrative agency.
- 7 Includes \$220,568.00 which is the unobligated balance withdrawn and subsequently reappropriated in fiscal year 1994. See footnote 10.
- 8 Includes \$10,386.00 which is the unobligated balance withdrawn and subsequently reappropriated in fiscal year 1994. See footnote 10.
- 9 Includes \$152,935.00 which is the unobligated balance withdrawn and subsequently reappropriated in fiscal year 1994. See footnote 10.
- 10 Includes \$484,008.00 which is a reappropriation pursuant to 107 STAT 1246, "Salaries and Expenses, General Administration".
- 11 Includes \$100,119.00 which is the unobligated balance withdrawn and subsequently reappropriated in fiscal year 1994. See footnote 10.

FOOTNOTES

TABLE 1-APPROPRIATIONS AND APPROPRIATION TRANSFERS-GENERAL SERVICES ADMINISTRATION

ACCOUNT SYMBOL	NET APPROPRIATIONS AND APPROPRIATION TRANSFERS	APPROPRIATION AMOUNT	NET APPROPRIATION TRANSFERS	ACCOUNTS INVOLVED	AMOUNT FROM OR TO (-)	CITATIONS OF LAW
47X0108	\$1,492,086.00	\$0.00	\$1,492,086.00	47X0114.1	\$1,492,086.00	107 STAT 1246
4730108	-486,100.00	0.00	-486,100.00	47X0114.1	-486,100.00	107 STAT 1246
4720108	-215,100.00	0.00	-215,100.00	47X0114.1	-215,100.00	107 STAT 1246
4710108	-238,600.00	0.00	-238,600.00	47X0114.1	-238,600.00	107 STAT 1246
4700108	-325,500.00	0.00	-325,500.00	47X0114.1	-325,500.00	107 STAT 1246
4790108	-216,400.00	0.00	-216,400.00	47X0114.1	-216,400.00	107 STAT 1246
47X0114.1	20,510,710.98	0.00	20,510,710.98	47X0108	-1,492,086.00	107 STAT 1246
				4730108	486,100.00	107 STAT 1246
				4720108	215,100.00	107 STAT 1246
				4710108	238,600.00	107 STAT 1246
				470108	325,500.00	107 STAT 1246
				4790108	216,400.00	107 STAT 1246
				4730114.1	1,863,300.00	107 STAT 1246
				4720114.1	1,295,900.00	107 STAT 1246
				4710114.1	1,463,700.00	107 STAT 1246
				4700114.1	1,503,800.00	107 STAT 1246
				4790114.1	1,259,200.00	107 STAT 1246
				47X0116	386,683.98	107 STAT 1246
				4730116	277,100.00	107 STAT 1246
				4720116.1	816,200.00	107 STAT 1246
				4710116	675,479.00	107 STAT 1246
				4700116	133,414.00	107 STAT 1246
				4790116	132,720.00	107 STAT 1246
				4730533	185,500.00	107 STAT 1246
				4720533	333,100.00	107 STAT 1246
				4710533	424,200.00	107 STAT 1246
				4700533	409,900.00	107 STAT 1246
				4790533	999,500.00	107 STAT 1246
				4740900.1	0.00	107 STAT 1246
				4720900	1,042,615.00	107 STAT 1246
				4710900.1	3,049,600.00	107 STAT 1246
				4700900.1	2,440,600.00	107 STAT 1246
				4790900.1	1,828,585.00	107 STAT 1246
4740114.1	31,404,000.00	31,435,000.00	-31,000.00	4740900.1	-31,000.00	107 STAT 1246
4730114.1	-1,863,300.00	0.00	-1,863,300.00	47X0114.1	-1,863,300.00	107 STAT 1246
4720114.1	-1,295,900.00	0.00	-1,295,900.00	47X0114.1	-1,295,900.00	107 STAT 1246
4710114.1	-1,463,700.00	0.00	-1,463,700.00	47X0114.1	-1,463,700.00	107 STAT 1246
4700114.1	-1,503,800.00	0.00	-1,503,800.00	47X0114.1	-1,503,800.00	107 STAT 1246
4790114.1	-1,259,200.00	0.00	-1,259,200.00	47X0114.1	-1,259,200.00	107 STAT 1246
47X0116	-386,683.98	0.00	-386,683.98	47X0114.1	-386,683.98	107 STAT 1246
4740116	43,378,000.00	43,420,000.00	-42,000.00	4740900.1	-42,000.00	107 STAT 1246
4730116	-277,100.00	0.00	-277,100.00	47X0114.1	-277,100.00	107 STAT 1246
4720116	-816,200.00	0.00	-816,200.00	47X0114.1	-816,200.00	107 STAT 1246
4710116	-675,479.00	0.00	-675,479.00	47X0114.1	-675,479.00	107 STAT 1246
4700116	-133,414.00	0.00	-133,414.00	14X0114.1	-133,414.00	107 STAT 1246
4790116	-132,720.00	0.00	-132,720.00	47X0114.1	-132,720.00	107 STAT 1246
4740533	15,741,000.00	15,756,000.00	-15,000.00	4740900.1	-15,000.00	107 STAT 1246
4730533	-185,500.00	0.00	-185,500.00	14X0114.1	-185,500.00	107 STAT 1246
4720533	-333,100.00	0.00	-333,100.00	47X0114.1	-333,100.00	107 STAT 1246
4710533	-424,200.00	0.00	-424,200.00	47X0114.1	-424,200.00	107 STAT 1246

**APPROPRIATION, OUTLAYS, AND BALANCES—Continued**

**FOOTNOTES**

ACCOUNT SYMBOL	NET APPROPRIATIONS AND APPROPRIATION TRANSFERS	APPROPRIATION AMOUNT	NET APPROPRIATION TRANSFERS	ACCOUNTS INVOLVED	AMOUNT FROM OR TO (—)	CITATIONS OF LAW
4700533	—409,900.00	0.00	—409,900.00	47X0114.1	—409,900.00	107 STAT 1246
4790533	—999,500.00	0.00	—999,500.00	47X0114.1	—999,500.00	107 STAT 1246
4740900.1	88,000.00	0.00	88,000.00	47X0114.1	0.00	107 STAT 1246
4720900.1	—1,042,615.00	0.00	—1,042,615.00	47X0114.1	—1,042,615.00	107 STAT 1246
4710900.1	—3,049,600.00	0.00	—3,049,600.00	47X0114.1	—3,049,600.00	107 STAT 1246
4700900.1	—2,440,600.00	0.00	—2,440,600.00	47X0114.1	—2,440,600.00	107 STAT 1246
4740900.1	45,675,000.00	45,675,000.00		4740114.1	31,000.00	107 STAT 1246
				4740116	42,000.00	107 STAT 1246
				4740533	15,000.00	107 STAT 1246
4790900.1	—1,828,585.00	0.00	—1,828,585.00	47X0114.1	—1,828,585.00	107 STAT 1246
47X4542.001	156,245,000.00	154,795,000.00	1,450,000.00	11X0033	6,700,000.00	108 STAT 14
				12X1103	—5,000,000.00	107 STAT 1240
				42X0102	—250,000.00	101 STAT 740
<b>TOTALS</b>	<b>\$292,531,000.00</b>	<b>\$291,081,000.00</b>	<b>\$1,450,000.00</b>		<b>\$1,450,000.00</b>	

APPROPRIATION, OUTLAYS, AND BALANCES - Continued

Appropriation or Fund Account		Account Symbol			Balances beginning of fiscal year	Appropriations and other obligatory authority <sup>1</sup>	Transfers borrowings and investments (net) <sup>2</sup>	Outlays (net)	Balances withdrawn and other transactions <sup>3</sup>	Balances end or fiscal year <sup>4</sup>
Title	Period of Availability	Dept Reg	Account Tr Fm No	Sub No.						
<b>NATIONAL AERONAUTICS AND SPACE ADMINISTRATION</b>										
<b>GENERAL FUND ACCOUNTS</b>										
RESEARCH AND PROGRAM MANAGEMENT, NATIONAL AERONAUTICS AND SPACE ADMINISTRATION										
FUND RESOURCES:										
UNDISBURSED FUNDS	1994	80	0103		---	\$1,691,508,000.00	---	\$1,563,557,940.94	---	\$127,950,059.06
	1993-94				\$20,000,000.00	---	---	15,576,895.70	---	4,423,104.30
	1993				76,150,950.36	---	---	70,099,784.02	---	6,051,166.34
	1992				7,626,816.07	---	---	1,970,710.76	---	5,656,105.31
	1991				13,214,887.07	---	---	905,887.26	---	12,308,999.81
	1990				9,044,223.88	---	---	-524,834.15	---	9,569,058.03
	1989				11,633,990.90	---	---	-1,440,737.45	\$13,074,718.35	---
	NO YEAR				13,997,140.82	---	---	---	990,912.43	13,006,228.39
ACCOUNTS RECEIVABLE					368,972.74	---	---	---	63,033.64	285,939.10
UNFILLED CUSTOMER ORDERS					---	---	---	---	---	---
FUND EQUITIES:										
UNOBLIGATED BALANCE					-45,005,479.62	---	---	---	-8,076,756.37	-36,928,723.25
ACCOUNTS PAYABLE					-90,873,281.63	---	---	---	22,426,337.10	-113,299,618.73
UNDELIVERED ORDERS					-16,158,210.59	---	---	---	12,864,107.77	-29,022,318.36
SUBTOTAL	80	0103			-0-	1,691,508,000.00	---	1,650,145,647.08	41,362,352.92	-0-
SPACE FLIGHT, CONTROL AND DATA COMMUNICATIONS, NATIONAL AERONAUTICS AND SPACE ADMINISTRATION										
FUND RESOURCES:										
UNDISBURSED FUNDS	1994-95	80	0105		---	4,821,500,000.00	---	\$3,180,152,816.69	---	1,641,347,183.31
	1993-94				1,696,108,382.84	---	---	1,585,100,902.21	---	111,007,480.63
	1992-93				121,436,835.13	---	---	88,375,336.14	---	33,061,498.99
	1991-92				42,617,544.24	---	---	27,860,609.26	---	14,756,934.98
	1990-91				23,788,341.09	---	---	2,436,056.29	---	21,352,284.80
	1989-90				8,596,210.21	---	---	3,342,313.47	---	5,253,896.74
	1988-89				8,542,610.48	---	---	7,313,225.56	1,229,384.92	---
	1987-89				16.65	---	---	---	16.65	---
	NO YEAR				49,580,281.19	13,600,000.00	---	4,658,179.40	---	58,522,101.79
ACCOUNTS RECEIVABLE					155,720,102.55	---	---	---	-13,282,297.11	169,002,399.66
UNFILLED CUSTOMER ORDERS					63,357,437.75	---	---	---	26,185,316.47	37,172,121.28
FUND EQUITIES:										
UNOBLIGATED BALANCE					-357,971,907.44	---	---	---	57,991,973.45	-415,963,880.89
ACCOUNTS PAYABLE					-1,331,241,014.74	---	---	---	-137,346,543.59	-1,193,894,471.15
UNDELIVERED ORDERS					-480,534,839.95	---	---	---	1,082,710.19	-481,617,550.14
SUBTOTAL	80	0105			-0-	4,835,100,000.00	---	4,899,239,439.02	-64,139,439.02	-0-
CONSTRUCTION OF FACILITIES, NATIONAL AERONAUTICS AND SPACE ADMINISTRATION										
FUND RESOURCES:										
UNDISBURSED FUNDS	1994-96	80	0107		---	304,400,000.00	---	14,197,453.90	---	290,202,546.10
	1993-95				195,144,792.71	-61,800,000.00	---	55,660,097.76	---	77,684,694.95
	1992-94				38,750,893.22	---	---	26,372,832.10	---	12,378,061.12
	1991-93				10,914,041.23	---	---	9,173,624.86	---	1,740,416.37
	1990-92				3,178,239.94	---	---	1,885,809.97	---	1,292,429.97
	1989-91				650,833.11	---	---	121,045.80	---	529,787.31
	1988-90				904,656.09	---	---	53,746.02	---	850,910.07
	1987-89				83,053.42	---	---	---	---	---
	NO YEAR				485,699,271.49	250,100,000.00	---	3,343.20	79,710.22	---
UNREALIZED DISCOUNT ON INVESTMENTS					-50,189.88	---	---	-254,582.94	---	472,108,324.65
INVESTMENTS IN PUBLIC DEBT SECURITIES					6,105,000.00	---	---	34,582.94	---	-15,806.94
ACCOUNTS RECEIVABLE					6,284,586.75	---	---	220,000.00	---	6,325,000.00
UNFILLED CUSTOMER ORDERS					6,563,098.14	---	---	---	---	2,300,288.55
FUND EQUITIES:										
UNOBLIGATED BALANCE					-381,640,424.26	---	---	---	161,310,534.21	-542,950,958.47
ACCOUNTS PAYABLE					-145,016,634.90	---	---	---	-57,918,383.86	-87,098,251.04
UNDELIVERED ORDERS					-227,571,217.06	---	---	---	10,192,414.56	-237,763,631.62
SUBTOTAL	80	0107			-0-	492,700,000.00	---	370,904,317.51	121,795,682.49	-0-

**APPROPRIATION, OUTLAYS, AND BALANCES - Continued**

Appropriation or Fund Account		Account Symbol			Balances beginning of fiscal year	Appropriations and other obligational authority <sup>1</sup>	Transfers borrowings and investments (net) <sup>2</sup>	Outlays (net)	Balances withdrawn and other transactions <sup>3</sup>	Balances end or fiscal year <sup>4</sup>
Title	Period of Availability	Dept Reg	Account No	Sub No						
RESEARCH AND DEVELOPMENT, NATIONAL AERONAUTICS AND SPACE ADMINISTRATION										
FUND RESOURCES:										
UNDISBURSED FUNDS	1994-95	80	0108		---	7,526,300,000.00	---	4,008,443,949.13	---	3,517,856,050.87
	1993-94				2,853,071,179.10	---	---	2,455,265,961.16	---	397,805,217.94
	1992-93				273,876,215.18	---	---	206,525,647.89	---	67,350,567.29
	1991-92				79,679,412.30	---	---	30,870,046.94	---	48,809,365.36
	1990-91				47,292,049.43	---	---	23,775,938.93	---	23,516,110.50
	1989-90				42,906,681.17	---	---	32,989,321.75	---	9,917,359.42
	1988-89				15,204,102.05	---	---	2,412,999.95	12,791,102.10	---
	NO YEAR				39,686,469.41	7,200,000.00	35,000.00	-2,280,267.47	---	49,201,736.88
FUNDS HELD OUTSIDE THE TREASURY					508,000.00	---	-35,000.00	---	---	473,000.00
ACCOUNTS RECEIVABLE					356,187,467.50	---	---	---	-50,564,373.44	406,751,840.94
UNFILLED CUSTOMER ORDERS					302,800,627.42	---	---	---	9,208,382.59	293,592,244.83
FUND EQUITIES:										
UNOBLIGATED BALANCE					-653,816,480.95	---	---	---	267,789,668.23	-921,606,149.18
ACCOUNTS PAYABLE					-1,696,911,743.68	---	---	---	-42,536,014.15	-1,654,375,729.53
UNDELIVERED ORDERS					-1,660,483,978.93	---	---	---	578,807,636.39	-2,239,291,615.32
					-0-	7,533,500,000.00	---	6,758,003,598.28	775,496,401.72	-0-
	SUBTOTAL	80	0108							
OFFICE OF THE INSPECTOR GENERAL, NATIONAL AERONAUTICS AND SPACE ADMINISTRATION										
FUND RESOURCES:										
UNDISBURSED FUNDS	1994	80	0109		---	15,391,000.00	---	13,666,985.48	---	1,724,014.52
	1993				1,870,237.68	---	---	1,321,372.33	---	548,865.35
	1992				1,809,451.62	---	---	30,284.26	---	1,779,167.36
	1991				705,444.28	---	---	2,447.83	---	702,996.45
	1990				388,064.00	---	---	---	---	388,064.00
ACCOUNTS RECEIVABLE					34,148.11	---	---	---	---	31,017.98
FUND EQUITIES					---	---	---	---	3,130.13	---
UNOBLIGATED BALANCE					-1,844,117.49	---	---	---	485,041.06	-2,329,158.55
ACCOUNTS PAYABLE					-2,581,977.54	---	---	---	11,190.74	-2,593,168.28
UNDELIVERED ORDERS					-381,250.66	---	---	---	-129,451.83	-251,798.83
					-0-	15,391,000.00	---	15,021,089.90	369,910.10	-0-
	SUBTOTAL	80	0109							
TRUST FUND ACCOUNTS										
ENDEAVOR TEACHER FELLOWSHIP TRUST FUND, NATIONAL AERONAUTICS AND SPACE ADMINISTRATION										
FUND RESOURCES:										
UNDISBURSED FUNDS	NO YEAR	80	8550		3,473.19	14,861.42	-14,935.73	---	---	3,398.88
UNREALIZED DISCOUNT ON INVESTMENTS					-2,736.95	---	-15,064.27	---	---	-17,801.22
INVESTMENTS IN PUBLIC DEBT SECURITIES					355,000.00	---	30,000.00	---	---	385,000.00
FUND EQUITIES					---	---	---	---	---	---
UNOBLIGATED BALANCE					-355,736.24	---	---	---	14,861.42	-370,597.66
					-0-	14,861.42	---	---	14,861.42	-0-
	SUBTOTAL	80	8550							
SCIENCE, SPACE AND TECHNOLOGY EDUCATION TRUST FUND, NATIONAL AERONAUTICS AND SPACE ADMINISTRATION										
FUND RESOURCES:										
UNDISBURSED FUNDS	NO YEAR	80	8978		463,103.04	1,387,971.68	-388,143.15	1,197,866.34	---	265,065.23
UNREALIZED DISCOUNT ON INVESTMENTS					-9,319.82	---	-1,856.85	---	---	-11,176.67
INVESTMENTS IN PUBLIC DEBT SECURITIES					15,360,000.00	---	390,000.00	---	---	15,750,000.00
FUND EQUITIES					---	---	---	---	---	---
UNOBLIGATED BALANCE					-15,351,629.78	---	---	---	387,971.68	-15,739,601.46
ACCOUNTS PAYABLE					-22,925.00	---	---	---	45,951.12	-68,876.12
UNDELIVERED ORDERS					-439,228.44	---	---	---	-243,817.46	-195,410.98
					-0-	1,387,971.68	---	1,197,866.34	190,105.34	-0-
	SUBTOTAL	80	8978							
GIFTS AND DONATIONS, NATIONAL AERONAUTICS AND SPACE ADMINISTRATION										
FUND RESOURCES:										
UNDISBURSED FUNDS	NO YEAR	80	8980		441,347.61	158,869.08	---	-12,262.60	---	612,479.29
FUND EQUITIES					---	---	---	---	---	---
UNOBLIGATED BALANCE					-441,347.61	---	---	---	164,846.98	-606,194.59
UNDELIVERED ORDERS					---	---	---	---	6,284.70	-6,284.70
					-0-	158,869.08	---	-12,262.60	171,131.68	-0-
	SUBTOTAL	80	8980							
TOTAL, NATIONAL AERONAUTICS AND SPACE ADMINISTRATION					---	14,569,760,702.18	---	13,694,499,695.53	875,261,006.65	---

FOOTNOTES AT END OF CHAPTER



---

**FOOTNOTES**

---

- 1 The amounts in this column, unless otherwise footnoted, represent appropriations, increases and rescissions in borrowing authority or new contract authority. Appropriation accounts with appropriation transfer activity are presented in Table 1 (Appropriations and Appropriation Transfers) at the end of the chapter.
- 2 The amounts in this column, unless otherwise footnoted, represent transfers-other than appropriation transfers, borrowings (gross), investments (net), unrealized discounts or agent cashier funds.
- 3 The amounts in this column, unless otherwise footnoted, represent obligated balances canceled for fiscal year 1989 pursuant to 31 U.S.C. 1553, changes in unfilled customer orders, accounts receivable, accounts payable, undelivered orders, unobligated balances and adjustments to borrowing and contract authority.
- 4 Unobligated balances for no-year or unexpired multiple year accounts are available for obligation; unobligated balances for expired fiscal year accounts are not available for obligation.
- 5 Includes \$502,543.00 which represents payment for obligations of a closed account.
- 6 Includes \$2,494,230.00 which represents payment for obligations of a closed account.

**APPROPRIATION, OUTLAYS, AND BALANCES—Continued**

**FOOTNOTES**

**TABLE 1-APPROPRIATIONS AND APPROPRIATION TRANSFERS-NATIONAL AERONAUTICS AND SPACE ADMINISTRATION**

ACCOUNT SYMBOL	NET APPROPRIATIONS AND APPROPRIATION TRANSFERS	APPROPRIATION AMOUNT	NET APPROPRIATION TRANSFERS	ACCOUNTS INVOLVED	AMOUNT FROM OR TO (-)	CITATIONS OF LAW
80X0105	\$13,600,000.00	\$0.00	\$13,600,000.00	11X0033	\$13,600,000.00	108 STAT 14
80X0107	250,100,000.00	0.00	250,100,000.00	803/50107	61,800,000.00	106 STAT 1609
803/50107	-61,800,000.00	0.00	-61,800,000.00	804/60107	188,300,000.00	107 STAT 1275
804/60107	304,400,000.00	492,700,000.00	-188,300,000.00	80X0107	-61,800,000.00	106 STAT 1609
80X0108	7,200,000.00	0.00	7,200,000.00	11X0033	7,200,000.00	108 STAT 14
804/50108	7,526,300,000.00	7,506,300,000.00	20,000,000.00	974/60300	20,000,000.00	108 STAT 41
<b>TOTALS</b>	<b>\$8,039,800,000.00</b>	<b>\$7,999,000,000.00</b>	<b>\$40,800,000.00</b>		<b>\$40,800,000.00</b>	

APPROPRIATION, OUTLAYS, AND BALANCES - Continued

Appropriation or Fund Account		Account Symbol			Balances beginning of fiscal year	Appropriations and other obligational authority <sup>1</sup>	Transfers borrowings and investments (net) <sup>2</sup>	Outlays (net)	Balances withdrawn and other transactions <sup>3</sup>	Balances end or fiscal year <sup>4</sup>
Title	Period of Availability	Dept Rec	Tr Fm	Account No.						
<b>OFFICE OF PERSONNEL MANAGEMENT</b>										
<b>GENERAL FUND ACCOUNTS</b>										
SALARIES AND EXPENSES, OFFICE OF PERSONNEL MANAGEMENT FUND RESOURCES:										
UNDISBURSED FUNDS	1994	24		0100		\$118,533,000.00	-\$28,622.00	\$106,102,911.14		\$12,401,466.86
	1993							-5,440,274.58		1,775,918.25
	1992							1,417,182.00		939,991.02
	1991							177,107.79		1,213,281.10
	1990							25,732.10		1,967,896.17
	1989							488,247.02	\$1,380,175.57	
	NO YEAR							-89,631.20		1,409,044.16
FUNDS HELD OUTSIDE THE TREASURY							28,622.00			28,622.00
	1993									35,150.00
ACCOUNTS RECEIVABLE										42,509,000.11
UNFILLED CUSTOMER ORDERS										4,025,672.73
FUND EQUITIES:										
UNOBLIGATED BALANCE										-3,513,182.55
ACCOUNTS PAYABLE										-20,011,052.93
UNDELIVERED ORDERS										-28,310,256.76
										0-
						118,533,000.00		102,681,274.27		15,851,725.73
OFFICE OF INSPECTOR GENERAL, OFFICE OF PERSONNEL MANAGEMENT FUND RESOURCES:										
UNDISBURSED FUNDS	1994	24		0400		4,253,000.00		4,153,737.03		99,262.97
	1993							544,564.70		5-95,228.42
	1992							48,025.37		1,675,156.08
	1991							23,383.93		77,474.90
	1990									479,280.44
ACCOUNTS RECEIVABLE										1,330,036.83
UNFILLED CUSTOMER ORDERS										80,881.08
FUND EQUITIES:										
UNOBLIGATED BALANCE										-482,859.71
ACCOUNTS PAYABLE										-2,948,303.94
UNDELIVERED ORDERS										-732,411.26
										0-
						4,253,000.00		4,769,711.03		-516,711.03
GOVERNMENT PAYMENT FOR ANNUITANTS, EMPLOYEES' HEALTH BENEFITS, OFFICE OF PERSONNEL MANAGEMENT FUND RESOURCES:										
UNDISBURSED FUNDS	NO YEAR	24		0206		3,805,480,000.00		3,904,476,697.04		933,890,353.97
FUND EQUITIES:										
UNOBLIGATED BALANCE										-812,134,877.15
ACCOUNTS PAYABLE										-220,752,173.86
										0-
						3,805,480,000.00		3,904,476,697.04		-98,996,697.04
PAYMENT TO CIVIL SERVICE RETIREMENT AND DISABILITY FUND, OFFICE OF PERSONNEL MANAGEMENT FUND RESOURCES:										
UNDISBURSED FUNDS	1994	24		0200		19,698,141,825.00		19,698,141,825.00		
GOVERNMENT PAYMENT FOR ANNUITANTS, EMPLOYEE LIFE INSURANCE BENEFITS, OFFICE OF PERSONNEL MANAGEMENT FUND RESOURCES:										
UNDISBURSED FUNDS	NO YEAR	24		0500		3,722,327.14		13,397,801.99		3,010,020.05
FUND EQUITIES:										
UNOBLIGATED BALANCE										-11,806,734.75
ACCOUNTS PAYABLE										-878,760.15
										0-
						3,722,327.14		13,397,801.99		-9,675,474.85
<b>INTRAGOVERNMENTAL FUNDS</b>										
REVOLVING FUND, OFFICE OF PERSONNEL MANAGEMENT FUND RESOURCES:										
UNDISBURSED FUNDS	NO YEAR	24		4571	24	2,703,522.24				5-37,399,385.38
WASHINGTON, DC	NO YEAR	24		4571	1	-17,425.27				5-699,952.83
ATLANTA, GEORGIA	NO YEAR	24		4571	2	100.00		682,527.56		100.00
CHICAGO, ILLINOIS	NO YEAR	24		4571	4	-25,307.16				5-25,307.16
DALLAS, TEXAS	NO YEAR	24		4571	5	-153,130.48				5-152,880.48
PHILADELPHIA, PENNSYLVANIA	NO YEAR	24		4571	8	-20,567.94		-250.00		5-20,567.94
SAN FRANCISCO, CALIFORNIA	NO YEAR	24		4571	12	-11,995.23				5-11,995.23

**APPROPRIATION, OUTLAYS, AND BALANCES - Continued**

Appropriation or Fund Account		Account Symbol			Balances beginning of fiscal year	Appropriations and other obligational authority <sup>1</sup>	Transfers borrowings and investments (net) <sup>2</sup>	Outlays (net)	Balances withdrawn and other transactions <sup>3</sup>	Balances end or fiscal year <sup>4</sup>
Title	Period of Availability	Dept Reg	Account Tr Fm No.	Sub No.						
ACCOUNTS RECEIVABLE					61,124,371.29	-----	-----	-----	-24,095,490.09	85,219,861.38
UNFILLED CUSTOMER ORDERS					107,003,343.59	-----	-----	-----	-10,397,870.08	117,401,213.67
FUND EQUITIES:										
UNOBLIGATED BALANCE					-25,962,657.11	-----	-----	-----	-3,471,723.94	-22,490,933.17
ACCOUNTS PAYABLE					-109,046,999.45	-----	-----	-----	200,432.82	-109,247,432.27
UNDELIVERED ORDERS					-35,593,254.48	-----	-----	-----	-3,020,533.89	-32,572,720.59
<b>SUBTOTAL</b>	24		4571		-0-			40,785,185.18	-40,785,185.18	-0-
<b>TRUST FUND ACCOUNTS</b>										
CIVIL SERVICE RETIREMENT AND DISABILITY FUND, OFFICE OF PERSONNEL MANAGEMENT										
FUND RESOURCES:										
UNDISBURSED FUNDS	NO YEAR	24	8135		85,068,186.25	63,490,730,373.18	-27,184,440,900.00	36,363,739,421.25	-----	27,618,238.18
UNREALIZED DISCOUNT ON INVESTMENTS					-8,121,065.82	-----	796,900.00	-----	-----	-7,324,165.82
INVESTMENTS IN PUBLIC DEBT SECURITIES					311,704,959,000.00	-----	27,183,644,000.00	-----	-----	338,888,603,000.00
ACCOUNTS RECEIVABLE					7,245,969,486.29	-----	-----	-----	-505,705,765.62	7,751,675,251.91
FUND EQUITIES:										
UNOBLIGATED BALANCE					-315,930,581,116.73	-----	-----	-----	27,514,902,446.85	-343,445,483,563.58
ACCOUNTS PAYABLE					-3,097,294,489.99	-----	-----	-----	117,794,270.70	-3,215,088,760.69
<b>SUBTOTAL</b>	24		8135		-0-	63,490,730,373.18		36,363,739,421.25	27,126,990,951.93	-0-
<b>TRUST REVOLVING FUNDS</b>										
EMPLOYEES HEALTH BENEFITS FUND, OFFICE OF PERSONNEL MANAGEMENT										
FUND RESOURCES:										
UNDISBURSED FUNDS	NO YEAR	24	8440		51,226,678.81	-----	-690,044,742.77	-650,537,144.12	-----	11,719,080.16
UNREALIZED DISCOUNT ON INVESTMENTS					-8,188,616.16	-----	-87,606,257.23	-----	-----	-95,794,873.39
INVESTMENTS IN PUBLIC DEBT SECURITIES					6,794,402,000.00	-----	777,651,000.00	-----	-----	7,572,053,000.00
ACCOUNTS RECEIVABLE					927,679,220.58	-----	-----	-----	-244,277,804.72	1,171,957,025.30
FUND EQUITIES:										
UNOBLIGATED BALANCE					-5,041,696,678.00	-----	-----	-----	973,575,838.31	-6,015,262,516.31
ACCOUNTS PAYABLE					-2,723,432,605.23	-----	-----	-----	-78,760,889.47	-2,644,671,715.76
<b>SUBTOTAL</b>	24		8440		-0-			-650,537,144.12	650,537,144.12	-0-
EMPLOYEES LIFE INSURANCE FUND, OFFICE OF PERSONNEL MANAGEMENT										
FUND RESOURCES:										
UNDISBURSED FUNDS	NO YEAR	24	8424		6,223,862.08	-----	-1,153,958,916.65	-1,149,622,564.46	-----	1,887,509.89
UNREALIZED DISCOUNT ON INVESTMENTS					-136,221,206.52	-----	-87,075,083.35	-----	-----	-223,296,289.87
INVESTMENTS IN PUBLIC DEBT SECURITIES					13,688,364,000.00	-----	1,241,034,000.00	-----	-----	14,929,398,000.00
ACCOUNTS RECEIVABLE					662,451,774.54	-----	-----	-----	11,007,301.83	651,444,472.71
FUND EQUITIES:										
UNOBLIGATED BALANCE					-14,110,654,900.11	-----	-----	-----	1,134,149,120.63	-15,244,804,020.74
ACCOUNTS PAYABLE					-110,163,529.99	-----	-----	-----	4,466,142.00	-114,629,671.99
<b>SUBTOTAL</b>	24		8424		-0-			-1,149,622,564.46	1,149,622,564.46	-0-
RETIRED EMPLOYEES HEALTH BENEFITS FUND, OFFICE OF PERSONNEL MANAGEMENT										
FUND RESOURCES:										
UNDISBURSED FUNDS	NO YEAR	24	8445		4,972.40	-----	-168,274.86	-186,753.75	-----	23,451.29
TRANSFER TO:										
LABOR, EMPLOYMENT STANDARDS ADMINISTRATION	NO YEAR	16	24	8445	1,505.82	-----	70,000.00	65,894.65	-----	5,621.17
STATE	NO YEAR	19	24	8445	2,022.69	-----	-----	3,278.30	-----	-1,255.61
TRANSPORTATION, COAST GUARD	NO YEAR	69	24	8445	2,705.35	-----	3,000.00	3,308.40	-----	2,396.95
UNREALIZED DISCOUNT ON INVESTMENTS					-8,362.49	-----	-725.14	-----	-----	-9,087.63
INVESTMENTS IN PUBLIC DEBT SECURITIES					1,224,000.00	-----	96,000.00	-----	-----	1,320,000.00
ACCOUNTS RECEIVABLE					165,699.52	-----	-----	-----	22,812.57	142,886.95
FUND EQUITIES:										
UNOBLIGATED BALANCE					-1,365,335.56	-----	-----	-----	68,383.76	-1,433,719.32
ACCOUNTS PAYABLE					-27,207.73	-----	-----	-----	23,086.07	-50,293.80
<b>SUBTOTAL</b>	24		8445		-0-			-114,282.40	114,282.40	-0-
<b>DEDUCTIONS FOR OFFSETTING RECEIPTS</b>										
INTRABUDGETARY TRANSACTIONS					-----	-19,731,860,788.73	-----	-19,731,860,788.73	-----	-----
TOTAL, OFFICE OF PERSONNEL MANAGEMENT					-----	67,388,999,736.59	-----	38,595,857,136.05	28,793,142,600.54	-----

FOOTNOTES AT END OF CHAPTER

## FOOTNOTES

- 1 Only appropriations with appropriation transfer activity are presented in Table 1 (Appropriations and appropriation transfers) at the end of the chapter. Since the *Office of Personnel Management* had no appropriation transfer activity during fiscal year 1994, Table 1 does not appear.
- 2 The amounts in this column, unless otherwise footnoted, represent transfers-other than appropriation transfers, borrowings (gross), investments (net), unrealized discounts or agent cashier funds.
- 3 The amounts in this column, unless otherwise footnoted, represent obligated balances canceled for fiscal year 1989 pursuant to 31 U.S.C. 1553, changes in unfilled customer orders, accounts receivable, accounts payable, undelivered orders, unobligated balances and adjustments to borrowing and contract authority.
- 4 Unobligated balances for no-year or unexpired multiple year accounts are available for obligation; unobligated balances for expired fiscal year accounts are not available for obligation.
- 5 Subject to disposition by the administrative agency.
- 6 Includes \$1,460,995,610.30 which is covered by investments.
- 7 Includes \$1,255.61 which is subject to disposition by the administrative agency.

THIS PAGE  
LEFT BLANK  
INTENTIONALLY

**APPROPRIATION, OUTLAYS, AND BALANCES - Continued**

Appropriation or Fund Account		Account Symbol			Balances beginning of fiscal year	Appropriations and other obligatory authority <sup>1</sup>	Transfers borrowings and investments (net) <sup>2</sup>	Outlays (net)	Balances withdrawn and other transactions <sup>3</sup>	Balances end of fiscal year <sup>4</sup>
Title	Period of Availability	Dept Reg	Account No	Sub No						
<b>SMALL BUSINESS ADMINISTRATION</b>										
<b>GENERAL FUND ACCOUNTS</b>										
SALARIES AND EXPENSES, SMALL BUSINESS ADMINISTRATION FUND RESOURCES UNDISBURSED FUNDS	1994-95	73	0100		---	\$71,266,000.00	---	\$26,901,855.76	---	\$44,364,144.24
	1994				---	187,634,000.00	-\$104,765.00	104,650,982.62	---	82,878,252.38
	1993-94				\$36,810,292.82	---	---	31,554,491.18	---	5,255,801.64
	1993				95,283,891.39	---	103,748.39	60,207,897.29	---	35,179,742.49
	1992				31,045,349.08	---	---	16,697,025.33	---	14,348,323.75
	1991-92				724,433.00	---	---	724,433.00	---	---
	1991				5,478,552.92	---	---	609,552.49	---	4,869,000.43
	1990				10,146,445.42	---	---	43,292.09	---	10,103,153.33
	1989				1,764,439.85	---	---	26,496.57	\$1,737,943.28	---
	PRIOR YEARS				2,601,377.34	---	---	---	2,601,377.34	---
FUNDS HELD OUTSIDE THE TREASURY	1993				103,748.39	---	104,765.00	---	---	104,765.00
					---	---	-103,748.39	---	---	---
ACCOUNTS RECEIVABLE FUND EQUITIES UNOBLIGATED BALANCE ACCOUNTS PAYABLE UNDELIVERED ORDERS					---	---	---	---	-162,291,669.99	-21,666,860.22
					-183,958,530.21	---	---	---	21,919,400.91	-21,919,400.91
					---	---	---	---	164,546,732.36	-164,546,732.36
					---	---	---	---	17,483,973.67	---
<b>SUBTOTAL</b>	73	0100			-0-	258,900,000.00	---	241,416,026.33	---	-0-
OFFICE OF INSPECTOR GENERAL, SMALL BUSINESS ADMINISTRATION FUND RESOURCES UNDISBURSED FUNDS	1994	73	0200		---	7,962,000.00	---	7,523,516.55	---	438,483.45
	1993				840,396.89	---	---	559,163.60	---	281,233.29
	1992				56,484.46	---	---	15,815.16	---	40,669.30
	1991				328,173.22	---	---	19,737.36	---	308,435.86
	1990				232,873.02	---	---	---	---	232,873.02
	NO YEAR				---	500,000.00	---	---	---	500,000.00
ACCOUNTS RECEIVABLE FUND EQUITIES UNOBLIGATED BALANCE ACCOUNTS PAYABLE UNDELIVERED ORDERS					---	---	---	---	---	---
					-1,457,927.59	---	---	---	1,885,440.57	-3,343,368.16
					---	---	---	---	608,354.96	-608,354.96
					---	---	---	---	474,768.62	-474,768.62
<b>SUBTOTAL</b>	73	0200			-0-	8,462,000.00	---	8,118,232.67	---	343,767.33
DISASTER LOANS PROGRAM ACCOUNT, SMALL BUSINESS ADMINISTRATION <sup>5</sup> FUND RESOURCES UNDISBURSED FUNDS	1993-95	73	1152		60,000,000.00	20,000,000.00	---	---	---	80,000,000.00
	1994				---	76,101,000.00	---	143,601,000.00	---	-67,500,000.00
	NO YEAR				385,558,880.09	534,750,000.00	---	545,104,688.81	---	375,204,191.28
<b>SUBTOTAL</b>	73	1152			445,558,880.09	630,851,000.00	---	688,705,688.81	---	387,704,191.28
BUSINESS LOANS PROGRAM ACCOUNT, SMALL BUSINESS ADMINISTRATION <sup>6</sup> FUND RESOURCES UNDISBURSED FUNDS	1994	73	1154		---	303,624,000.00	---	199,970,858.76	---	103,653,141.24
	1993				23,878,262.26	---	---	-19,795,478.75	---	43,673,741.01
	1992				37,511,017.21	---	---	22,527,801.81	---	14,983,215.40
	NO YEAR				202,957,993.63	---	---	137,045,644.79	---	65,912,348.84
<b>SUBTOTAL</b>	73	1154			264,347,273.10	303,624,000.00	---	339,748,826.61	---	228,222,446.49
<b>PUBLIC ENTERPRISE FUNDS</b>										
POLLUTION CONTROL EQUIPMENT FUND LIQUIDATING ACCOUNT, SMALL BUSINESS ADMINISTRATION FUND RESOURCES UNDISBURSED FUNDS ACCOUNTS RECEIVABLE FUND EQUITIES UNOBLIGATED BALANCE	NO YEAR	73	4147		21,644,256.14	---	---	6,913,945.26	---	14,730,310.88
					---	---	---	---	-33,968.18	33,968.18
					-21,644,256.14	---	---	---	-6,879,977.08	-14,764,279.06
<b>SUBTOTAL</b>	73	4147			-0-	---	---	6,913,945.26	-6,913,945.26	-0-
DISASTER LOAN FUND LIQUIDATING ACCOUNT, SMALL BUSINESS ADMINISTRATION FUND RESOURCES UNDISBURSED FUNDS ACCOUNTS RECEIVABLE FUND EQUITIES UNOBLIGATED BALANCE ACCOUNTS PAYABLE UNDELIVERED ORDERS	NO YEAR	73	4153		485,670,061.46	---	---	-352,340,429.82	446,502,099.63	391,508,391.65
					---	---	---	---	-34,610,546.15	34,610,546.15
					-485,670,061.46	---	---	---	-108,038,909.76	-377,631,151.70
					---	---	---	---	41,626,881.73	-41,626,881.73
					---	---	---	---	6,860,904.37	-6,860,904.37
<b>SUBTOTAL</b>	73	4153			-0-	---	---	-352,340,429.82	352,340,429.82	-0-

**APPROPRIATION, OUTLAYS, AND BALANCES - Continued**

Appropriation or Fund Account		Account Symbol			Balances beginning of fiscal year	Appropriations and other obligational authority <sup>1</sup>	Transfers borrowings and investments (net) <sup>2</sup>	Outlays (net)	Balances withdrawn and other transactions <sup>3</sup>	Balances end or fiscal year <sup>4</sup>
Title	Period of Availability	Dept Reg	Tr Fm	Account No.						
<b>BUSINESS LOAN FUND LIQUIDATING ACCOUNT, SMALL BUSINESS ADMINISTRATION</b>										
FUND RESOURCES:										
UNDISBURSED FUNDS	NO YEAR	73		4154		275,391,214.38	164,710,000.00	-89,216,300.47	-160,833,725.36	511,718,639.27
ACCOUNTS RECEIVABLE						-----	-----	-----	-----	241,807,683.37
FUND EQUITIES:										
UNOBLIGATED BALANCE						-275,391,214.38	-----	-----	-----	-529,704,737.58
ACCOUNTS PAYABLE						-----	-----	-----	-----	-118,974,894.97
UNDELIVERED ORDERS						-----	-----	-----	-----	-104,846,690.09
<b>SUBTOTAL</b>	73			4154		-0-	164,710,000.00	-89,216,300.47	-160,833,725.36	-0-
<b>SURETY BOND GUARANTEES REVOLVING FUND, SMALL BUSINESS ADMINISTRATION</b>										
FUND RESOURCES:										
UNDISBURSED FUNDS	NO YEAR	73		4156		40,776,992.39	7,000,000.00	-----	7,304,084.40	40,472,907.99
ACCOUNTS RECEIVABLE						-----	-----	-----	-----	1,505,635.17
FUND EQUITIES:										
UNOBLIGATED BALANCE						-40,776,992.39	-----	-----	-----	-1,937,836.28
ACCOUNTS PAYABLE						-----	-----	-----	-----	-40,040,706.88
<b>SUBTOTAL</b>	73			4156		-0-	7,000,000.00	-----	7,304,084.40	-0-
<b>INTRAGOVERNMENTAL FUNDS</b>										
<b>FEDERAL FINANCING BANK LOANS TO THE SMALL BUSINESS ADMINISTRATION, LOCAL DEVELOPMENT COMPANIES</b>										
FUND RESOURCES:										
UNDISBURSED FUNDS	NO YEAR	20		4521	730	-----	-----	216,265.18	216,265.18	-----
<b>TRUST FUND ACCOUNTS</b>										
<b>BUSINESS ASSISTANCE TRUST FUND, SMALL BUSINESS ADMINISTRATION</b>										
FUND RESOURCES:										
UNDISBURSED FUNDS	NO YEAR	73		8466		220,313.19	-----	-----	10,447.93	209,865.26
ACCOUNTS RECEIVABLE						-----	-----	-----	-----	3.86
FUND EQUITIES:										
UNOBLIGATED BALANCE						-220,313.19	-----	-----	-----	-61,742.70
ACCOUNTS PAYABLE						-----	-----	-----	-----	-4,629.72
UNDELIVERED ORDERS						-----	-----	-----	-----	-143,496.70
<b>SUBTOTAL</b>	73			8466		-0-	-----	-----	10,447.93	-0-
<b>TOTAL, SMALL BUSINESS ADMINISTRATION</b>						709,906,153.19	1,373,547,000.00	-89,000,035.29	779,259,362.01	615,926,637.77
<b>MEMORANDUM</b>										
<b>FINANCING ACCOUNTS</b>										
<b>PUBLIC ENTERPRISE FUNDS</b>										
<b>BUSINESS DIRECT LOAN FINANCING ACCOUNT, SMALL BUSINESS ADMINISTRATION<sup>5</sup></b>										
FUND RESOURCES:										
UNDISBURSED FUNDS	NO YEAR	73		4148		128,491,044.49	-----	112,184,377.00	39,774,573.87	200,900,847.62
<b>BUSINESS GUARANTEED LOAN FINANCING ACCOUNT, SMALL BUSINESS ADMINISTRATION</b>										
FUND RESOURCES:										
UNDISBURSED FUNDS	NO YEAR	73		4149		567,676,380.05	-----	-----	-218,940,261.75	786,616,641.80
<b>DISASTER DIRECT LOAN FINANCING ACCOUNT, SMALL BUSINESS ADMINISTRATION<sup>6</sup></b>										
FUND RESOURCES:										
UNDISBURSED FUNDS	NO YEAR	73		4150		2,087,429,910.59	-----	3,974,122,244.00	1,392,565,203.82	4,668,986,950.77
<b>TOTAL, FINANCING ACCOUNTS</b>						2,783,597,335.13	-----	4,086,306,621.00	1,213,399,515.94	5,656,504,440.19

FOOTNOTES AT END OF CHAPTER



## FOOTNOTES

- 1 The amounts in this column, unless otherwise footnoted, represent appropriations, increases and rescissions in borrowing authority or new contract authority. Appropriation accounts with appropriation transfer activity are presented in Table 1 (Appropriations and Appropriation Transfers) at the end of the chapter.
- 2 The amounts in this column, unless otherwise footnoted, represent transfers-other than appropriation transfers, borrowings (gross), investments (net), unrealized discounts or agent cashier funds.
- 3 The amounts in this column, unless otherwise footnoted, represent obligated balances canceled for fiscal year 1989 pursuant to 31 U.S.C. 1553, changes in unfilled customer orders, accounts receivable, accounts payable, undelivered orders, unobligated balances and adjustments to borrowing and contract authority.
- 4 Unobligated balances for no-year or unexpired multiple year accounts are available for obligation; unobligated balances for expired fiscal year accounts are not available for obligation.
- 5 The year-end closing statement for this account was not available; therefore, balances withdrawn, fund resources and obligation data are not included.
- 6 Represents capital transfer to miscellaneous receipts.
- 7 Includes repayment of borrowings from the U.S. Treasury for \$1,805,471.71 and borrowing from the Federal Financing Bank in lieu of issuance of agency debt for \$2,021,736.89.

**APPROPRIATION, OUTLAYS, AND BALANCES—Continued**

**FOOTNOTES**

**TABLE 1-APPROPRIATIONS AND APPROPRIATION TRANSFERS-SMALL BUSINESS ADMINISTRATION**

ACCOUNT SYMBOL	NET APPROPRIATIONS AND APPROPRIATION TRANSFERS	APPROPRIATION AMOUNT	NET APPROPRIATION TRANSFERS	ACCOUNTS INVOLVED	AMOUNT FROM OR TO (-)	CITATIONS OF LAW
73X0200	\$500,000.00	\$0.00	\$500,000.00	11X0033	\$500,000.00	108 STAT 14
73X1152	534,750,000.00	384,750,000.00	150,000,000.00	11X0033	150,000,000.00	108 STAT 14
TOTALS	\$535,250,000.00	\$384,750,000.00	\$150,500,000.00		\$150,000,000.00	

APPROPRIATION, OUTLAYS, AND BALANCES - Continued

Appropriation or Fund Account		Account Symbol			Balances beginning of fiscal year	Appropriations and other obligational authority <sup>1</sup>	Transfers borrowings and investments (net) <sup>2</sup>	Outlays (net)	Balances withdrawn and other transactions <sup>3</sup>	Balances end or fiscal year <sup>4</sup>
Title	Period of Availability	Dept Reg	Tr Fm	Account No						
<b>INDEPENDENT AGENCIES</b>										
<b>ACTION</b>										
<b>GENERAL FUND ACCOUNTS</b>										
OPERATING EXPENSE, ACTION										
FUND RESOURCES										
UNDISBURSED FUNDS	1994	44		0103		\$205,097,000.00		\$107,337,653.69		\$97,759,346.31
	1993					\$75,849,289.46		71,072,914.77		4,776,374.69
	1992					3,811,815.46		2,837,528.81		974,286.65
	1991					2,859,287.22		-1,133.79		2,860,421.01
	1990					2,068,491.63		133,380.84		1,935,110.79
	1989					1,429,470.77		314,318.52	\$1,115,152.25	
						11,674,220.26			-42,840,853.78	54,515,074.04
ACCOUNTS RECEIVABLE										
FUND EQUITIES									501,401.81	-2,955,034.56
UNOBLIGATED BALANCE						-2,453,632.75			10,779,943.06	-12,888,409.62
ACCOUNTS PAYABLE						-2,108,466.56			53,846,693.82	-146,977,169.31
UNDELIVERED ORDERS						-93,130,475.49				-0-
		44		0103		-0-	205,097,000.00	181,694,662.84	23,402,337.16	-0-
<b>TRUST FUND ACCOUNTS</b>										
GIFTS AND CONTRIBUTIONS, CORPORATION FOR NATIONAL AND COMMUNITY SERVICE										
FUND RESOURCES:										
UNDISBURSED FUNDS	NO YEAR	95		8981		17,975.25	1,400,090.97	-13,139.00		1,431,205.22
FUND EQUITIES:									1,413,229.97	-1,431,205.22
UNOBLIGATED BALANCE						-17,975.25		-13,139.00	1,413,229.97	-0-
		95		8981		-0-	1,400,090.97			
TOTAL, ACTION .....							206,497,090.97	181,681,523.84	24,815,567.13	
<b>ADMINISTRATIVE CONFERENCE OF THE UNITED STATES</b>										
<b>GENERAL FUND ACCOUNTS</b>										
SALARIES AND EXPENSES, ADMINISTRATIVE CONFERENCE OF THE UNITED STATES										
FUND RESOURCES:										
UNDISBURSED FUNDS	1994	95		1700			1,800,000.00	1,534,093.96		265,906.04
	1993					210,404.22		156,180.45		54,223.77
	1992					111,541.85		16,168.30		95,373.55
	1991					8,549.52		-935.00		9,484.52
	1990					84,350.82		16,500.00		67,850.82
	1989					6,199.40		5,000.00	1,199.40	
	NO YEAR					237,161.63		-139,447.45		376,609.08
FUND EQUITIES:									190,307.64	-190,710.04
UNOBLIGATED BALANCE						-402.40			-104,820.25	
ACCOUNTS PAYABLE						-104,820.25			125,752.95	-678,737.74
UNDELIVERED ORDERS						-552,984.79				-0-
		95		1700		-0-	1,800,000.00	1,587,560.26	212,439.74	
<b>TRUST FUND ACCOUNTS</b>										
GIFTS AND BEQUESTS, ADMINISTRATIVE CONFERENCE OF THE UNITED STATES										
FUND RESOURCES:										
UNDISBURSED FUNDS	NO YEAR	95		8280		157,302.83	-333.30	9,523.46		147,446.07
FUND EQUITIES:									-9,856.76	-147,446.07
UNDELIVERED ORDERS						-157,302.83		9,523.46	-9,856.76	-0-
		95		8280		-0-	-333.30			
TOTAL, ADMINISTRATIVE CONFERENCE OF THE UNITED STATES .....							1,799,666.70	1,597,063.72	202,582.98	

**APPROPRIATION, OUTLAYS, AND BALANCES - Continued**

Appropriation or Fund Account Title	Period of Availability	Account Symbol			Balances beginning of fiscal year	Appropriations and other obligational authority <sup>1</sup>	Transfers borrowings and investments (net) <sup>2</sup>	Outlays (net)	Balances withdrawn and other transactions <sup>3</sup>	Balances end or fiscal year <sup>4</sup>
		Dept. Reg	Tr Fm	Account No.						
<b>ADVISORY COMMISSION ON CONFERENCES IN OCEAN SHIPPING</b>										
<b>GENERAL FUND ACCOUNTS</b>										
SALARIES AND EXPENSES, ADVISORY COMMISSION ON CONFERENCES IN OCEAN SHIPPING										
FUND RESOURCES:										
UNDISBURSED FUNDS	NO YEAR	48		2500	16,452.57	-----	-----	42,439.00	-----	\$-25,986.43
ACCOUNTS RECEIVABLE					-----	-----	-----	-25,986.43	-----	\$25,986.43
FUND EQUITIES:										
UNOBLIGATED BALANCE					-16,452.57	-----	-----	-----	-16,452.57	-----
UNDELIVERED ORDERS					-0-	-----	-----	-----	-0-	-----
SUBTOTAL		48		2500				42,439.00	-42,439.00	-0-
TOTAL, ADVISORY COMMISSION ON CONFERENCES IN OCEAN SHIPPING .....					-----	-----	-----	42,439.00	-42,439.00	-----
<b>ADVISORY COMMISSION ON INTERGOVERNMENTAL RELATIONS</b>										
<b>GENERAL FUND ACCOUNTS</b>										
SALARIES AND EXPENSES, ADVISORY COMMISSION ON INTERGOVERNMENTAL RELATIONS										
FUND RESOURCES:										
UNDISBURSED FUNDS	1994	55		0100	-----	1,000,000.00	-----	923,012.88	-----	76,987.12
	1993				133,034.57	-----	-----	123,647.52	-----	9,387.05
	1992				8,457.33	-----	-----	-909.25	-----	9,366.58
	1991				1,104.94	-----	-----	-----	-----	1,104.94
	1990				11,179.84	-----	-----	2,000.00	-----	9,179.84
ACCOUNTS RECEIVABLE					909.25	-----	-----	-----	909.25	-----
FUND EQUITIES:										
UNOBLIGATED BALANCE					-23,566.24	-----	-----	-----	25,068.91	-48,635.15
ACCOUNTS PAYABLE					-909.25	-----	-----	-----	-909.25	-----
UNDELIVERED ORDERS					-130,210.44	-----	-----	-----	-72,820.06	-57,390.38
SUBTOTAL		55		0100	-0-	1,000,000.00	-----	1,047,751.15	-47,751.15	-0-
TOTAL, ADVISORY COMMISSION ON INTERGOVERNMENTAL RELATIONS .....					-----	-----	-----	-----	-----	-----
<b>TRUST FUND ACCOUNTS</b>										
CONTRIBUTIONS, ADVISORY COMMISSION ON INTERGOVERNMENTAL RELATIONS										
FUND RESOURCES:										
UNDISBURSED FUNDS	NO YEAR	55		8155	255,307.43	220,177.00	-----	89,808.88	-----	385,675.55
FUND EQUITIES:										
UNOBLIGATED BALANCE					-217,313.41	-----	-----	-----	118,988.08	-336,301.49
UNDELIVERED ORDERS					-37,994.02	-----	-----	-----	11,380.04	-49,374.06
SUBTOTAL		55		8155	-0-	220,177.00	-----	89,808.88	130,368.12	-0-
TOTAL, ADVISORY COMMISSION ON INTERGOVERNMENTAL RELATIONS .....					-----	-----	-----	-----	-----	-----
<b>DEDUCTIONS FOR OFFSETTING RECEIPTS</b>										
PROPRIETARY RECEIPTS FROM THE PUBLIC						-300.00	-----	-300.00	-----	-----
TOTAL, ADVISORY COMMISSION ON INTERGOVERNMENTAL RELATIONS .....					-----	1,219,877.00	-----	1,137,260.03	82,616.97	-----
<b>ADVISORY COMMITTEE ON FEDERAL PAY</b>										
<b>GENERAL FUND ACCOUNTS</b>										
SALARIES AND EXPENSES, ADVISORY COMMITTEE ON FEDERAL PAY										
FUND RESOURCES:										
UNDISBURSED FUNDS	1991	95		1800	13,207.76	-----	-----	-----	-----	13,207.76
	1990				190.13	-----	-----	-----	-----	190.13
	1989				11,413.57	-----	-----	-----	11,413.57	-----
FUND EQUITIES:										
UNOBLIGATED BALANCE					-24,811.46	-----	-----	-----	-11,413.57	-13,397.89
UNDELIVERED ORDERS					-0-	-----	-----	-----	-0-	-----
SUBTOTAL		95		1800					-11,413.57	-13,397.89
TOTAL, ADVISORY COMMITTEE ON FEDERAL PAY .....					-----	-----	-----	-----	-----	-----

FOOTNOTES AT END OF CHAPTER

**APPROPRIATION, OUTLAYS, AND BALANCES - Continued**

Appropriation or Fund Account Title	Period of Availability	Account Symbol			Balances beginning of fiscal year	Appropriations and other obligational authority <sup>1</sup>	Transfers borrowings and investments (net) <sup>2</sup>	Outlays (net)	Balances withdrawn and other transactions <sup>3</sup>	Balances end or fiscal year <sup>4</sup>
		Dept Reg	Tr Fm	Account No						
<b>ADVISORY COUNCIL ON HISTORIC PRESERVATION</b>										
<b>GENERAL FUND ACCOUNTS</b>										
SALARIES AND EXPENSES, ADVISORY COUNCIL ON HISTORIC PRESERVATION										
FUND RESOURCES:										
UNDISBURSED FUNDS	1994	95		2300	-----	\$2,959,000.00	-\$500.00	\$2,637,656.24	-----	\$320,843.76
	1993				\$543,925.55	-----	500.00	478,557.21	-----	65,868.34
	1992				57,893.06	-----	-----	-571.66	-----	58,464.72
	1991				8,610.43	-----	-----	671.46	-----	7,938.97
	1990				31,626.65	-----	-----	-----	-----	31,626.65
	1989				30,504.41	-----	-----	-----	\$30,504.41	-----
FUNDS HELD OUTSIDE THE TREASURY					-----	-----	500.00	-----	-----	500.00
	1993				500.00	-----	-500.00	-----	-----	-----
ACCOUNTS RECEIVABLE					9,992.45	-----	-----	-----	6,584.97	3,407.48
UNFILLED CUSTOMER ORDERS					198,907.05	-----	-----	-----	139,452.65	59,454.40
FUND EQUITIES:					-----	-----	-----	-----	-----	-----
UNOBLIGATED BALANCE					-93,944.18	-----	-----	-----	-46,669.06	-47,275.12
ACCOUNTS PAYABLE					-466,562.30	-----	-----	-----	-185,511.88	-281,050.42
UNDELIVERED ORDERS					-321,453.12	-----	-----	-----	-101,674.34	-219,778.78
SUBTOTAL	95			2300	-0-	2,959,000.00	-----	3,116,313.25	-157,313.25	-0-
<b>TRUST FUND ACCOUNTS</b>										
DONATIONS, ADVISORY COUNCIL ON HISTORIC PRESERVATION										
FUND RESOURCES:										
UNDISBURSED FUNDS	NO YEAR	95		8298	788.49	-----	-----	-----	-----	788.49
FUND EQUITIES:					-----	-----	-----	-----	-----	-----
UNOBLIGATED BALANCE					-788.49	-----	-----	-----	-----	-788.49
SUBTOTAL	95			8298	-0-	-----	-----	-----	-----	-0-
TOTAL, ADVISORY COUNCIL ON HISTORIC PRESERVATION					-----	2,959,000.00	-----	3,116,313.25	-157,313.25	-----
<b>AMERICAN BATTLE MONUMENTS COMMISSION</b>										
<b>GENERAL FUND ACCOUNTS</b>										
SALARIES AND EXPENSES, AMERICAN BATTLE MONUMENTS COMMISSION										
FUND RESOURCES:										
UNDISBURSED FUNDS	1989	74		0100	66,132.18	-----	-----	22,535.67	43,596.51	-----
	NO YEAR				3,501,751.58	19,286,311.50	-----	19,218,385.07	-----	3,589,678.01
FUND EQUITIES:					-----	-----	-----	-----	-----	-----
UNOBLIGATED BALANCE					-183,016.02	-----	-----	-----	174,554.05	-357,570.07
ACCOUNTS PAYABLE					-818,159.14	-----	-----	-----	188,902.64	-1,007,061.78
UNDELIVERED ORDERS					-2,566,708.60	-----	-----	-----	-361,662.44	-2,205,046.16
SUBTOTAL	74			0100	-0-	19,286,311.50	-----	19,240,920.74	45,390.76	-0-
FOREIGN CURRENCY FLUCTUATIONS, AMERICAN BATTLE MONUMENTS COMMISSION					-----	-----	-----	-----	-----	-----
FUND RESOURCES:					-----	-----	-----	-----	-----	-----
UNDISBURSED FUNDS	NO YEAR	74		0101	1,018,990.89	924,688.50	-----	-----	-----	1,943,679.39
FUND EQUITIES:					-----	-----	-----	-----	-----	-----
UNOBLIGATED BALANCE					-1,018,990.89	-----	-----	-----	924,688.50	-1,943,679.39
SUBTOTAL	74			0101	-0-	924,688.50	-----	-----	924,688.50	-0-
<b>TRUST FUND ACCOUNTS</b>										
CONTRIBUTIONS, AMERICAN BATTLE MONUMENTS COMMISSION										
FUND RESOURCES:										
UNDISBURSED FUNDS	NO YEAR	74		8569	1,176,784.55	2,238,098.51	3,757,812.50	5,615,818.82	-----	1,556,876.74
UNREALIZED DISCOUNT ON INVESTMENTS					-----	-----	-32,812.50	-----	-----	-32,812.50
INVESTMENTS IN PUBLIC DEBT SECURITIES					13,000,000.00	-----	-3,725,000.00	-----	-----	9,275,000.00

**APPROPRIATION, OUTLAYS, AND BALANCES - Continued**

Appropriation or Fund Account		Account Symbol			Balances beginning of fiscal year	Appropriations and other obligational authority <sup>1</sup>	Transfers borrowings and investments (net) <sup>2</sup>	Outlays (net)	Balances withdrawn and other transactions <sup>3</sup>	Balances end or fiscal year <sup>4</sup>
Title	Period of Availability	Dept. Reg	Tr. Fm	Account No.						
<b>FUND EQUITIES:</b>										
UNOBLIGATED BALANCE						-14,010,012.59	-----	-----	-4,044,043.78	-9,965,968.81
ACCOUNTS PAYABLE						-5,001.90	-----	-----	61,517.19	-66,518.49
UNDELIVERED ORDERS						-161,770.66	-----	-----	604,806.28	-766,576.94
<b>SUBTOTAL</b>		<b>74</b>		<b>8569</b>		-0-	2,238,098.51	5,615,818.82	-3,377,720.31	-0-
<b>TOTAL, AMERICAN BATTLE MONUMENTS COMMISSION</b>										
						-----	22,449,098.51	24,856,739.56	-2,407,641.05	-----
<b>APPALACHIAN REGIONAL COMMISSION</b>										
<b>GENERAL FUND ACCOUNTS</b>										
<b>APPALACHIAN REGIONAL DEVELOPMENT PROGRAMS, APPALACHIAN REGIONAL COMMISSION FUND RESOURCES:</b>										
UNDISBURSED FUNDS	NO YEAR	46		0200		46,507,062.52	249,000,000.00	-208,682,094.80	-----	64,427,560.72
TRANSFER TO:										
SOIL CONSERVATION SERVICE	NO YEAR	12	46	0200	10	1,089,228.65	-----	8,140,000.00	-----	4,613,391.66
FARMERS HOME ADMINISTRATION	NO YEAR	12	46	0200	20	37,306,889.78	-----	21,500,000.00	-----	48,066,723.57
ECONOMIC DEVELOPMENT ADMINISTRATION, COMMERCE	NO YEAR	13	46	0200	20	9,355,544.93	-----	9,365,000.00	-----	14,802,653.34
NATIONAL PARK SERVICE	NO YEAR	14	46	0200	10	327,343.84	-----	-----	95,911.20	231,432.64
TENNESSEE VALLEY AUTHORITY	NO YEAR	64	46	0200		5,486,779.16	-----	2,600,000.00	-----	5,975,893.65
ENVIRONMENTAL PROTECTION AGENCY	NO YEAR	68	46	0200		3,548,348.86	-----	677,808.00	-----	2,817,561.86
TRANSPORTATION, FEDERAL HIGHWAY ADMINISTRATION	NO YEAR	69	46	0200	5	273,858,503.91	-----	152,702,000.00	-----	295,148,583.55
FEDERAL RAILROAD ADMINISTRATION	NO YEAR	69	46	0200	7	-----	-----	72,766.00	-----	72,766.00
TRANSPORTATION, FEDERAL AVIATION ADMINISTRATION	NO YEAR	69	46	0200	13	-----	-----	110,250.00	-----	110,250.00
HEALTH AND HUMAN SERVICES, HEALTH RESOURCES AND SERVICES ADMINISTRATION	NO YEAR	75	46	0200	3	9,169,681.90	-----	-----	417,061.01	8,752,620.89
HEALTH AND HUMAN SERVICES, HUMAN DEVELOPMENT SERVICES AND FAMILIES	NO YEAR	75	46	0200	16	314,399.03	-----	101,735.80	-----	404,541.38
HOUSING AND URBAN DEVELOPMENT	NO YEAR	86	46	0200		18,110,562.02	-----	8,350,000.00	-----	19,022,815.23
DEPARTMENT OF ENERGY	NO YEAR	89	46	0200		53,468.00	-----	142,535.00	-----	21,586.00
DEPARTMENT OF EDUCATION	NO YEAR	91	46	0200		2,678,141.86	-----	4,920,000.00	-----	5,150,729.82
CORPS OF ENGINEERS	NO YEAR	96	46	0200		32,682.13	-----	-----	17,042.94	15,639.19
ACCOUNTS RECEIVABLE						1,723,962.68	-----	-----	670,365.08	1,053,597.60
<b>FUND EQUITIES:</b>										
UNOBLIGATED BALANCE						-62,993,449.98	-----	-----	36,054,455.30	-99,047,905.28
ACCOUNTS PAYABLE						-5,459,466.28	-----	-----	126,897.00	-5,586,363.28
UNDELIVERED ORDERS						-341,109,683.01	-----	-----	24,944,395.53	-366,054,078.54
<b>SUBTOTAL</b>		<b>46</b>		<b>0200</b>		-0-	249,000,000.00	187,203,887.09	61,796,112.91	-0-
<b>TRUST FUND ACCOUNTS</b>										
<b>GRANTS AND DONATIONS, APPALACHIAN REGIONAL COMMISSION FUND RESOURCES:</b>										
UNDISBURSED FUNDS	NO YEAR	46		8088		1,779.93	-----	-----	-----	1,779.93
<b>FUND EQUITIES:</b>										
UNOBLIGATED BALANCE						-1,779.93	-----	-----	-----	-1,779.93
<b>SUBTOTAL</b>		<b>46</b>		<b>8088</b>		-0-	-----	-----	-----	-0-

FOOTNOTES AT END OF CHAPTER

**APPROPRIATION, OUTLAYS, AND BALANCES - Continued**

Appropriation or Fund Account		Account Symbol		Balances beginning of fiscal year	Appropriations and other obligational authority <sup>1</sup>	Transfers borrowings and investments (net) <sup>2</sup>	Outlays (net)	Balances withdrawn and other transactions <sup>3</sup>	Balances end or fiscal year <sup>4</sup>
Title	Period of Availability	Dept. Reg	Account No. Sub No.						
<b>APPALACHIAN REGIONAL COMMISSION-CONTINUED</b>									
<b>TRUST FUND ACCOUNTS-CONTINUED</b>									
ADMINISTRATIVE EXPENSES, APPALACHIAN REGIONAL COMMISSION									
FUND RESOURCES:									
UNDISBURSED FUNDS	NO YEAR	46	8090	\$1,999,258.65	\$3,232,900.00	-----	\$3,153,400.29	-----	\$2,078,758.36
FUNDS HELD OUTSIDE THE TREASURY				3,000.00	-----	-----	-----	-----	3,000.00
FUND EQUITIES:									
UNOBLIGATED BALANCE				-1,027,520.22	-----	-----	-----	-\$22,611.08	-1,004,909.14
ACCOUNTS PAYABLE				-120,788.21	-----	-----	-----	-4,615.64	-116,172.57
UNDELIVERED ORDERS				-853,950.22	-----	-----	-----	106,726.43	-960,676.65
	SUBTOTAL	46	8090	-0-	3,232,900.00	-----	3,153,400.29	79,499.71	-0-
<b>DEDUCTIONS FOR OFFSETTING RECEIPTS</b>									
PROPRIETARY RECEIPTS FROM THE PUBLIC									
				-----	-1,521,400.00	-----	-1,521,400.00	-----	-----
INTRABUDGETARY TRANSACTIONS									
				-----	-1,711,500.00	-----	-1,711,500.00	-----	-----
TOTAL, APPALACHIAN REGIONAL COMMISSION									
				-----	249,000,000.00	-----	187,124,387.38	61,875,612.62	-----
<b>ARCHITECTURAL AND TRANSPORTATION BARRIERS COMPLIANCE BOARD</b>									
<b>GENERAL FUND ACCOUNTS</b>									
SALARIES AND EXPENSES, ARCHITECTURAL AND TRANSPORTATION BARRIERS COMPLIANCE BOARD									
FUND RESOURCES:									
UNDISBURSED FUNDS	1994	95	3200	-----	3,348,000.00	-----	2,851,577.65	-----	496,422.35
	1993			667,023.25	-----	-----	405,128.98	-----	261,894.27
	1992			154,520.97	-----	-----	95,391.33	-----	59,129.64
	1991			35,917.89	-----	-----	22,040.00	-----	13,877.89
	1990			10,384.53	-----	-----	-----	-----	10,384.53
	1989			37,062.31	-----	-----	-----	37,062.31	-----
ACCOUNTS RECEIVABLE				11,596.56	-----	-----	-----	-9,503.44	21,100.00
FUND EQUITIES:									
UNOBLIGATED BALANCE				-111,831.76	-----	-----	-----	51,110.01	-162,941.77
ACCOUNTS PAYABLE				-242,339.88	-----	-----	-----	-18,839.91	-223,499.97
UNDELIVERED ORDERS				-562,333.87	-----	-----	-----	-85,966.93	-476,366.94
	SUBTOTAL	95	3200	-0-	3,348,000.00	-----	3,374,137.96	-26,137.96	-0-
TOTAL, ARCHITECTURAL AND TRANSPORTATION BARRIERS COMPLIANCE BOARD									
				-----	3,348,000.00	-----	3,374,137.96	-26,137.96	-----
<b>ARMS CONTROL AND DISARMAMENT AGENCY</b>									
<b>GENERAL FUND ACCOUNTS</b>									
ARMS CONTROL AND DISARMAMENT ACTIVITIES, ARMS CONTROL AND DISARMAMENT AGENCY									
FUND RESOURCES:									
UNDISBURSED FUNDS	1994	94	0100	-----	53,500,000.00	-\$8,000,000.00	28,091,093.08	-----	17,408,906.92
	1993			12,188,651.23	-----	-----	4,936,864.46	-----	7,251,786.77
	1992			4,426,226.11	-----	-----	519,015.18	-----	3,907,210.93
	1991			4,446,367.38	-----	-----	250,584.65	-----	4,195,782.73
	1990			404,986.66	-----	-----	50.65	-----	404,936.01
	1989			1,612,293.68	-----	172,965.51	90,399.17	1,894,260.02	-----

**APPROPRIATION, OUTLAYS, AND BALANCES - Continued**

Appropriation or Fund Account Title	Period of Availability	Account Symbol			Balances beginning of fiscal year	Appropriations and other obligational authority <sup>1</sup>	Transfers borrowings and investments (net) <sup>2</sup>	Outlays (net)	Balances withdrawn and other transactions <sup>3</sup>	Balances end or fiscal year <sup>4</sup>
		Dept. Reg	Tr Fm	Account No.						
TRANSFER TO: STATE	1994	19	94	0100	-----	-----	8,000,000.00	11,561,906.11	-----	\$-3,561,906.11
	1993				1,193,074.65	-----	-----	240,532.79	-----	952,541.86
	1992				34,550.61	-----	-----	-2,670.63	-----	37,221.24
	1991				449,419.10	-----	-----	-696.97	-----	450,116.07
	1990				\$-23,839.69	-----	-----	-----	-----	\$-23,839.69
	1989				176,083.95	-----	-----	-----	-----	-----
ACCOUNTS RECEIVABLE					1,581,380.32	-----	-172,365.51	3,718.44	-4,295,856.07	5,877,236.39
FUND EQUITIES:										
UNOBLIGATED BALANCE					-9,055,270.50	-----	-----	-----	2,586,593.60	-11,641,864.10
ACCOUNTS PAYABLE					-2,266,796.87	-----	-----	-----	1,896,203.72	-4,163,000.59
UNDELIVERED ORDERS					-15,167,126.63	-----	-----	-----	5,928,001.80	-21,095,128.43
SUBTOTAL		94		0100	-0-	53,500,000.00	-----	45,690,796.93	7,809,203.07	-0-
TOTAL, ARMS CONTROL AND DISARMAMENT AGENCY					-----	53,500,000.00	-----	45,690,796.93	7,809,203.07	-----
<b>BARRY GOLDWATER SCHOLARSHIP AND EXCELLENCE IN EDUCATION FOUNDATION</b>										
<b>TRUST FUND ACCOUNTS</b>										
TRUST FUND, THE BARRY GOLDWATER SCHOLARSHIP AND EXCELLENCE IN EDUCATION FUND										
FUND RESOURCES:										
UNDISBURSED FUNDS	NO YEAR	95		8281	193,822.50	4,278,150.90	-1,464,436.55	2,788,640.80	-----	218,896.05
UNREALIZED DISCOUNT ON INVESTMENTS					-8,175.05	-----	-144,563.45	-----	-----	-152,738.50
INVESTMENTS IN PUBLIC DEBT SECURITIES					53,571,000.00	-----	1,609,000.00	-----	-----	55,180,000.00
ACCOUNTS RECEIVABLE					11,636.00	-----	-----	-----	11,636.00	-----
FUND EQUITIES:										
UNOBLIGATED BALANCE					-53,581,936.93	-----	-----	-----	1,619,723.69	-55,201,660.62
ACCOUNTS PAYABLE					-182,180.67	-----	-----	-----	-137,683.74	-44,496.93
UNDELIVERED ORDERS					-4,165.85	-----	-----	-----	-4,165.85	-----
SUBTOTAL		95		8281	-0-	4,278,150.90	-----	2,788,640.80	1,489,510.10	-0-
TOTAL, BARRY GOLDWATER SCHOLARSHIP AND EXCELLENCE IN EDUCATION FOUNDATION					-----	4,278,150.90	-----	2,788,640.80	1,489,510.10	-----



APPROPRIATION, OUTLAYS, AND BALANCES - Continued

Appropriation or Fund Account		Account Symbol			Balances beginning of fiscal year	Appropriations and other obligational authority <sup>1</sup>	Transfers borrowings and investments (net) <sup>2</sup>	Outlays (net)	Balances withdrawn and other transactions <sup>3</sup>	Balances end or fiscal year <sup>4</sup>
Title	Period of Availability	Dept. Reg	Tr. Fm	Account No.						
<b>BOARD FOR INTERNATIONAL BROADCASTING</b>										
<b>GENERAL FUND ACCOUNTS</b>										
GRANTS AND EXPENSES, BOARD FOR INTERNATIONAL BROADCASTING FUND RESOURCES: UNDISBURSED FUNDS	1994	95		1145	-----	\$210,000,000.00	-----	\$205,385,495.66	-----	\$4,614,504.34
	1993				\$1,044,327.31	-----	849,128.62	-----	-----	195,199.69
	1992				603,308.03	-----	421,768.46	-----	-----	181,539.57
	1991				322,638.47	-----	-16,336.74	-----	-----	338,975.21
	1990				5,582,387.68	-----	-----	-----	-----	5,582,387.68
	1989				50,438.86	-----	-----	-----	\$50,438.86	-----
	NO YEAR				320.06	-----	-----	-----	-----	320.06
ACCOUNTS RECEIVABLE					168,907.69	-----	-----	-----	164,076.70	4,830.99
FUND EQUITIES:						-----	-----	-----	3,813,969.65	-5,270,800.52
UNOBLIGATED BALANCE					-1,456,810.87	-----	-----	-----	-535,428.79	-105,318.40
ACCOUNTS PAYABLE					-640,747.19	-----	-----	-----	-133,132.42	-5,541,637.62
UNDELIVERED ORDERS					-5,674,770.04	-----	-----	-----	3,359,944.00	-0-
SUBTOTAL	95			1145	-0-	210,000,000.00	-----	206,640,066.00	-----	-----
ISRAEL RADIO RELAY STATION, BOARD FOR INTERNATIONAL BROADCASTING FUND RESOURCES: UNDISBURSED FUNDS	NO YEAR	95		1146	10,926,664.34	-1,700,000.00	-----	5,973,365.85	-----	3,253,298.49
ACCOUNTS RECEIVABLE					7,479.10	-----	-----	-----	-504,268.55	511,747.65
FUND EQUITIES:						-----	-----	-----	-2,033,933.05	-2,458,199.32
UNOBLIGATED BALANCE					-4,492,132.37	-----	-----	-----	-2,083.85	-4,269.04
ACCOUNTS PAYABLE					-6,352.89	-----	-----	-----	-5,133,080.40	-1,302,577.78
UNDELIVERED ORDERS					-6,435,658.18	-----	-----	-----	-7,673,365.85	-0-
SUBTOTAL	95			1146	-0-	-1,700,000.00	-----	5,973,365.85	-----	-----
TOTAL, BOARD FOR INTERNATIONAL BROADCASTING					-----	208,300,000.00	-----	212,613,421.85	-4,313,421.85	-----
<b>CENTRAL INTELLIGENCE AGENCY</b>										
<b>GENERAL FUND ACCOUNTS</b>										
PAYMENT TO THE CENTRAL INTELLIGENCE AGENCY RETIREMENT AND DISABILITY FUND, CENTRAL INTELLIGENCE AGENCY FUND RESOURCES: UNDISBURSED FUNDS	1994	56		3400	-----	182,300,000.00	-----	182,300,000.00	-----	-----
TOTAL, CENTRAL INTELLIGENCE AGENCY					-----	182,300,000.00	-----	182,300,000.00	-----	-----

**APPROPRIATION, OUTLAYS, AND BALANCES - Continued**

Appropriation or Fund Account		Account Symbol			Balances beginning of fiscal year	Appropriations and other obligational authority <sup>1</sup>	Transfers borrowings and investments (net) <sup>2</sup>	Outlays (net)	Balances withdrawn and other transactions <sup>3</sup>	Balances end or fiscal year <sup>4</sup>
Title	Period of Availability	Dept. Reg	Account No.	Sub No.						
<b>CHRISTOPHER COLUMBUS QUINCENTENARY JUBILEE COMMISSION</b>										
<b>GENERAL FUND ACCOUNTS</b>										
SALARIES AND EXPENSES, CHRISTOPHER COLUMBUS QUINCENTENARY JUBILEE COMMISSION										
FUND RESOURCES:										
UNDISBURSED FUNDS	1993-94	76	0800		200,000.00	-----	-----	-----	-----	2,000.00
	1992-94				220,000.00	-----	-----	-----	-----	1,400.00
	1991-94				-409,294.10	-----	-----	-----	-----	705.16
	NO YEAR				-6,592.92	-----	-----	-----	-----	7.08
ACCOUNTS RECEIVABLE					426,321.98	-----	-----	-----	426,321.98	-----
FUND EQUITIES:										
UNOBLIGATED BALANCE					-3,580.33	-----	-----	-----	-212.29	-3,368.04
ACCOUNTS PAYABLE					-426,854.63	-----	-----	-----	-426,110.43	-744.20
<b>SUBTOTAL</b>		<b>76</b>	<b>0800</b>		<b>-0-</b>	<b>-----</b>	<b>-----</b>	<b>.74</b>	<b>-.74</b>	<b>-0-</b>
<b>TRUST FUND ACCOUNTS</b>										
GIFTS AND DONATIONS, CHRISTOPHER COLUMBUS QUINCENTENARY JUBILEE COMMISSION										
FUND RESOURCES:										
UNDISBURSED FUNDS	NO YEAR	76	8095		2,021.46	-----	-----	444.92	-----	1,576.54
FUND EQUITIES:										
UNOBLIGATED BALANCE					-338.26	-----	-----	-----	18.05	-356.31
ACCOUNTS PAYABLE					-1,683.20	-----	-----	-----	-462.97	-1,220.23
<b>SUBTOTAL</b>		<b>76</b>	<b>8095</b>		<b>-0-</b>	<b>-----</b>	<b>-----</b>	<b>444.92</b>	<b>-444.92</b>	<b>-0-</b>
<b>TOTAL, CHRISTOPHER COLUMBUS QUINCENTENARY JUBILEE COMMISSION</b>								<b>445.66</b>	<b>-445.66</b>	<b>-----</b>
<b>CHRISTOPHER COLUMBUS FELLOWSHIP FOUNDATION</b>										
<b>TRUST FUND ACCOUNTS</b>										
CHRISTOPHER COLUMBUS SCHOLARSHIP FUND, CHRISTOPHER COLUMBUS FELLOWSHIP FOUNDATION										
FUND RESOURCES:										
UNDISBURSED FUNDS	NO YEAR	76	8187		38,055.98	274,269.99	-\$166,655.30	116,314.00	-----	29,356.67
UNREALIZED DISCOUNT ON INVESTMENTS					-13,598.44	-----	6,656.30	-----	-----	-6,943.14
INVESTMENTS IN PUBLIC DEBT SECURITIES					7,595,000.00	-----	160,000.00	-----	-----	7,755,000.00
ACCOUNTS RECEIVABLE					2,279.83	-----	-----	-----	2,079.83	200.00
FUND EQUITIES:										
UNOBLIGATED BALANCE					-7,614,622.34	-----	-----	-----	156,789.86	-7,771,412.20
ACCOUNTS PAYABLE					-3,686.31	-----	-----	-----	2,515.02	-6,201.33
UNDELIVERED ORDERS					-3,428.72	-----	-----	-----	-3,428.72	-----
<b>SUBTOTAL</b>		<b>76</b>	<b>8187</b>		<b>-0-</b>	<b>274,269.99</b>	<b>-----</b>	<b>116,314.00</b>	<b>157,955.99</b>	<b>-0-</b>
<b>TOTAL, CHRISTOPHER COLUMBUS FELLOWSHIP FOUNDATION</b>						<b>274,269.99</b>	<b>-----</b>	<b>116,314.00</b>	<b>157,955.99</b>	<b>-----</b>

FOOTNOTES AT END OF CHAPTER

APPROPRIATION, OUTLAYS, AND BALANCES - Continued

Appropriation or Fund Account Title	Period of Availability	Account Symbol		Balances beginning of fiscal year	Appropriations and other obligational authority <sup>1</sup>	Transfers borrowings and investments (net) <sup>2</sup>	Outlays (net)	Balances withdrawn and other transactions <sup>3</sup>	Balances end or fiscal year <sup>4</sup>
		Dept. Reg	Tr Fm						
<b>COMMISSION FOR THE PRESERVATION OF AMERICA'S HERITAGE ABROAD</b>									
<b>GENERAL FUND ACCOUNTS</b>									
SALARIES AND EXPENSES, COMMISSION FOR THE PRESERVATION OF AMERICA'S HERITAGE ABROAD FUND RESOURCES: UNDISBURSED FUNDS	1994	95	3700	-----	\$200,000.00	-----	\$190,799.02	-----	\$9,200.98
	1993			\$18,797.96	-----	-----	18,718.52	-----	79.46
	1992			1,206.60	-----	-----	76.29	-----	1,130.31
	1991			6,391.11	-----	-----	3,862.00	-----	2,529.11
	1990			1,563.23	-----	-----	1,100.00	-----	463.23
				60.00	-----	-----	-----	-----	60.00
ACCOUNTS RECEIVABLE				-----	-----	-----	-----	-----	-----
FUND EQUITIES:				-----	-----	-----	-----	-----	-----
UNOBLIGATED BALANCE				-3,822.27	-----	-----	-----	\$71.67	-3,893.94
ACCOUNTS PAYABLE				-12,750.86	-----	-----	-----	-10,219.88	-2,530.98
UNDELIVERED ORDERS				-11,445.79	-----	-----	-----	-4,407.62	-7,038.17
	SUBTOTAL	95	3700	-0-	200,000.00	-----	214,555.83	-14,555.83	-0-
<b>TRUST FUND ACCOUNTS</b>									
GIFTS AND DONATIONS, COMMISSION FOR THE PRESERVATION OF AMERICAN HERITAGE ABROAD FUND RESOURCES: UNDISBURSED FUNDS	NO YEAR	95	8268	14,996.60	5,360.46	-----	19,171.78	-----	1,185.28
FUND EQUITIES:				-----	-----	-----	-----	-----	-----
UNOBLIGATED BALANCE				-906.12	-----	-----	-----	183.37	-1,089.49
ACCOUNTS PAYABLE				-2,951.48	-----	-----	-----	-2,855.69	-95.79
UNDELIVERED ORDERS				-11,139.00	-----	-----	-----	-11,139.00	-----
	SUBTOTAL	95	8268	-0-	5,360.46	-----	19,171.78	-13,811.32	-0-
TOTAL, COMMISSION FOR THE PRESERVATION OF AMERICA'S HERITAGE ABROAD				-----	205,360.46	-----	233,727.61	-28,367.15	-----
<b>COMMISSION OF FINE ARTS</b>									
<b>GENERAL FUND ACCOUNTS</b>									
SALARIES AND EXPENSES, COMMISSION OF FINE ARTS FUND RESOURCES: UNDISBURSED FUNDS	1994	95	2600	-----	805,000.00	-----	703,110.60	-----	101,889.40
	1993			122,448.11	-----	-----	76,293.68	-----	46,152.43
	1992			43,590.44	-----	-----	1,645.00	-----	41,945.44
	1991			1,873.24	-----	-----	-----	-----	1,873.24
	1989			5,207.01	-----	-----	-----	5,207.01	-----
FUND EQUITIES:				-----	-----	-----	-----	-----	-----
UNOBLIGATED BALANCE				-99,946.50	-----	-----	-----	-35,958.02	-63,988.48
ACCOUNTS PAYABLE				-31,206.01	-----	-----	-----	21,555.22	-52,761.23
UNDELIVERED ORDERS				-41,964.29	-----	-----	-----	33,146.51	-75,110.80
	SUBTOTAL	95	2600	-0-	805,000.00	-----	781,049.28	23,960.72	-0-

**APPROPRIATION, OUTLAYS, AND BALANCES - Continued**

Appropriation or Fund Account Title	Period of Availability	Account Symbol			Balances beginning of fiscal year	Appropriations and other obligational authority <sup>1</sup>	Transfers borrowings and investments (net) <sup>2</sup>	Outlays (net)	Balances withdrawn and other transactions <sup>3</sup>	Balances end or fiscal year <sup>4</sup>
		Dept. Reg	Tr Fm	Account No.						
NATIONAL CAPITAL ARTS AND CULTURAL AFFAIRS, COMMISSION OF FINE ARTS FUND RESOURCES: UNDISBURSED FUNDS	1994	95		2602	-----	7,500,000.00	-----	7,500,000.00	-----	-----
TOTAL, COMMISSION OF FINE ARTS .....					-----	8,305,000.00	-----	8,281,049.28	23,950.72	-----
<b>COMMISSION ON AGRICULTURAL WORKERS</b>										
<b>GENERAL FUND ACCOUNTS</b>										
SALARIES AND EXPENSES, COMMISSION ON AGRICULTURAL WORKERS FUND RESOURCES: UNDISBURSED FUNDS	NO YEAR	48		0057	529,184.81	-500,000.00	-----	4,211.82	-----	24,972.99
ACCOUNTS RECEIVABLE					979.24	-----	-----	979.24	-----	-----
FUND EQUITIES: UNOBLIGATED BALANCE					-530,110.80	-----	-----	-----	-505,302.08	-24,808.72
ACCOUNTS PAYABLE					-----	-----	-----	-----	164.27	-164.27
UNDELIVERED ORDERS					-53.25	-----	-----	-----	-53.25	-----
SUBTOTAL		48		0057	-0-	-500,000.00	-----	4,211.82	-504,211.82	-0-
TOTAL, COMMISSION ON AGRICULTURAL WORKERS .....					-----	-500,000.00	-----	4,211.82	-504,211.82	-----
<b>COMMISSION ON CIVIL RIGHTS</b>										
<b>GENERAL FUND ACCOUNTS</b>										
SALARIES AND EXPENSES, COMMISSION ON CIVIL RIGHTS FUND RESOURCES: UNDISBURSED FUNDS	1994	95		1900	-----	7,776,000.00	-6,500.00	6,888,887.91	-----	880,612.09
	1993				811,319.95	-----	6,500.00	598,632.80	-----	219,187.15
	1992				-20,347.11	-----	-----	-72,722.17	-----	52,375.06
	1991				419,419.05	-----	-----	36,534.25	-----	382,884.80
	1990				332,544.07	-----	-----	-----	-----	332,544.07
	1989				98,757.14	-----	-----	-----	98,757.14	-----
FUNDS HELD OUTSIDE THE TREASURY					-----	-----	6,500.00	-----	-----	6,500.00
ACCOUNTS RECEIVABLE	1993				6,500.00	-----	-6,500.00	-----	-----	-----
FUND EQUITIES: UNOBLIGATED BALANCE					58,908.10	-----	-----	-----	5,352.04	53,556.06
ACCOUNTS PAYABLE					-679,479.17	-----	-----	-----	225,263.42	-904,742.59
UNDELIVERED ORDERS					-394,211.25	-----	-----	-----	30,814.36	-425,025.61
SUBTOTAL		95		1900	-633,410.78	7,776,000.00	-----	7,451,332.79	-35,519.75	-597,891.03
TOTAL, COMMISSION ON CIVIL RIGHTS .....					-----	7,776,000.00	-----	7,451,332.79	324,667.21	-----

APPROPRIATION, OUTLAYS, AND BALANCES - Continued

Appropriation or Fund Account		Account Symbol			Balances beginning of fiscal year	Appropriations and other obligational authority <sup>1</sup>	Transfers borrowings and investments (net) <sup>2</sup>	Outlays (net)	Balances withdrawn and other transactions <sup>3</sup>	Balances end or fiscal year <sup>4</sup>
Title	Period of Availability	Dept. Reg	Tr. Fm	Account No.						
<b>COMMISSION ON NATIONAL AND COMMUNITY SERVICE</b>										
<b>GENERAL FUND ACCOUNTS</b>										
SALARIES AND EXPENSES, COMMISSION ON NATIONAL AND COMMUNITY SERVICE										
FUND RESOURCES										
UNDISBURSED FUNDS	1993	95		2150	\$2,500,000.00	-----	-----	\$2,417,000.00	-----	\$63,000.00
	1992-93				-1,984,172.28	-----	-----	-1,990,180.17	-----	-3,992.11
	1991				1,990,076.03	-----	-----	-----	-----	1,990,076.03
ACCOUNTS RECEIVABLE					2,605,789.51	-----	-----	-----	\$2,565,789.51	50,000.00
FUND EQUITIES:										
UNOBLIGATED BALANCE					-2,031,448.94	-----	-----	-----	7,483.59	-2,038,932.53
ACCOUNTS PAYABLE					-2,810,655.23	-----	-----	-----	-2,752,564.66	-58,090.57
UNDELIVERED ORDERS					-269,589.09	-----	-----	-----	-247,528.27	-22,060.82
SUBTOTAL		95		2150	-0-	-----	-----	436,819.83	-436,819.83	-0-
PROGRAMS AND ACTIVITIES, COMMISSION ON NATIONAL AND COMMUNITY SERVICE										
FUND RESOURCES:										
UNDISBURSED FUNDS	1993-94	95		2151	2,000,000.00	-----	-----	1,550,000.00	-----	450,000.00
	1993				73,000,000.00	-----	-----	29,621,000.00	-----	43,379,000.00
	1992-93				61,989,778.17	-----	-----	57,494,188.10	-----	4,495,590.07
	1991				55,000,000.00	-----	-----	-----	-----	55,000,000.00
ACCOUNTS RECEIVABLE					73,000,000.00	-----	-----	-----	29,700,000.00	43,300,000.00
FUND EQUITIES:										
UNOBLIGATED BALANCE					-56,801,096.86	-----	-----	-----	148,825.32	-56,949,922.18
ACCOUNTS PAYABLE					-73,994,830.92	-----	-----	-----	-30,677,862.88	-43,316,968.04
UNDELIVERED ORDERS					-134,193,850.39	-----	-----	-----	-87,836,150.54	-46,357,699.85
SUBTOTAL		95		2151	-0-	-----	-----	88,665,188.10	-88,665,188.10	-0-
TOTAL, COMMISSION ON NATIONAL AND COMMUNITY SERVICE .....					-----	-----	-----	89,102,007.93	-89,102,007.93	-----
<b>COMMISSION ON THE BICENTENNIAL OF THE UNITED STATES CONSTITUTION</b>										
<b>GENERAL FUND ACCOUNTS</b>										
SALARIES AND EXPENSES, COMMISSION ON THE BICENTENNIAL OF THE UNITED STATES										
FUND RESOURCES:										
UNDISBURSED FUNDS	NO YEAR	76		0054	1,018,447.38	-----	-----	18,258.39	-----	1,000,188.99
ACCOUNTS RECEIVABLE					500.00	-----	-----	-----	500.00	-----
FUND EQUITIES:										
UNOBLIGATED BALANCE					-892,084.61	-----	-----	-----	67,592.59	-959,677.20
ACCOUNTS PAYABLE					-2,035.63	-----	-----	-----	-2,035.63	-----
UNDELIVERED ORDERS					-124,827.14	-----	-----	-----	-84,315.35	-40,511.79
SUBTOTAL		76		0054	-0-	-----	-----	18,258.39	-18,258.39	-0-

**APPROPRIATION, OUTLAYS, AND BALANCES - Continued**

Appropriation or Fund Account		Account Symbol			Balances beginning of fiscal year	Appropriations and other obligational authority <sup>1</sup>	Transfers borrowings and investments (net) <sup>2</sup>	Outlays (net)	Balances withdrawn and other transactions <sup>3</sup>	Balances end or fiscal year <sup>4</sup>
Title	Period of Availability	Dept Reg	Tr Fm	Account No.						
<b>TRUST FUND ACCOUNTS</b>										
GIFTS AND DONATIONS, COMMISSION ON THE BICENTENNIAL OF THE UNITED STATES CONSTITUTION										
FUND RESOURCES:										
UNDISBURSED FUNDS	NO YEAR	76		8092		112.80	---	---	---	112.80
FUND EQUITIES:										
UNOBLIGATED BALANCE						-112.80	---	---	---	-112.80
	SUBTOTAL	76		8092		-0-	---	---	---	-0-
TOTAL, COMMISSION ON THE BICENTENNIAL OF THE UNITED STATES CONSTITUTION .....										
						---	---	18,258.39	-18,258.39	---
<b>COMMISSION ON THE UKRAINE FAMINE</b>										
<b>GENERAL FUND ACCOUNTS</b>										
SALARIES AND EXPENSES, COMMISSION ON THE UKRAINE FAMINE										
FUND RESOURCES:										
UNDISBURSED FUNDS	1990	48		0050		21,353.44	---	---	---	21,353.44
FUND EQUITIES:										
UNOBLIGATED BALANCE						-21,353.44	---	---	---	-21,353.44
	SUBTOTAL	48		0050		-0-	---	---	---	-0-
TOTAL, COMMISSION ON THE UKRAINE FAMINE .....										
						---	---	---	---	---
<b>COMMITTEE FOR PURCHASE FROM PEOPLE WHO ARE BLIND OR SEVERELY DISABLED</b>										
<b>GENERAL FUND ACCOUNTS</b>										
SALARIES AND EXPENSES, COMMITTEE FOR PURCHASE FROM THE BLIND AND OTHER SEVERELY DISABLED										
FUND RESOURCES:										
UNDISBURSED FUNDS	1994	95		2000		---	\$1,689,000.00	---	---	244,534.07
	1993					282,679.65	---	---	---	20,644.34
	1992					41,712.66	---	---	---	41,117.66
	1991					5,599.11	---	---	---	5,599.11
	1990					4,108.89	---	---	---	4,108.89
	1989					3,118.71	---	---	---	4,108.89
ACCOUNTS RECEIVABLE						1,200.00	---	---	3,118.71	---
FUND EQUITIES:									-398.24	1,598.24
UNOBLIGATED BALANCE						-46,908.11	---	---	24,668.46	-71,576.57
ACCOUNTS PAYABLE						-94,161.94	---	---	-12,579.13	-81,582.81
UNDELIVERED ORDERS						-197,348.97	---	---	-32,906.04	-164,442.93
	SUBTOTAL	95		2000		-0-	1,689,000.00	1,707,096.24	-18,096.24	-0-
TOTAL, COMMITTEE FOR PURCHASE FROM THE BLIND AND OTHER SEVERELY DISABLED .....										
						---	1,689,000.00	1,707,096.24	-18,096.24	---

**APPROPRIATION, OUTLAYS, AND BALANCES - Continued**

Appropriation or Fund Account Title	Period of Availability	Account Symbol			Balances beginning of fiscal year	Appropriations and other obligational authority <sup>1</sup>	Transfers borrowings and investments (net) <sup>2</sup>	Outlays (net)	Balances withdrawn and other transactions <sup>3</sup>	Balances end or fiscal year <sup>4</sup>
		Dept Reg	Tr Fm	Account No						
<b>COMMODITY FUTURES TRADING COMMISSION</b>										
<b>GENERAL FUND ACCOUNTS</b>										
COMMODITY FUTURES TRADING COMMISSION										
FUND RESOURCES:										
UNDISBURSED FUNDS	1994	95		1400	-----	\$47,485,000.00	-\$14,750.00	\$42,846,797.37	-----	\$4,623,452.63
	1993				\$5,134,576.39	-----	13,750.00	3,667,857.97	-----	1,480,468.42
	1992				543,595.11	-----	-----	204,785.57	-----	338,809.54
	1991				518,649.74	-----	-----	101,062.60	-----	417,587.14
	1990				276,779.46	-----	-----	-23,296.06	-----	300,075.52
	1989				143,898.41	-----	-----	-----	\$143,898.41	-----
FUNDS HELD OUTSIDE THE TREASURY					-----	-----	14,750.00	-----	-----	14,750.00
	1993				13,750.00	-----	-13,750.00	-----	-----	-----
ACCOUNTS RECEIVABLE					51,739.34	-----	-----	-----	26,350.95	25,388.39
FUND EQUITIES:										
UNOBLIGATED BALANCE					-424,470.97	-----	-----	-----	216,349.88	-640,820.85
ACCOUNTS PAYABLE					-1,516,518.11	-----	-----	-----	696,128.81	-2,212,646.92
UNDELIVERED ORDERS					-4,741,999.37	-----	-----	-----	-394,935.50	-4,347,063.87
SUBTOTAL	95			1400	-----	47,485,000.00	-----	46,797,207.45	687,792.55	-----
TOTAL, COMMODITY FUTURES TRADING COMMISSION					-----	47,485,000.00	-----	46,797,207.45	687,792.55	-----
<b>COMMUNITY MANAGEMENT STAFF</b>										
<b>GENERAL FUND ACCOUNTS</b>										
EXPENSES, COMMUNITY MANAGEMENT STAFF										
FUND RESOURCES:										
UNDISBURSED FUNDS	1994	95		0401	-----	151,288,000.00	-----	65,552,737.53	-----	85,735,262.47
	1993				64,019,474.30	-----	-----	9.15	-----	64,019,465.15
FUND EQUITIES:										
UNOBLIGATED BALANCE					-1,926,626.32	-----	-----	-----	14,769,131.02	-16,695,757.34
ACCOUNTS PAYABLE					-9.15	-----	-----	-----	-1,108,366.22	1,108,357.07
UNDELIVERED ORDERS					-62,092,838.83	-----	-----	-----	72,074,488.52	-134,167,327.35
SUBTOTAL	95			0401	-----	151,288,000.00	-----	65,552,746.68	85,735,253.32	-----
TOTAL, COMMUNITY MANAGEMENT STAFF					-----	151,288,000.00	-----	65,552,746.68	85,735,253.32	-----

**APPROPRIATION, OUTLAYS, AND BALANCES - Continued**

Appropriation or Fund Account Title	Period of Availability	Account Symbol		Balances beginning of fiscal year	Appropriations and other obligational authority <sup>1</sup>	Transfers borrowings and investments (net) <sup>2</sup>	Outlays (net)	Balances withdrawn and other transactions <sup>3</sup>	Balances end or fiscal year <sup>4</sup>
		Dept. Reg	Account Tr Fm No. No.						
<b>CONSUMER PRODUCT SAFETY COMMISSION</b>									
<b>GENERAL FUND ACCOUNTS</b>									
SALARIES AND EXPENSES, CONSUMER PRODUCT SAFETY COMMISSION									
FUND RESOURCES:									
UNDISBURSED FUNDS	1994	61	0100	-----	42,286,000.00	-10,900.00	36,563,979.78	-----	5,711,120.22
	1993			4,975,703.48	-----	10,900.00	4,213,446.49	-----	773,156.99
	1992			582,388.00	-----	-----	69,203.09	-----	513,184.91
	1991			878,010.99	-----	-----	8,022.03	-----	669,988.96
	1990			438,810.50	-----	-----	-----	-----	438,810.50
	1989			711,628.80	-----	-----	-----	-----	-----
	NO YEAR			5,183,247.70	-----	-----	190.00	711,438.80	-----
FUNDS HELD OUTSIDE THE TREASURY				-----	-----	-----	4,067,702.49	-----	1,115,545.21
	1993			10,900.00	-----	10,900.00	-----	-----	10,900.00
ACCOUNTS RECEIVABLE				82,760.91	-----	-10,900.00	-----	8,048.77	74,712.14
FUND EQUITIES:				-----	-----	-----	-----	-----	-----
UNOBLIGATED BALANCE				-3,727,194.98	-----	-----	-----	-1,221,264.89	-2,505,930.09
ACCOUNTS PAYABLE				-1,080,164.15	-----	-----	-----	84,810.72	-1,164,974.87
UNDELIVERED ORDERS				-8,056,091.25	-----	-----	-----	-2,219,577.28	-5,836,513.97
SUBTOTAL	61	0100		-0-	42,286,000.00	-----	44,922,543.88	-2,636,543.88	-0-
TOTAL, CONSUMER PRODUCT SAFETY COMMISSION				-----	42,286,000.00	-----	44,922,543.88	-2,636,543.88	-----
<b>CORPORATION FOR NATIONAL AND COMMUNITY SERVICE</b>									
<b>GENERAL FUND ACCOUNTS</b>									
EXPENSES, CORPORATION FOR NATIONAL AND COMMUNITY SERVICE									
FUND RESOURCES:									
UNDISBURSED FUNDS	1994-95	95	2720	-----	365,000,000.00	-----	127,381,622.84	-----	237,618,377.16
	NO YEAR			-----	3,800,000.00	-----	-----	-----	3,800,000.00
ACCOUNTS RECEIVABLE				-----	-----	-----	-----	-26,596,636.49	26,596,636.49
FUND EQUITIES:				-----	-----	-----	-----	-----	-----
UNOBLIGATED BALANCE				-----	-----	-----	-----	79,465,386.05	-79,465,386.05
ACCOUNTS PAYABLE				-----	-----	-----	-----	1,457,360.07	-1,457,360.07
UNDELIVERED ORDERS				-----	-----	-----	-----	187,092,267.53	-187,092,267.53
SUBTOTAL	95	2720		-0-	368,800,000.00	-----	127,381,622.84	241,418,377.16	-0-
<b>TRUST FUND ACCOUNTS</b>									
NATIONAL SERVICE TRUST, CORPORATION FOR NATIONAL AND COMMUNITY SERVICE									
FUND RESOURCES:									
UNDISBURSED FUNDS	NO YEAR	95	8267	-----	102,125,886.91	-96,522,592.79	208,224.99	-----	5,395,069.13
UNREALIZED DISCOUNT ON INVESTMENTS				-----	-----	-422,407.21	-----	-----	-422,407.21
INVESTMENT IN PUBLIC DEBT SECURITIES				-----	-----	96,945,000.00	-----	-----	96,945,000.00
FUND EQUITIES:				-----	-----	-----	-----	-----	-----
UNOBLIGATED BALANCE				-----	-----	-----	-----	101,917,661.92	-101,917,661.92
SUBTOTAL	95	8267		-0-	102,125,886.91	-----	208,224.99	101,917,661.92	-0-
<b>DEDUCTIONS FOR OFFSETTING RECEIPTS</b>									
INTRABUDGETARY TRANSACTIONS				-----	-98,751,000.00	-----	-98,751,000.00	-----	-----
TOTAL, CORPORATION FOR NATIONAL AND COMMUNITY SERVICE				-----	372,174,886.91	-----	28,838,847.83	343,336,039.08	-----



**APPROPRIATION, OUTLAYS, AND BALANCES - Continued**

Appropriation or Fund Account Title	Period of Availability	Account Symbol			Balances beginning of fiscal year	Appropriations and other obligational authority <sup>1</sup>	Transfers borrowings and investments (net) <sup>2</sup>	Outlays (net)	Balances withdrawn and other transactions <sup>3</sup>	Balances end of fiscal year <sup>4</sup>
		Dept Rep	Tr Fm	Account No						
<b>CORPORATION FOR PUBLIC BROADCASTING</b>										
<b>GENERAL FUND ACCOUNTS</b>										
PUBLIC BROADCASTING FUND, CORPORATION FOR PUBLIC BROADCASTING FUND RESOURCES:										
UNDISBURSED FUNDS	1994	20		0151	-----	\$275,000,000.00	-----	\$275,000,000.00	-----	-----
TOTAL, CORPORATION FOR PUBLIC BROADCASTING					-----	275,000,000.00	-----	275,000,000.00	-----	-----
<b>COURT OF VETERANS APPEALS</b>										
<b>GENERAL FUND ACCOUNTS</b>										
SALARIES AND EXPENSES, COURT OF VETERANS APPEALS FUND RESOURCES:										
UNDISBURSED FUNDS	1994-95	95		0300	-----	790,000.00	-----	727,354.13	-----	\$62,645.87
	1994				-----	8,369,000.00	-\$1,000.00	7,248,487.93	-----	1,119,512.07
	1992-94				\$18,702.74	-----	-----	18,664.60	-----	38.14
	1993				1,426,185.18	-----	1,000.00	965,056.87	-----	462,128.31
	1992-93				-2,929.87	-----	-----	-2,929.87	-----	-----
	1992				589,214.24	-----	-----	32,967.29	-----	556,246.95
	1991				1,544,327.99	-----	-----	1,371.57	-----	1,542,956.42
	1990				245,607.26	-----	-----	-2,928.54	-----	248,535.80
	1989-90				24,482.68	-----	-----	-----	-----	24,482.68
FUNDS HELD OUTSIDE THE TREASURY					-----	-----	1,000.00	-----	-----	1,000.00
ACCOUNTS RECEIVABLE	1993				1,000.00	-----	-1,000.00	-----	-----	-----
FUND EQUITIES:					9,912.21	-----	-----	-----	\$7,061.87	2,850.34
UNOBLIGATED BALANCE					-2,617,809.76	-----	-----	-----	573,334.82	-3,191,144.58
ACCOUNTS PAYABLE					-384,815.74	-----	-----	-----	-106,113.90	-278,701.84
UNDELIVERED ORDERS					-853,876.93	-----	-----	-----	-303,326.77	-550,550.16
<b>SUBTOTAL</b>	95			0300	-0-	9,159,000.00	-----	8,988,043.98	170,956.02	-0-
<b>SPECIAL FUND ACCOUNTS</b>										
PRACTICE REGISTRATION FEES, COURT OF VETERANS APPEALS FUND RESOURCES:										
UNDISBURSED FUNDS	NO YEAR	95		5113	28,115.50	4,050.00	-----	-----	-----	32,165.50
FUND EQUITIES:					-28,115.50	-----	-----	-----	4,050.00	-32,165.50
UNOBLIGATED BALANCE	SUBTOTAL	95		5113	-0-	4,050.00	-----	-----	4,050.00	-0-
<b>TRUST FUND ACCOUNTS</b>										
COURT OF VETERANS APPEALS RETIREMENT FUND FUND RESOURCES:										
UNDISBURSED FUNDS	NO YEAR	95		8290	18,332.68	333,525.12	-303,262.20	40,228.94	-----	8,366.66
UNREALIZED DISCOUNT ON INVESTMENTS					10,207.69	-----	-71,737.80	-----	-----	-61,530.11
INVESTMENTS IN PUBLIC DEBT SECURITIES					1,315,000.00	-----	375,000.00	-----	-----	1,690,000.00
FUND EQUITIES:					-1,343,540.37	-----	-----	-----	293,296.18	-1,636,836.55
UNOBLIGATED BALANCE	SUBTOTAL	95		8290	-0-	333,525.12	-----	40,228.94	293,296.18	-0-
TOTAL, COURT OF VETERANS APPEALS					-----	9,496,575.12	-----	9,028,272.92	468,302.20	-----

**APPROPRIATION, OUTLAYS, AND BALANCES - Continued**

Appropriation or Fund Account Title	Period of Availability	Account Symbol			Balances beginning of fiscal year	Appropriations and other obligational authority <sup>1</sup>	Transfers borrowings and investments (net) <sup>2</sup>	Outlays (net)	Balances withdrawn and other transactions <sup>3</sup>	Balances end or fiscal year <sup>4</sup>
		Dept. Reg	Tr Fm	Account No.						
<b>DEFENSE NUCLEAR FACILITIES SAFETY BOARD</b>										
<b>GENERAL FUND ACCOUNTS</b>										
SALARIES AND EXPENSES, DEFENSE NUCLEAR FACILITIES SAFETY BOARD										
FUND RESOURCES:										
UNDISBURSED FUNDS	NO YEAR	95		3900	5,984,841.14	16,560,000.00	-----	15,876,504.73	-----	6,668,336.41
ACCOUNTS RECEIVABLE					35,371.99	-----	-----	-----	16,589.89	18,782.10
FUND EQUITIES:										
UNOBLIGATED BALANCE					-914,856.56	-----	-----	-----	926,981.07	-1,841,837.63
ACCOUNTS PAYABLE					-1,119,612.18	-----	-----	-----	-224,862.12	-894,750.06
UNDELIVERED ORDERS					-3,985,744.39	-----	-----	-----	-35,213.57	-3,950,530.82
SUBTOTAL		95		3900	-0-	16,560,000.00	-----	15,876,504.73	683,495.27	-0-
TOTAL, DEFENSE NUCLEAR FACILITIES SAFETY BOARD					-----	16,560,000.00	-----	15,876,504.73	683,495.27	-----
<b>DELAWARE RIVER BASIN COMMISSION</b>										
<b>GENERAL FUND ACCOUNTS</b>										
SALARIES AND EXPENSES, DELAWARE RIVER BASIN COMMISSION										
FUND RESOURCES:										
UNDISBURSED FUNDS	1994	46		0100	-----	333,000.00	-----	240,420.63	-----	92,579.37
	1993				51,599.66	-----	-----	8,942.83	-----	42,656.83
	1992				23,819.34	-----	-----	5.71	-----	23,813.63
	1991				20,292.03	-----	-----	-----	-----	20,292.03
	1990				7,697.89	-----	-----	-----	-----	7,697.89
	1989				106,714.07	-----	-----	-----	106,714.07	-----
FUND EQUITIES:										
UNOBLIGATED BALANCE					-195,243.50	-----	-----	-----	-20,154.03	-175,089.47
ACCOUNTS PAYABLE					-8,005.26	-----	-----	-----	549.42	-8,554.68
UNDELIVERED ORDERS					-6,874.23	-----	-----	-----	-3,478.63	-3,395.60
SUBTOTAL		46		0100	-0-	333,000.00	-----	249,369.17	83,630.83	-0-
CONTRIBUTION TO DELAWARE RIVER BASIN COMMISSION, DELAWARE RIVER BASIN COMMISSION										
FUND RESOURCES:										
UNDISBURSED FUNDS	1994	46		0102	-----	488,000.00	-----	488,000.00	-----	-----
TOTAL, DELAWARE RIVER BASIN COMMISSION					-----	821,000.00	-----	737,369.17	83,630.83	-----
<b>DISTRICT OF COLUMBIA</b>										
<b>GENERAL FUND ACCOUNTS</b>										
FEDERAL PAYMENT TO THE DISTRICT OF COLUMBIA										
FUND RESOURCES:										
UNDISBURSED FUNDS	1994	20		1700	-----	700,000,000.00	-----	698,000,000.00	-----	2,000,000.00
FUND EQUITIES:										
ACCOUNTS PAYABLE					-----	-----	-----	-----	2,000,000.00	-2,000,000.00
SUBTOTAL		20		1700	-0-	700,000,000.00	-----	698,000,000.00	2,000,000.00	-0-
FEDERAL PAYMENT FOR WATER AND SEWER SERVICES, TREASURY										
FUND RESOURCES:										
UNDISBURSED FUNDS	NO YEAR	20		0155	5,210,582.91	1,475,830.00	-----	2,156,636.46	-----	4,529,776.45
FUND EQUITIES:										
ACCOUNTS PAYABLE					-5,210,582.91	-----	-----	-----	-680,806.46	-4,529,776.45
SUBTOTAL		20		0155	-0-	1,475,830.00	-----	2,156,636.46	-680,806.46	-0-
<b>DEDUCTIONS FOR OFFSETTING RECEIPTS</b>										
PROPRIETARY RECEIPTS FROM THE PUBLIC					-----	-12,045,238.07	-----	-12,045,238.07	-----	-----
TOTAL, DISTRICT OF COLUMBIA					-----	689,430,591.93	-----	688,111,398.39	1,319,193.54	-----

FOOTNOTES AT END OF CHAPTER

APPROPRIATION, OUTLAYS, AND BALANCES - Continued

Appropriation or Fund Account		Account Symbol				Balances beginning of fiscal year	Appropriations and other obligatory authority <sup>1</sup>	Transfers borrowings and investments (net) <sup>2</sup>	Outlays (net)	Balances withdrawn and other transactions <sup>3</sup>	Balances end or fiscal year <sup>4</sup>
Title	Period of Availability	Dept. Reg.	Tr. Fm.	Account No.	Sub No.						
<b>EQUAL EMPLOYMENT OPPORTUNITY COMMISSION</b>											
<b>GENERAL FUND ACCOUNTS</b>											
SALARIES AND EXPENSES, EQUAL EMPLOYMENT OPPORTUNITY COMMISSION											
FUND RESOURCES:											
UNDISBURSED FUNDS	1984	45		0100		---	\$230,000,000.00	-\$18,425.00	\$203,581,966.99	---	\$26,399,588.01
	1983					\$26,848,197.27	---	23,125.00	24,076,310.51	---	2,795,011.76
	1982-93					1,000,000.00	---	---	965,871.73	---	14,128.27
	1992					4,475,233.67	---	---	361,102.70	---	4,114,130.97
	1991					3,992,116.23	---	---	26,391.98	---	3,965,724.25
	1990					2,963,138.63	---	---	-2,452.47	---	2,965,591.10
	1989					\$2,270,659.94	---	---	-13.65	\$2,270,673.59	---
	NO YEAR					826,634.89	---	---	268,252.71	---	558,382.18
FUNDS HELD OUTSIDE THE TREASURY						---	---	18,425.00	---	---	18,425.00
	1993					23,125.00	---	-23,125.00	---	---	---
ACCOUNTS RECEIVABLE						93,623.12	---	---	---	-33,780.41	127,403.53
FUND EQUITIES:						---	---	---	---	1,034,659.04	-8,912,286.99
UNOBLIGATED BALANCE						-7,877,627.95	---	---	---	1,019,590.10	-12,712,204.00
ACCOUNTS PAYABLE						-11,692,613.90	---	---	---	-3,588,592.82	-19,333,894.08
UNDELIVERED ORDERS						-22,922,486.90	---	---	---	---	---
SUBTOTAL		45		0100		-0-	230,000,000.00	---	229,297,450.50	702,549.50	-0-
<b>PUBLIC ENTERPRISE FUNDS</b>											
EEOC EDUCATION, TECHNICAL ASSISTANCE, AND TRAINING REVOLVING FUND, EQUAL EMPLOYMENT OPPORTUNITY COMMISSION											
FUND RESOURCES:											
UNDISBURSED FUNDS	NO YEAR	45		4019		1,359,845.44	---	---	-504,739.81	---	1,864,585.25
ACCOUNTS RECEIVABLE						43,758.40	---	---	---	32,400.90	11,357.50
FUND EQUITIES:						---	---	---	---	465,046.04	-1,691,440.44
UNOBLIGATED BALANCE						-1,226,394.40	---	---	---	11,373.06	-73,821.61
ACCOUNTS PAYABLE						-62,448.55	---	---	---	-4,080.19	-110,680.70
UNDELIVERED ORDERS						-114,760.89	---	---	---	---	---
SUBTOTAL		45		4019		-0-	---	---	-504,739.81	504,739.81	-0-
TOTAL, EQUAL EMPLOYMENT OPPORTUNITY COMMISSION						---	230,000,000.00	---	228,792,710.69	1,207,289.31	---
<b>EXPORT-IMPORT BANK OF THE UNITED STATES</b>											
<b>GENERAL FUND ACCOUNTS</b>											
EXPORT IMPORT BANK LOANS PROGRAM ACCOUNT											
FUND RESOURCES:											
UNDISBURSED FUNDS	1994-95	83		0100		---	987,000,000.00	---	---	---	\$987,000,000.00
	1994					---	45,369,000.00	---	74,055,735.89	---	-28,686,735.89
	1993					697,480,797.61	-121,351,000.00	---	121,305,637.85	---	454,824,159.76
	1992					359,129,093.05	---	---	73,375,356.11	---	285,753,736.94
	NO YEAR					---	125,351,000.00	---	---	---	125,351,000.00
FUND EQUITIES:						---	---	---	---	17,849,202.69	-167,235,809.12
UNOBLIGATED BALANCE						-149,386,606.43	---	---	---	749,783,067.46	-1,657,006,351.69
UNDELIVERED ORDERS						-907,223,284.23	---	---	---	---	---
SUBTOTAL		83		0100		-0-	1,036,369,000.00	---	268,736,729.85	767,632,270.15	-0-

**APPROPRIATION, OUTLAYS, AND BALANCES - Continued**

Appropriation or Fund Account		Account Symbol			Balances beginning of fiscal year	Appropriations and other obligational authority <sup>1</sup>	Transfers borrowings and investments (net) <sup>2</sup>	Outlays (net)	Balances withdrawn and other transactions <sup>3</sup>	Balances end of fiscal year <sup>4</sup>
Title	Period of Availability	Dept Reg	Tr Fm	Account No.						
<b>PUBLIC ENTERPRISE FUNDS</b>										
EXPORT-IMPORT BANK OF THE UNITED STATES FUND										
FUND RESOURCES:										
UNDISBURSED FUNDS	1991-92	83		4027	101,790,965.85	-----	-----	26,658,815.59	-----	75,132,150.26
	1990-91				13,894,793.33	-----	-----	6,873,324.42	-----	7,021,468.91
	NO YEAR				116,564,570.92	717,108,240.90	<sup>5</sup> -1,848,954,000.00	-1,047,419,772.42	-----	32,138,584.24
AUTHORITY TO BORROW FROM THE TREASURY					1,219,354,488.85	1,628,654,990.98	-1,875,307,777.29	-----	-----	972,701,702.54
INVESTMENTS IN PUBLIC DEBT SECURITIES					76,300,000.00	-----	-19,200,000.00	-----	-----	57,100,000.00
ACCOUNTS RECEIVABLE					79,550,277.71	-----	-----	-----	-6,891,518.01	86,441,795.72
FUND EQUITIES:										
UNOBLIGATED BALANCE					-241,115,790.57	-----	-----	-----	-103,809,275.08	-137,506,515.49
ACCOUNTS PAYABLE					-723,106,428.89	-----	-----	-----	-105,542,197.42	-617,564,231.47
UNDELIVERED ORDERS					-643,232,877.20	-----	-----	-----	-167,767,922.49	-475,464,954.71
SUBTOTAL		83		4027	-0-	2,345,763,231.88	-3,743,461,777.29	-1,013,887,632.41	-383,810,913.00	-0-
<b>DEDUCTIONS FOR OFFSETTING RECEIPTS</b>										
PROPRIETARY RECEIPTS FROM THE PUBLIC					-----	-86,892,171.15	-----	-86,892,171.15	-----	-----
TOTAL, EXPORT-IMPORT BANK OF THE UNITED STATES					-----	3,295,240,060.73	-3,743,461,777.29	-832,043,073.71	383,821,357.15	-----
<b>FARM CREDIT ADMINISTRATION</b>										
<b>PUBLIC ENTERPRISE FUNDS</b>										
REVOLVING FUND FOR ADMINISTRATIVE EXPENSES, FARM CREDIT ADMINISTRATION										
FUND RESOURCES:										
UNDISBURSED FUNDS	NO YEAR	78		4131	236,139.19	-----	-1,008,952.42	-1,768,050.47	-----	995,237.24
UNREALIZED DISCOUNT ON INVESTMENTS					-23,581.22	-----	-11,047.58	-----	-----	-34,628.80
FUNDS HELD OUTSIDE THE TREASURY					1,500.00	-----	-----	-----	-----	1,500.00
INVESTMENTS IN PUBLIC DEBT SECURITIES					12,020,000.00	-----	1,020,000.00	-----	-----	13,040,000.00
ACCOUNTS RECEIVABLE					8,627,298.82	-----	-----	-----	-28,703,115.04	37,330,413.86
FUND EQUITIES:										
UNOBLIGATED BALANCE					-4,390,825.89	-----	-----	-----	-4,390,861.89	936.00
ACCOUNTS PAYABLE					-15,094,860.79	-----	-----	-----	34,745,435.54	-49,840,296.33
UNDELIVERED ORDERS					-1,375,670.11	-----	-----	-----	116,591.86	-1,492,261.97
SUBTOTAL		78		4131	-0-	-----	-----	-1,768,050.47	1,768,050.47	-0-
TOTAL, FARM CREDIT ADMINISTRATION					-----	-----	-----	-1,768,050.47	1,768,050.47	-----
<b>FARM CREDIT SYSTEM ASSISTANCE BOARD</b>										
<b>PUBLIC ENTERPRISE FUNDS</b>										
FARM CREDIT SYSTEM ASSISTANCE BOARD, REVOLVING FUND FOR ADMINISTRATIVE EXPENSES										
FUND RESOURCES:										
UNDISBURSED FUNDS	NO YEAR	78		4132	-69,485.51	-----	-----	-11,469.50	-----	<sup>5</sup> -58,016.01
ACCOUNTS RECEIVABLE					102,453.35	-----	-----	-----	-----	102,453.35
FUND EQUITIES:										
UNOBLIGATED BALANCE					-32,967.84	-----	-----	-----	11,469.50	-44,437.34
SUBTOTAL		78		4132	-0-	-----	-----	-11,469.50	11,469.50	-0-
TOTAL, FARM CREDIT SYSTEM ASSISTANCE BOARD					-----	-----	-----	-11,469.50	11,469.50	-----

FOOTNOTES AT END OF CHAPTER

**APPROPRIATION, OUTLAYS, AND BALANCES - Continued**

Appropriation or Fund Account		Account Symbol				Balances beginning of fiscal year	Appropriations and other obligational authority <sup>1</sup>	Transfers borrowings and investments (net) <sup>2</sup>	Outlays (net)	Balances withdrawn and other transactions <sup>3</sup>	Balances end or fiscal year <sup>4</sup>
Title	Period of Availability	Dept Reg	Fm	Account No	Sub No						
<b>NATIONAL EDUCATION GOALS PANEL</b>											
<b>GENERAL FUND ACCOUNTS</b>											
EXPENSES, NATIONAL EDUCATION STANDARDS AND IMPROVEMENTS COUNCIL											
FUND RESOURCES											
UNDISBURSED FUNDS	1994-95	95		2550		-----	\$2,000,000.00	-----	-----	-----	\$2,000,000.00
FUND EQUITIES						-----	-----	-----	-----	\$2,000,000.00	-2,000,000.00
UNOBLIGATED BALANCE						-----	-----	-----	-----	2,000,000.00	-0-
	SUBTOTAL	95		2550		-0-	2,000,000.00	-----	-----	-----	-0-
TOTAL, NATIONAL EDUCATION GOALS PANEL						-----	2,000,000.00	-----	-----	2,000,000.00	-----
<b>NATIONAL EDUCATION STANDARDS AND IMPROVEMENT COUNCIL</b>											
<b>GENERAL FUND ACCOUNTS</b>											
EXPENSES, NATIONAL EDUCATION GOALS PANEL											
FUND RESOURCES											
UNDISBURSED FUNDS	1994-95	95		2650		-----	3,000,000.00	-----	\$200,399.30	-----	2,799,600.70
FUND EQUITIES						-----	-----	-----	-----	2,320,985.99	-2,320,985.99
UNOBLIGATED BALANCE						-----	-----	-----	-----	54,641.89	-54,641.89
ACCOUNTS PAYABLE						-----	-----	-----	-----	423,972.82	-423,972.82
UNDELIVERED ORDERS						-----	-----	-----	-----	-----	-0-
	SUBTOTAL	95		2650		-0-	3,000,000.00	-----	200,399.30	2,799,600.70	-0-
TOTAL, NATIONAL EDUCATION AND IMPROVEMENT COUNCIL						-----	3,000,000.00	-----	200,399.30	2,799,600.70	-----
<b>NATIONAL ENDOWMENT FOR THE ARTS</b>											
<b>GENERAL FUND ACCOUNTS</b>											
GRANTS AND ADMINISTRATION, NATIONAL ENDOWMENT FOR THE ARTS											
FUND RESOURCES:											
UNDISBURSED FUNDS	1994-95	59		0100		-----	29,392,000.00	-----	3,204,073.00	-----	26,187,927.00
	1994					-----	140,836,000.00	-7,500.00	46,159,876.14	-----	94,668,623.86
	1993-94					\$27,565,571.00	-----	-----	16,166,332.00	-----	11,399,239.00
	1993					98,825,221.98	-----	7,500.00	81,370,916.68	-----	17,461,805.30

**APPROPRIATION, OUTLAYS, AND BALANCES - Continued**

Appropriation or Fund Account	Title	Period of Availability	Account Symbol			Balances beginning of fiscal year	Appropriations and other obligatory authority <sup>1</sup>	Transfers borrowings and investments (net) <sup>2</sup>	Outlays (net)	Balances withdrawn and other transactions <sup>3</sup>	Balances end or fiscal year <sup>4</sup>
			Dept. Reg	Fm	Account No.						
<b>FEDERAL COMMUNICATIONS COMMISSION</b>											
<b>GENERAL FUND ACCOUNTS</b>											
SALARIES AND EXPENSES, FEDERAL COMMUNICATIONS COMMISSION											
FUND RESOURCES:											
UNDISBURSED FUNDS											
		1994	27		0100	-----	101,598,086.00	-91,472.00	77,042,966.71	-----	24,463,647.29
		1993				9,495,053.01	-----	80,822.00	8,606,113.67	-----	969,761.34
		1992				726,504.42	-----	-----	133,122.27	-----	593,382.15
		1991				1,057,905.14	-----	-----	25,172.86	-----	1,032,732.28
		1990				291,870.25	-----	-----	-462.78	-----	292,333.03
		1989				918,273.35	-----	-----	1,351.79	916,921.56	-----
		NO YEAR				9,026,230.07	-----	-----	5,601,309.81	-----	3,424,920.26
FUNDS HELD OUTSIDE THE TREASURY											
		1993				80,822.00	-----	91,472.00	-----	-----	91,472.00
ACCOUNTS RECEIVABLE											
FUND EQUITIES:											
UNOBLIGATED BALANCE											
ACCOUNTS PAYABLE											
UNDELIVERED ORDERS											
		SUBTOTAL	27		0100	-9,917,797.71	101,598,086.00	-----	91,409,574.33	13,113,446.57	-23,031,244.28
<b>DEDUCTIONS FOR OFFSETTING RECEIPTS</b>											
PROPRIETARY RECEIPTS FROM THE PUBLIC											
						-----	-42,780,968.25	-----	-42,780,968.25	-----	-----
TOTAL, FEDERAL COMMUNICATIONS COMMISSION											
						-----	58,817,117.75	-----	48,628,606.08	10,188,511.67	-----
<b>FEDERAL DEPOSIT INSURANCE CORPORATION</b>											
<b>BANK INSURANCE FUNDS</b>											
<b>PUBLIC ENTERPRISE FUNDS</b>											
THE BANK INSURANCE FUND											
FUND RESOURCES:											
UNDISBURSED FUNDS											
		NO YEAR	51		4064	32,037,925.22	-----	-9,529,904,500.00	-9,497,853,591.19	-----	<sup>5</sup> -12,983.59
						-----	-----	-117,403,500.00	-----	-----	-117,403,500.00
						4,325,015,000.00	-----	9,647,308,000.00	-----	-----	13,972,323,000.00
						15,714,006,330.59	-----	-----	-----	6,948,507,612.15	8,765,498,718.44
FUND EQUITIES:											
UNOBLIGATED BALANCE											
ACCOUNTS PAYABLE											
		SUBTOTAL	51		4064	-15,777,070,132.10	-----	-----	-----	6,078,424,877.11	-21,855,495,009.21
						-4,293,989,123.71	-----	-----	-----	-3,529,078,898.07	-764,910,225.64
						-----	-----	-----	-9,497,853,591.19	9,497,853,591.19	-----
TOTAL, BANK INSURANCE FUND											
						-----	-----	-----	-9,497,853,591.19	9,497,853,591.19	-----
<b>SAVINGS ASSOCIATION INSURANCE FUND</b>											
<b>PUBLIC ENTERPRISE FUNDS</b>											
THE SAVINGS ASSOCIATION INSURANCE FUND											
FUND RESOURCES:											
UNDISBURSED FUNDS											
		NO YEAR	51		4066	845.74	-----	-1,196,658,125.00	-1,196,657,558.19	-----	278.93
						-----	-----	-12,696,875.00	-----	-----	-12,696,875.00
						1,283,464,000.00	-----	1,209,355,000.00	-----	-----	2,492,819,000.00
						69,770,145.70	-----	-----	-----	-13,717,240.90	83,487,386.60
FUND EQUITIES:											
UNOBLIGATED BALANCE											
ACCOUNTS PAYABLE											
		SUBTOTAL	51		4066	-1,156,040,552.55	-----	-----	-----	1,199,385,710.58	<sup>12</sup> -2,355,426,263.13
						-197,194,438.89	-----	-----	-----	10,989,088.51	-208,183,527.40
						-----	-----	-----	-1,196,657,558.19	1,196,657,558.19	-----
TOTAL, SAVINGS ASSOCIATION INSURANCE FUND											
						-----	-----	-----	-1,196,657,558.19	1,196,657,558.19	-----

FOOTNOTES AT END OF CHAPTER

APPROPRIATION, OUTLAYS, AND BALANCES - Continued

Appropriation of Fund Account		Account Symbol			Balances beginning of fiscal year	Appropriations and other obligational authority <sup>1</sup>	Transfers borrowings and investments (net) <sup>2</sup>	Outlays (net)	Balances withdrawn and other transactions <sup>3</sup>	Balances end of fiscal year <sup>4</sup>
Title	Period of Availability	Dept. Reg	Tr. Fm	Account No.						
<b>FEDERAL SAVINGS AND LOAN INSURANCE CORPORATION FUND</b>										
<b>PUBLIC ENTERPRISE FUNDS</b>										
THE FSLIC RESOLUTION FUND										
FUND RESOURCES:										
UNDISBURSED FUNDS	NO YEAR	51		4065		\$609,537,666.13	---	-\$966,145,156.00	---	\$892.05
AUTHORITY TO BORROW FROM THE TREASURY AND THE PUBLIC						19683,455,202.16	---	-494,095,349.00	---	189,359,853.16
INVESTMENTS IN PUBLIC DEBT SECURITIES						828,479,000.00	---	820,960,000.00	---	1,649,459,000.00
ACCOUNTS RECEIVABLE						3,368,266,432.49	---	---	---	1,491,314,809.12
FUND EQUITIES:							---	---	---	
UNOBLIGATED BALANCE						-548,095,104.22	---	---	---	13-619,560,204.08
ACCOUNTS PAYABLE						10-4,941,643,196.56	---	---	---	-2,710,584,350.25
SUBTOTAL		51		4065		-0-	---	-639,260,505.00	-356,608,381.92	-282,652,123.08
TOTAL, FEDERAL SAVINGS AND LOAN INSURANCE CORPORATION FUND						---	---	-639,260,505.00	-356,608,381.92	-282,652,123.08
<b>AFFORDABLE HOUSING AND BANK ENTERPRISE</b>										
<b>GENERAL FUND ACCOUNTS</b>										
FDIC AFFORDABLE HOUSING PROGRAM, FEDERAL DEPOSIT INSURANCE CORPORATION										
FUND RESOURCES:										
UNDISBURSED FUNDS	1994	51		1500		---	\$7,000,000.00	---	2,359,914.25	38,819.05
	1993					2,275,859.60	---	1,759,070.65	---	503,488.95
FUND EQUITIES:							---	---	---	
UNOBLIGATED BALANCE						-112,335.19	---	---	---	-112,335.19
ACCOUNTS PAYABLE						-2,163,524.41	---	---	---	-4,614,566.70
SUBTOTAL		51		1500		-0-	7,000,000.00	---	4,118,984.90	2,881,015.10
BANK ENTERPRISE PROGRAM, FEDERAL DEPOSIT INSURANCE CORPORATION										
FUND RESOURCES:										
UNDISBURSED FUNDS	1993	51		1501		1,000,000.00	---	---	---	1,000,000.00
FUND EQUITIES:							---	---	---	
UNOBLIGATED BALANCE						-1,000,000.00	---	---	---	-1,000,000.00
SUBTOTAL		51		1501		-0-	---	---	---	-0-
TOTAL, AFFORDABLE HOUSING AND BANK ENTERPRISE						---	7,000,000.00	---	4,118,984.90	2,881,015.10
TOTAL, FEDERAL DEPOSIT INSURANCE CORPORATION						---	7,000,000.00	-639,260,505.00	-11,047,000,546.40	10,414,740,041.40
<b>FEDERAL ELECTION COMMISSION</b>										
<b>GENERAL FUND ACCOUNTS</b>										
SALARIES AND EXPENSES, FEDERAL ELECTION COMMISSION										
FUND RESOURCES:										
UNDISBURSED FUNDS	1994	95		1600		---	23,564,000.00	---	21,174,891.78	2,386,608.22
	1993					2,070,187.88	---	2,500.00	---	188,483.07
	1992					161,626.01	---	---	---	127,660.23
	1991					65,920.62	---	---	---	65,381.08
	1990					98,553.95	---	---	---	98,553.95
	1989					54,477.88	---	---	---	---
FUNDS HELD OUTSIDE THE TREASURY						---	---	---	---	---
	1993					2,500.00	---	2,500.00	---	2,500.00
ACCOUNTS RECEIVABLE						13,327.54	---	---	---	16,558.10
FUND EQUITIES:							---	---	---	
UNOBLIGATED BALANCE						-273,261.41	---	---	---	14-307,232.19
ACCOUNTS PAYABLE						-684,565.47	---	---	---	-822,487.73

**APPROPRIATION, OUTLAYS, AND BALANCES - Continued**

Appropriation or Fund Account		Account Symbol			Balances beginning of fiscal year	Appropriations and other obligational authority <sup>1</sup>	Transfers borrowings and investments (net) <sup>2</sup>	Outlays (net)	Balances withdrawn and other transactions <sup>3</sup>	Balances end or fiscal year <sup>4</sup>
Title	Period of Availability	Dept. Reg	Tr. Fm	Account No.						
UNDELIVERED ORDERS					-1,508,767.00	-----	-----	247,257.73	-1,756,024.73	
	SUBTOTAL	95		1600	-0-	23,564,000.00	-----	23,092,944.28	471,055.72	
TOTAL, FEDERAL ELECTION COMMISSION					-----	23,564,000.00	-----	23,092,944.28	471,055.72	
<b>FEDERAL EMERGENCY MANAGEMENT AGENCY</b>										
<b>GENERAL FUND ACCOUNTS</b>										
DISASTER RELIEF, FUNDS APPROPRIATED TO THE PRESIDENT FUND RESOURCES:										
UNDISBURSED FUNDS										
TRANSFER TO:										
FEDERAL EMERGENCY MANAGEMENT AGENCY										
AGENCY FUND EQUITIES:	NO YEAR	58	11	0039	282,082.46	-----	-----	-----	-----	282,082.46
ACCOUNTS PAYABLE					-282,082.46	-----	-----	-----	-----	-282,082.46
	SUBTOTAL	11		0039	-0-	-----	-----	-----	-----	-0-
SALARIES AND EXPENSES, FEDERAL EMERGENCY MANAGEMENT AGENCY FUND RESOURCES:										
UNDISBURSED FUNDS										
	1994	58		0100	-----	160,409,000.00	-\$20,000.00	126,749,847.82	-----	33,639,152.18
	1993				17,362,087.49	-1,000,000.00	-----	-4,930,207.12	-----	21,292,294.61
	1992				8,898,082.58	-----	-----	4,281,821.69	-----	4,616,260.89
	1991				822,319.94	-----	-----	141,336.62	-----	680,983.52
	1990				4,445,091.01	-----	-----	113,074.41	-----	4,332,016.60
	1989				3,809,530.00	-----	-----	352,081.02	3,457,448.98	-----
	NO YEAR				17,635,458.19	-----	-----	168,245.89	-----	17,467,212.30
FUNDS HELD OUTSIDE THE TREASURY										
ACCOUNTS RECEIVABLE										
UNFILLED CUSTOMER ORDERS										
FUND EQUITIES:										
UNOBLIGATED BALANCE										
ACCOUNTS PAYABLE										
UNDELIVERED ORDERS										
	NO YEAR				18,498,072.13	-----	20,000.00	-----	1,753,936.13	20,000.00
					1,511,745.33	-----	-----	-----	-16,723,194.27	16,744,136.00
					-24,059,300.81	-----	-----	-----	-3,435,751.88	-20,623,548.93
					-20,825,164.07	-----	-----	-----	14,153,917.74	-34,979,081.81
					-28,097,921.79	-----	-----	-----	33,326,443.17	-61,424,364.96
	SUBTOTAL	58		0100	-0-	159,409,000.00	-----	126,876,200.13	32,532,799.87	-0-
EMERGENCY MANAGEMENT PLANNING AND ASSISTANCE, FEDERAL EMERGENCY MANAGEMENT AGENCY FUND RESOURCES:										
UNDISBURSED FUNDS										
	1994	58		0101	-----	210,960,000.00	-----	76,496,368.40	-----	134,463,631.60
	1993-94				-----	-----	-----	4,044,718.03	-----	4,044,718.03
	1993				152,309,758.73	-----	-----	101,753,144.46	-----	50,556,614.27
	1992-93				-1,476,155.85	-----	-----	-1,561,361.91	-----	85,206.06
	1992				65,392,062.08	-----	-----	40,608,300.73	-----	24,783,761.35
	1991-92				87,538.11	-----	-----	86,757.56	-----	780.55
	1991				14,882,064.06	-----	-----	9,885,407.88	-----	4,996,656.18
	1990				15,894,111.18	-----	-----	5,127,117.09	-----	10,766,994.09
	1989				12,587,162.87	-----	-----	4,245,466.01	8,341,696.86	-----
	NO YEAR				12,369,371.27	15,000,000.00	-----	1,522,240.83	-----	25,847,130.44
ACCOUNTS RECEIVABLE										
UNFILLED CUSTOMER ORDERS										
FUND EQUITIES:										
UNOBLIGATED BALANCE										
ACCOUNTS PAYABLE										
UNDELIVERED ORDERS										
	NO YEAR				116,077,188.17	-----	-----	92,741,908.17	-----	23,335,280.00
					108,744,780.65	-----	-----	-----	-61,123,840.62	169,868,621.27
					-8,899,372.83	-----	-----	-----	216,859.86	-9,116,232.69
					-5,651,940.44	-----	-----	-----	38,810,060.35	-44,462,000.79
					-482,316,568.00	-----	-----	-----	-95,234,843.70	-387,081,724.30
	SUBTOTAL	58		0101	-0-	225,960,000.00	-----	242,208,159.08	-16,248,159.08	-0-
EMERGENCY FOOD AND SHELTER PROGRAM, FEDERAL EMERGENCY MANAGEMENT AGENCY FUND RESOURCES:										
UNDISBURSED FUNDS										
	1994	58		0103	-----	130,000,000.00	-----	130,013,793.27	-----	-13,793.27
	1993				6,976.34	-----	-----	-----	-----	6,976.34
	1992				1,917.36	-----	-----	480.00	-----	1,437.36
	1991				2,739.80	-----	-----	-200.00	-----	2,939.80
	1990				1,270.49	-----	-----	571.49	-----	699.00
	1989				1,924.78	-----	-----	1,763.69	161.09	-----
ACCOUNTS RECEIVABLE										
UNFILLED CUSTOMER ORDERS										
FUND EQUITIES:										
UNOBLIGATED BALANCE										
ACCOUNTS PAYABLE										
UNDELIVERED ORDERS										
	NO YEAR				2,034,348.00	-----	-----	-----	-6,214,042.60	8,248,390.60
					-----	-----	-----	-----	-56,976.00	56,976.00
					-11,198.97	-----	-----	-----	-1,924.78	-9,274.19
					-767.00	-----	-----	-----	9,435.80	-10,202.80
					-2,037,210.80	-----	-----	-----	6,246,938.04	-8,284,148.84
	SUBTOTAL	58		0103	-0-	130,000,000.00	-----	130,016,406.45	-16,406.45	-0-

FOOTNOTES AT END OF CHAPTER



**APPROPRIATION, OUTLAYS, AND BALANCES - Continued**

Appropriation or Fund Account		Account Symbol			Balances beginning of fiscal year	Appropriations and other obligational authority <sup>1</sup>	Transfers borrowings and investments (net) <sup>2</sup>	Outlays (net)	Balances withdrawn and other transactions <sup>3</sup>	Balances end of fiscal year <sup>4</sup>
Title	Period of Availability	Dept Reg	Tr Fm	Account No.						
<b>FEDERAL EMERGENCY MANAGEMENT AGENCY-CONTINUED</b>										
<b>GENERAL FUND ACCOUNTS-CONTINUED</b>										
DISASTER RELIEF, FEDERAL EMERGENCY MANAGEMENT AGENCY										
FUND RESOURCES:										
UNDISBURSED FUNDS	1993-97 NO YEAR	58		0104		\$1,735,000,000.00	-----	\$667,667,394.79	-----	\$1,067,332,605.21
FUNDS HELD OUTSIDE THE TREASURY						<sup>10</sup> 1,776,622,729.89	\$5,000,905,000.00	\$139,194,985.99	-----	3,841,194,723.18
ACCOUNTS RECEIVABLE						1,436,662.40	-----	3,075,527,992.70	-----	1,436,662.40
FUND EQUITIES:						4,062,963,476.00	-----	-----	\$1,085,274,653.18	2,977,688,822.82
UNOBLIGATED BALANCE						<sup>10</sup> -1,950,177,276.22	-----	-----	1,184,456,508.54	-3,134,633,784.76
ACCOUNTS PAYABLE						-608,805,486.07	-----	-----	-608,805,486.07	-----
UNDELIVERED ORDERS						-5,017,040,106.00	-----	-----	-264,021,077.15	-4,753,019,028.85
	SUBTOTAL	58		0104		-0-	5,000,905,000.00	139,194,985.99	3,743,195,387.49	1,396,904,598.50
DISASTER ASSISTANCE DIRECT LOAN PROGRAM										
ACCOUNT, FEDERAL EMERGENCY MANAGEMENT AGENCY										
FUND RESOURCES:										
UNDISBURSED FUNDS	1994 1993 1992	58		0105		----- 5,085,426.34 2,666.00	95,000.00 95,000.00	----- 2,936,557.59	----- -----	95,000.00 2,243,868.75 2,666.00
ACCOUNTS RECEIVABLE						95,000.00	-----	-----	95,000.00	-----
FUND EQUITIES:						-----	-----	-----	-----	-----
UNOBLIGATED BALANCE						-2,666.00	-----	-----	70,196.00	-72,862.00
ACCOUNTS PAYABLE						-156,830.34	-----	-----	-156,602.59	-227.75
UNDELIVERED ORDERS						-5,023,596.00	-----	-----	-2,755,151.00	-2,268,445.00
	SUBTOTAL	58		0105		-0-	190,000.00	2,936,557.59	-2,746,557.59	-0-
OFFICE OF INSPECTOR GENERAL, FEDERAL EMERGENCY MANAGEMENT AGENCY										
FUND RESOURCES:										
UNDISBURSED FUNDS	1994 1993 1992 1991 1990	58		0300		----- 8,499.43 296,310.57 478,143.73 549,162.69	4,350,000.00 1,000,000.00	----- 3,410,453.62 1,212,196.14 487,557.00 -77,371.32 6,950.00	----- -----	939,546.38 <sup>5</sup> -203,696.71 <sup>5</sup> -191,246.43 555,515.05 542,212.69
ACCOUNTS RECEIVABLE						-----	-----	-----	-1,667,486.00	1,667,486.00
UNFILLED CUSTOMER ORDERS						-----	-----	-----	-907,729.00	907,729.00
FUND EQUITIES:						-----	-----	-----	-----	-----
UNOBLIGATED BALANCE						53,753.66	-----	-----	1,032,873.64	-979,119.98
ACCOUNTS PAYABLE						-491,740.50	-----	-----	459,502.50	-951,243.00
UNDELIVERED ORDERS						-894,129.58	-----	-----	1,393,063.42	-2,287,183.00
	SUBTOTAL	58		0300		-0-	5,350,000.00	5,039,785.44	310,214.56	-0-
<b>PUBLIC ENTERPRISE FUNDS</b>										
DISASTER ASSISTANCE DIRECT LOAN										
LIQUIDATING ACCOUNT, FEDERAL EMERGENCY MANAGEMENT AGENCY										
FUND RESOURCES:										
UNDISBURSED FUNDS	NO YEAR	58		4232		264,587,964.01	-----	-139,194,985.99	<sup>16</sup> 81,294,280.97	45,614,279.71
ACCOUNTS RECEIVABLE						197,517.48	-----	-----	197,517.48	-----
UNFILLED CUSTOMER ORDERS						-----	-----	-----	-12,599.79	12,599.79
FUND EQUITIES:						-----	-----	-----	-----	-----
ACCOUNTS PAYABLE						-219,128,945.99	-----	-----	-219,128,945.99	-----
UNDELIVERED ORDERS						-45,656,535.50	-----	-----	-29,656.00	-45,626,879.50
	SUBTOTAL	58		4232		-0-	-----	-139,194,985.99	-1,515,582.66	-0-
NATIONAL INSURANCE DEVELOPMENT										
FUND, FEDERAL EMERGENCY MANAGEMENT AGENCY										
FUND RESOURCES:										
UNDISBURSED FUNDS	NO YEAR	58		4235		2,088,399.53	-----	303,027.09	-----	1,785,372.44
AUTHORITY TO BORROW FROM THE TREASURY						6,650,661.17	243,349,338.83	-3,000,000.00	242,510,805.73	4,489,194.27
ACCOUNTS RECEIVABLE						1,587,846.54	-----	-----	57,246.25	1,530,600.29
UNFILLED CUSTOMER ORDERS						57,025.25	-----	-----	-2,677.00	59,702.25

**APPROPRIATION, OUTLAYS, AND BALANCES - Continued**

Appropriation or Fund Account		Account Symbol			Balances beginning of fiscal year	Appropriations and other obligational authority <sup>1</sup>	Transfers borrowings and investments (net) <sup>2</sup>	Outlays (net)	Balances withdrawn and other transactions <sup>3</sup>	Balances end or fiscal year <sup>4</sup>
Title	Period of Availability	Dept Reg	Tr Fm	Account No.						
<b>FUND EQUITIES:</b>										
ACCOUNTS PAYABLE						-5,700,253.38	-----	-----	-2,730,730.34	-2,969,523.04
UNDELIVERED ORDERS						-4,683,679.11	-----	-----	211,667.10	-4,895,346.21
<b>SUBTOTAL</b>	58			4235		-0-	243,349,338.83	-3,000,000.00	303,027.09	240,046,311.74
<b>NATIONAL FLOOD INSURANCE FUND, FEDERAL EMERGENCY MANAGEMENT AGENCY</b>										
<b>FUND RESOURCES:</b>										
UNDISBURSED FUNDS	NO YEAR	58		4236		49,662,343.12	-----	-128,858,000.00	-----	5-173,727.62
INVESTMENTS IN PUBLIC DEBT SECURITIES						71,268,000.00	-----	128,858,000.00	-----	200,126,000.00
ACCOUNTS RECEIVABLE						-15,628,470.95	-----	-----	-30,156,010.08	14,527,539.13
UNFILLED CUSTOMER ORDERS						18,236,148.27	-----	-----	-492,530.35	18,728,678.62
<b>FUND EQUITIES:</b>										
UNOBLIGATED BALANCE						109,800,944.52	-----	-----	216,609,311.21	16-106,808,366.69
ACCOUNTS PAYABLE						-208,160,745.19	-----	-----	-107,551,031.51	-100,609,713.68
UNDELIVERED ORDERS						-25,179,219.77	-----	-----	612,189.99	-25,790,409.76
<b>SUBTOTAL</b>	58			4236		-0-	-----	-79,021,929.26	79,021,929.26	-0-
<b>TRUST FUND ACCOUNTS</b>										
<b>BEQUESTS AND GIFTS, DISASTER RELIEF, FUNDS APPROPRIATED TO THE PRESIDENT</b>										
<b>FUND RESOURCES:</b>										
UNDISBURSED FUNDS	NO YEAR	11		8244		24,779.39	64,967.67	-1,130,000.00	32,975.99	5-1,073,228.93
INVESTMENTS IN PUBLIC DEBT SECURITIES						1,270,000.00	-----	1,130,000.00	-----	2,400,000.00
ACCOUNTS RECEIVABLE						-----	-----	-----	-1,200,000.00	1,200,000.00
<b>FUND EQUITIES:</b>										
UNOBLIGATED BALANCE						-1,294,779.39	-----	-----	1,231,991.68	-2,526,771.07
<b>SUBTOTAL</b>	11			8244		-0-	64,967.67	-----	32,975.99	31,991.68
<b>GIFTS AND BEQUESTS - FIRE ADMINISTRATION, FEDERAL EMERGENCY MANAGEMENT AGENCY</b>										
<b>FUND RESOURCES:</b>										
UNDISBURSED FUNDS	NO YEAR	58		8200		812.40	-----	-----	470.00	342.40
<b>FUND EQUITIES:</b>										
UNOBLIGATED BALANCE						-469.90	-----	-----	-469.90	-----
ACCOUNTS PAYABLE						-----	-----	-----	342.40	-342.40
UNDELIVERED ORDERS						-342.50	-----	-----	-342.50	-----
<b>SUBTOTAL</b>	58			8200		-0-	-----	470.00	-470.00	-0-
<b>DEDUCTIONS FOR OFFSETTING RECEIPTS</b>										
OFFSETTING GOVERNMENTAL RECEIPTS						-----	-15,844,987.80	-----	-15,844,987.80	-----
<b>TOTAL, FEDERAL EMERGENCY MANAGEMENT AGENCY</b>						-----	5,749,383,318.70	-3,000,000.00	4,154,226,471.54	1,592,156,847.16
<b>FEDERAL FINANCIAL INSTITUTIONS EXAMINATION COUNCIL APPRAISAL SUBCOMMITTEE</b>										
<b>GENERAL FUND ACCOUNTS</b>										
<b>APPRAISAL SUBCOMMITTEE</b>										
<b>FUND RESOURCES:</b>										
UNDISBURSED FUNDS	NO YEAR	95		3450		1,214,625.32	-----	-----	1,161,317.18	53,308.14
FUNDS HELD OUTSIDE THE TREASURY						500.00	-----	-----	-----	500.00
ACCOUNTS RECEIVABLE						800.00	-----	-----	-6,699.98	7,499.98
<b>FUND EQUITIES:</b>										
UNOBLIGATED BALANCE						-351,630.65	-----	-----	-347,964.91	-3,665.74
ACCOUNTS PAYABLE						-153,683.42	-----	-----	-136,738.64	-16,944.78
UNDELIVERED ORDERS						-710,611.25	-----	-----	-669,913.65	-40,697.60
<b>SUBTOTAL</b>	95			3450		-0-	-----	1,161,317.18	-1,161,317.18	-0-
<b>SPECIAL FUND ACCOUNTS</b>										
<b>REGISTRY FEES, APPRAISAL SUBCOMMITTEE</b>										
<b>FUND RESOURCES:</b>										
UNDISBURSED FUNDS	NO YEAR	95		5026		-----	-----	-----	-389,971.06	389,971.06
ACCOUNTS RECEIVABLE						-----	-----	-----	-35,646.76	35,646.76
<b>FUND EQUITIES:</b>										
UNOBLIGATED BALANCE						-----	-----	-----	49,411.59	-49,411.59
ACCOUNTS PAYABLE						-----	-----	-----	56,136.23	-56,136.23
UNDELIVERED ORDERS						-----	-----	-----	320,070.00	-320,070.00
<b>SUBTOTAL</b>	95			5026		-0-	-----	-389,971.06	389,971.06	-0-
<b>TOTAL, FEDERAL FINANCIAL INSTITUTIONS EXAMINATION COUNCIL APPRAISAL SUBCOMMITTEE</b>						-----	-----	771,346.12	-771,346.12	-----

FOOTNOTES AT END OF CHAPTER

APPROPRIATION, OUTLAYS, AND BALANCES - Continued

Appropriation or Fund Account		Account Symbol		Balances beginning of fiscal year	Appropriations and other obligatory authority <sup>1</sup>	Transfers borrowings and investments (net) <sup>2</sup>	Outlays (net)	Balances withdrawn and other transactions <sup>3</sup>	Balances end or fiscal year <sup>4</sup>
Title	Period of Availability	Dept. Reg	Tr. Fm						
<b>FEDERAL HOUSING FINANCE BOARD</b>									
<b>PUBLIC ENTERPRISE FUNDS</b>									
FEDERAL HOME LOAN BANK BOARD									
REVOLVING FUND									
FUND RESOURCES:									
UNDISBURSED FUNDS	NO YEAR	82		4035	-----	-----	\$134.11	-----	-\$134.11
FUND EQUITIES:									
UNOBLIGATED BALANCE					-----	-----	-----	-\$134.11	\$134.11
SUBTOTAL		82		4035	-0-	-----	134.11	-134.11	-0-
FEDERAL HOUSING FINANCE BOARD									
FUND RESOURCES:									
UNDISBURSED FUNDS	NO YEAR	95		4039	\$4,060,216.17	-----	-1,918,990.81	-----	5,979,206.98
FUND EQUITIES:									
UNOBLIGATED BALANCE					-2,242,933.57	-----	-----	1,357,243.94	-3,600,177.51
ACCOUNTS PAYABLE					-1,222,739.00	-----	-----	145,436.00	-1,368,175.00
UNDELIVERED ORDERS					-594,543.60	-----	-----	416,310.87	-1,010,854.47
SUBTOTAL		95		4039	-0-	-----	-1,918,990.81	1,918,990.81	-0-
TOTAL, FEDERAL HOUSING FINANCE BOARD					-----	-----	-1,918,856.70	1,918,856.70	-----
<b>FEDERAL LABOR RELATIONS AUTHORITY</b>									
<b>GENERAL FUND ACCOUNTS</b>									
SALARIES AND EXPENSES, FEDERAL LABOR RELATIONS AUTHORITY									
FUND RESOURCES:									
UNDISBURSED FUNDS	1994	54		0100	-----	\$21,341,000.00	-\$4,250.00	19,648,936.19	1,687,813.81
	1993				2,379,345.91	-----	3,250.00	2,137,719.67	244,876.24
	1992				217,229.21	-----	-----	21,376.51	195,852.70
	1991				221,068.76	-----	-----	18,524.59	202,544.17
	1990				184,057.50	-----	-----	98.00	183,959.50
	1989				63,776.74	-----	-----	1,237.29	-----
FUNDS HELD OUTSIDE THE TREASURY					-----	-----	4,250.00	-----	4,250.00
ACCOUNTS RECEIVABLE	1993				3,250.00	-----	-3,250.00	-----	-----
FUND EQUITIES:									
UNOBLIGATED BALANCE					-306,728.28	-----	-----	237,844.43	-544,572.71
ACCOUNTS PAYABLE					-1,451,491.47	-----	-----	-698,318.73	-753,172.74
UNDELIVERED ORDERS					-1,383,065.29	-----	-----	-59,220.83	-1,323,844.46
SUBTOTAL		54		0100	-0-	21,341,000.00	-----	21,827,892.25	-486,892.25
TOTAL, FEDERAL LABOR RELATIONS AUTHORITY					-----	21,341,000.00	-----	21,827,892.25	-486,892.25
<b>FEDERAL MARITIME COMMISSION</b>									
<b>GENERAL FUND ACCOUNTS</b>									
SALARIES AND EXPENSES, FEDERAL MARITIME COMMISSION									
FUND RESOURCES:									
UNDISBURSED FUNDS	1994	65		0100	-----	18,900,000.00	-----	16,730,989.53	2,169,010.47
	1993				1,601,011.95	-----	-----	1,485,478.52	115,533.43
	1992				7,331.26	-----	-----	2,399.96	4,931.30
	1991				146,093.52	-----	-----	-----	146,093.52
	1990				19,969.28	-----	-----	-64,891.82	84,861.10
	1989				267,260.38	-----	-----	112,233.93	-----
FUND EQUITIES:									
ACCOUNTS PAYABLE					-218,916.43	-----	-----	46,742.11	-265,658.54
UNDELIVERED ORDERS					-1,822,749.96	-----	-----	432,021.32	-2,254,771.28
SUBTOTAL		65		0100	-0-	18,900,000.00	-----	18,266,210.12	-0-

**APPROPRIATION, OUTLAYS, AND BALANCES - Continued**

Appropriation or Fund Account		Account Symbol			Balances beginning of fiscal year	Appropriations and other obligational authority <sup>1</sup>	Transfers borrowings and investments (net) <sup>2</sup>	Outlays (net)	Balances withdrawn and other transactions <sup>3</sup>	Balances end or fiscal year <sup>4</sup>
Title	Period of Availability	Dept. Reg	Tr. Fm	Account No.						
<b>SPECIAL FUND ACCOUNTS</b>										
AUTOMATED TARIFF FILING AND INFORMATION SYSTEM FUND, FEDERAL MARITIME COMMISSION										
FUND RESOURCES:										
UNDISBURSED FUNDS	NO YEAR	65		5184	6,599.83	207,483.64	-----	-----	-----	214,083.47
FUND EQUITIES:										
UNOBLIGATED BALANCE					-6,599.83	-----	-----	-----	207,483.64	-214,083.47
	SUBTOTAL	65		5184	-----	207,483.64	-----	-----	207,483.64	-----
<b>DEDUCTIONS FOR OFFSETTING RECEIPTS</b>										
PROPRIETARY RECEIPTS FROM THE PUBLIC					-----	-207,483.64	-----	-207,483.64	-----	-----
TOTAL, FEDERAL MARITIME COMMISSION					-----	18,900,000.00	-----	18,058,726.48	841,273.52	-----
<b>FEDERAL MEDIATION AND CONCILIATION SERVICE</b>										
<b>GENERAL FUND ACCOUNTS</b>										
SALARIES AND EXPENSES, FEDERAL MEDIATION AND CONCILIATION SERVICE										
FUND RESOURCES:										
UNDISBURSED FUNDS	1994	93		0100	-----	30,241,000.00	-----	27,964,942.43	-----	2,276,057.57
	1993				2,376,406.60	-----	-----	1,837,329.53	-----	539,077.07
	1992				458,138.73	-----	-----	16,132.98	-----	442,005.75
	1991				198,008.79	-----	-----	37,462.97	-----	160,545.82
	1990				421,245.80	-----	-----	19,801.84	-----	401,443.96
	1989				218,172.11	-----	-----	19,040.00	199,132.11	-----
FUNDS HELD OUTSIDE THE TREASURY	NO YEAR				-102.03	-----	-----	102.03	-----	-----
ACCOUNTS RECEIVABLE					1,000.00	-----	-----	-----	-----	-----
FUND EQUITIES:					230,396.68	-----	-----	-----	101,251.45	1,000.00
UNOBLIGATED BALANCE					-739,961.56	-----	-----	-----	-----	-----
ACCOUNTS PAYABLE					-1,621,174.15	-----	-----	-----	-168,543.22	17-571,418.34
UNDELIVERED ORDERS					-1,542,130.97	-----	-----	-----	-378,297.72	-1,242,876.43
	SUBTOTAL	93		0100	-----	30,241,000.00	-----	29,894,811.78	592,645.60	-2,134,776.57
TOTAL, FEDERAL MEDIATION AND CONCILIATION SERVICE					-----	30,241,000.00	-----	29,894,811.78	346,188.22	-----
<b>FEDERAL MINE SAFETY AND HEALTH REVIEW COMMISSION</b>										
<b>GENERAL FUND ACCOUNTS</b>										
SALARIES AND EXPENSES, FEDERAL MINE SAFETY AND HEALTH REVIEW COMMISSION										
FUND RESOURCES:										
UNDISBURSED FUNDS	1994	95		2800	-----	5,842,000.00	-400.00	5,083,937.75	-----	747,662.25
	1993				733,432.18	-----	400.00	424,288.38	-----	309,543.80
	1992				376,165.53	-----	-----	31,180.98	-----	344,984.55
	1991				70,711.71	-----	-----	-----	-----	70,711.71
	1990				213,499.15	-----	-----	-----	-----	213,499.15
	1989				189,597.73	-----	-----	-----	189,597.73	-----
FUNDS HELD OUTSIDE THE TREASURY	NO YEAR				-----	-----	400.00	-----	-----	-----
ACCOUNTS RECEIVABLE	1993				400.00	-----	-400.00	-----	-----	400.00
FUND EQUITIES:					15,660.64	-----	-----	-----	1,865.64	13,795.00
UNOBLIGATED BALANCE					-879,065.20	-----	-----	-----	-----	-----
ACCOUNTS PAYABLE					-337,722.25	-----	-----	-----	160,958.12	-1,040,023.32
UNDELIVERED ORDERS					-382,679.49	-----	-----	-----	25,411.04	-363,133.29
	SUBTOTAL	95		2800	-----	5,842,000.00	-----	5,549,407.11	-85,239.64	-297,439.85
TOTAL, FEDERAL MINE SAFETY AND HEALTH REVIEW COMMISSION					-----	5,842,000.00	-----	5,549,407.11	292,592.89	-----

FOOTNOTES AT END OF CHAPTER

APPROPRIATION, OUTLAYS, AND BALANCES - Continued

Appropriation or Fund Account Title	Period of Availability	Account Symbol				Balances beginning of fiscal year	Appropriations and other obligational authority <sup>1</sup>	Transfers borrowings and investments (net) <sup>2</sup>	Outlays (net)	Balances withdrawn and other transactions <sup>3</sup>	Balances end or fiscal year <sup>4</sup>
		Dept Reg	Tr Fm	Account No	Sub No						
<b>FEDERAL TRADE COMMISSION</b>											
<b>GENERAL FUND ACCOUNTS</b>											
SALARIES AND EXPENSES, FEDERAL TRADE COMMISSION FUND RESOURCES UNDISBURSED FUNDS	1994	29		0100	-----	\$67,920,000.00	-\$7,510.00	\$59,188,672.67	-----	\$8,723,817.33	
	1993				\$5,248,469.82	-----	6,710.00	5,079,686.49	-----	175,493.33	
	1992				570,551.74	-----	-----	467,706.90	-----	102,844.84	
	1991				88,931.05	-----	-----	1,653.08	-----	87,277.97	
	1990				140,030.28	-----	-----	-33,865.27	-----	173,895.55	
	1989				450,304.44	-----	-----	178,500.46	\$271,803.98	-----	
	NO YEAR				3,847,500.00	-----	-----	3,847,500.00	-----	-----	
FUNDS HELD OUTSIDE THE TREASURY					-----	-----	7,510.00	-----	-----	7,510.00	
	1993				6,710.00	-----	-6,710.00	-----	-----	-----	
ACCOUNTS RECEIVABLE					402,600.48	-----	-----	-----	-539,116.27	941,716.75	
UNFILLED CUSTOMER ORDERS					83,540.18	-----	-----	-----	43,232.39	40,307.79	
FUND EQUITIES:					-----	-----	-----	-----	-----	-----	
UNOBLIGATED BALANCE					-4,597,097.21	-----	-----	-----	-3,198,066.87	-1,399,030.34	
ACCOUNTS PAYABLE					-2,847,412.33	-----	-----	-----	1,677,764.56	-4,525,176.89	
UNDELIVERED ORDERS					-3,394,128.45	-----	-----	-----	934,527.88	-4,328,656.33	
					-0-	-----	-----	-----	-809,854.33	-0-	
SUBTOTAL	29			0100	-----	67,920,000.00	-----	68,729,854.33	-----	-----	
TOTAL, FEDERAL TRADE COMMISSION					-----	67,920,000.00	-----	68,729,854.33	-809,854.33	-----	
<b>FRANKLIN DELANO ROOSEVELT MEMORIAL COMMISSION</b>											
<b>GENERAL FUND ACCOUNTS</b>											
SALARIES AND EXPENSES, FRANKLIN DELANO ROOSEVELT MEMORIAL COMMISSION FUND RESOURCES: UNDISBURSED FUNDS	1994-95	76		0700	-----	49,000.00	-----	42,058.31	-----	6,941.69	
	1993-94				420,342.67	-----	-----	180,883.91	-----	239,458.76	
	1990-91				66.62	-----	-----	-----	-----	66.62	
FUND EQUITIES:					-----	-----	-----	-----	-----	-----	
UNOBLIGATED BALANCE					-266,043.24	-----	-----	-----	-79,836.86	-186,206.38	
ACCOUNTS PAYABLE					-9,036.36	-----	-----	-----	20,533.24	-29,569.60	
UNDELIVERED ORDERS					-145,329.69	-----	-----	-----	-114,638.60	-30,691.09	
					-0-	-----	-----	-----	-173,942.22	-0-	
SUBTOTAL	76			0700	-----	49,000.00	-----	222,942.22	-----	-----	
TOTAL, FRANKLIN DELANO ROOSEVELT MEMORIAL COMMISSION					-----	49,000.00	-----	222,942.22	-173,942.22	-----	
<b>HARRY S TRUMAN SCHOLARSHIP FOUNDATION</b>											
<b>TRUST FUND ACCOUNTS</b>											
HARRY S TRUMAN MEMORIAL SCHOLARSHIP TRUST FUND, HARRY S TRUMAN SCHOLARSHIP FOUNDATION FUND RESOURCES: UNDISBURSED FUNDS	NO YEAR	95		8296	1,072,169.77	3,212,308.19	-1,657,882.48	2,323,477.50	-----	303,117.98	
UNREALIZED DISCOUNT ON INVESTMENTS					-423,376.60	-----	397,882.48	-----	-----	-25,494.12	
INVESTMENTS IN PUBLIC DEBT SECURITIES					51,960,000.20	-----	1,260,000.00	-----	-----	53,220,000.20	
FUND EQUITIES:					-----	-----	-----	-----	-----	-----	
UNOBLIGATED BALANCE					-52,439,677.06	-----	-----	-----	992,071.00	-53,431,748.06	
UNDELIVERED ORDERS					-169,116.31	-----	-----	-----	-103,240.31	-65,876.00	
					-0-	-----	-----	-----	888,830.69	-0-	
SUBTOTAL	95			8296	-----	3,212,308.19	-----	2,323,477.50	-----	-----	
TOTAL, HARRY S TRUMAN SCHOLARSHIP FOUNDATION					-----	3,212,308.19	-----	2,323,477.50	888,830.69	-----	

**APPROPRIATION, OUTLAYS, AND BALANCES - Continued**

Appropriation or Fund Account		Account Symbol		Balances beginning of fiscal year	Appropriations and other obligational authority <sup>1</sup>	Transfers borrowings and investments (net) <sup>2</sup>	Outlays (net)	Balances withdrawn and other transactions <sup>3</sup>	Balances end or fiscal year <sup>4</sup>
Title	Period of Availability	Dept. Reg	Tr. Fm						
<b>INSTITUTE OF AMERICAN INDIAN AND ALASKA NATIVE CULTURE AND ARTS DEVELOPMENT</b>									
<b>GENERAL FUND ACCOUNTS</b>									
PAYMENT TO THE INSTITUTE, INSTITUTE OF AMERICAN INDIAN AND ALASKA NATIVE CULTURE AND ARTS DEVELOPMENT									
FUND RESOURCES:									
UNDISBURSED FUNDS	1994	95		2900	---	---	12,213,000.00	---	350,000.00
	1993				1,850,000.00	---	---	---	1,850,000.00
FUND EQUITIES:									
UNOBLIGATED BALANCE					-1,850,000.00	---	---	---	-1,850,000.00
ACCOUNTS PAYABLE					---	---	---	350,000.00	-350,000.00
					---	---	---	---	---
<b>SUBTOTAL</b>		<b>95</b>		<b>2900</b>	<b>-0-</b>	<b>12,563,000.00</b>	<b>12,213,000.00</b>	<b>350,000.00</b>	<b>-0-</b>
TOTAL, INSTITUTE OF AMERICAN INDIAN AND ALASKA NATIVE CULTURE AND ARTS DEVELOPMENT					---	12,563,000.00	12,213,000.00	350,000.00	---
<b>INTELLIGENCE COMMUNITY STAFF</b>									
<b>GENERAL FUND ACCOUNTS</b>									
INTELLIGENCE COMMUNITY STAFF, INTELLIGENCE COMMUNITY OVERSIGHT									
FUND RESOURCES:									
UNDISBURSED FUNDS	1992	95		0400	4,854,655.51	---	---	---	4,854,655.51
	1991				2,561,236.83	---	---	---	2,561,236.83
	1990				913,795.78	---	---	---	913,795.78
	1989				951,958.90	---	---	951,958.90	---
FUND EQUITIES:									
UNOBLIGATED BALANCE					-4,491,235.31	---	---	-430,383.01	-4,060,852.30
ACCOUNTS PAYABLE					-108,908.44	---	---	983,699.53	-1,092,607.97
UNDELIVERED ORDERS					-4,681,503.27	---	---	-1,505,275.42	-3,176,227.85
					-0-	---	---	---	-0-
<b>SUBTOTAL</b>		<b>95</b>		<b>0400</b>	<b>-0-</b>				
TOTAL, INTELLIGENCE COMMUNITY STAFF					---	---	---	---	---
<b>INTERAGENCY COUNCIL ON THE HOMELESS</b>									
<b>GENERAL FUND ACCOUNTS</b>									
INTERAGENCY COUNCIL ON THE HOMELESS									
FUND RESOURCES:									
UNDISBURSED FUNDS	1993-94	48		1300	56,845.35	---	36,693.21	---	20,152.14
	1992-93				1,297.11	---	-4,404.10	---	5,701.21
	NO YEAR				146,872.74	---	88,507.36	---	58,365.38
ACCOUNTS RECEIVABLE					97,008.00	---	---	96,090.25	917.75
FUND EQUITIES:									
UNOBLIGATED BALANCE					-57,537.93	---	---	-3,810.33	-53,727.60
ACCOUNTS PAYABLE					-172,770.88	---	---	-152,292.74	-20,478.14
UNDELIVERED ORDERS					-71,714.39	---	---	-60,783.65	-10,930.74
					-0-	---	---	-120,796.47	-0-
<b>SUBTOTAL</b>		<b>48</b>		<b>1300</b>	<b>-0-</b>		<b>120,796.47</b>	<b>-120,796.47</b>	
TOTAL, INTERAGENCY COUNCIL ON THE HOMELESS					---	---	120,796.47	-120,796.47	---

FOOTNOTES AT END OF CHAPTER

**APPROPRIATION, OUTLAYS, AND BALANCES - Continued**

Appropriation or Fund Account Title	Period of Availability	Account Symbol			Balances beginning of fiscal year	Appropriations and other obligatory authority <sup>1</sup>	Transfers borrowings and investments (net) <sup>2</sup>	Outlays (net)	Balances withdrawn and other transactions <sup>3</sup>	Balances end or fiscal year <sup>4</sup>
		Dept Reg	Tr Fm	Account No						
<b>INTERNATIONAL CULTURAL AND TRADE CENTER COMMISSION</b>										
<b>GENERAL FUND ACCOUNTS</b>										
SALARIES AND EXPENSES, INTERNATIONAL CULTURAL AND TRADE CENTER COMMISSION FUND RESOURCES UNDISBURSED FUNDS	1992	48		1800	\$3,320.66	-----	-----	-----	-----	\$3,320.66
	1991				1,278.80	-----	-----	-----	-----	1,278.80
	1990				3,950.51	-----	-----	-----	-----	3,950.51
	1989				2,049.86	-----	-----	-----	\$2,049.86	-----
	NO YEAR				6,498.82	-----	-----	-----	-----	6,498.82
FUND EQUITIES UNOBLIGATED BALANCE UNDELIVERED ORDERS					-16,323.37	-----	-----	-----	-1,274.58	-15,048.79
					-775.28	-----	-----	-----	-775.28	-----
					0-	-----	-----	-----	-----	0-
<b>SUBTOTAL</b>		48		1800	-----	-----	-----	-----	-----	-----
<b>TOTAL, INTERNATIONAL CULTURAL AND TRADE CENTER COMMISSION</b>					-----	-----	-----	-----	-----	-----
<b>INTERNATIONAL TRADE COMMISSION</b>										
<b>GENERAL FUND ACCOUNTS</b>										
SALARIES AND EXPENSES, INTERNATIONAL TRADE COMMISSION FUND RESOURCES UNDISBURSED FUNDS	1994	34		0100	-----	-----	-----	\$76.18	-----	5-76.18
	1993				-151,996.62	-----	-----	-151,996.62	-----	-----
	1992				777,813.30	-----	-----	19,692.94	-----	758,120.36
	1991				2,284,374.24	-----	-----	9,758.04	-----	2,274,616.20
	1990				1,289,650.51	-----	-----	369.36	-----	1,289,281.15
	1989				590,301.51	-----	-----	-75.30	590,376.81	-----
	NO YEAR				4,940,421.42	\$43,500,000.00	-----	43,356,437.04	-----	5,083,984.38
FUNDS HELD OUTSIDE THE TREASURY ACCOUNTS RECEIVABLE					7,500.00	-----	-----	-----	-----	7,500.00
					173,336.62	-----	-----	-----	157,040.44	16,296.18
FUND EQUITIES UNOBLIGATED BALANCE ACCOUNTS PAYABLE UNDELIVERED ORDERS					-6,051,990.95	-----	-----	-----	288,072.82	-6,340,063.77
					-2,262,880.97	-----	-----	-----	-596,827.13	-1,666,053.84
					-1,596,529.06	-----	-----	-----	-172,924.58	-1,423,604.48
					0-	-----	-----	-----	-----	0-
<b>SUBTOTAL</b>		34		0100	-----	43,500,000.00	-----	43,234,261.64	265,738.36	-----
<b>TOTAL, INTERNATIONAL TRADE COMMISSION</b>					-----	43,500,000.00	-----	43,234,261.64	265,738.36	-----
<b>INTERSTATE COMMERCE COMMISSION</b>										
<b>GENERAL FUND ACCOUNTS</b>										
SALARIES AND EXPENSES, INTERSTATE COMMERCE COMMISSION FUND RESOURCES UNDISBURSED FUNDS	1994	30		0100	-----	44,960,000.00	-\$2,125.00	38,421,061.67	-----	6,536,793.33
	1993				5,701,915.25	-----	2,275.00	3,995,111.06	-----	1,709,079.19
	1992				297,906.43	-----	-----	158,707.47	-----	139,198.96
	1991				305,762.62	-----	-----	13,956.52	-----	291,806.10
	1990				203,695.30	-----	-----	288.62	-----	203,406.68
	1989				256,887.56	-----	-----	103.34	256,784.22	-----
FUNDS HELD OUTSIDE THE TREASURY					-----	-----	2,125.00	-----	-----	2,125.00
	1993				2,275.00	-----	-2,275.00	-----	-----	-----
ACCOUNTS RECEIVABLE UNFULFILLED CUSTOMER ORDERS					55,711.14	-----	-----	-----	24,628.55	31,082.59
					181,084.00	-----	-----	-----	-8,629.00	189,713.00
FUND EQUITIES UNOBLIGATED BALANCE ACCOUNTS PAYABLE UNDELIVERED ORDERS					-845,280.59	-----	-----	-----	-248,385.16	-596,895.43
					-2,419,821.09	-----	-----	-----	744,882.07	-3,164,703.16
					-3,740,135.62	-----	-----	-----	1,601,470.64	-5,341,606.26
					0-	-----	-----	-----	2,370,751.32	0-
<b>SUBTOTAL</b>		30		0100	-----	44,960,000.00	-----	42,589,248.68	2,370,751.32	-----
<b>TOTAL, INTERSTATE COMMERCE COMMISSION</b>					-----	44,960,000.00	-----	42,589,248.68	2,370,751.32	-----

**APPROPRIATION, OUTLAYS, AND BALANCES - Continued**

Appropriation or Fund Account Title	Period of Availability	Account Symbol			Balances beginning of fiscal year	Appropriations and other obligatory authority <sup>1</sup>	Transfers borrowings and investments (net) <sup>2</sup>	Outlays (net)	Balances withdrawn and other transactions <sup>3</sup>	Balances end or fiscal year <sup>4</sup>
		Dept. Reg	Tr Fm	Account No.						
<b>INTERSTATE COMMISSION ON THE POTOMAC RIVER BASIN</b>										
<b>GENERAL FUND ACCOUNTS</b>										
CONTRIBUTION TO INTERSTATE COMMISSION ON THE POTOMAC RIVER BASIN, INTERSTATE COMMISSION ON THE POTOMAC RIVER BASIN FUND RESOURCES:										
UNDISBURSED FUNDS	1994	46	0446		-----	498,000.00	-----	498,000.00	-----	-----
TOTAL, INTERSTATE COMMISSION ON THE POTOMAC RIVER BASIN					-----	498,000.00	-----	498,000.00	-----	-----
<b>JAMES MADISON MEMORIAL FELLOWSHIP FOUNDATION</b>										
<b>TRUST FUND ACCOUNTS</b>										
JAMES MADISON MEMORIAL FELLOWSHIP FOUNDATION TRUST FUND FUND RESOURCES:										
UNDISBURSED FUNDS	NO YEAR	95	8282		50,372.85	3,702,554.67	-2,094,264.56	1,464,444.37	-----	194,218.59
TRANSFER TO:										
EXECUTIVE OFFICE OF THE PRESIDENT	NO YEAR	11	95	8282	17	38,285.40	-----	-----	-----	38,285.40
UNREALIZED DISCOUNT ON INVESTMENTS						-3,328.91	-----	-----	-----	-48,064.35
INVESTMENTS IN PUBLIC DEBT SECURITIES						33,219,000.00	-----	-----	-----	35,358,000.00
ACCOUNTS RECEIVABLE						2,758.98	-----	-----	-----	1,200.00
FUND EQUITIES:									1,558.98	
UNOBLIGATED BALANCE						-33,195,652.03	-----	-----	2,133,848.14	<sup>1B</sup> -35,329,500.17
ACCOUNTS PAYABLE						-109,248.13	-----	-----	96,312.76	-205,560.89
UNDELIVERED ORDERS						-2,188.16	-----	-----	6,390.42	-8,578.58
SUBTOTAL	95	8282			-0-	3,702,554.67	-----	1,464,444.37	2,238,110.30	-0-
TOTAL, JAMES MADISON MEMORIAL FELLOWSHIP FOUNDATION					-----	3,702,554.67	-----	1,464,444.37	2,238,110.30	-----
<b>JAPAN-UNITED STATES FRIENDSHIP COMMISSION</b>										
<b>TRUST FUND ACCOUNTS</b>										
JAPAN-UNITED STATES FRIENDSHIP TRUST FUND, JAPAN-UNITED STATES FRIENDSHIP COMMISSION TRUST FUND FUND RESOURCES:										
UNDISBURSED FUNDS	NO YEAR	95	8025		-8,782.90	1,385,741.82	365,238.81	1,584,621.10	-----	157,576.63
UNREALIZED DISCOUNT ON INVESTMENTS					-8,476.37	-----	-81,238.81	-----	-----	-89,715.18
INVESTMENTS IN PUBLIC DEBT SECURITIES					16,866,000.00	-----	-284,000.00	-----	-----	16,582,000.00
ACCOUNTS RECEIVABLE					187,344.81	-----	-----	-----	186,560.01	784.80
FUND EQUITIES:										
UNOBLIGATED BALANCE					-16,729,925.68	-----	-----	-----	-326,085.83	<sup>1B</sup> -16,403,839.85
ACCOUNTS PAYABLE					-37,345.56	-----	-----	-----	21,573.57	-58,919.13
UNDELIVERED ORDERS					-268,814.30	-----	-----	-----	-80,927.03	-187,887.27
SUBTOTAL	95	8025			-0-	1,385,741.82	-----	1,584,621.10	-198,879.28	-0-
TOTAL, JAPAN-UNITED STATES FRIENDSHIP COMMISSION					-----	1,385,741.82	-----	1,584,621.10	-198,879.28	-----

FOOTNOTES AT END OF CHAPTER



APPROPRIATION, OUTLAYS, AND BALANCES - Continued

Appropriation or Fund Account		Account Symbol			Balances beginning of fiscal year	Appropriations and other obligational authority <sup>1</sup>	Transfers borrowings and investments (net) <sup>2</sup>	Outlays (net)	Balances withdrawn and other transactions <sup>3</sup>	Balances end or fiscal year <sup>4</sup>
Title	Period of Availability	Dept Reg	Tr Fm	Account No.						
<b>JOINT FEDERAL-STATE COMMISSION ON POLICIES AND PROGRAMS AFFECTING ALASKA NATIVES</b>										
<b>GENERAL FUND ACCOUNTS</b>										
SALARIES AND EXPENSES, JOINT FEDERAL-STATE COMMISSION ON POLICIES AND PROGRAMS AFFECTING ALASKA NATIVES										
FUND RESOURCES:										
UNDISBURSED FUNDS	NO YEAR	48		1950		\$38,200.94	-----	\$38,140.20	-----	\$60.74
ACCOUNTS RECEIVABLE						-----	-----	-----	-----	11,000.00
FUND EQUITIES:										
UNOBLIGATED BALANCE						-19,416.21	-----	-----	-----	-8,355.47
ACCOUNTS PAYABLE						-18,784.73	-----	-----	-----	-11,060.74
UNDELIVERED ORDERS						-----	-----	-----	-----	-----
SUBTOTAL	48			1950		-0-	-----	38,140.20	-----	-38,140.20
<b>TRUST FUND ACCOUNTS</b>										
GIFTS AND DONATIONS, JOINT FEDERAL-STATE COMMISSION ON POLICIES AND PROGRAMS AFFECTING ALASKA NATIVES										
FUND RESOURCES:										
UNDISBURSED FUNDS	NO YEAR	48		8321		466,225.73	-----	462,788.17	-----	3,437.56
ACCOUNTS RECEIVABLE						2,000.00	-----	-----	-----	792.65
FUND EQUITIES:										
UNOBLIGATED BALANCE						-426,176.69	-----	-----	-----	-424,728.78
ACCOUNTS PAYABLE						-13,605.72	-----	-----	-----	-10,408.72
UNDELIVERED ORDERS						-28,443.32	-----	-----	-----	-28,443.32
SUBTOTAL	48			8321		-0-	-----	462,788.17	-----	-462,788.17
TOTAL, JOINT FEDERAL-STATE COMMISSION ON POLICIES AND PROGRAMS AFFECTING ALASKA NATIVES						-----	-----	500,928.37	-----	-500,928.37
<b>LEGAL SERVICES CORPORATION</b>										
<b>GENERAL FUND ACCOUNTS</b>										
PAYMENT TO THE LEGAL SERVICES CORPORATION, TREASURY										
FUND RESOURCES:										
UNDISBURSED FUNDS	1993-95	20		0501		300,000.00	-----	300,000.00	-----	-----
	1994					-----	\$400,000.00	344,293,792.94	-----	55,706,207.08
	1993					30,003,328.94	-----	30,003,328.94	-----	-----
	NO YEAR					69,142.00	-----	342,966.64	-----	376,175.96
FUND EQUITIES:										
UNOBLIGATED BALANCE						-30,372,470.94	-----	-----	-----	-30,372,470.94
ACCOUNTS PAYABLE						-----	-----	56,082,382.42	-----	56,082,382.42
SUBTOTAL	20			0501		-0-	-----	400,650,000.00	-----	25,709,911.48
TOTAL, LEGAL SERVICES CORPORATION						-----	-----	374,940,088.52	-----	25,709,911.48
<b>MARINE MAMMAL COMMISSION</b>										
<b>GENERAL FUND ACCOUNTS</b>										
SALARIES AND EXPENSES, MARINE MAMMAL COMMISSION										
FUND RESOURCES:										
UNDISBURSED FUNDS	1994	95		2200		-----	1,290,000.00	-----	-----	189,849.05
	1993					205,606.02	-----	163,440.46	-----	42,165.56
	1992					60,756.99	-----	47,183.94	-----	13,573.05
	1991					16,343.12	-----	1,464.53	-----	14,878.59
	1990					31,473.82	-----	-----	-----	31,473.82
	1989					12,266.50	-----	8,448.00	-----	3,818.50
ACCOUNTS RECEIVABLE						300.00	-----	-----	-----	300.00

**APPROPRIATION, OUTLAYS, AND BALANCES - Continued**

Appropriation or Fund Account		Account Symbol			Balances beginning of fiscal year	Appropriations and other obligational authority <sup>1</sup>	Transfers borrowings and investments (net) <sup>2</sup>	Outlays (net)	Balances withdrawn and other transactions <sup>3</sup>	Balances end or fiscal year <sup>4</sup>
Title	Period of Availability	Dept. Reg	Fm. Tr	Account No.						
<b>FUND EQUITIES:</b>										
UNOBLIGATED BALANCE						-46,405.10	-----	-----	4,404.33	-50,809.43
ACCOUNTS PAYABLE						-81,383.27	-----	-----	14,067.76	-95,451.03
UNDELIVERED ORDERS						-198,958.08	-----	-----	-52,978.47	-145,979.61
<b>SUBTOTAL</b>	95			2200		-0-	1,290,000.00	1,320,687.88	-30,687.88	-0-
<b>TOTAL, MARINE MAMMAL COMMISSION</b>										
						-----	1,290,000.00	1,320,687.88	-30,687.88	-----
<b>MARTIN LUTHER KING, JR. FEDERAL HOLIDAY COMMISSION</b>										
<b>GENERAL FUND ACCOUNTS</b>										
<b>SALARIES AND EXPENSES, MARTIN LUTHER KING, JR. FEDERAL HOLIDAY COMMISSION</b>										
<b>FUND RESOURCES:</b>										
UNDISBURSED FUNDS	1994	76		0600		-----	500,000.00	-----	-----	193,080.04
	1993					32,728.97	-----	43,302.38	-----	5-10,573.41
	1992					-275.82	-----	-790.33	-----	514.51
	1991					45.83	-----	-----	-----	45.83
	NO YEAR					-600.00	-----	-----	-----	5-600.00
ACCOUNTS RECEIVABLE						9,504.58	-----	-----	-10,337.83	19,842.41
<b>FUND EQUITIES:</b>										
UNOBLIGATED BALANCE						-1,475.99	-----	-----	-246.23	-1,229.76
ACCOUNTS PAYABLE						-17,953.90	-----	-----	19,405.41	-37,359.31
UNDELIVERED ORDERS						-21,973.67	-----	-----	141,747.44	-163,721.11
<b>SUBTOTAL</b>	76			0600		-0-	500,000.00	349,431.21	150,568.79	-0-
<b>TOTAL, MARTIN LUTHER KING, JR. FEDERAL HOLIDAY COMMISSION</b>										
						-----	500,000.00	349,431.21	150,568.79	-----
<b>MERIT SYSTEMS PROTECTION BOARD</b>										
<b>GENERAL FUND ACCOUNTS</b>										
<b>SALARIES AND EXPENSES, MERIT SYSTEMS PROTECTION BOARD</b>										
<b>FUND RESOURCES:</b>										
UNDISBURSED FUNDS	1994	41		0100		-----	24,674,000.00	-\$4,199.50	25,134,545.27	5-464,744.77
	1993					-264,136.23	-----	4,200.00	-395,858.17	135,921.94
	1992					232,105.33	-----	-----	54,542.86	177,562.47
	1991					677,847.07	-----	-----	41,351.44	636,495.63
	1990					251,416.13	-----	-----	4,990.58	246,425.55
	1989					350,062.23	-----	-3,204.48	353,266.71	-----
FUNDS HELD OUTSIDE THE TREASURY						-----	4,199.50	-----	-----	4,199.50
ACCOUNTS RECEIVABLE	1993					4,200.00	-----	-4,200.00	-----	-----
ACCOUNTS RECEIVABLE						1,996,932.59	-----	-----	-96,708.01	2,093,640.60
<b>FUND EQUITIES:</b>										
UNOBLIGATED BALANCE						-598,232.97	-----	-----	73,071.44	-671,304.41
ACCOUNTS PAYABLE						-867,472.73	-----	-----	64,747.11	-932,219.84
UNDELIVERED ORDERS						-1,782,721.42	-----	-----	-556,744.75	-1,225,976.67
<b>SUBTOTAL</b>	41			0100		-0-	24,674,000.00	24,836,367.50	-162,367.50	-0-
<b>TOTAL, MERIT SYSTEMS PROTECTION BOARD</b>										
						-----	24,674,000.00	24,836,367.50	-162,367.50	-----

FOOTNOTES AT END OF CHAPTER

**APPROPRIATION, OUTLAYS, AND BALANCES - Continued**

Appropriation or Fund Account Title	Period of Availability	Account Symbol			Balances beginning of fiscal year	Appropriations and other obligational authority <sup>1</sup>	Transfers borrowings and investments (net) <sup>2</sup>	Outlays (net)	Balances withdrawn and other transactions <sup>3</sup>	Balances end or fiscal year <sup>4</sup>
		Dept. Reg	Tr. Fm	Account No						
<b>MORRIS K. UDALL SCHOLARSHIP AND EXCELLENCE IN NATIONAL ENVIRONMENT POLICY FOUNDATION</b>										
<b>TRUST FUND ACCOUNTS</b>										
MORRIS K. UDALL SCHOLARSHIP AND EXCELLENCE IN NATIONAL ENVIRONMENT POLICY TRUST FUND FUND RESOURCES:										
UNDISBURSED FUNDS	NO YEAR	95	8615		\$9,894,500.00	-----	-----	-----		\$9,894,500.00
FUND EQUITIES:										
UNOBLIGATED BALANCE					-9,894,500.00	-----	-----	-----		-9,894,500.00
SUBTOTAL		95	8615		-0-					-0-
TOTAL, MORRIS K. UDALL SCHOLARSHIP AND EXCELLENCE IN NATIONAL ENVIRONMENT					-----	-----	-----	-----		-----
<b>NATIONAL ADVISORY COUNCIL ON THE PUBLIC SERVICE</b>										
<b>GENERAL FUND ACCOUNTS</b>										
NATIONAL ADVISORY COUNCIL ON THE PUBLIC SERVICE FUND RESOURCES:										
UNDISBURSED FUNDS	1993	95	2350		143,391.16	-----	\$45,460.25	-----		97,930.91
ACCOUNTS RECEIVABLE	1992				20,957.80	-----	325.94	-----		20,631.86
FUND EQUITIES:										
UNOBLIGATED BALANCE					-92,025.20	-----	-----	-----	-26,074.92	-66,950.28
ACCOUNTS PAYABLE					-70,709.00	-----	-----	-----	-19,500.51	-51,208.49
UNDELIVERED ORDERS					-1,970.15	-----	-----	-----	-566.15	-1,404.00
SUBTOTAL		95	2350		-0-		45,786.19		-45,786.19	-0-
<b>TRUST FUND ACCOUNTS</b>										
GIFTS AND DONATIONS, NATIONAL ADVISORY COUNCIL ON THE PUBLIC SERVICE FUND RESOURCES:										
UNDISBURSED FUNDS	NO YEAR	95	8294		159.19	-----	31.35	-----		127.84
FUND EQUITIES:										
UNOBLIGATED BALANCE					-159.19	-----	-----	-----	-31.35	-127.84
SUBTOTAL		95	8294		-0-		31.35		-31.35	-0-
TOTAL, NATIONAL ADVISORY COUNCIL ON THE PUBLIC SERVICE					-----	-----	45,817.54		-45,817.54	-----
<b>NATIONAL AFRO-AMERICAN HISTORY AND CULTURE COMMISSION</b>										
<b>GENERAL FUND ACCOUNTS</b>										
NATIONAL CENTER FOR THE STUDY OF AFRO-AMERICAN HISTORY AND CULTURE FUND RESOURCES:										
UNDISBURSED FUNDS	NO YEAR	95	3800		22,728.11	-----	3,500.00	-----		19,228.11
FUND EQUITIES:										
UNOBLIGATED BALANCE					-17,626.85	-----	-----	-----	1,801.26	-19,228.11
UNDELIVERED ORDERS					-5,101.26	-----	-----	-----	-5,101.26	-----
SUBTOTAL		95	3800		-0-		3,500.00		-3,500.00	-0-
TOTAL, NATIONAL AFRO-AMERICAN HISTORY AND CULTURE COMMISSION					-----	-----	3,500.00		-3,500.00	-----

**APPROPRIATION, OUTLAYS, AND BALANCES - Continued**

Appropriation or Fund Account		Account Symbol			Balances beginning of fiscal year	Appropriations and other obligatory authority <sup>1</sup>	Transfers borrowings and investments (net) <sup>2</sup>	Outlays (net)	Balances withdrawn and other transactions <sup>3</sup>	Balances end or fiscal year <sup>4</sup>
Title	Period of Availability	Dept. Reg	Tr. Fm	Account No.						
<b>NATIONAL ARCHIVES AND RECORDS ADMINISTRATION</b>										
<b>GENERAL FUND ACCOUNTS</b>										
OPERATING EXPENSES, NATIONAL ARCHIVES AND RECORDS ADMINISTRATION										
FUND RESOURCES:										
UNDISBURSED FUNDS	1994	88		0300	-----	\$190,232,000.00	-\$34,280.00	171,869,571.89	-----	18,328,148.11
	1993				17,384,198.89	-----	29,280.00	14,083,666.60	-----	3,329,812.29
	1992				10,083,434.92	-----	-----	7,292,174.20	-----	2,791,260.72
	1991				2,857,050.79	-----	-----	540,504.45	-----	2,316,546.34
	1990				2,117,237.27	-----	-----	94,826.48	-----	2,022,410.79
	1989				2,037,157.98	-----	-----	624.11	2,037,782.09	-----
	NO YEAR				7,102,333.96	5,250,000.00	261,397,740.90	66,410,797.00	-----	7,339,277.86
FUNDS HELD OUTSIDE THE TREASURY					-----	-----	34,280.00	-----	-----	34,280.00
	1993				29,280.00	-----	-----	-----	-----	-----
INVESTMENTS IN PUBLIC DEBT SECURITIES					100,433,198.33	-----	-----	-----	-----	-----
ACCOUNTS RECEIVABLE					7,757,399.26	-----	-----	-----	-----	35,638,064.30
FUND EQUITIES					-----	-----	-----	-----	1,172,831.51	6,584,567.75
UNOBLIGATED BALANCE					-21,768,539.13	-----	-----	-----	-----	-----
ACCOUNTS PAYABLE					-9,922,520.67	-----	-----	-----	-7,097,559.58	<sup>21</sup> -14,670,979.55
UNDELIVERED ORDERS					-118,110,231.60	-----	-----	-----	669,584.74	-10,592,105.41
	SUBTOTAL	88		0300	-0-	195,482,000.00	-3,397,393.13	260,290,916.51	-64,988,948.40	-53,121,283.20
									-68,206,309.64	-0-
<b>TRUST FUND ACCOUNTS</b>										
NATIONAL ARCHIVES GIFT FUND, NATIONAL ARCHIVES AND RECORDS ADMINISTRATION										
FUND RESOURCES:										
UNDISBURSED FUNDS	NO YEAR	88		8127	43,622.56	381,976.44	197,967.57	579,402.45	-----	44,164.12
UNREALIZED DISCOUNT ON INVESTMENTS					-545.41	-----	-1,551.49	-----	-----	-2,096.90
FUNDS HELD OUTSIDE THE TREASURY					1,833,272.95	-----	-171,416.08	-----	-----	1,661,856.87
INVESTMENTS IN PUBLIC DEBT SECURITIES					295,000.00	-----	-25,000.00	-----	-----	270,000.00
ACCOUNTS RECEIVABLE					1,722.00	-----	-----	-----	-----	12,051.59
FUND EQUITIES					-----	-----	-----	-----	-10,329.59	-----
UNOBLIGATED BALANCE					-2,027,794.01	-----	-----	-----	-----	-----
ACCOUNTS PAYABLE					-61,098.47	-----	-----	-----	-174,663.72	<sup>22</sup> -1,853,130.29
UNDELIVERED ORDERS					-84,179.62	-----	-----	-----	-44,566.69	-16,531.78
	SUBTOTAL	88		8127	-0-	381,976.44	-----	579,402.45	32,133.99	-116,313.61
									-197,426.01	-0-
NATIONAL ARCHIVES TRUST FUND, NATIONAL ARCHIVES AND RECORDS ADMINISTRATION										
FUND RESOURCES:										
UNDISBURSED FUNDS	NO YEAR	88		8436	1,807,975.49	-----	-1,603,241.03	-300,408.20	-----	505,142.66
UNREALIZED DISCOUNT ON INVESTMENTS					-43,724.15	-----	-10,863.25	-----	-----	-54,587.40
FUNDS HELD OUTSIDE THE TREASURY					9,894,192.40	-----	-1,028,895.72	-----	-----	8,865,296.68
INVESTMENTS IN PUBLIC DEBT SECURITIES					4,515,000.00	-----	2,643,000.00	-----	-----	7,158,000.00
ACCOUNTS RECEIVABLE					1,408,004.26	-----	-----	-----	632,225.04	775,779.22
FUND EQUITIES					-----	-----	-----	-----	-----	-----
UNOBLIGATED BALANCE					-11,049,143.45	-----	-----	-----	-----	-----
ACCOUNTS PAYABLE					-5,168,719.02	-----	-----	-----	889,856.53	<sup>23</sup> -11,938,999.98
UNDELIVERED ORDERS					-1,363,585.53	-----	-----	-----	-822,628.26	-4,346,090.76
	SUBTOTAL	88		8436	-0-	-----	-----	-300,408.20	-399,045.11	-964,540.42
									300,408.20	-0-
TOTAL, NATIONAL ARCHIVES AND RECORDS ADMINISTRATION					-----	195,863,976.44	-3,397,393.13	260,569,910.76	-68,103,327.45	-----

FOOTNOTES AT END OF CHAPTER

APPROPRIATION, OUTLAYS, AND BALANCES - Continued

Appropriation or Fund Account		Account Symbol			Balances beginning of fiscal year	Appropriations and other obligational authority <sup>1</sup>	Transfers borrowings and investments (net) <sup>2</sup>	Outlays (net)	Balances withdrawn and other transactions <sup>3</sup>	Balances end or fiscal year <sup>4</sup>
Title	Period of Availability	Dept Reg	Fm	Account No						
<b>NATIONAL CAPITAL PLANNING COMMISSION</b>										
<b>GENERAL FUND ACCOUNTS</b>										
SALARIES AND EXPENSES, NATIONAL CAPITAL PLANNING COMMISSION FUND RESOURCES										
UNDISBURSED FUNDS	1994	95		2500	-----	\$5,868,000.00	-----	\$4,562,473.64	-----	\$1,305,526.36
	1993				\$1,155,278.63	-----	-----	575,685.86	-----	579,592.77
	1992				166,037.96	-----	-----	6,107.37	-----	159,930.59
	1991				168,102.68	-----	-----	-726.37	-----	168,829.05
	1990				203,983.40	-----	-----	153,397.66	-----	50,585.74
	1989				6,164.39	-----	-----	4,348.00	\$1,816.39	-----
FUND EQUITIES:										
UNOBLIGATED BALANCE					-85,414.52	-----	-----	-----	-85,414.52	-----
UNDELIVERED ORDERS					-1,614,152.54	-----	-----	-----	650,311.97	-2,264,464.51
SUBTOTAL	95			2500	-0-	5,868,000.00	-----	5,301,286.16	566,713.84	-0-
TOTAL, NATIONAL CAPITAL PLANNING COMMISSION					-----	5,868,000.00	-----	5,301,286.16	566,713.84	-----
<b>NATIONAL COMMISSION ON AMERICAN INDIAN, ALASKA NATIVE, AND NATIVE HAWAIIAN HOUSING</b>										
<b>GENERAL FUND ACCOUNTS</b>										
SALARIES AND EXPENSES, NATIONAL COMMISSION ON AMERICAN INDIAN, ALASKAN NATIVE, AND NATIVE HAWAIIAN HOUSING FUND RESOURCES:										
UNDISBURSED FUNDS	NO YEAR	48		0030	70,770.48	-----	-----	33,463.59	-----	37,306.89
ACCOUNTS RECEIVABLE					9,172.40	-----	-----	-----	-----	9,172.40
FUND EQUITIES:										
UNOBLIGATED BALANCE					-34,785.80	-----	-----	-----	4,302.96	-39,088.76
ACCOUNTS PAYABLE					-26,649.13	-----	-----	-----	-26,649.13	-----
UNDELIVERED ORDERS					-18,507.95	-----	-----	-----	-11,117.42	-7,390.53
SUBTOTAL	48			0030	-0-	-----	-----	33,463.59	-33,463.59	-0-
TOTAL, NATIONAL COMMISSION ON AMERICAN INDIAN, ALASKA NATIVE AND NATIVE HAWAIIAN HOUSING					-----	-----	-----	33,463.59	-33,463.59	-----
<b>NATIONAL COMMISSION ON FINANCIAL INSTITUTIONS REFORM, RECOVERY AND ENFORCEMENT</b>										
<b>GENERAL FUND ACCOUNTS</b>										
SALARIES AND EXPENSES, NATIONAL COMMISSION ON FINANCIAL INSTITUTION REFORM, RECOVERY, AND ENFORCEMENT FUND RESOURCES:										
UNDISBURSED FUNDS	NO YEAR	48		0960	46,510.46	-----	-----	28,547.38	-----	17,963.08
FUND EQUITIES:										
UNOBLIGATED BALANCE					-14,132.55	-----	-----	-----	3,830.53	-17,963.08
ACCOUNTS PAYABLE					-23,695.51	-----	-----	-----	-23,695.51	-----
UNDELIVERED ORDERS					-8,682.40	-----	-----	-----	-8,682.40	-----
SUBTOTAL	48			0960	-0-	-----	-----	28,547.38	-28,547.38	-0-
TOTAL, NATIONAL COMMISSION ON FINANCIAL INSTITUTIONS REFORM, RECOVERY, AND ENFORCEMENT					-----	-----	-----	28,547.38	-28,547.38	-----

**APPROPRIATION, OUTLAYS, AND BALANCES - Continued**

Appropriation or Fund Account Title	Period of Availability	Account Symbol		Balances beginning of fiscal year	Appropriations and other obligational authority <sup>1</sup>	Transfers borrowings and investments (net) <sup>2</sup>	Outlays (net)	Balances withdrawn and other transactions <sup>3</sup>	Balances end or fiscal year <sup>4</sup>
		Dept. Reg	Tr Fm						
<b>NATIONAL COMMISSION ON LIBRARIES AND INFORMATION SCIENCE</b>									
<b>GENERAL FUND ACCOUNTS</b>									
SALARIES AND EXPENSES, NATIONAL COMMISSION ON LIBRARIES AND INFORMATION SCIENCE									
FUND RESOURCES:									
UNDISBURSED FUNDS	1994	95	2700	---	904,000.00	---	655,915.54	---	248,084.46
	1993			97,900.66	---	---	63,183.44	---	34,717.22
	1992			33,813.24	---	---	2,076.00	---	31,737.24
	1991			42,795.27	---	---	-1,293.70	---	44,088.97
	1990			35,505.11	---	---	---	---	35,505.11
	1989			8,971.48	---	---	---	8,971.48	---
FUND EQUITIES:				167,636.02	---	---	---	167,636.02	---
UNOBLIGATED BALANCE				---	---	---	---	---	---
ACCOUNTS PAYABLE				-78,662.33	---	---	---	46,325.13	-124,987.46
UNDELIVERED ORDERS				-36,569.42	---	---	---	18,311.80	-54,881.22
SUBTOTAL	95	2700		-271,390.03	904,000.00	---	719,881.28	-57,125.71	-214,264.32
WHITE HOUSE CONFERENCE ON LIBRARY AND INFORMATION SERVICES				-0-	---	---	---	184,118.72	-0-
FUND RESOURCES:									
UNDISBURSED FUNDS	1991	95	2701	3,551.55	---	---	---	---	3,551.55
	1989			55,724.15	---	---	---	55,724.15	---
	NO YEAR			109,837.09	---	---	3,000.00	68,280.11	38,556.98
				66,598.94	---	---	---	66,598.94	---
FUND EQUITIES:				---	---	---	---	---	---
UNOBLIGATED BALANCE				-195,616.83	---	---	---	-192,081.17	-3,535.66
ACCOUNTS PAYABLE				-.37	---	---	---	---	-.37
UNDELIVERED ORDERS				-40,094.53	---	---	---	-1,522.03	-38,572.50
SUBTOTAL	95	2701		-0-	---	---	3,000.00	-3,000.00	-0-
<b>TRUST FUND ACCOUNTS</b>									
CONTRIBUTIONS, NATIONAL COMMISSION ON LIBRARIES AND INFORMATION SCIENCE									
FUND RESOURCES:									
UNDISBURSED FUNDS	NO YEAR	95	8078	590.35	1,410.00	---	1,375.00	---	625.35
FUND EQUITIES:									
UNOBLIGATED BALANCE				-20.28	---	---	---	605.07	-625.35
ACCOUNTS PAYABLE				-570.07	---	---	---	-570.07	---
SUBTOTAL	95	8078		-0-	1,410.00	---	1,375.00	35.00	-0-
TOTAL, NATIONAL COMMISSION ON LIBRARIES AND INFORMATION SCIENCE				---	905,410.00	---	724,256.28	181,153.72	---
<b>NATIONAL COMMISSION ON MIGRANT EDUCATION</b>									
<b>GENERAL FUND ACCOUNTS</b>									
NATIONAL COMMISSION ON MIGRANT EDUCATION									
FUND RESOURCES:									
UNDISBURSED FUNDS	NO YEAR	95	0600	151,451.79	---	---	-276.84	---	151,728.63
FUND EQUITIES:									
UNOBLIGATED BALANCE				-150,797.84	---	---	---	930.79	-151,728.63
ACCOUNTS PAYABLE				-653.95	---	---	---	-653.95	---
SUBTOTAL	95	0600		-0-	---	---	-276.84	276.84	-0-
TOTAL, NATIONAL COMMISSION ON MIGRANT EDUCATION				---	---	---	-276.84	276.84	---

FOOTNOTES AT END OF CHAPTER

APPROPRIATION, OUTLAYS, AND BALANCES - Continued

Appropriation or Fund Account		Account Symbol			Balances beginning of fiscal year	Appropriations and other obligational authority <sup>1</sup>	Transfers borrowings and investments (net) <sup>2</sup>	Outlays (net)	Balances withdrawn and other transactions <sup>3</sup>	Balances end or fiscal year <sup>4</sup>
Title	Period of Availability	Dept Reg	Fm	Account No						
<b>NATIONAL COMMISSION ON RESPONSIBILITIES FOR FINANCING POSTSECONDARY EDUCATION</b>										
<b>GENERAL FUND ACCOUNTS</b>										
SALARIES AND EXPENSES, NATIONAL COMMISSION ON RESPONSIBILITIES FOR FINANCING POSTSECONDARY EDUCATION										
FUND RESOURCES										
UNDISBURSED FUNDS	1993 NO YEAR	48		0400		\$206,336.00				\$206,336.00
						-145,844.10		\$7,378.17		-153,222.27
						147,250.00				153,378.17
FUND EQUITIES										
ACCOUNTS RECEIVABLE										
UNOBLIGATED BALANCE						-43,550.05				-41,437.73
ACCOUNTS PAYABLE						-147,915.85				-153,378.17
UNDELIVERED ORDERS						-16,276.00				-11,676.00
SUBTOTAL		48		0400		-0-		7,378.17	-7,378.17	-0-
TOTAL, NATIONAL COMMISSION ON RESPONSIBILITIES FOR FINANCING POSTSECONDARY EDUCATION										
								7,378.17	-7,378.17	
<b>NATIONAL COMMISSION ON SEVERLY DISTRESSED PUBLIC HOUSING</b>										
<b>GENERAL FUND ACCOUNTS</b>										
SALARIES AND EXPENSES, NATIONAL COMMISSION ON SEVERLY DISTRESSED PUBLIC HOUSING										
FUND RESOURCES										
UNDISBURSED FUNDS	NO YEAR	48		0020		256,386.92		3,746.13		252,640.79
FUND EQUITIES										
UNOBLIGATED BALANCE						-231,923.98				-228,177.85
ACCOUNTS PAYABLE						-366.59				-366.59
UNDELIVERED ORDERS						-24,096.35				-24,096.35
SUBTOTAL		48		0020		-0-		3,746.13	-3,746.13	-0-
TOTAL, NATIONAL COMMISSION ON SEVERLY DISTRESSED PUBLIC HOUSING										
								3,746.13	-3,746.13	
<b>NATIONAL COUNCIL ON DISABILITY</b>										
<b>GENERAL FUND ACCOUNTS</b>										
SALARIES AND EXPENSES, NATIONAL COUNCIL ON DISABILITY										
FUND RESOURCES										
UNDISBURSED FUNDS	1994	95		3500			\$1,690,000.00	1,078,791.63		611,208.37
	1993					316,378.35		263,193.15		53,185.20
	1992					84,683.20		30,716.42		53,966.78
	1991					65,266.57		15,119.40		50,147.17
	1990					31,077.21		11,513.00		19,564.21
	1989					24,918.28			24,918.28	
ACCOUNTS RECEIVABLE						2,059.53			-642.00	2,701.53
FUND EQUITIES										
UNOBLIGATED BALANCE						-132,152.16			142,940.81	-275,092.97
ACCOUNTS PAYABLE						-71,419.25			298,638.31	-370,057.56
UNDELIVERED ORDERS						-320,811.73			-175,189.00	-145,622.73
SUBTOTAL		95		3500		-0-	1,690,000.00	1,399,333.60	290,666.40	-0-

**APPROPRIATION, OUTLAYS, AND BALANCES - Continued**

Appropriation or Fund Account		Account Symbol			Balances beginning of fiscal year	Appropriations and other obligational authority <sup>1</sup>	Transfers borrowings and investments (net) <sup>2</sup>	Outlays (net)	Balances withdrawn and other transactions <sup>3</sup>	Balances end or fiscal year <sup>4</sup>
Title	Period of Availability	Dept Reg	Account No	Sub No						
<b>TRUST FUND ACCOUNTS</b>										
GIFTS AND DONATIONS, NATIONAL COUNCIL ON DISABILITY										
FUND RESOURCES:										
UNDISBURSED FUNDS	NO YEAR	95	8077		3,067.41	147.57	-----	540.19	-----	2,674.79
FUND EQUITIES:										
UNOBLIGATED BALANCE					-3,067.41	-----	-----	-----	-468.82	-2,598.59
ACCOUNTS PAYABLE					-----	-----	-----	-----	76.20	-76.20
	SUBTOTAL	95	8077		-0-	147.57	-----	540.19	-392.62	-0-
TOTAL, NATIONAL COUNCIL ON DISABILITY					-----	1,690,147.57	-----	1,399,873.79	290,273.78	-----
<b>NATIONAL CREDIT UNION ADMINISTRATION</b>										
<b>PUBLIC ENTERPRISE FUNDS</b>										
OPERATING FUND, NATIONAL CREDIT UNION ADMINISTRATION										
FUND RESOURCES:										
UNDISBURSED FUNDS	NO YEAR	25	4056		139,551.94	-----	-\$5,620,000.00	-5,491,443.56	-----	10,995.50
FUNDS HELD OUTSIDE THE TREASURY					4,200.00	-----	1,000.00	-----	-----	5,200.00
INVESTMENTS IN PUBLIC DEBT SECURITIES					19,107,000.00	-----	5,619,000.00	-----	-----	24,726,000.00
ACCOUNTS RECEIVABLE					1,794,620.51	-----	-----	-----	1,201,733.85	592,886.66
FUND EQUITIES:										
UNOBLIGATED BALANCE					-8,743,587.01	-----	-----	-----	6,681,701.32	<sup>24</sup> -15,425,288.33
ACCOUNTS PAYABLE					-12,301,785.44	-----	-----	-----	-2,391,991.61	-9,909,793.63
	SUBTOTAL	25	4056		-0-	-----	-----	-5,491,443.56	5,491,443.56	-0-
NATIONAL CREDIT UNION SHARE INSURANCE FUND										
FUND RESOURCES:										
UNDISBURSED FUNDS	NO YEAR	25	4468		10,519.94	-----	-282,011,000.00	-282,011,129.58	-----	10,649.52
INVESTMENTS IN PUBLIC DEBT SECURITIES					2,745,201,000.00	-----	282,011,000.00	-----	-----	3,027,212,000.00
ACCOUNTS RECEIVABLE					33,224,335.35	-----	-----	-----	-2,606,141.19	35,830,476.54
FUND EQUITIES:										
UNOBLIGATED BALANCE					-2,665,512,089.13	-----	-----	-----	282,651,546.13	<sup>25</sup> -2,948,163,635.26
ACCOUNTS PAYABLE					-112,923,766.16	-----	-----	-----	1,965,724.64	-114,889,490.80
	SUBTOTAL	25	4468		-0-	-----	-----	-282,011,129.58	282,011,129.58	-0-
CENTRAL LIQUIDITY FACILITY, NATIONAL CREDIT UNION ADMINISTRATION										
FUND RESOURCES:										
UNDISBURSED FUNDS	NO YEAR	25	4470		8,510.00	-----	-----	-990.00	-----	9,500.00
ACCOUNTS RECEIVABLE					5,430,409.41	-----	-----	-----	5,430,409.41	-----
FUND EQUITIES:										
UNOBLIGATED BALANCE					-5,174,633.30	-----	-----	-----	-5,171,650.16	-2,983.14
ACCOUNTS PAYABLE					-264,286.11	-----	-----	-----	-257,769.25	-6,516.86
	SUBTOTAL	25	4470		-0-	-----	-----	-990.00	990.00	-0-
COMMUNITY DEVELOPMENT CREDIT UNION REVOLVING LOAN FUND, NATIONAL CREDIT UNION ADMINISTRATION										
FUND RESOURCES:										
UNDISBURSED FUNDS	NO YEAR	25	4472		1,028,938.83	-----	-----	542,388.94	-----	486,549.89
ACCOUNTS RECEIVABLE					5,727,568.43	-----	-----	-----	-499,174.79	6,226,743.22
FUND EQUITIES:										
UNOBLIGATED BALANCE					-6,756,507.26	-----	-----	-----	-43,214.15	-6,713,293.11
	SUBTOTAL	25	4472		-0-	-----	-----	542,388.94	-542,388.94	-0-
TOTAL, NATIONAL CREDIT UNION ADMINISTRATION					-----	-----	-----	-286,961,174.20	286,961,174.20	-----

FOOTNOTES AT END OF CHAPTER



**APPROPRIATION, OUTLAYS, AND BALANCES - Continued**

Appropriation or Fund Account		Account Symbol				Balances beginning of fiscal year	Appropriations and other obligatory authority <sup>1</sup>	Transfers borrowings and investments (net) <sup>2</sup>	Outlays (net)	Balances withdrawn and other transactions <sup>3</sup>	Balances end of fiscal year <sup>4</sup>
Title	Period of Availability	Dept Reg	Fm	Account No	Sub No						
<b>NATIONAL EDUCATION GOALS PANEL</b>											
<b>GENERAL FUND ACCOUNT</b>											
EXPENSES, NATIONAL EDUCATION STANDARDS AND IMPROVEMENTS COUNCIL FUND RESOURCES:											
UNDISBURSED FUNDS	1994-95	95		2550		-----	\$2,000,000.00	-----	-----	-----	\$2,000,000.00
FUND EQUITIES:						-----	-----	-----	-----	-----	-----
UNOBLIGATED BALANCE						-----	-----	-----	\$2,000,000.00	-----	-2,000,000.00
SUBTOTAL		95		2550		-0-	2,000,000.00	-----	2,000,000.00	-----	-0-
TOTAL, NATIONAL EDUCATION GOALS PANEL						-----	2,000,000.00	-----	2,000,000.00	-----	-----
<b>NATIONAL EDUCATION STANDARDS AND IMPROVEMENT COUNCIL</b>											
<b>GENERAL FUND ACCOUNTS</b>											
EXPENSES, NATIONAL EDUCATION GOALS PANEL FUND RESOURCES:											
UNDISBURSED FUNDS	1994-95	95		2650		-----	3,000,000.00	-----	\$200,399.30	-----	2,799,600.70
FUND EQUITIES:						-----	-----	-----	-----	-----	-----
UNOBLIGATED BALANCE						-----	-----	-----	2,320,985.99	-----	-2,320,985.99
ACCOUNTS PAYABLE						-----	-----	-----	54,641.89	-----	-54,641.89
UNDELIVERED ORDERS						-----	-----	-----	423,972.82	-----	-423,972.82
SUBTOTAL		95		2650		-0-	3,000,000.00	-----	200,399.30	2,799,600.70	-0-
TOTAL, NATIONAL EDUCATION AND IMPROVEMENT COUNCIL						-----	3,000,000.00	-----	200,399.30	2,799,600.70	-----
<b>NATIONAL ENDOWMENT FOR THE ARTS</b>											
<b>GENERAL FUND ACCOUNTS</b>											
GRANTS AND ADMINISTRATION, NATIONAL ENDOWMENT FOR THE ARTS FUND RESOURCES:											
UNDISBURSED FUNDS	1994-95	59		0100		-----	29,392,000.00	-----	3,204,073.00	-----	26,187,927.00
	1994					-----	140,836,000.00	-----	46,159,876.14	-----	94,668,623.86
	1993-94					\$27,565,571.00	-----	-----	16,166,332.00	-----	11,399,239.00
	1993					98,825,221.98	-----	7,500.00	81,370,916.68	-----	17,461,805.30

**APPROPRIATION, OUTLAYS, AND BALANCES - Continued**

Appropriation or Fund Account Title	Period of Availability	Account Symbol		Balances beginning of fiscal year	Appropriations and other obligational authority <sup>1</sup>	Transfers borrowings and investments (net) <sup>2</sup>	Outlays (net)	Balances withdrawn and other transactions <sup>3</sup>	Balances end or fiscal year <sup>4</sup>
		Dept. Reg	Tr. Fm						
	1992-93			11,112,389.00	-----	-----	4,977,577.00	-----	6,134,812.00
	1992			20,719,116.57	-----	-----	14,166,667.91	-----	6,552,448.66
	1991-92			4,501,729.00	-----	-----	785,476.00	-----	3,716,253.00
	1991			7,338,664.95	-----	-----	4,107,715.40	-----	3,230,949.55
	1990-91			3,853,910.00	-----	-----	1,267,270.00	-----	2,586,640.00
	1990			3,283,258.32	-----	-----	547,183.45	-----	2,736,074.87
	1989-90			476,447.00	-----	-----	-598,912.00	-----	1,075,359.00
	1989			1,824,195.39	-----	-----	880,330.94	943,864.45	-----
	1988-89			3,007,416.25	-----	-----	2,341,089.29	666,316.96	-----
	NO YEAR			222,307.39	-----	-----	-69,340.26	177,021.00	-----
FUNDS HELD OUTSIDE THE TREASURY				-----	-----	7,500.00	-----	-----	114,626.85
ACCOUNTS RECEIVABLE	1993			7,500.00	-----	-7,500.00	-----	-----	7,500.00
FUND EQUITIES:				2,462,557.69	-----	-----	-----	1,483,570.10	978,987.59
UNOBLIGATED BALANCE				-14,686,532.62	-----	-----	-----	1,966,785.80	-16,673,318.42
ACCOUNTS PAYABLE				-2,400,033.80	-----	-----	-----	-1,625,917.75	-774,116.05
UNDELIVERED ORDERS				-168,113,718.12	-----	-----	-----	-8,709,906.11	-159,403,812.01
SUBTOTAL	59		0100	-0-	170,228,000.00	-----	175,306,265.55	-5,078,265.55	-0-
ARTS AND ARTIFACTS INDEMNITY FUND, NATIONAL ENDOWMENT FOR THE ARTS FUND RESOURCES:									
UNDISBURSED FUNDS	NO YEAR	59	0101	280,484.00	-----	-----	-----	-----	280,484.00
FUND EQUITIES:				-280,484.00	-----	-----	-----	-----	-280,484.00
UNOBLIGATED BALANCE	SUBTOTAL	59	0101	-0-	-----	-----	-----	-----	-0-
TRUST FUND ACCOUNTS									
GIFTS AND DONATIONS, NATIONAL ENDOWMENT FOR THE ARTS FUND RESOURCES:									
UNDISBURSED FUNDS	NO YEAR	59	8040	164,687.60	952,709.95	-----	810,635.85	-----	306,761.70
ACCOUNTS RECEIVABLE				3,714.61	-----	-----	-----	2,014.61	1,700.00
FUND EQUITIES:				-95,512.48	-----	-----	-----	145,362.41	-240,874.89
UNOBLIGATED BALANCE				-72,889.73	-----	-----	-----	-5,302.92	-67,586.81
UNDELIVERED ORDERS				-0-	-----	-----	-----	142,074.10	-0-
SUBTOTAL	59		8040	-0-	952,709.95	-----	810,635.85	142,074.10	-0-
TOTAL, NATIONAL ENDOWMENT FOR THE ARTS				-----	171,180,709.95	-----	176,116,901.40	-4,936,191.45	-----
NATIONAL ENDOWMENT FOR THE HUMANITIES									
GENERAL FUND ACCOUNTS									
GRANTS AND ADMINISTRATION, NATIONAL ENDOWMENT FOR THE HUMANITIES FUND RESOURCES:									
UNDISBURSED FUNDS	1994-95	59	0200	-----	31,191,000.00	-----	18,428,057.90	-----	12,762,942.10
	1994			-----	146,300,000.00	-3,000.00	57,502,182.54	-----	88,794,817.46
	1993-94			14,043,999.15	-----	-----	7,955,392.54	-----	6,088,606.61
	1993			89,146,528.48	-----	3,000.00	55,285,369.22	-----	33,864,159.26
	1992-93			6,413,527.46	-----	-----	4,067,809.79	-----	2,345,717.67
	1992			35,266,871.22	-----	-----	24,147,782.16	-----	11,119,089.06
	1991-92			4,436,994.99	-----	-----	1,960,987.89	-----	2,476,007.10
	1991			9,807,726.08	-----	-----	6,639,552.88	-----	3,168,173.20
	1990-91			1,695,502.29	-----	-----	861,643.48	-----	833,858.81
	1990			2,980,896.04	-----	-----	736,384.25	-----	2,244,511.79
	1989-90			199,885.95	-----	-----	-----	-----	199,885.95
	1989			2,585,625.24	-----	-----	-----	-----	-----
	1988-89			147,716.78	-----	-----	150,140.55	2,435,484.69	-----
FUNDS HELD OUTSIDE THE TREASURY				-----	-----	-----	36,274.56	111,442.22	-----
ACCOUNTS RECEIVABLE	1993			3,000.00	-----	3,000.00	-----	-----	3,000.00
FUND EQUITIES:				13,602.05	-----	-3,000.00	-----	-3,539.95	17,142.00
UNOBLIGATED BALANCE				-5,026,570.77	-----	-----	-----	-964,542.55	-4,062,028.22
ACCOUNTS PAYABLE				-475,095.58	-----	-----	-----	103,095.17	-578,190.75
UNDELIVERED ORDERS				-161,240,209.38	-----	-----	-----	-1,962,517.34	-159,277,692.04
SUBTOTAL	59		0200	-0-	177,491,000.00	-----	177,771,577.76	-280,577.76	-0-

FOOTNOTES AT END OF CHAPTER

**APPROPRIATION, OUTLAYS, AND BALANCES - Continued**

Appropriation or Fund Account		Account Symbol			Balances beginning of fiscal year	Appropriations and other obligational authority <sup>1</sup>	Transfers borrowings and investments (net) <sup>2</sup>	Outlays (net)	Balances withdrawn and other transactions <sup>3</sup>	Balances end or fiscal year <sup>4</sup>
Title	Period of Availability	Dept. Reg	Tr. Fm	Account No.						
<b>NATIONAL ENDOWMENT FOR THE HUMANITIES-CONTINUED</b>										
<b>TRUST FUND ACCOUNTS</b>										
GIFTS AND DONATIONS, NATIONAL ENDOWMENT FOR THE HUMANITIES FUND RESOURCES:										
UNDISBURSED FUNDS	NO YEAR	59		8050		\$182,291.57	\$64,510.72	\$199,478.96		\$47,323.33
ACCOUNTS RECEIVABLE						-----	-----	-----	-\$126.00	126.00
FUND EQUITIES:										
UNOBLIGATED BALANCE						-37,392.07	-----	-----	-18,624.94	-18,767.13
UNDELIVERED ORDERS						-144,899.50	-----	-----	-116,217.30	-28,682.20
<b>SUBTOTAL</b>		59		8050		-0-	64,510.72	199,478.96	-134,968.24	-0-
<b>TOTAL, NATIONAL ENDOWMENT FOR THE HUMANITIES</b>						-----	177,555,510.72	-----	177,971,056.72	-415,546.00
<b>INSTITUTE OF MUSEUM SERVICES</b>										
<b>GENERAL FUND ACCOUNTS</b>										
GRANTS AND ADMINISTRATION, INSTITUTE OF MUSEUM SERVICES FUND RESOURCES:										
UNDISBURSED FUNDS	1994	59		0300		-----	28,777,000.00	-----	-----	25,549,265.13
	1993					25,568,112.01	-----	13,116,384.37	-----	12,451,727.64
	1992					1,545,754.24	-----	964,597.65	-----	581,156.59
	1991					341,238.50	-----	253,212.52	-----	88,025.98
	1990					116,168.15	-----	43,572.00	-----	72,596.15
	1989					135,686.71	-----	1,614.66	134,072.05	-----
ACCOUNTS RECEIVABLE						-----	-----	-----	-2,636.25	2,636.25
FUND EQUITIES:						-----	-----	-----	-----	-----
UNOBLIGATED BALANCE						-268,288.11	-----	-----	-69,427.11	-198,861.00
ACCOUNTS PAYABLE						-23,786.00	-----	-----	8,127.49	-31,913.49
UNDELIVERED ORDERS						-27,414,885.50	-----	-----	11,099,747.75	-38,514,633.25
<b>SUBTOTAL</b>		59		0300		-0-	28,777,000.00	17,607,116.07	11,169,883.93	-0-
<b>TRUST FUND ACCOUNTS</b>										
GIFTS AND DONATIONS, INSTITUTE OF MUSEUM SERVICES, NATIONAL ENDOWMENT FOR THE HUMANITIES FUND RESOURCES:										
UNDISBURSED FUNDS	NO YEAR	59		8080		3,408.48	12,275.00	976.63	-----	14,706.85
FUND EQUITIES:										
UNOBLIGATED BALANCE						-3,389.58	-----	-----	8,641.48	-12,031.06
UNDELIVERED ORDERS						-18.90	-----	-----	2,656.89	-2,675.79
<b>SUBTOTAL</b>		59		8080		-0-	12,275.00	976.63	11,298.37	-0-
<b>TOTAL, INSTITUTE OF MUSEUM SERVICES</b>						-----	28,789,275.00	-----	17,608,092.70	11,181,182.30
<b>NATIONAL LABOR RELATIONS BOARD</b>										
<b>GENERAL FUND ACCOUNTS</b>										
SALARIES AND EXPENSES, NATIONAL LABOR RELATIONS BOARD FUND RESOURCES:										
UNDISBURSED FUNDS	1994	63		0100		-----	171,274,000.00	-\$18,700.00	159,773,852.62	11,481,447.38
	1993					13,919,849.20	-----	18,650.00	-----	1,807,429.95
	1992					2,230,001.42	-----	-----	940,389.06	1,289,612.36
	1991					1,300,861.82	-----	-----	12,790.39	1,288,071.43
	1990					578,042.84	-----	-----	15,194.81	562,848.03
	1989					879,690.01	-----	-----	-743.85	-----
									<b>880,433.86</b>	-----

**APPROPRIATION, OUTLAYS, AND BALANCES - Continued**

Appropriation or Fund Account		Account Symbol			Balances beginning of fiscal year	Appropriations and other obligational authority <sup>1</sup>	Transfers borrowings and investments (net) <sup>2</sup>	Outlays (net)	Balances withdrawn and other transactions <sup>3</sup>	Balances end or fiscal year <sup>4</sup>
Title	Period of Availability	Dept. Reg	Fy Em	Account No.						
<b>FUNDS HELD OUTSIDE THE TREASURY</b>										
ACCOUNTS RECEIVABLE	1993					18,650.00	18,700.00			18,700.00
FUND EQUITIES:						453,350.36	-18,650.00			205,825.27
UNOBLIGATED BALANCE						-3,970,260.12			-189,415.16	-3,780,844.96
ACCOUNTS PAYABLE						-4,654,333.74			730,233.94	-5,384,567.68
UNDELIVERED ORDERS						-10,755,851.79			-3,267,330.01	-7,488,521.78
<b>SUBTOTAL</b>		63		0100		-0-	171,274,000.00	172,872,552.28	-1,598,552.28	-0-
<b>TOTAL, NATIONAL LABOR RELATIONS BOARD</b>							171,274,000.00	172,872,552.28	-1,598,552.28	
<b>NATIONAL MEDIATION BOARD</b>										
<b>GENERAL FUND ACCOUNTS</b>										
<b>SALARIES AND EXPENSES, NATIONAL MEDIATION BOARD</b>										
<b>FUND RESOURCES:</b>										
UNDISBURSED FUNDS	1994	95		2400			8,657,000.00	7,059,147.72		1,597,852.28
	1993					1,000,029.90		611,475.62		388,554.28
	1992					210,092.45		52,055.27		158,037.18
	1991					353,134.90		-264.81		353,399.71
	1990					615,087.95				615,087.95
	1989					879,274.59			879,274.59	
<b>FUND EQUITIES:</b>										
UNOBLIGATED BALANCE						-2,200,963.38			-186,191.00	-2,014,772.38
ACCOUNTS PAYABLE						-706,960.41			-408,787.66	-298,172.75
UNDELIVERED ORDERS						-149,696.00			650,290.27	-799,906.27
<b>SUBTOTAL</b>		95		2400		-0-	8,657,000.00	7,722,413.80	934,586.20	-0-
<b>TOTAL, NATIONAL MEDIATION BOARD</b>							8,657,000.00	7,722,413.80	934,586.20	
<b>NATIONAL SCIENCE FOUNDATION</b>										
<b>GENERAL FUND ACCOUNTS</b>										
<b>RESEARCH AND RELATED ACTIVITIES, NATIONAL SCIENCE FOUNDATION</b>										
<b>FUND RESOURCES:</b>										
UNDISBURSED FUNDS	1994-95	49		0100			1,993,500,000.00	947,019,492.20		1,046,480,507.80
	1993-94					1,027,829,728.70		498,071,902.32		529,757,826.38
	1992-93					375,840,216.19		271,573,404.34		104,266,811.85
	1991-93					9,919.03		9,919.03		
	1991-92					74,803,481.57		53,768,574.40		21,034,907.17
	1990-91					18,527,401.42		9,924,748.63		8,602,652.79
	1989-90					7,556,109.90		2,813,440.57		4,742,669.33
	1988-89					3,544,818.25		806,054.18	2,738,764.07	
	NO YEAR					10,119.14			-72,721,245.23	10,119.14
ACCOUNTS RECEIVABLE						638,146,720.07				710,867,965.30
<b>FUND EQUITIES:</b>										
UNOBLIGATED BALANCE						-19,119,983.04			35,815,525.29	-54,935,508.33
ACCOUNTS PAYABLE						-515,565,919.03			75,286,425.70	-590,852,344.73
UNDELIVERED ORDERS						-1,611,582,612.20			168,392,994.50	-1,779,975,606.70
<b>SUBTOTAL</b>		49		0100		-0-	1,993,500,000.00	1,783,987,535.67	209,512,464.33	-0-

FOOTNOTES AT END OF CHAPTER

APPROPRIATION, OUTLAYS, AND BALANCES - Continued

Appropriation or Fund Account	Period of Availability	Account Symbol		Balances beginning of fiscal year	Appropriations and other obligational authority <sup>1</sup>	Transfers borrowings and investments (net) <sup>2</sup>	Outlays (net)	Balances withdrawn and other transactions <sup>3</sup>	Balances end or fiscal year <sup>4</sup>
		Dept Reg	Tr Fr						
<b>NATIONAL SCIENCE FOUNDATION-CONTINUED</b>									
<b>GENERAL FUND ACCOUNTS-CONTINUED</b>									
EDUCATION AND HUMAN RESOURCES ACTIVITIES, NATIONAL SCIENCE FOUNDATION FUND RESOURCES:									
UNDISBURSED FUNDS	1994-95	49		0106	---	---	\$61,988,542.66	---	\$507,611,457.34
	1993-94				\$442,939,002.12	---	219,541,816.85	---	223,397,185.27
	1992-93				198,531,736.69	---	134,628,348.66	---	63,903,388.03
	1991-92				47,921,133.43	---	29,524,741.62	---	18,396,391.81
	1990-91				8,483,094.96	---	4,008,119.67	---	4,474,975.29
	1989-90				3,257,845.57	---	594,729.40	---	2,663,116.17
	1988-89				1,228,611.19	---	48,325.15	\$1,180,286.04	---
ACCOUNTS RECEIVABLE					75,874.97	---	---	-4,904,417.03	4,980,292.00
FUND EQUITIES:									
UNOBLIGATED BALANCE					-12,525,750.47	---	---	2,652,755.70	-15,178,506.17
ACCOUNTS PAYABLE					-128,258,428.65	---	---	2,648,234.39	-130,906,663.04
UNDELIVERED ORDERS					-561,653,119.81	---	---	117,688,516.89	-679,341,636.70
SUBTOTAL	49			0106	-0-	569,600,000.00	450,334,624.01	119,265,375.99	-0-
ACADEMIC RESEARCH FACILITIES, NATIONAL SCIENCE FOUNDATION FUND RESOURCES:									
UNDISBURSED FUNDS	1994-95	49		0150	---	---	1,379,627.31	---	103,620,372.69
	1993-94				49,041,539.82	---	10,519,479.92	---	38,522,059.90
	1992-93				26,757,835.68	---	10,724,362.34	---	16,033,473.34
	1991-92				10,120,331.94	---	6,396,280.78	---	3,724,051.16
	1990-91				5,267,889.17	---	1,866,914.58	---	3,400,974.59
FUND EQUITIES:									
UNOBLIGATED BALANCE					-682,194.09	---	---	-113,091.53	-569,102.56
ACCOUNTS PAYABLE					-7,200,000.00	---	---	850,000.00	-8,050,000.00
UNDELIVERED ORDERS					-83,305,402.52	---	---	73,376,426.60	-156,681,829.12
SUBTOTAL	49			0150	-0-	105,000,000.00	30,886,664.93	74,113,335.07	-0-
SALARIES AND EXPENSES, NATIONAL SCIENCE FOUNDATION FUND RESOURCES:									
UNDISBURSED FUNDS	1994	49		0180	---	---	103,507,454.63	---	14,792,545.37
	1993-94				-1,166.37	---	---	---	---
	1993				12,485,463.46	---	10,946,728.60	---	1,538,734.86
	1992				1,752,910.94	---	717,392.90	---	1,035,518.04
	1991-92				904,177.53	---	45,870.24	---	858,307.29
ACCOUNTS RECEIVABLE					193,111.74	---	---	-879,400.03	1,072,511.77
FUND EQUITIES:									
UNOBLIGATED BALANCE					-1,264,943.47	---	---	135,950.33	-1,400,893.80
ACCOUNTS PAYABLE					-2,625,818.29	---	---	597,437.84	-3,223,256.13
UNDELIVERED ORDERS					-11,443,735.54	---	---	3,229,731.86	-14,673,467.40
SUBTOTAL	49			0180	-0-	118,300,000.00	115,216,280.00	3,063,720.00	-0-
UNITED STATES ANTARCTIC RESEARCH ACTIVITIES, NATIONAL SCIENCE FOUNDATION FUND RESOURCES:									
UNDISBURSED FUNDS	NO YEAR	49		0200	100,927,152.62	158,100,000.00	163,842,842.26	---	95,184,310.36
ACCOUNTS RECEIVABLE					1,073.90	---	---	1,073.90	---
FUND EQUITIES:									
UNOBLIGATED BALANCE					-398,503.52	---	---	-193,241.05	-205,262.47
ACCOUNTS PAYABLE					-21,000,000.00	---	---	-13,824,838.38	-7,175,161.62
UNDELIVERED ORDERS					-79,529,723.00	---	---	8,274,163.27	-87,803,886.27
SUBTOTAL	49			0200	-0-	158,100,000.00	163,842,842.26	-5,742,842.26	-0-
UNITED STATES ANTARCTIC LOGISTICAL SUPPORT ACTIVITIES, NATIONAL SCIENCE FOUNDATION FUND RESOURCES:									
UNDISBURSED FUNDS	NO YEAR	49		0202	63,238,594.30	62,600,000.00	46,404,475.52	---	79,434,118.78
FUND EQUITIES:									
UNOBLIGATED BALANCE					---	---	---	.65	.65
ACCOUNTS PAYABLE					-15,000.00	---	---	15,000.00	-30,000.00
UNDELIVERED ORDERS					-63,223,594.30	---	---	16,180,523.83	-79,404,118.13
SUBTOTAL	49			0202	-0-	62,600,000.00	46,404,475.52	16,195,524.48	-0-

**APPROPRIATION, OUTLAYS, AND BALANCES - Continued**

Appropriation or Fund Account		Account Symbol			Balances beginning of fiscal year	Appropriations and other obligational authority <sup>1</sup>	Transfers borrowings and investments (net) <sup>2</sup>	Outlays (net)	Balances withdrawn and other transactions <sup>3</sup>	Balances end or fiscal year <sup>4</sup>
Title	Period of Availability	Dept. Reg	Account No.	Sub No.						
<b>OFFICE OF INSPECTOR GENERAL, NATIONAL SCIENCE FOUNDATION</b>										
<b>FUND RESOURCES:</b>										
UNDISBURSED FUNDS	1994-95	49	0300		-----	3,997,000.00	-----	3,366,971.94	-----	630,028.06
	1993-94				-70,000.00	-----	-----	-70,000.00	-----	-----
	1993				903,964.71	-----	-----	643,271.48	-----	260,693.23
	1992				93,712.36	-----	-----	65,729.20	-----	27,983.16
	1991-92				99,271.68	-----	-----	46,240.00	-----	53,031.68
	1990-91				14,459.01	-----	-----	-----	-----	14,459.01
					70,000.00	-----	-----	-----	70,000.00	-----
<b>FUND EQUITIES:</b>										
UNOBLIGATED BALANCE					-41,605.00	-----	-----	-----	83,158.89	-124,763.89
ACCOUNTS PAYABLE					-87,374.67	-----	-----	-----	23,428.23	-110,802.90
UNDELIVERED ORDERS					-982,428.09	-----	-----	-----	-231,799.74	-750,628.35
SUBTOTAL	49	0300			-----	3,997,000.00	-----	4,052,212.62	-55,212.62	-----
<b>CRITICAL TECHNOLOGIES INSTITUTE, NATIONAL SCIENCE FOUNDATION</b>										
<b>FUND RESOURCES:</b>										
UNDISBURSED FUNDS	NO YEAR	49	0401		1,000,000.00	1,500,000.00	-----	-----	-----	2,500,000.00
<b>FUND EQUITIES:</b>										
UNDELIVERED ORDERS					-1,000,000.00	-----	-----	-----	1,500,000.00	-2,500,000.00
SUBTOTAL	49	0401			-----	1,500,000.00	-----	-----	1,500,000.00	-----
<b>NATIONAL SCIENCE FOUNDATION HEADQUARTERS RELOCATION, NATIONAL SCIENCE FOUNDATION</b>										
<b>FUND RESOURCES:</b>										
UNDISBURSED FUNDS	1994	49	0550		-----	5,200,000.00	-----	4,855,581.15	-----	344,418.85
<b>FUND EQUITIES:</b>										
UNDELIVERED ORDERS					-----	-----	-----	-----	344,418.85	-344,418.85
SUBTOTAL	49	0550			-----	5,200,000.00	-----	4,855,581.15	344,418.85	-----
<b>TRUST FUND ACCOUNTS</b>										
<b>NATIONAL SCIENCE FOUNDATION, DONATIONS</b>										
<b>FUND RESOURCES:</b>										
UNDISBURSED FUNDS	NO YEAR	49	8960		19,890,997.28	36,727,326.79	-----	42,424,501.40	-----	14,193,822.67
ACCOUNTS RECEIVABLE					17,783,602.04	-----	-----	-----	2,780,725.91	15,002,876.13
<b>FUND EQUITIES:</b>										
UNOBLIGATED BALANCE					-6,615,937.51	-----	-----	-----	1,135,440.25	-7,751,377.76
ACCOUNTS PAYABLE					-20,536,345.25	-----	-----	-----	-9,865,260.25	-10,671,085.00
UNDELIVERED ORDERS					-10,522,316.56	-----	-----	-----	251,919.48	-10,774,236.04
SUBTOTAL	49	8960			-----	36,727,326.79	-----	42,424,501.40	-5,697,174.61	-----
TOTAL, NATIONAL SCIENCE FOUNDATION					-----	3,054,524,326.79	-----	2,642,004,717.56	412,519,809.23	-----
<b>NATIONAL TRANSPORTATION SAFETY BOARD</b>										
<b>GENERAL FUND ACCOUNTS</b>										
<b>SALARIES AND EXPENSES, NATIONAL TRANSPORTATION SAFETY BOARD</b>										
<b>FUND RESOURCES:</b>										
UNDISBURSED FUNDS	1994	95	0310		-----	37,105,000.00	-----	34,171,884.37	-----	2,933,115.63
	1993				2,567,876.28	-----	-----	2,274,256.54	-----	293,619.74
	1992				385,485.96	-----	-----	121,688.40	-----	263,797.46
	1991				208,511.68	-----	-----	-28,569.82	-----	237,081.50
	1990				429,091.25	-----	-----	19,893.81	-----	409,197.44
	1989				152,532.74	-----	-----	102.10	152,430.64	-----
					246,900.71	-----	-----	-----	-271,038.66	517,939.37
<b>FUND EQUITIES:</b>										
UNOBLIGATED BALANCE					-1,353,816.32	-----	-----	-----	-902,973.51	-450,842.81
ACCOUNTS PAYABLE					-945,463.42	-----	-----	-----	968,419.34	-1,913,882.76
UNDELIVERED ORDERS					-1,691,118.78	-----	-----	-----	598,906.79	-2,290,025.57
SUBTOTAL	95	0310			-----	37,105,000.00	-----	36,569,255.40	545,744.60	-----
<b>EMERGENCY FUND, NATIONAL TRANSPORTATION SAFETY BOARD</b>										
<b>FUND RESOURCES:</b>										
UNDISBURSED FUNDS	NO YEAR	95	0311		638,998.00	-----	-----	-----	-----	638,998.00
<b>FUND EQUITIES:</b>										
UNOBLIGATED BALANCE					-638,998.00	-----	-----	-----	-----	-638,998.00
SUBTOTAL	95	0311			-----	-----	-----	-----	-----	-----

FOOTNOTES AT END OF CHAPTER

**APPROPRIATION, OUTLAYS, AND BALANCES - Continued**

Appropriation or Fund Account		Account Symbol			Balances beginning of fiscal year	Appropriations and other obligatory authority <sup>1</sup>	Transfers borrowings and investments (net) <sup>2</sup>	Outlays (net)	Balances withdrawn and other transactions <sup>3</sup>	Balances end or fiscal year <sup>4</sup>	
Title	Period of Availability	Dept Reg	Tr Fm	Account No.							Sub No.
<b>NATIONAL TRANSPORTATION SAFETY BOARD-CONTINUED</b>											
<b>TRUST FUND ACCOUNTS</b>											
DONATIONS, NATIONAL TRANSPORTATION SAFETY BOARD											
FUND RESOURCES:											
UNDISBURSED FUNDS	NO YEAR	95		8969		\$101.51	-----	-----	-----	\$101.51	
FUND EQUITIES:											
UNOBLIGATED BALANCE						-101.51	-----	-----	-----	-101.51	
	SUBTOTAL	95		8969		-0-	-----	-----	-----	-0-	
TOTAL, NATIONAL TRANSPORTATION SAFETY BOARD						-----	\$37,105,000.00	-----	\$36,559,255.40	\$545,744.60	-----
<b>NEIGHBORHOOD REINVESTMENT CORPORATION</b>											
<b>GENERAL FUND ACCOUNTS</b>											
PAYMENT TO NEIGHBORHOOD REINVESTMENT CORPORATION, NEIGHBORHOOD REINVESTMENT CORPORATION											
FUND RESOURCES:											
UNDISBURSED FUNDS	1994	95		1350		-----	32,000,000.00	-----	32,000,000.00	-----	
	1992-94					-----	1,875,000.00	-----	1,875,000.00	-----	
	SUBTOTAL	95		1350		-0-	33,875,000.00	-----	33,875,000.00	-0-	
TOTAL, NEIGHBORHOOD REINVESTMENT CORPORATION						-----	33,875,000.00	-----	33,875,000.00	-----	
<b>NUCLEAR REGULATORY COMMISSION</b>											
<b>GENERAL FUND ACCOUNTS</b>											
SALARIES AND EXPENSES, NUCLEAR REGULATORY COMMISSION											
FUND RESOURCES:											
UNDISBURSED FUNDS	NO YEAR	31		0200		249,548,627.57	535,700,000.00	-----	541,125,385.19	-----	244,123,242.38
FUNDS HELD OUTSIDE THE TREASURY						180,000.00	-----	-----	-----	-----	180,000.00
ACCOUNTS RECEIVABLE						5,332,641.93	-----	-----	-----	-453,074.14	5,785,716.07
UNFILLED CUSTOMER ORDERS						10,676,500.78	-----	-----	-----	58,367.34	10,618,133.44
FUND EQUITIES:											
UNOBLIGATED BALANCE						-53,055,748.61	-----	-----	-----	10,568,161.74	-63,623,910.35
ACCOUNTS PAYABLE						-32,562,487.06	-----	-----	-----	11,398,735.01	-43,961,222.07
UNDELIVERED ORDERS						-180,119,534.61	-----	-----	-----	-26,997,575.14	-153,121,959.47
	SUBTOTAL	31		0200		-0-	535,700,000.00	-----	541,125,385.19	-5,425,385.19	-0-
OFFICE OF INSPECTOR GENERAL, NUCLEAR REGULATORY COMMISSION											
FUND RESOURCES:											
UNDISBURSED FUNDS	NO YEAR	31		0300		1,051,692.15	4,800,000.00	-----	3,963,670.72	-----	1,888,021.43
ACCOUNTS RECEIVABLE						2,169.38	-----	-----	-----	-7,816.40	9,985.78
FUND EQUITIES:											
UNOBLIGATED BALANCE						-354,459.12	-----	-----	-----	91,254.78	-445,713.90
ACCOUNTS PAYABLE						-278,107.78	-----	-----	-----	667,431.78	-945,539.56
UNDELIVERED ORDERS						-421,294.63	-----	-----	-----	85,459.12	-506,753.75
	SUBTOTAL	31		0300		-0-	4,800,000.00	-----	3,963,670.72	836,329.28	-0-
<b>DEDUCTIONS FOR OFFSETTING RECEIPTS</b>											
OFFSETTING GOVERNMENTAL RECEIPTS						-----	-499,575,639.69	-----	-499,575,639.69	-----	-----
TOTAL, NUCLEAR REGULATORY COMMISSION						-----	40,924,360.31	-----	45,513,416.22	-4,589,055.91	-----

**APPROPRIATION, OUTLAYS, AND BALANCES - Continued**

Appropriation or Fund Account Title	Period of Availability	Account Symbol			Balances beginning of fiscal year	Appropriations and other obligatory authority <sup>1</sup>	Transfers borrowings and investments (net) <sup>2</sup>	Outlays (net)	Balances withdrawn and other transactions <sup>3</sup>	Balances end or fiscal year <sup>4</sup>
		Dept. Reg	Fm Ti	Account No.						
<b>NUCLEAR WASTE TECHNICAL REVIEW BOARD</b>										
<b>GENERAL FUND ACCOUNTS</b>										
SALARIES AND EXPENSES, NUCLEAR WASTE TECHNICAL REVIEW BOARD										
FUND RESOURCES:										
UNDISBURSED FUNDS	NO YEAR	48		0500	1,882,137.73	2,160,000.00	-----	2,634,236.01	-----	1,407,901.72
ACCOUNTS RECEIVABLE					6,041.00	-----	-----	-----	5,541.00	500.00
FUND EQUITIES:										
UNOBLIGATED BALANCE					-1,672,350.09	-----	-----	-----	-440,024.82	-1,232,325.27
ACCOUNTS PAYABLE					-112,251.99	-----	-----	-----	-4,351.68	-107,900.31
UNDELIVERED ORDERS					-103,576.65	-----	-----	-----	-35,400.51	-68,176.14
SUBTOTAL		48		0500	-0-	2,160,000.00	-----	2,634,236.01	-474,236.01	-0-
TOTAL, NUCLEAR WASTE TECHNICAL REVIEW BOARD					-----	2,160,000.00	-----	2,634,236.01	-474,236.01	-----
<b>OCCUPATIONAL SAFETY AND HEALTH REVIEW COMMISSION</b>										
<b>GENERAL FUND ACCOUNTS</b>										
SALARIES AND EXPENSES, OCCUPATIONAL SAFETY AND HEALTH REVIEW COMMISSION										
FUND RESOURCES:										
UNDISBURSED FUNDS	1994	95		2100	-----	7,362,000.00	-\$500.00	6,941,216.98	-----	420,283.02
	1993				658,550.77	-----	500.00	588,550.39	-----	70,500.38
	1992				21,002.41	-----	-----	14,246.74	-----	6,755.67
	1991				21,557.59	-----	-----	-----	-----	21,557.59
	1990				130,419.42	-----	-----	-----	-----	130,419.42
	1989				13,300.30	-----	-----	-----	13,300.30	-----
FUNDS HELD OUTSIDE THE TREASURY					-----	-----	500.00	-----	-----	500.00
	1993				500.00	-----	-500.00	-----	-----	-----
ACCOUNTS RECEIVABLE					500.00	-----	-----	-----	-----	500.00
FUND EQUITIES:										
UNOBLIGATED BALANCE					-168,297.92	-----	-----	-----	71,294.70	-239,592.62
ACCOUNTS PAYABLE					-526,200.63	-----	-----	-----	-246,506.47	-279,694.16
UNDELIVERED ORDERS					-151,331.94	-----	-----	-----	-20,102.64	-131,229.30
SUBTOTAL		95		2100	-0-	7,362,000.00	-----	7,544,014.11	-182,014.11	-0-
TOTAL, OCCUPATIONAL SAFETY AND HEALTH REVIEW COMMISSION					-----	7,362,000.00	-----	7,544,014.11	-182,014.11	-----
<b>OFFICE OF GOVERNMENT ETHICS</b>										
<b>GENERAL FUND ACCOUNTS</b>										
SALARIES AND EXPENSES, OFFICE OF GOVERNMENT ETHICS										
FUND RESOURCES:										
UNDISBURSED FUNDS	1994	95		1100	-----	8,313,000.00	-1,500.00	6,612,401.04	-----	1,699,098.96
	1993				2,046,399.08	-----	1,500.00	818,117.86	-----	1,229,781.22
	1992				499,674.57	-----	-----	2,619.75	-----	497,054.82
	1991				791,001.48	-----	-----	-----	-----	791,401.48
	1990				669,645.56	-----	-----	-400.00	-----	669,645.56
FUNDS HELD OUTSIDE THE TREASURY					-----	-----	1,500.00	-----	-----	1,500.00
	1993				1,500.00	-----	-1,500.00	-----	-----	-----
ACCOUNTS RECEIVABLE					80,267.65	-----	-----	-----	51,394.18	28,873.47
FUND EQUITIES:										
UNOBLIGATED BALANCE					-2,220,214.72	-----	-----	-----	878,838.76	-3,099,053.48
ACCOUNTS PAYABLE					-228,673.97	-----	-----	-----	16,952.54	-245,626.51
UNDELIVERED ORDERS					-1,639,599.65	-----	-----	-----	-66,924.13	-1,572,675.52
SUBTOTAL		95		1100	-0-	8,313,000.00	-----	7,432,738.65	880,261.35	-0-
TOTAL, OFFICE OF GOVERNMENT ETHICS					-----	8,313,000.00	-----	7,432,738.65	880,261.35	-----

FOOTNOTES AT END OF CHAPTER



APPROPRIATION, OUTLAYS, AND BALANCES - Continued

Appropriation or Fund Account		Account Symbol			Balances beginning of fiscal year	Appropriations and other obligatory authority <sup>1</sup>	Transfers borrowings and investments (net) <sup>2</sup>	Outlays (net)	Balances withdrawn and other transactions <sup>3</sup>	Balances end or fiscal year <sup>4</sup>
Title	Period of Availability	Dept Reg	Tr Fm	Account No.						
<b>OFFICE OF NAVAJO AND HOPI INDIAN RELOCATION</b>										
<b>GENERAL FUND ACCOUNTS</b>										
SALARIES AND EXPENSES, OFFICE OF NAVAJO AND HOPI INDIAN RELOCATION										
FUND RESOURCES:										
UNDISBURSED FUNDS	NO YEAR	48		1100	\$32,628,486.75	\$26,936,000.00	-----	\$30,005,007.97	-----	\$29,559,478.78
FUND EQUITIES:										
UNOBLIGATED BALANCE					-19,840,015.25	-----	-----	-----	-\$563,795.90	-19,276,219.35
ACCOUNTS PAYABLE					-260,509.10	-----	-----	-----	22,599.50	-283,108.60
UNDELIVERED ORDERS					-12,527,962.40	-----	-----	-----	-2,527,811.57	-10,000,150.83
					-----	-----	-----	-----	-----	-----
SUBTOTAL		48		1100	-0-	26,936,000.00	-----	30,005,007.97	-3,069,007.97	-0-
TOTAL, OFFICE OF NAVAJO AND HOPI INDIAN RELOCATION					-----	26,936,000.00	-----	30,005,007.97	-3,069,007.97	-----
<b>OFFICE OF SPECIAL COUNSEL</b>										
<b>GENERAL FUND ACCOUNTS</b>										
SALARIES AND EXPENSES, OFFICE OF SPECIAL COUNSEL										
FUND RESOURCES:										
UNDISBURSED FUNDS	1994	62		0100	-----	7,992,000.00	-\$3,837.50	7,340,285.71	-----	647,876.79
	1993				803,609.46	-----	3,837.50	463,446.38	-----	344,000.58
	1992				283,405.92	-----	-----	134,254.38	-----	149,151.54
	1991				159,248.55	-----	-----	392.00	-----	158,856.55
	1990				243,694.41	-----	-----	-----	-----	243,694.41
FUNDS HELD OUTSIDE THE TREASURY					-----	-----	3,837.50	-----	-----	3,837.50
ACCOUNTS RECEIVABLE	1993				3,837.50	-----	-3,837.50	-----	-----	-----
FUND EQUITIES:										
UNOBLIGATED BALANCE					-520,584.96	-----	-----	-----	389,558.98	-910,143.94
ACCOUNTS PAYABLE					-239,566.95	-----	-----	-----	20,150.12	-259,717.07
UNDELIVERED ORDERS					-741,628.10	-----	-----	-----	-358,503.12	-383,124.98
					-----	-----	-----	-----	-----	-----
SUBTOTAL		62		0100	-0-	7,992,000.00	-----	7,938,378.47	53,621.53	-0-
SALARIES AND EXPENSES, OFFICE OF THE SPECIAL COUNSEL, MERIT SYSTEMS PROTECTION BOARD										
FUND RESOURCES:										
UNDISBURSED FUNDS	1989	41		0101	22,222.99	-----	-----	-----	22,222.99	-----
ACCOUNTS RECEIVABLE					3,435.85	-----	-----	-----	3,435.85	-----
FUND EQUITIES:										
UNOBLIGATED BALANCE					-2,859.56	-----	-----	-----	-2,859.56	-----
UNDELIVERED ORDERS					-22,799.28	-----	-----	-----	-22,799.28	-----
					-----	-----	-----	-----	-----	-----
SUBTOTAL		41		0101	-0-	-----	-----	-----	-----	-0-
TOTAL, OFFICE OF SPECIAL COUNSEL					-----	7,992,000.00	-----	7,938,378.47	53,621.53	-----
<b>OFFICE OF THE NUCLEAR WASTE NEGOTIATOR</b>										
<b>GENERAL FUND ACCOUNTS</b>										
SALARIES AND EXPENSES, OFFICE OF THE NUCLEAR WASTE NEGOTIATOR										
FUND RESOURCES:										
UNDISBURSED FUNDS	NO YEAR	48		0700	1,281,332.31	1,000,000.00	-----	1,395,904.31	-----	885,428.00
ACCOUNTS RECEIVABLE					1,096.30	-----	-----	-----	-1,712.37	2,808.67
FUND EQUITIES:										
UNOBLIGATED BALANCE					-1,094,192.44	-----	-----	-----	-398,903.42	-695,289.02
ACCOUNTS PAYABLE					-53,497.17	-----	-----	-----	7,916.00	-61,413.17
UNDELIVERED ORDERS					-134,739.00	-----	-----	-----	-3,204.52	-131,534.48
					-----	-----	-----	-----	-----	-----
SUBTOTAL		48		0700	-0-	1,000,000.00	-----	1,395,904.31	-395,904.31	-0-
TOTAL, OFFICE OF THE NUCLEAR WASTE NEGOTIATOR					-----	1,000,000.00	-----	1,395,904.31	-395,904.31	-----

**APPROPRIATION, OUTLAYS, AND BALANCES - Continued**

Appropriation or Fund Account		Account Symbol			Balances beginning of fiscal year	Appropriations and other obligational authority <sup>1</sup>	Transfers borrowings and investments (net) <sup>2</sup>	Outlays (net)	Balances withdrawn and other transactions <sup>3</sup>	Balances end or fiscal year <sup>4</sup>
Title	Period of Availability	Dept. Reg	Dept. Trm	Account No.						
<b>PANAMA CANAL COMMISSION</b>										
<b>PUBLIC ENTERPRISE FUNDS</b>										
PANAMA CANAL REVOLVING FUND, PANAMA CANAL COMMISSION										
FUND RESOURCES:										
UNDISBURSED FUNDS	NO YEAR	95		4061	146,363,574.78	-----	-----	-----	-----	169,678,937.91
AUTHORITY TO BORROW FROM THE TREASURY					3,682,474.25	-1,774,144.11	-----	-----	-----	1,908,330.14
ACCOUNTS RECEIVABLE					10,246,578.42	-----	-----	-----	347,844.38	9,898,734.04
FUND EQUITIES:										
ACCOUNTS PAYABLE					-115,144,966.00	-----	-----	-----	24,477,436.35	-139,622,402.35
UNDELIVERED ORDERS					-45,147,661.45	-----	-----	-----	-3,284,061.71	-41,863,589.74
SUBTOTAL		95		4061	-0-	-1,774,144.11	-----	-23,315,363.13	21,541,219.02	-0-
TOTAL, PANAMA CANAL COMMISSION .....					-----	-1,774,144.11	-----	-23,315,363.13	21,541,219.02	-----
<b>PENNSYLVANIA AVENUE DEVELOPMENT CORPORATION</b>										
<b>GENERAL FUND ACCOUNTS</b>										
SALARIES AND EXPENSES, PENNSYLVANIA AVENUE DEVELOPMENT CORPORATION										
FUND RESOURCES:										
UNDISBURSED FUNDS	1994	42		0100	-----	2,738,000.00	-----	2,481,943.29	-----	256,056.71
	1993				254,656.13	-----	-----	166,248.10	-----	88,408.03
	1992				149,335.00	-----	-----	49,543.00	-----	99,792.00
	1991				15,920.02	-----	-----	-----	-----	15,920.02
	1990				46,235.19	-----	-----	-----	-----	46,235.19
	1989				46,582.13	-----	-----	1,452.18	45,129.95	-----
ACCOUNTS RECEIVABLE					3,200.00	-----	-----	-----	794.50	2,405.50
FUND EQUITIES:										
UNOBLIGATED BALANCE					-282,377.24	-----	-----	-----	-----	-----
ACCOUNTS PAYABLE					-84,634.70	-----	-----	-----	47,297.26	-329,674.50
UNDELIVERED ORDERS					-148,856.53	-----	-----	-----	10,892.54	-95,587.24
SUBTOTAL		42		0100	-0-	2,738,000.00	-----	2,689,186.57	-65,300.82	-83,555.71
PUBLIC DEVELOPMENT, PENNSYLVANIA AVENUE DEVELOPMENT CORPORATION										
FUND RESOURCES:										
UNDISBURSED FUNDS	NO YEAR	42		0102	13,985,854.96	4,539,000.00	99,983,761.86	102,610,925.80	-----	15,897,691.02
ACCOUNTS RECEIVABLE					-----	-----	-----	-----	-1,500.00	1,500.00
FUND EQUITIES:										
UNOBLIGATED BALANCE					-11,098,336.39	-----	-----	-----	1,046,350.88	-12,144,687.27
ACCOUNTS PAYABLE					-74,727.07	-----	-----	-----	145,726.32	-220,453.39
UNDELIVERED ORDERS					-2,812,791.50	-----	-----	-----	721,258.86	-3,534,050.36
SUBTOTAL		42		0102	-0-	4,539,000.00	99,983,761.86	102,610,925.80	1,911,836.06	-0-
<b>PUBLIC ENTERPRISE FUNDS</b>										
LAND ACQUISITION AND DEVELOPMENT FUND, PENNSYLVANIA AVENUE DEVELOPMENT CORPORATION										
FUND RESOURCES:										
UNDISBURSED FUNDS	NO YEAR	42		4084	348,208.28	-----	8,754,660.00	8,745,440.09	-----	357,428.19
AUTHORITY TO BORROW FROM THE TREASURY					9,117,165.10	7,193,000.00	-8,754,660.00	-----	-----	7,555,505.10
FUND EQUITIES:										
UNOBLIGATED BALANCE					-9,117,280.94	-----	-----	-----	-1,551,206.39	-7,566,074.55
ACCOUNTS PAYABLE					-348,092.44	-----	-----	-----	-1,233.70	-346,858.74
SUBTOTAL		42		4084	-0-	7,193,000.00	-----	8,745,440.09	-1,552,440.09	-0-

FOOTNOTES AT END OF CHAPTER

**APPROPRIATION, OUTLAYS, AND BALANCES - Continued**

Appropriation or Fund Account Title	Period of Availability	Account Symbol			Balances beginning of fiscal year	Appropriations and other obligational authority <sup>1</sup>	Transfers borrowings and investments (net) <sup>2</sup>	Outlays (net)	Balances withdrawn and other transactions <sup>3</sup>	Balances end or fiscal year <sup>4</sup>
		Dept Reg	Tr Fm	Account No						
<b>PENNSYLVANIA AVENUE DEVELOPMENT CORPORATION-CONTINUED</b>										
<b>TRUST FUND ACCOUNTS</b>										
GIFTS AND DONATIONS, PENNSYLVANIA AVENUE DEVELOPMENT CORPORATION FUND RESOURCES:										
UNDISBURSED FUNDS	NO YEAR	42		8112	\$6,134.58	-----	-----	\$1,000.00	-----	\$5,134.58
FUND EQUITIES										
UNOBLIGATED BALANCE					-5,134.58	-----	-----	-----	-\$1,000.00	-4,134.58
ACCOUNTS PAYABLE					-1,000.00	-----	-----	-----	-1,000.00	-1,000.00
UNDELIVERED ORDERS					-----	-----	-----	-----	1,000.00	-1,000.00
SUBTOTAL		42		8112	-0-	-----	-----	1,000.00	-1,000.00	-0-
TOTAL, PENNSYLVANIA AVENUE DEVELOPMENT CORPORATION					-----	\$14,470,000.00	\$99,983,761.86	114,056,552.46	397,209.40	-----
<b>POSTAL SERVICE-PAYMENTS TO<sup>5</sup> THE POSTAL SERVICE</b>										
<b>GENERAL FUND ACCOUNTS</b>										
PAYMENT TO THE POSTAL SERVICE FUND FUND RESOURCES:										
UNDISBURSED FUNDS	1994	18		1001	-----	91,434,000.00	-----	91,434,000.00	-----	-----
PAYMENT TO THE POSTAL SERVICE FUND, FOR NON-FUNDED LIABILITIES, POSTAL SERVICE										
FUND RESOURCES:										
UNDISBURSED FUNDS	1994	18		1004	-----	38,803,000.00	-----	38,803,000.00	-----	-----
TOTAL, POSTAL SERVICE-PAYMENTS TO THE POSTAL SERVICE					-----	130,237,000.00	-----	130,237,000.00	-----	-----
<b>POSTAL SERVICE</b>										
<b>PUBLIC ENTERPRISE FUNDS<sup>6</sup></b>										
POSTAL SERVICE FUND FUND RESOURCES:										
UNDISBURSED FUNDS	NO YEAR	18		4020	<sup>1</sup> 220,836,685.91	-----	<sup>2</sup> 1,001,392,305.00	<sup>3</sup> 1,102,749,947.04	<sup>4</sup> -182,150,835.71	<sup>5</sup> 301,631,879.58
UNREALIZED DISCOUNT ON INVESTMENTS					-30,618,687.48	-----	-3,892,305.00	-----	-----	-34,510,992.48
INVESTMENTS IN PUBLIC DEBT SECURITIES					3,026,516,000.00	-----	-1,755,900,000.00	-----	-----	1,270,616,000.00
SUBTOTAL		18		4020	<sup>1</sup> 3,216,735,998.43	-----	-758,400,000.00	1,102,749,947.04	-182,150,835.71	1,537,736,887.10
POSTAL SERVICE FUND, UNDISTRIBUTED SIBAC CHARGE-BACKS FUND RESOURCES:										
UNDISBURSED FUNDS	NO YEAR	18		4020	151,757.00	-----	-----	151,757.00	-----	-----
TOTAL, POSTAL SERVICE					3,216,887,755.43	-----	-758,400,000.00	1,102,901,704.04	-182,150,835.71	1,537,736,887.10

**APPROPRIATION, OUTLAYS, AND BALANCES - Continued**

Appropriation or Fund Account Title	Period of Availability	Account Symbol			Balances beginning of fiscal year	Appropriations and other obligational authority <sup>1</sup>	Transfers borrowings and investments (net) <sup>2</sup>	Outlays (net)	Balances withdrawn and other transactions <sup>3</sup>	Balances end of fiscal year <sup>4</sup>
		Dept. Reg	Ti Fm	Account No.						
<b>PRESIDENT'S COMMISSION ON CATASTROPHIC NUCLEAR ACCIDENTS</b>										
<b>GENERAL FUND ACCOUNTS</b>										
EXPENSES, PRESIDENTIAL COMMISSION ON CATASTROPHIC NUCLEAR ACCIDENTS										
FUND RESOURCES:										
UNDISBURSED FUNDS	1991	48		2200	8,173.59	-----	-----	-----	-----	8,173.59
	1990				116,502.22	-----	-----	-----	-----	116,502.22
	1989				55,276.06	-----	-----	55,276.06	-----	-----
FUND EQUITIES:										
UNOBLIGATED BALANCE					-179,951.87	-----	-----	-----	-55,276.06	-124,675.81
	SUBTOTAL	48		2200	-0-	-----	-----	-----	-----	-0-
TOTAL, PRESIDENT'S COMMISSION ON CATASTROPHIC NUCLEAR ACCIDENTS										
<b>RAILROAD RETIREMENT BOARD</b>										
<b>GENERAL FUND ACCOUNTS</b>										
REGIONAL RAIL TRANSPORTATION PROTECTIVE ACCOUNT, RAILROAD RETIREMENT BOARD										
FUND RESOURCES:										
UNDISBURSED FUNDS	NO YEAR	60		0110	9,239.15	-----	-----	4,235.34	-----	5,003.81
ACCOUNTS RECEIVABLE					11,526.02	-----	-----	-----	-71,996.90	83,522.92
FUND EQUITIES:										
ACCOUNTS PAYABLE					-20,765.17	-----	-----	-----	67,761.56	-88,526.73
	SUBTOTAL	60		0110	-0-	-----	-----	4,235.34	-4,235.34	-0-
DUAL BENEFITS PAYMENTS ACCOUNT, RAILROAD RETIREMENT BOARD										
FUND RESOURCES:										
UNDISBURSED FUNDS	1994	60		0111	-----	277,000,000.00	-----	269,359,078.77	-----	7,640,921.23
	1993				4,881,076.54	-----	-----	-----	-----	4,881,076.54
	1992				14,064,170.63	-----	-----	-----	-----	14,064,170.63
	1991				5,606,313.05	-----	-----	-----	-----	5,606,313.05
	1990				169,467.22	-----	-----	-----	-----	169,467.22
	1989				4,809,853.79	-----	-----	-----	4,809,853.79	-----
FUND EQUITIES:										
UNOBLIGATED BALANCE					-29,530,881.23	-----	-----	-----	2,831,067.44	-32,361,948.67
	SUBTOTAL	60		0111	-0-	277,000,000.00	-----	269,359,078.77	7,640,921.23	-0-
FEDERAL PAYMENT TO THE RAILROAD RETIREMENT ACCOUNTS, RAILROAD RETIREMENT BOARD										
FUND RESOURCES:										
UNDISBURSED FUNDS	1994-95	60		0113	-----	300,000.00	-----	126,049.25	-----	173,950.75
	1993				100,000.00	-----	-----	-----	-----	100,000.00
	1992-93				251,600.59	-----	-----	-----	-----	251,600.59
	1989-90				4,225,336.24	-----	-----	-----	-----	4,225,336.24
	1988-89				3,742,924.61	-----	-----	-----	3,742,924.61	-----
FUND EQUITIES:										
UNOBLIGATED BALANCE					-8,319,861.44	-----	-----	-----	-3,568,973.86	-4,750,887.58
	SUBTOTAL	60		0113	-0-	440,300,000.00	-----	440,126,049.25	173,950.75	-0-
<b>TRUST FUND ACCOUNTS</b>										
SOCIAL SECURITY EQUIVALENT BENEFIT ACCOUNT, RAILROAD RETIREMENT BOARD										
FUND RESOURCES:										
UNDISBURSED FUNDS	NO YEAR	60		8010	-20,771,846.07	<sup>20</sup> 4,784,094,683.97	<sup>31</sup> -10,969,316.44	<sup>20</sup> 4,763,946,653.73	-----	<sup>5</sup> -11,613,132.27
INVESTMENTS IN PUBLIC DEBT SECURITIES					1,454,763,000.00	-----	109,484,000.00	-----	-----	1,564,247,000.00
ACCOUNTS RECEIVABLE					3,536,622,233.43	-----	-----	-----	-74,490,149.21	3,611,112,382.64
FUND EQUITIES:										
UNOBLIGATED BALANCE					-1,402,408,984.52	-----	-----	-----	51,445,324.29	<sup>32</sup> -1,453,854,308.81
ACCOUNTS PAYABLE					-3,568,204,402.84	-----	-----	-----	141,687,538.72	-3,709,891,941.56
	SUBTOTAL	60		8010	-0-	4,784,094,683.97	98,494,683.56	4,763,946,653.73	118,642,713.80	-0-

FOOTNOTES AT END OF CHAPTER

**APPROPRIATION, OUTLAYS, AND BALANCES - Continued**

Appropriation or Fund Account		Account Symbol			Balances beginning of fiscal year	Appropriations and other obligational authority <sup>1</sup>	Transfers borrowings and investments (net) <sup>2</sup>	Outlays (net)	Balances withdrawn and other transactions <sup>3</sup>	Balances end or fiscal year <sup>4</sup>
Title	Period of Availability	Dept Reg	Account Tr Fm No	Sub No.						
<b>RAILROAD RETIREMENT BOARD-CONTINUED</b>										
<b>TRUST FUND ACCOUNTS-CONTINUED</b>										
RAILROAD RETIREMENT ACCOUNT										
FUND RESOURCES:										
UNDISBURSED FUNDS	NO YEAR	60	8011		-\$15,025,875.76	\$3,093,209,839.76	-\$219,973,875.00	\$2,865,526,014.61	-----	\$-7,315,925.61
UNREALIZED DISCOUNT ON INVESTMENTS					-80,171,875.00	-----	80,171,875.00	-----	-----	-----
INVESTMENTS IN PUBLIC DEBT SECURITIES					10,456,576,000.00	-----	139,802,000.00	-----	-----	10,596,378,000.00
ACCOUNTS RECEIVABLE					583,101,361.92	-----	-----	-----	-\$378,381,049.96	961,482,411.88
FUND EQUITIES:										
UNOBLIGATED BALANCE					-10,664,811,695.58	-----	-----	-----	591,999,528.36	-11,256,811,223.94
ACCOUNTS PAYABLE					-279,667,915.58	-----	-----	-----	14,066,346.75	-293,733,262.33
	SUBTOTAL	60	8011		-0-	3,093,209,839.76	-----	2,865,526,014.61	227,683,825.15	-0-
RAILROAD RETIREMENT SUPPLEMENTAL ACCOUNT										
FUND RESOURCES:										
UNDISBURSED FUNDS	NO YEAR	60	8012		-1,102,288.68	\$88,209,896.38	7,211,000.00	\$94,548,466.81	-----	\$-229,859.11
INVESTMENTS IN PUBLIC DEBT SECURITIES					49,538,000.00	-----	-7,211,000.00	-----	-----	42,327,000.00
ACCOUNTS RECEIVABLE					10,447,762.43	-----	-----	-----	2,865,487.16	7,582,275.27
FUND EQUITIES:										
UNOBLIGATED BALANCE					-50,564,398.77	-----	-----	-----	-10,054,537.27	\$-40,509,861.50
ACCOUNTS PAYABLE					-8,319,074.98	-----	-----	-----	850,479.68	-9,169,554.66
	SUBTOTAL	60	8012		-0-	88,209,896.38	-----	94,548,466.81	-6,338,570.43	-0-
LIMITATION ON REVIEW ACTIVITY, RAILROAD RETIREMENT BOARD										
FUND RESOURCES:										
UNDISBURSED FUNDS	1994	60	8018		-----	6,021,000.00	-----	5,936,353.07	-----	84,646.93
	1993				151,628.51	-388,000.00	-----	-280,669.86	-----	44,298.37
	1992				4,131.11	40,000.00	-----	39,012.16	-----	5,118.95
	1991				11,394.73	-----	-----	60.00	-----	11,334.73
	1990				777.37	2,000.00	-----	-----	-----	2,777.37
	1989				2,503.59	-2,503.59	-----	-----	-----	-----
ACCOUNTS RECEIVABLE					2,151,068.00	-----	-----	-----	-824,428.00	2,975,496.00
FUND EQUITIES:										
UNOBLIGATED BALANCE					-1,584,923.04	-----	-----	-----	730,282.62	-2,315,205.66
ACCOUNTS PAYABLE					-360,999.75	-----	-----	-----	-20,040.63	-340,959.12
UNDELIVERED ORDERS					-375,580.52	-----	-----	-----	91,927.05	-467,507.57
	SUBTOTAL	60	8018		-0-	5,672,496.41	-----	5,694,755.37	-22,258.96	-0-
SPECIAL MANAGEMENT IMPROVEMENT FUND, RAILROAD RETIREMENT BOARD										
FUND RESOURCES:										
UNDISBURSED FUNDS	1994	60	8236		-----	2,931,500.00	-----	2,929,724.11	-----	1,775.89
	1993				69,610.33	141,900.00	-----	146,916.29	-----	64,594.04
	1992				17,815.72	-----	-----	-855.00	-----	18,670.72
ACCOUNTS RECEIVABLE					268,107.28	-----	-----	-----	-190,892.72	459,000.00
FUND EQUITIES:										
UNOBLIGATED BALANCE					-87,806.20	-----	-----	-----	110,690.50	-198,496.70
ACCOUNTS PAYABLE					-132,959.10	-----	-----	-----	-79,884.60	-53,074.50
UNDELIVERED ORDERS					-134,768.03	-----	-----	-----	157,701.42	-292,469.45
	SUBTOTAL	60	8236		-0-	3,073,400.00	-----	3,075,785.40	-2,385.40	-0-
SALARIES AND EXPENSES, RAILROAD RETIREMENT BOARD										
FUND RESOURCES:										
UNDISBURSED FUNDS	1994	60	8237		-----	64,950,000.00	-----	66,126,135.83	-----	\$-1,176,135.83
	1993				1,174,874.21	3,219,000.00	-----	4,278,915.28	-----	114,958.93
	1992				49,374.47	40,000.00	-----	59,549.23	-----	29,825.24
	1991				15,552.10	6,000.00	-----	3,991.06	-----	17,561.04
	1990				27,099.75	20,000.00	-----	1,729.00	-----	45,370.75
	1989				23,172.69	-23,172.69	-----	-----	-----	-----
ACCOUNTS RECEIVABLE					12,502,518.37	-----	-----	-----	-3,834,248.46	16,336,766.83
FUND EQUITIES:										
UNOBLIGATED BALANCE					-6,308,762.72	-----	-----	-----	1,318.21	-6,310,080.93
ACCOUNTS PAYABLE					-2,702,636.14	-----	-----	-----	961,425.97	-3,664,062.11
UNDELIVERED ORDERS					-4,781,192.73	-----	-----	-----	613,011.19	-5,394,203.92
	SUBTOTAL	60	8237		-0-	68,211,827.31	-----	70,470,320.40	-2,258,493.09	-0-
<b>DEDUCTIONS FOR OFFSETTING RECEIPTS</b>										
INTRABUDGETARY TRANSACTIONS										
TOTAL, RAILROAD RETIREMENT BOARD					-----	5,026,712,390.41	98,494,683.56	4,779,691,606.26	345,515,487.71	-----

**APPROPRIATION, OUTLAYS, AND BALANCES - Continued**

Appropriation or Fund Account		Account Symbol			Balances beginning of fiscal year	Appropriations and other obligational authority <sup>1</sup>	Transfers borrowings and investments (net) <sup>2</sup>	Outlays (net)	Balances withdrawn and other transactions <sup>3</sup>	Balances end or fiscal year <sup>4</sup>	
Title	Period of Availability	Dept. Reg	Tr. Fm	Account No.							Sub No.
<b>RESOLUTION TRUST CORPORATION</b>											
<b>GENERAL FUND ACCOUNTS</b>											
OPERATING ACCOUNT, FEDERAL DEPOSIT											
INSURANCE CORPORATION											
FUND RESOURCES:											
UNDISBURSED FUNDS	NO YEAR	51		4067		8,839,503,216.20	-----	-5,168,589,262.52	107,706,881.47	3,563,207,072.21	
ACCOUNTS RECEIVABLE						10,201,687.43	-----	-----	-11,767,746.07	21,969,433.50	
FUND EQUITIES:											
UNOBLIGATED BALANCE						-8,489,908,733.36	-----	-----	-5,074,828,844.05	-3,415,079,889.31	
ACCOUNTS PAYABLE						-359,796,170.27	-----	-----	-189,699,553.87	-170,096,616.40	
						-0-	-----	-----	-----	-0-	
	SUBTOTAL	51		4067			-----	-5,168,589,262.52	107,706,881.47	-5,276,296,143.99	
OFFICE OF THE INSPECTOR GENERAL, RESOLUTION TRUST CORPORATION											
FUND RESOURCES:											
UNDISBURSED FUNDS	1994	22		1500		-----	34,314,000.00	-----	25,985,839.11	8,328,160.89	
	1993					8,823,183.81	-----	-----	4,422,502.52	4,400,681.29	
	1992					9,628,713.97	-----	-----	403,142.07	9,225,571.90	
	1991					773,671.48	-----	-----	-----	773,671.48	
ACCOUNTS RECEIVABLE						80,985.90	-----	-----	46,537.71	34,448.19	
FUND EQUITIES:											
UNOBLIGATED BALANCE						-11,059,596.08	-----	-----	5,558,086.68	-16,617,682.76	
ACCOUNTS PAYABLE						-2,635,886.74	-----	-----	-45,804.14	-2,590,082.60	
UNDELIVERED ORDERS						-5,611,072.34	-----	-----	-2,056,303.95	-3,554,768.39	
	SUBTOTAL	22		1500		-0-	34,314,000.00	-----	30,811,483.70	3,502,516.30	
<b>PUBLIC ENTERPRISE FUNDS</b>											
RESOLUTION TRUST CORPORATION											
FUND RESOURCES:											
UNDISBURSED FUNDS	NO YEAR	22		4055		5,544,269.08	10,000,000,000.00	-----	3,999,448,748.77	6,006,095,520.31	
ACCOUNTS RECEIVABLE						721.25	-----	-----	-63,483.88	64,205.13	
FUND EQUITIES:											
UNOBLIGATED BALANCE						-5,322,649.50	-----	-----	6,000,494,859.00	-6,005,817,508.50	
ACCOUNTS PAYABLE						-174,796.83	-----	-----	-24,074.37	-150,722.46	
UNDELIVERED ORDERS						-47,544.00	-----	-----	143,950.48	-191,494.48	
	SUBTOTAL	22		4055		-0-	10,000,000,000.00	-----	3,999,448,748.77	6,000,551,251.23	
TOTAL, RESOLUTION TRUST CORPORATION						-----	10,034,314,000.00	-5,168,589,262.52	4,137,967,113.94	727,757,623.54	-----
<b>SECURITIES AND EXCHANGE COMMISSION</b>											
<b>GENERAL FUND ACCOUNTS</b>											
SALARIES AND EXPENSES, SECURITIES AND EXCHANGE COMMISSION											
FUND RESOURCES:											
UNDISBURSED FUNDS	1994	50		0100		-----	57,856,000.00	-11,350.00	25,399,414.28	32,445,235.72	
	1993					32,341,792.33	-----	10,710.00	27,434,312.34	4,918,189.99	
	1992					5,582,725.52	-----	-----	498,414.18	5,084,311.34	
	1991					2,056,171.11	-----	-----	334,486.65	1,721,684.46	
	1990					2,565,233.94	-----	-----	-1,251,263.48	3,816,517.42	
	1989					3,069,670.64	-----	-----	-280,398.34	3,350,068.98	
	NO YEAR					70,256,728.70	-----	-----	15,695,023.19	54,561,705.51	
FUNDS HELD OUTSIDE THE TREASURY											
	1993					10,710.00	-----	11,350.00	-----	11,350.00	
ACCOUNTS RECEIVABLE						1,170,304.41	-----	-----	1,010,781.38	159,523.03	
FUND EQUITIES:											
UNOBLIGATED BALANCE						-73,183,527.94	-----	-----	-17,128,724.16	-56,054,803.78	
ACCOUNTS PAYABLE						-40,926,355.66	-----	-----	3,054,042.67	-43,980,398.33	
UNDELIVERED ORDERS						-2,943,453.05	-----	-----	-260,137.69	-2,683,315.36	
	SUBTOTAL	50		0100		-0-	57,856,000.00	-----	67,829,968.82	-9,973,968.82	
TOTAL, SECURITIES AND EXCHANGE COMMISSION						-----	57,856,000.00	-----	67,829,968.82	-9,973,968.82	-----

FOOTNOTES AT END OF CHAPTER

APPROPRIATION, OUTLAYS, AND BALANCES - Continued

Appropriation or Fund Account		Account Symbol		Balances beginning of fiscal year	Appropriations and other obligational authority <sup>1</sup>	Transfers borrowings and investments (net) <sup>2</sup>	Outlays (net)	Balances withdrawn and other transactions <sup>3</sup>	Balances end or fiscal year <sup>4</sup>	
Title	Period of Availability	Dept. Reg	Account No. Tr Fm							Sub No.
<b>SELECTIVE SERVICE SYSTEM</b>										
<b>GENERAL FUND ACCOUNTS</b>										
SALARIES AND EXPENSES, SELECTIVE SERVICE SYSTEM FUND RESOURCES:										
UNDISBURSED FUNDS	1994	90	0400	-----	\$25,000,000.00	-\$2,000.00	\$17,504,416.87	-----	\$7,493,583.13	
	1993			\$6,943,868.18	-----	2,000.00	4,402,614.59	-----	2,543,253.59	
	1992			2,049,902.90	-----	-----	-1,928.97	-----	2,051,831.87	
	1991			3,291,070.44	-----	-----	3,819.54	-----	3,287,250.90	
	1990			2,628,835.98	-----	-----	-1,561.21	-----	2,630,397.19	
	1989			3,919,113.37	-----	-----	2,331.15	\$3,916,782.22	-----	
FUNDS HELD OUTSIDE THE TREASURY	1993			2,000.00	-----	2,000.00	-----	-----	2,000.00	
ACCOUNTS RECEIVABLE				2,000.00	-----	-2,000.00	-----	-----	-----	
FUND EQUITIES:										
UNOBLIGATED BALANCE				-7,237,083.42	-----	-----	-----	626,211.62	-7,863,295.04	
ACCOUNTS PAYABLE				-8,715,758.13	-----	-----	-----	-1,316,694.38	-7,399,063.75	
UNDELIVERED ORDERS				-2,883,949.32	-----	-----	-----	-135,991.43	-2,747,957.89	
SUBTOTAL	90	0400		-0-	25,000,000.00	-----	21,909,691.97	3,090,308.03	-0-	
TOTAL, SELECTIVE SERVICE SYSTEM				-----	25,000,000.00	-----	21,909,691.97	3,090,308.03	-----	
<b>SMITHSONIAN INSTITUTION</b>										
<b>GENERAL FUND ACCOUNTS</b>										
SALARIES AND EXPENSES, SMITHSONIAN INSTITUTION FUND RESOURCES:										
UNDISBURSED FUNDS	1994	33	0100	-----	278,003,000.00	-----	253,306,351.30	-----	24,696,648.70	
	1993			25,047,009.05	-----	-----	21,695,636.78	-----	3,351,370.27	
	1992			2,752,093.27	-----	-----	1,123,384.86	-----	1,628,708.41	
	1991			1,992,518.13	-----	-----	346,846.34	-----	1,645,671.79	
	1990			1,768,825.25	-----	-----	114,438.75	-----	1,654,386.50	
	1989			1,171,587.06	-----	-----	8,286.41	1,163,300.65	-----	
FUND EQUITIES:	NO YEAR			28,658,571.72	24,346,000.00	-----	23,432,322.19	-----	29,572,249.53	
UNOBLIGATED BALANCE				-21,152,501.28	-----	-----	-----	-3,751,054.40	-17,401,446.88	
ACCOUNTS PAYABLE				-8,779,880.82	-----	-----	-----	683,889.66	-9,463,770.48	
UNDELIVERED ORDERS				-31,458,222.38	-----	-----	-----	4,225,595.46	-35,683,817.84	
SUBTOTAL	33	0100		-0-	302,349,000.00	-----	300,027,268.63	2,321,731.37	-0-	
MUSEUM PROGRAMS AND RELATED RESEARCH, SPECIAL FOREIGN CURRENCY PROGRAM, SMITHSONIAN INSTITUTION FUND RESOURCES:										
UNDISBURSED FUNDS	NO YEAR	33	0102	6,949,800.32	-----	-----	3,060,018.46	-----	3,889,781.86	
FUND EQUITIES:										
UNOBLIGATED BALANCE				-497,814.43	-----	-----	-----	9,593.74	-507,408.17	
ACCOUNTS PAYABLE				1,130,046.64	-----	-----	-----	-63,944.19	1,183,990.83	
UNDELIVERED ORDERS				-7,582,032.53	-----	-----	-----	-3,006,668.01	-4,576,364.52	
SUBTOTAL	33	0102		-0-	-----	-----	3,060,018.46	-3,080,018.46	-0-	
CONSTRUCTION AND IMPROVEMENTS, NATIONAL ZOOLOGICAL PARK, SMITHSONIAN INSTITUTION FUND RESOURCES:										
UNDISBURSED FUNDS	NO YEAR	33	0129	12,825,939.45	5,400,000.00	-----	5,673,924.82	-----	12,552,014.63	
FUND EQUITIES:										
UNOBLIGATED BALANCE				-8,752,040.93	-----	-----	-----	1,247,091.05	-9,999,131.98	
ACCOUNTS PAYABLE				-338,203.80	-----	-----	-----	-50,881.81	-287,321.99	
UNDELIVERED ORDERS				-3,735,694.72	-----	-----	-----	-1,470,134.06	-2,265,560.66	
SUBTOTAL	33	0129		-0-	5,400,000.00	-----	5,673,924.82	-273,924.82	-0-	

**APPROPRIATION, OUTLAYS, AND BALANCES - Continued**

Appropriation or Fund Account		Account Symbol			Balances beginning of fiscal year	Appropriations and other obligational authority <sup>1</sup>	Transfers borrowings and investments (net) <sup>2</sup>	Outlays (net)	Balances withdrawn and other transactions <sup>3</sup>	Balances end or fiscal year <sup>4</sup>
Title	Period of Availability	Dept. Reg	Tr. Fm	Account No.						
REPAIR AND RESTORATION OF BUILDINGS, SMITHSONIAN INSTITUTION										
FUND RESOURCES:										
UNDISBURSED FUNDS	NO YEAR	33		0132	37,433,887.59	24,000,000.00	-----	21,334,313.44	-----	40,099,574.15
FUND EQUITIES:										
UNOBLIGATED BALANCE					-19,516,732.22	-----	-----	-----	8,910,834.25	-28,427,566.47
ACCOUNTS PAYABLE					-2,909,264.75	-----	-----	-----	-936,089.22	-1,973,175.53
UNDELIVERED ORDERS					-15,007,890.62	-----	-----	-----	-5,309,058.47	-9,668,832.15
SUBTOTAL		33		0132	-0-	24,000,000.00	-----	21,334,313.44	2,665,686.56	-0-
CONSTRUCTION, SMITHSONIAN INSTITUTION										
FUND RESOURCES:										
UNDISBURSED FUNDS	NO YEAR	33		0133	44,327,592.35	10,400,000.00	-----	8,273,128.89	-----	46,454,463.46
TRANSFER TO:										
GENERAL SERVICES ADMINISTRATION	NO YEAR	47	33	0133	38,037.37	-----	-----	-----	-----	38,037.37
FUND EQUITIES:										
UNOBLIGATED BALANCE					-33,993,409.25	-----	-----	-----	-13,862.83	-33,979,546.42
ACCOUNTS PAYABLE					-1,279,400.59	-----	-----	-----	6,247,645.49	-7,527,046.08
UNDELIVERED ORDERS					-9,092,819.88	-----	-----	-----	-4,106,911.55	-4,985,908.33
SUBTOTAL		33		0133	-0-	10,400,000.00	-----	8,273,128.89	2,126,871.11	-0-
SALARIES AND EXPENSES, NATIONAL GALLERY OF ART										
FUND RESOURCES:										
UNDISBURSED FUNDS	1994	33		0200	-----	48,882,000.00	-2,500.00	45,859,685.12	-----	3,019,814.88
	1993				4,861,628.60	-----	-----	4,217,556.94	-----	644,071.66
	1992				425,940.41	-----	10,000.00	36,505.84	-----	399,434.57
	1991				523,546.97	-----	-----	6,253.86	-----	517,293.11
	1990				212,448.66	-----	-----	3,915.00	-----	208,533.66
	1989				121,854.50	-----	-----	-3,847.42	125,701.92	-----
	NO YEAR				2,262,656.22	3,026,000.00	-----	2,537,948.23	-----	2,750,707.99
FUNDS HELD OUTSIDE THE TREASURY										
	1992				10,000.00	-----	2,500.00	-----	-----	2,500.00
ACCOUNTS RECEIVABLE					11,013.74	-----	-10,000.00	-----	-----	-----
FUND EQUITIES:										
UNOBLIGATED BALANCE					-2,349,175.91	-----	-----	-----	-975,600.58	986,614.32
ACCOUNTS PAYABLE					-2,166,516.96	-----	-----	-----	1,152,007.75	-3,501,183.66
UNDELIVERED ORDERS					-3,913,386.23	-----	-----	-----	282,174.96	-2,448,691.92
SUBTOTAL		33		0200	-0-	51,908,000.00	-----	52,658,017.57	-1,334,301.62	-2,579,094.61
REPAIR, RESTORATION AND RENOVATION OF BUILDINGS, NATIONAL GALLERY OF ART										
FUND RESOURCES:										
UNDISBURSED FUNDS	NO YEAR	33		0201	6,266,367.31	2,831,000.00	-----	2,972,919.53	-----	6,124,447.78
FUND EQUITIES:										
UNOBLIGATED BALANCE					-3,836,647.51	-----	-----	-----	766,129.52	-4,602,777.03
ACCOUNTS PAYABLE					-21,243.03	-----	-----	-----	29,678.23	-50,921.26
UNDELIVERED ORDERS					-2,408,476.77	-----	-----	-----	-937,727.28	-1,470,749.49
SUBTOTAL		33		0201	-0-	2,831,000.00	-----	2,972,919.53	-141,919.53	-0-
SALARIES AND EXPENSES, WOODROW WILSON INTERNATIONAL CENTER FOR SCHOLARS										
FUND RESOURCES:										
UNDISBURSED FUNDS	1994	33		0400	-----	6,352,000.00	-----	4,581,849.78	-----	1,770,150.22
	1993				1,797,489.99	-----	-----	1,537,956.91	-----	259,533.08
	1992				186,296.64	-----	-----	62,745.17	-----	123,551.47
	1991				54,951.60	-----	-----	-687.44	-----	55,649.04
	1990				80,359.77	-----	-----	1,220.97	-----	79,138.80
	1989				22,892.01	-----	-----	-----	22,892.01	-----
FUND EQUITIES:										
UNOBLIGATED BALANCE					-212,100.56	-----	-----	-----	70,586.26	-282,686.82
ACCOUNTS PAYABLE					-328,067.17	-----	-----	-----	-113,835.01	-214,232.16
UNDELIVERED ORDERS					-1,601,822.28	-----	-----	-----	189,281.35	-1,791,103.63
SUBTOTAL		33		0400	-0-	6,352,000.00	-----	6,183,075.39	168,924.61	-0-



APPROPRIATION, OUTLAYS, AND BALANCES - Continued

Appropriation or Fund Account		Account Symbol		Balances beginning of fiscal year	Appropriations and other obligational authority <sup>1</sup>	Transfers borrowings and investments (net) <sup>2</sup>	Outlays (net)	Balances withdrawn and other transactions <sup>3</sup>	Balances end of fiscal year <sup>4</sup>
Title	Period of Availability	Dept. Reg.	Tr. Fr. No.						
<b>SMITHSONIAN INSTITUTION-CONTINUED</b>									
<b>TRUST FUND ACCOUNTS</b>									
CANAL ZONE BIOLOGICAL AREA FUND, SMITHSONIAN INSTITUTION									
FUND RESOURCES:									
UNDISBURSED FUNDS	NO YEAR	33		8190		\$25,594.41	\$221,577.43		\$77,640.47
ACCOUNTS RECEIVABLE						19,738.21		-\$3,796.09	23,536.30
FUND EQUITIES:									
UNOBLIGATED BALANCE						-40,476.56		49,111.87	\$-89,588.43
ACCOUNTS PAYABLE						-4,856.06		1,083.28	-5,939.34
UNDELIVERED ORDERS								5,649.00	-5,649.00
SUBTOTAL		33		8190		-0-	221,577.43	169,531.37	52,046.06
TOTAL, SMITHSONIAN INSTITUTION									
							403,461,577.43	400,352,198.10	3,109,379.33
<b>STATE JUSTICE INSTITUTE</b>									
<b>GENERAL FUND ACCOUNTS</b>									
SALARIES AND EXPENSES, STATE JUSTICE INSTITUTE									
FUND RESOURCES:									
UNDISBURSED FUNDS	NO YEAR	48		0052		16,128,972.59	13,550,000.00		18,100,535.01
FUND EQUITIES:									
UNOBLIGATED BALANCE						-16,128,972.59		-11,121,547.89	-5,007,424.70
ACCOUNTS PAYABLE								13,093,110.31	-13,093,110.31
SUBTOTAL		48		0052		-0-	13,550,000.00	11,578,437.58	1,971,562.42
TOTAL, STATE JUSTICE INSTITUTE									
							13,550,000.00	11,578,437.58	1,971,562.42
<b>SUSQUEHANNA RIVER BASIN COMMISSION</b>									
<b>GENERAL FUND ACCOUNTS</b>									
SALARIES AND EXPENSES, SUSQUEHANNA RIVER BASIN COMMISSION									
FUND RESOURCES:									
UNDISBURSED FUNDS	1994	46		0500			308,000.00	206,712.43	101,287.57
	1993					32,479.56		10,982.51	21,497.05
	1992					17,229.59			17,229.59
	1991					38,018.64		266.16	37,752.48
	1990					20,993.70			20,993.70
	1989					30,498.53		30,498.53	
FUND EQUITIES:									
UNOBLIGATED BALANCE						-125,311.97		62,196.36	-187,508.33
ACCOUNTS PAYABLE						-11,153.60		-3,226.11	-7,927.49
UNDELIVERED ORDERS						-2,754.45		570.12	-3,324.57
SUBTOTAL		46		0500		-0-	308,000.00	217,961.10	90,038.90
CONTRIBUTION TO SUSQUEHANNA RIVER BASIN COMMISSION, SUSQUEHANNA RIVER BASIN COMMISSION									
FUND RESOURCES:									
UNDISBURSED FUNDS	1994	46		0501			298,000.00	298,000.00	
TOTAL, SUSQUEHANNA RIVER BASIN COMMISSION									
							606,000.00	515,961.10	90,038.90

**APPROPRIATION, OUTLAYS, AND BALANCES - Continued**

Appropriation or Fund Account		Account Symbol			Balances beginning of fiscal year	Appropriations and other obligational authority <sup>1</sup>	Transfers borrowings and investments (net) <sup>2</sup>	Outlays (net)	Balances withdrawn and other transactions <sup>3</sup>	Balances end or fiscal year <sup>4</sup>
Title	Period of Availability	Dept. Reg	Tr. Fm	Account No						
<b>TENNESSEE VALLEY AUTHORITY</b>										
<b>PUBLIC ENTERPRISE FUNDS</b>										
TENNESSEE VALLEY AUTHORITY FUND										
FUND RESOURCES:										
UNDISBURSED FUNDS	NO YEAR	64		4110	324,981,238.71	140,473,000.00	<sup>2</sup> \$995,019,887.50	1,210,030,076.45	<sup>3</sup> 130,927,439.25	119,516,610.51
FUNDS HELD OUTSIDE THE TREASURY					123,220,000.02	-----	26,780,000.00	-----	-----	150,000,000.02
UNAMORTIZED PREMIUM AND DISCOUNT					18,495,288.86	-----	-2,110,340.99	-----	-----	16,384,947.87
AUTHORITY TO BORROW FROM THE TREASURY AND THE PUBLIC					800,887,228.17	1,411,211,022.29	-1,129,912,268.21	-----	-----	1,082,185,982.25
INVESTMENTS IN PUBLIC DEBT SECURITIES					3,452,056,546.51	-----	501,764,453.49	-----	-----	3,953,821,000.00
ACCOUNTS RECEIVABLE					807,433,181.73	-----	-----	-----	73,525,853.72	733,907,328.01
FUND EQUITIES:										
UNOBLIGATED BALANCE					-3,481,557,825.54	-----	-----	-----	657,396,466.96	-4,138,954,292.50
ACCOUNTS PAYABLE					-1,400,282,449.86	-----	-----	-----	-219,865,084.62	-1,180,417,365.24
UNDELIVERED ORDERS					-645,233,208.60	-----	-----	-----	91,211,002.32	-736,444,210.92
SUBTOTAL	64			4110	-0-	1,551,684,022.29	391,541,731.79	1,210,030,076.45	733,195,677.63	-0-
TOTAL, TENNESSEE VALLEY AUTHORITY					-----	1,551,684,022.29	391,541,731.79	1,210,030,076.45	733,195,677.63	-----
<b>THOMAS JEFFERSON COMMEMORATION COMMISSION</b>										
<b>GENERAL FUND ACCOUNTS</b>										
SALARIES AND EXPENSES, THOMAS JEFFERSON COMMEMORATION COMMISSION										
FUND RESOURCES:										
UNDISBURSED FUNDS	NO YEAR	48		0961	90,937.02	62,000.00	-----	83,157.50	-----	69,779.52
FUND EQUITIES:										
UNOBLIGATED BALANCE					-89,524.24	-----	-----	-----	-45,963.61	-43,560.63
ACCOUNTS PAYABLE					-1,412.78	-----	-----	-----	24,806.11	-26,218.89
SUBTOTAL	48			0961	-0-	62,000.00	-----	83,157.50	-21,157.50	-0-
TOTAL, THOMAS JEFFERSON COMMEMORATION COMMISSION					-----	62,000.00	-----	83,157.50	-21,157.50	-----
<b>UNITED STATES ENRICHMENT CORPORATION FUND</b>										
<b>PUBLIC ENTERPRISE FUNDS</b>										
UNITED STATES ENRICHMENT CORPORATION FUND										
FUND RESOURCES:										
UNDISBURSED FUNDS	NO YEAR	95		4054	660,862,178.61	-----	52,614,947.00	-144,399,362.47	<sup>3</sup> 90,000,000.00	827,876,488.08
ACCOUNTS RECEIVABLE					39,664,704.00	-----	-----	-----	-180,543,480.00	220,208,184.00
FUND EQUITIES:										
UNOBLIGATED BALANCE					-262,659,956.16	-----	-----	-----	77,179,000.92	-339,838,957.08
ACCOUNTS PAYABLE					-224,934,225.00	-----	-----	-----	87,862,834.00	-312,797,059.00
UNDELIVERED ORDERS					-212,932,701.45	-----	-----	-----	182,515,954.55	-395,448,656.00
SUBTOTAL	95			4054	-0-	-----	52,614,947.00	-144,399,362.47	197,014,309.47	-0-
UNITED STATES ENRICHMENT CORPORATION FUND					-----	-----	52,614,947.00	-144,399,362.47	197,014,309.47	-----

APPROPRIATION, OUTLAYS, AND BALANCES - Continued

Appropriation or Fund Account		Account Symbol			Balances beginning of fiscal year	Appropriations and other obligational authority <sup>1</sup>	Transfers borrowings and investments (net) <sup>2</sup>	Outlays (net)	Balances withdrawn and other transactions <sup>3</sup>	Balances end of fiscal year <sup>4</sup>
Title	Period of Availability	Dept Reg	Tr Frm	Account No						
<b>UNITED STATES HOLOCAUST MEMORIAL COUNCIL</b>										
<b>GENERAL FUND ACCOUNTS</b>										
HOLOCAUST MEMORIAL COUNCIL FUND RESOURCES										
UNDISBURSED FUNDS	1994	95		3300	---	\$21,679,000.00	-\$1,000.00	\$15,029,758.27	---	\$6,648,241.73
	1993				\$3,083,291.23	---	2,500.00	2,211,113.68	---	874,677.55
	1992				562,069.35	---	---	179,875.78	---	382,193.57
	1991				16,349.46	---	---	2,457.16	---	13,892.30
	1990				50,926.58	---	---	---	---	50,926.58
	1989				\$2,569.04	---	---	---	\$2,569.04	---
FUNDS HELD OUTSIDE THE TREASURY					---	---	1,000.00	---	---	1,000.00
ACCOUNTS RECEIVABLE	1993				2,500.00	---	-2,500.00	---	---	---
FUND EQUITIES:					25,053.62	---	---	---	-78,891.54	103,945.16
UNOBLIGATED BALANCE					-86,550.36	---	---	---	295,905.44	-382,455.80
ACCOUNTS PAYABLE					-1,352,961.02	---	---	---	384,891.14	-1,737,852.16
UNDELIVERED ORDERS					-2,303,247.90	---	---	---	3,651,321.03	-5,954,568.93
	SUBTOTAL	95		3300	0-	21,679,000.00	---	17,423,204.89	4,255,795.11	0-
TOTAL, UNITED STATES HOLOCAUST MEMORIAL COUNCIL					---	21,679,000.00	---	17,423,204.89	4,255,795.11	---
<b>UNITED STATES INFORMATION AGENCY</b>										
<b>GENERAL FUND ACCOUNTS</b>										
SALARIES AND EXPENSES, UNITED STATES INFORMATION AGENCY FUND RESOURCES										
UNDISBURSED FUNDS	1994	67		0201	---	726,746,010.00	-1,925,178.98	618,786,631.88	---	106,034,199.14
	1993-94				4,926,741.00	-1,000,000.00	---	2,427,871.71	---	1,496,869.29
	1993				113,960,319.16	---	65,178.98	94,205,934.79	---	19,819,563.35
	1992				16,279,892.74	---	---	4,198,619.37	---	12,081,273.37
	1991				11,021,133.05	---	---	1,675,642.36	---	9,345,490.69
	1990				5,880,961.79	---	---	3,258,795.50	---	2,622,166.29
	1989				4,822,151.23	---	---	3,133,389.36	1,688,761.87	---
TRANSFER TO: DEPARTMENT OF STATE	NO YEAR				6,251,003.85	5,589,390.00	---	1,963,645.81	---	9,876,748.04
	1994	19	67	0201	---	---	1,860,000.00	106,190.00	---	1,753,810.00
	1993				1,716,866.45	---	---	1,234,117.30	---	482,749.15
	1992				339,856.68	---	---	295,351.52	---	44,505.16
	1991				74,756.41	---	---	50,314.85	---	24,441.56
	1990				119,316.13	---	---	18,535.32	---	100,780.81
	1989				-7,720.82	---	---	---	---	-7,720.82
FUNDS HELD OUTSIDE THE TREASURY					---	---	65,178.98	---	---	65,178.98
ACCOUNTS RECEIVABLE	1993				65,178.98	---	-65,178.98	---	---	---
FUND EQUITIES:					4,062,092.92	---	---	---	-3,481,781.68	7,543,874.60
UNOBLIGATED BALANCE					-30,193,966.68	---	---	---	3,174,531.40	-33,368,498.08
ACCOUNTS PAYABLE					-7,984,495.34	---	---	---	676,057.67	-8,660,553.01
UNDELIVERED ORDERS					-131,334,087.55	---	---	---	-2,077,209.03	-129,256,878.52
	SUBTOTAL	67		0201	0-	731,335,400.00	---	731,355,039.77	-19,639.77	0-
EAST-WEST CENTER, UNITED STATES INFORMATION AGENCY FUND RESOURCES:										
UNDISBURSED FUNDS	1994	67		0202	---	26,000,000.00	---	21,561,000.00	---	4,439,000.00
	1993				1,753,000.00	---	---	4,492,000.00	---	-2,739,000.00
	1992				100.00	---	---	---	---	100.00
	1991				19,592.54	---	---	---	---	19,592.54
ACCOUNTS RECEIVABLE					---	---	---	---	---	---
FUND EQUITIES:					---	---	---	---	-2,739,000.00	2,739,000.00
UNOBLIGATED BALANCE					-18,733.54	---	---	---	---	-18,733.54
ACCOUNTS PAYABLE					---	---	---	---	2,739,000.00	-2,739,000.00
UNDELIVERED ORDERS					-1,753,959.00	---	---	---	-53,000.00	-1,700,959.00
	SUBTOTAL	67		0202	0-	26,000,000.00	---	26,053,000.00	-53,000.00	0-
NORTH-SOUTH CENTER, UNITED STATES INFORMATION AGENCY FUND RESOURCES:										
UNDISBURSED FUNDS	NO YEAR	67		0203	6,910,500.00	7,700,000.00	---	3,429,000.00	---	11,181,500.00
FUND EQUITIES:					---	---	---	---	---	---
UNDELIVERED ORDERS					-6,910,500.00	---	---	---	---	-6,910,500.00
	SUBTOTAL	67		0203	0-	7,700,000.00	---	3,429,000.00	4,271,000.00	-11,181,500.00
					---	---	---	4,271,000.00	4,271,000.00	0-

**APPROPRIATION, OUTLAYS, AND BALANCES - Continued**

Appropriation or Fund Account Title	Period of Availability	Account Symbol		Balances beginning of fiscal year	Appropriations and other obligational authority <sup>1</sup>	Transfers borrowings and investments (net) <sup>2</sup>	Outlays (net)	Balances withdrawn and other transactions <sup>3</sup>	Balances end or fiscal year <sup>4</sup>	
		Dept. Reg	Tr Fin							Account No.
RADIO CONSTRUCTION, UNITED STATES INFORMATION AGENCY FUND RESOURCES:										
UNDISBURSED FUNDS	NO YEAR	67		0204	158,150,413.33	73,164,000.00	-3,273,282.45	95,486,858.91	----- 132,554,271.97	
TRANSFER TO:										
CORPS OF ENGINEERS	NO YEAR	96	67	0204	10,364,842.58	-----	3,273,282.45	7,997,067.09	----- 5,641,057.94	
ACCOUNTS RECEIVABLE					28,374.64	-----	-----	21,935.28	----- 6,439.36	
FUND EQUITIES:										
UNOBLIGATED BALANCE					-50,895,167.29	-----	-----	-15,940,563.27	----- -34,954,604.02	
ACCOUNTS PAYABLE					-1,388,443.66	-----	-----	-1,369,633.90	----- -18,809.76	
UNDELIVERED ORDERS					-116,260,019.60	-----	-----	-13,031,664.11	----- -103,228,355.49	
SUBTOTAL		67		0204	-0-	73,164,000.00	103,483,926.00	-30,319,926.00	-0-	
SALARIES AND EXPENSES, SPECIAL FOREIGN CURRENCY PROGRAM, UNITED STATES INFORMATION AGENCY FUND RESOURCES:										
UNDISBURSED FUNDS										
TRANSFER TO:										
STATE	NO YEAR	19	67	0205	16,192.37	-----	-----	-----	----- 16,192.37	
ACCOUNTS RECEIVABLE					4,000.00	-----	-----	-----	----- 4,000.00	
FUND EQUITIES:										
ACCOUNTS PAYABLE					-20,192.37	-----	-----	-----	----- -20,192.37	
SUBTOTAL		67		0205	-0-	-----	-----	-----	-0-	
RADIO BROADCASTING TO CUBA, UNITED STATES INFORMATION AGENCY FUND RESOURCES:										
UNDISBURSED FUNDS	1989 NO YEAR	67		0208	415,654.93	-----	-----	415,654.93	----- -----	
ACCOUNTS RECEIVABLE					12,743,015.02	21,000,000.00	26,958,093.55	-----	6,784,921.47	
FUND EQUITIES:										
UNOBLIGATED BALANCE					-10,248,746.47	-----	-----	-6,315,924.15	----- -3,932,822.32	
ACCOUNTS PAYABLE					-516,123.02	-----	-----	59,471.45	----- -575,594.47	
UNDELIVERED ORDERS					-2,413,964.91	-----	-----	-129,121.42	----- -2,284,843.49	
SUBTOTAL		67		0208	-0-	21,000,000.00	26,958,093.55	-5,958,093.55	-0-	
EDUCATIONAL AND CULTURAL EXCHANGE PROGRAMS, UNITED STATES INFORMATION AGENCY FUND RESOURCES:										
UNDISBURSED FUNDS	1994 1993 1992 1991 1990 1989 NO YEAR	67		0209	----- -8,371.95 -60,741.12 11,464,418.77 879,555.81 8,293,819.98 161,205,435.48 178,667.23	----- ----- ----- ----- ----- 366,814,600.00	----- ----- ----- ----- ----- ----- 235,265,035.26	7,207.58 -8,371.95 -60,741.12 3,564,437.45 -3,915,201.71 3,136,928.70 235,265,035.26	----- ----- ----- ----- ----- 5,156,891.28 91,056.46	----- ----- ----- ----- ----- ----- 292,755,000.22 87,610.77
ACCOUNTS RECEIVABLE										
FUND EQUITIES:										
UNOBLIGATED BALANCE					-6,137,202.91	-----	-----	48,935,335.19	----- -55,072,538.10	
ACCOUNTS PAYABLE					-125,528.46	-----	-----	-118,320.88	----- -7,207.58	
UNDELIVERED ORDERS					-175,690,052.83	-----	-----	74,760,343.74	----- -250,450,396.57	
SUBTOTAL		67		0209	-0-	366,814,600.00	237,989,294.21	128,825,305.79	-0-	
NATIONAL ENDOWMENT FOR DEMOCRACY, UNITED STATES INFORMATION AGENCY FUND RESOURCES:										
UNDISBURSED FUNDS	1991 1990 1989 NO YEAR	67		0210	981,156.10 8,188.91 52,659.25 20,356,751.00	----- ----- ----- 35,000,000.00	----- ----- ----- -----	521,379.33 -10,774.90 -34,057.00 31,009,372.38	----- ----- 86,716.25 -766.10	----- ----- ----- 24,347,378.62 766.10
ACCOUNTS RECEIVABLE										
FUND EQUITIES:										
UNOBLIGATED BALANCE					-62,009.26	-----	-----	-41,118.25	----- -20,891.01	
UNDELIVERED ORDERS					-21,336,746.00	-----	-----	3,469,248.29	----- -24,805,994.29	
SUBTOTAL		67		0210	-0-	35,000,000.00	31,485,919.81	3,514,080.19	-0-	
RUSSIAN FAR EAST TECHNICAL ASSISTANCE CENTER, UNITED STATES INFORMATION AGENCY FUND RESOURCES:										
UNDISBURSED FUNDS	NO YEAR	67		0211	2,000,000.00	-----	582,363.84	-----	----- 1,417,636.16	
FUND EQUITIES:										
UNOBLIGATED BALANCE					-2,000,000.00	-----	-----	-2,000,000.00	----- -----	
UNDELIVERED ORDERS					-----	-----	-----	1,417,636.16	----- -1,417,636.16	
SUBTOTAL		67		0211	-0-	-----	582,363.84	-582,363.84	-0-	

FOOTNOTES AT END OF CHAPTER

APPROPRIATION, OUTLAYS, AND BALANCES - Continued

Appropriation or Fund Account		Account Symbol			Balances beginning of fiscal year	Appropriations and other obligational authority <sup>1</sup>	Transfers borrowings and investments (net) <sup>2</sup>	Outlays (net)	Balances withdrawn and other transactions <sup>3</sup>	Balances and or fiscal year <sup>4</sup>
Title	Period of Availability	Dept. Reg	Account No.	Sub No.						
<b>UNITED STATES INFORMATION AGENCY-CONTINUED</b>										
<b>GENERAL FUND ACCOUNTS-CONTINUED</b>										
OFFICE OF THE INSPECTOR GENERAL, UNITED STATES INFORMATION AGENCY FUND RESOURCES:										
UNDISBURSED FUNDS	1994	67	0300		---	\$4,247,000.00	---	\$3,566,333.06	---	\$680,666.94
	1993				\$838,635.76	---	---	430,592.63	---	408,043.13
	1992				621,131.86	---	---	23,965.05	---	597,176.81
	1991				430,810.18	---	---	---	---	430,810.18
	1990				114,482.28	---	---	---	---	114,482.28
					12,366.11	---	---	---	\$10,452.50	1,913.61
ACCOUNTS RECEIVABLE										
FUND EQUITIES:										
UNOBLIGATED BALANCE					-1,178,199.32	---	---	---	152,364.33	-1,330,563.65
ACCOUNTS PAYABLE					-121,554.14	---	---	---	-121,554.14	---
UNDELIVERED ORDERS					-717,672.73	---	---	---	184,856.57	-902,529.30
SUBTOTAL	67	0300			-0-	4,247,000.00	---	4,020,880.74	226,119.26	-0-
<b>TRUST FUND ACCOUNTS</b>										
TRUST FUNDS, UNITED STATES INFORMATION AGENCY FUND RESOURCES:										
UNDISBURSED FUNDS	NO YEAR	67	8167		5,970,818.99	1,443,706.74	\$84,535.44	1,483,159.59	---	6,015,901.58
UNREALIZED DISCOUNT ON INVESTMENTS					---	---	-84,535.44	---	---	-84,535.44
ACCOUNTS RECEIVABLE					347.37	---	---	---	---	347.37
FUND EQUITIES:										
UNOBLIGATED BALANCE					-2,832,727.49	---	---	---	137,100.19	-2,969,827.68
UNDELIVERED ORDERS					-3,138,438.87	---	---	---	-176,553.04	-2,961,885.83
SUBTOTAL	67	8167			-0-	1,443,706.74	---	1,483,159.59	-39,452.85	-0-
ISRAELI ARAB SCHOLARSHIP PROGRAM, UNITED STATES INFORMATION AGENCY FUND RESOURCES:										
UNDISBURSED FUNDS	NO YEAR	67	8271		405,661.38	322,347.39	124,475.71	182,319.25	---	670,165.23
UNREALIZED DISCOUNT ON INVESTMENTS					---	---	-14,475.71	---	---	-14,475.71
INVESTMENTS IN PUBLIC DEBT SECURITIES					4,960,000.00	---	-110,000.00	---	---	4,850,000.00
FUND EQUITIES:										
UNOBLIGATED BALANCE					-5,229,029.29	---	---	---	18,205.23	-5,247,234.52
UNDELIVERED ORDERS					-136,632.09	---	---	---	121,822.91	-258,455.00
SUBTOTAL	67	8271			-0-	322,347.39	---	182,319.25	140,028.14	-0-
EASTERN EUROPE STUDENT EXCHANGE ENDOWMENT FUND, UNITED STATES INFORMATION AGENCY FUND RESOURCES:										
UNDISBURSED FUNDS	NO YEAR	67	8272		1,022,783.12	---	---	441,135.00	---	581,648.12
FUND EQUITIES:										
UNOBLIGATED BALANCE					-1,282.12	---	---	---	---	-1,282.12
UNDELIVERED ORDERS					-1,021,501.00	---	---	---	-441,135.00	-580,366.00
SUBTOTAL	67	8272			-0-	---	---	441,135.00	-441,135.00	-0-
PAYMENT TO THE EISENHOWER EXCHANGE FELLOWSHIP PROGRAM TRUST FUND FUND RESOURCES:										
UNDISBURSED FUNDS	NO YEAR	95	8276		3,580.15	936,139.27	-622,962.33	305,522.00	---	11,235.09
UNREALIZED DISCOUNT ON INVESTMENTS					---	---	-3,037.67	---	---	-3,037.67
INVESTMENTS IN PUBLIC DEBT SECURITIES					4,869,000.00	---	626,000.00	---	---	5,495,000.00
FUND EQUITIES:										
UNOBLIGATED BALANCE					-4,872,580.15	---	---	---	630,617.27	-5,503,197.42
SUBTOTAL	95	8276			-0-	936,139.27	---	305,522.00	630,617.27	-0-
FOREIGN SERVICE NATIONAL SEPARATION LIABILITY TRUST FUNDS, UNITED STATES INFORMATION AGENCY FUND RESOURCES:										
UNDISBURSED FUNDS	NO YEAR	67	8341		2,884,606.07	5,634,176.00	---	3,322,368.13	---	5,196,413.94
FUND EQUITIES:										
UNOBLIGATED BALANCE					-1,610,155.04	---	---	---	2,257,970.11	-3,868,125.15
UNDELIVERED ORDERS					-1,274,451.03	---	---	---	53,837.76	-1,328,288.79
SUBTOTAL	67	8341			-0-	5,634,176.00	---	3,322,368.13	2,311,807.87	-0-

**APPROPRIATION, OUTLAYS, AND BALANCES - Continued**

Appropriation or Fund Account Title	Period of Availability	Account Symbol		Balances beginning of fiscal year	Appropriations and other obligational authority <sup>1</sup>	Transfers borrowings and investments (net) <sup>2</sup>	Outlays (net)	Balances withdrawn and other transactions <sup>3</sup>	Balances end or fiscal year <sup>4</sup>
		Dept. Reg	Account No.						
<b>DEDUCTIONS FOR OFFSETTING RECEIPTS</b>									
PROPRIETARY RECEIPTS FROM THE PUBLIC				-----	-128,596.57	-----	-128,596.57	-----	-----
INTRABUDGETARY TRANSACTIONS				-----	-5,634,176.00	-----	-5,634,176.00	-----	-----
TOTAL, UNITED STATES INFORMATION AGENCY .....				-----	1,267,834,596.83	-----	1,165,329,249.32	102,505,347.51	-----
<b>UNITED STATES INSTITUTE OF PEACE</b>									
<b>GENERAL FUND ACCOUNTS</b>									
OPERATING EXPENSES, UNITED STATES INSTITUTE OF PEACE FUND RESOURCES:									
UNDISBURSED FUNDS	NO YEAR	95	1300	637,473.28	10,912,000.00	-----	10,794,185.39	-----	755,287.89
ACCOUNTS RECEIVABLE				153,359.79	-----	-----	297.08	-----	153,062.71
FUND EQUITIES:									
UNOBLIGATED BALANCE				-179,159.13	-----	-----	-----	-74,785.51	-104,373.62
ACCOUNTS PAYABLE				-386,128.72	-----	-----	-----	130,678.92	-516,807.64
UNDELIVERED ORDERS				-225,545.22	-----	-----	-----	61,624.12	-287,169.34
SUBTOTAL		95	1300	-0-	10,912,000.00	-----	10,794,185.39	117,814.61	-0-
TOTAL, UNITED STATES INSTITUTE OF PEACE .....				-----	10,912,000.00	-----	10,794,185.39	117,814.61	-----
<b>WASHINGTON METROPOLITAN AREA TRANSIT AUTHORITY</b>									
<b>GENERAL FUND ACCOUNTS</b>									
INTEREST PAYMENTS, WASHINGTON METROPOLITAN AREA TRANSIT AUTHORITY FUND RESOURCES:									
UNDISBURSED FUNDS	NO YEAR	46	0300	25,130,520.58	51,663,569.00	-59,000,000.00	-13,651,207.77	-----	31,445,297.35
FUND EQUITIES:									
UNOBLIGATED BALANCE				.12	-----	-----	-----	6,199,250.12	-6,199,250.24
UNDELIVERED ORDERS				-25,130,520.46	-----	-----	-----	115,526.65	-25,246,047.11
SUBTOTAL		46	0300	-0-	51,663,569.00	-59,000,000.00	-13,651,207.77	6,314,776.77	-0-
TOTAL, WASHINGTON METROPOLITAN AREA TRANSIT AUTHORITY .....				-----	51,663,569.00	-59,000,000.00	-13,651,207.77	6,314,776.77	-----

FOOTNOTES AT END OF CHAPTER

**APPROPRIATION, OUTLAYS, AND BALANCES - Continued**

Appropriation or Fund Account Title	Period of Availability	Account Symbol		Balances beginning of fiscal year	Appropriations and other obligational authority <sup>1</sup>	Transfers borrowings and investments (net) <sup>2</sup>	Outlays (net)	Balances withdrawn and other transactions <sup>3</sup>	Balances end or fiscal year <sup>4</sup>
		Dept. Reg	Tr Fm						
<b>WATER RESOURCES COUNCIL</b>									
<b>GENERAL FUND ACCOUNTS</b>									
WATER RESOURCES PLANNING, WATER RESOURCES COUNCIL FUND RESOURCES:									
UNDISBURSED FUNDS	NO YEAR	85	0100	\$1,705,854.99	-----	-----	-----	\$1,705,854.99	-----
FUND EQUITIES:									
UNOBLIGATED BALANCE				-1,705,854.99	-----	-----	-----	-1,705,854.99	-----
SUBTOTAL		85	0100	-0-	-----	-----	-----	-0-	-----
TOTAL, WATER RESOURCES COUNCIL				-----	-----	-----	-----	-----	-----
TOTAL, INDEPENDENT AGENCIES				3,216,887,755.43	\$35,198,419,398.98	-\$9,732,473,813.73	\$11,524,661,274.93	15,620,435,178.65	\$1,537,736,887.10
<b>MEMORANDUM</b>									
<b>FINANCING ACCOUNTS</b>									
<b>PUBLIC ENTERPRISE FUNDS</b>									
DIRECT LOAN FINANCING ACCOUNT, EXPORT IMPORT BANK FUND RESOURCES:									
UNDISBURSED FUNDS	NO YEAR	83	4161	-2,046,908.74	-----	2,245,841,284.19	425,640,287.44	-----	1,818,154,088.01
AUTHORITY TO BORROW FROM THE TREASURY				2,251,200,166.73	2,505,926,699.26	-----	-----	-----	4,757,126,865.99
ACCOUNTS RECEIVABLE				6,388,612.42	-----	-----	-----	-----	93,707,596.54
FUND EQUITIES:									
UNOBLIGATED BALANCE				2,046,908.74	-----	-----	-----	1,820,200,996.75	-1,818,154,088.01
ACCOUNTS PAYABLE				-144,668,881.82	-----	-----	-----	393,309,769.60	-537,978,651.42
UNDELIVERED ORDERS				-2,112,919,897.33	-----	-----	-----	2,199,935,913.78	-4,312,855,811.11
SUBTOTAL		83	4161	-0-	2,505,926,699.26	2,245,841,284.19	425,640,287.44	4,326,127,696.01	-0-
GUARANTEED LOAN FINANCING ACCOUNT, EXPORT IMPORT BANK FUND RESOURCES:									
UNDISBURSED FUNDS	NO YEAR	83	4162	458,287,408.05	-----	-----	-458,524,588.79	-----	916,811,996.84
FUND EQUITIES:									
UNDELIVERED ORDERS				-458,287,408.05	-----	-----	-----	458,524,588.79	-916,811,996.84
SUBTOTAL		83	4162	-0-	-----	-----	-458,524,588.79	458,524,588.79	-0-
DISASTER ASSISTANCE DIRECT LOAN FINANCING ACCOUNT, FEDERAL EMERGENCY MANAGEMENT AGENCY FUND RESOURCES:									
UNDISBURSED FUNDS	NO YEAR	58	4234	-202,799.54	-----	44,775,251.26	24,047,687.71	-----	20,524,764.01
ACCOUNTS RECEIVABLE				27,417,579.29	-----	-----	-----	27,308,356.91	109,222.38
FUND EQUITIES:									
ACCOUNTS PAYABLE				-----	-----	-----	-----	10,283,595.87	-10,283,595.87
UNDELIVERED ORDERS				-27,214,779.75	-----	-----	-----	-16,864,389.23	-10,350,390.52
SUBTOTAL		58	4234	-0-	-----	44,775,251.26	24,047,687.71	20,727,563.55	-0-
TOTAL, FINANCING ACCOUNTS				-----	2,505,926,699.26	2,290,616,535.45	-8,836,613.64	4,805,379,848.35	-----

**APPROPRIATION, OUTLAYS, AND BALANCES—Continued**

**FOOTNOTES**

- 1 The amounts in this column, unless otherwise footnoted, represent appropriations, increases and rescissions in borrowing authority or new contract authority. Appropriation accounts with appropriation transfer activity are presented in Table 1 (Appropriations and Appropriation Transfers) at the end of the chapter.
- 2 The amounts in this column, unless otherwise footnoted, represent transfers—other than appropriation transfers, borrowings (gross), investments (net), unrealized discounts or agent cashier funds.
- 3 The amounts in this column, unless otherwise footnoted, represent obligated balances canceled for fiscal year 1989 pursuant to 31 U.S.C. 1553, changes in unfilled customer orders, accounts receivable, accounts payable, undelivered orders, unobligated balances and adjustments to borrowing and contract authority.
- 4 Unobligated balances for no-year or unexpired multiple year accounts are available for obligation; unobligated balances for expired fiscal year accounts are not available for obligation.
- 5 Subject to disposition by the administrative agency.
- 6 Includes \$58,799.98 which represents payments for obligations of a closed account.
- 7 Includes \$28,686,735.89 which is subject to disposition by the administrative agency.
- 8 Includes \$1,868,154,000.00 which represents payments of borrowings from the Federal Financing Bank in lieu of issuance of agency debt.
- 9 Includes \$13,006,907.20 which is covered by investments.

10 The opening balances of the following accounts have been adjusted during the current fiscal year and do not agree with last year's closing balances:

<u>Account</u>	<u>Amount</u>
18X4020.2	-\$274,918,100.00
18X4020.2-Subtotal	-274,918,100.00
51X4065-Authority to Borrow	683,455,202.16
From the	
Treasury and the Public	
Accounts Payable	-683,455,202.16
56X0104	-803,829.18
Unobligated Balance	803,829.18
78X4134-Unrealized Discount	-62,996,009.00
78X4134-Funds Held Outside the	
Treasury	-4,659,805.66
78X4134-Authority to Borrow	
from the Public	1,261,000,000.00
78X4134-Investment in Public	
Debt Securities	20,266,000.00
Unobligated Balance	-1,213,610,185.34

- 11 Represents a rebate of stock purchase.
- 12 Includes \$124,695,861.87 which is covered by investments.
- 13 Includes \$1,219,268,649.08 which is covered by investments.
- 14 Includes \$13,000.00 which is unobligated—unavailable pursuant to Public Law 102-141.
- 15 Represents capital transfer to miscellaneous receipts.
- 16 Includes \$93,317,633.31 which is covered by investments.
- 17 Includes \$248,263.28 which is subject to disposition by the administrative agency.
- 18 Includes \$18,720.88 which is covered by investments.
- 19 Includes \$88,444.97 which is covered by investments.
- 20 Includes \$3,397,393.13 which represents redemption of Government agency securities.
- 21 Includes \$26,328,568.20 which is covered by investments.
- 22 Includes \$76,629.68 which is covered by investments.



FOOTNOTES

- 23 Includes \$4,029,709.30 which is covered by investments.
- 24 Includes \$9,305,911.67 which is covered by investments.
- 25 Includes \$79,048,364.74 which is covered by investments.
- 26 The year-end closing statement for Postal Service is not available: therefore, balances withdrawn, fund resources and obligation data are not included.
- 27 Includes \$758,400,000.00 which represents net repayments of borrowings from the Federal Financing Bank in lieu of issuance of agency debt.
- 28 Excludes activity which represents "Net Proceeds from Sales and Withholdings for Savings Bonds" which will be accounted for as a deposit fund liability.
- 29 Represents:

Domestic Postal Money Orders:	
Paid	\$23,429,464,972.26
Issued	23,610,169,568.94
Foreign Postal Money Orders:	
Paid	35,759,480.62
Issued	37,205,719.65
Net Postal Orders	<u><u>-\$182,150,835.71</u></u>

- 30 Excludes \$14,487,524.77 refund of taxes.
- 31 Includes \$98,494,683.56 which represents net borrowings from the U.S. Treasury.
- 32 Includes \$110,392,691.19 which is covered by investments.
- 33 Excludes \$28,251,070.98 refund of taxes.
- 34 Excludes \$1,699,433.61 refund of taxes.
- 34 Excludes \$1,699,433.61 refund of taxes.
- 35 Includes \$1,817,138.50 which is covered by investments.
- 36 Includes \$23,536.30 which is unobligated — unavailable.
- 37 Includes repayments of borrowings from the Federal Financing Bank in lieu of issuance of agency debt for \$2,925,000,000.00 and net sale of Government agency securities for \$4,446,454,000.00.
- 38 Includes net borrowings from the Federal Financing Bank in lieu of issuance of agency debt for \$487,666,666.67 and redemption of Government agency securities for \$546,666,666.67.

**APPROPRIATION, OUTLAYS, AND BALANCES—Continued**

**FOOTNOTES**

**TABLE 1-APPROPRIATIONS AND APPROPRIATION TRANSFERS-INDEPENDENT AGENCIES**

ACCOUNT SYMBOL	NET APPROPRIATIONS AND APPROPRIATION TRANSFERS	APPROPRIATION AMOUNT	NET APPROPRIATION TRANSFERS	ACCOUNTS INVOLVED	AMOUNT FROM OR TO (-)	CITATIONS OF LAW
20X0501	\$650,000.00	\$0.00	\$650,000.00	11X0033	\$650,000.00	108 STAT 14
31X0200	535,700,000.00	13,424,360.31	522,275,639.69	11X1093	5,500,000.00	22 USC 2392
				31X5280	494,775,639.69	107 STAT 1332
				89X5227	22,000,000.00	107 STAT 1332
31X0300	4,800,000.00	0.00	4,800,000.00	31X5280	4,800,000.00	107 STAT 1332
31X5280	-499,575,639.69	0.00	-499,575,639.69	31X0200	-494,775,639.69	107 STAT 1332
				31X0300	-4,800,000.00	107 STAT 1332
33X0100	24,346,000.00	0.00	24,346,000.00	3340100	24,346,000.00	107 STAT 1411
3340100	278,003,000.00	302,349,000.00	-24,346,000.00	33X0100	-24,346,000.00	107 STAT 1411
33X0200	3,026,000.00	0.00	3,026,000.00	3340200	3,026,000.00	107 STAT 1412
3340200	48,882,000.00	51,908,000.00	-3,026,000.00	33X0200	-3,026,000.00	107 STAT 1412
42X0102	4,539,000.00	4,289,000.00	250,000.00	47X4542.001	250,000.00	101 STAT 740
48X0057	-500,000.00	0.00	-500,000.00	95X0650	-500,000.00	107 STAT 1181
48X0500	2,160,000.00	0.00	2,160,000.00	89X5227	2,160,000.00	107 STAT 1333
5830100	-1,000,000.00	0.00	-1,000,000.00	5830300	-1,000,000.00	106 STAT 1605-06
58X0104	5,000,905,000.00	5,001,000,000.00	-95,000.00	5830105	-95,000.00	106SATAT1604
5830105	95,000.00	0.00	95,000.00	58X0104	95,000.00	106 STAT 1604
5830300	1,000,000.00	0.00	1,000,000.00	5830100	1,000,000.00	106 STAT 1605-06
60X8010	-23,405,693.06	0.00	-23,405,693.06	6048018	-1,568,000.00	107 STAT 1082
				6038018	-41,000.00	106 STAT 1792
				6028018	-2,000.00	105 STAT 1139
				6098018	1,134.13	102 STAT 1711
				6048236	-896,000.00	107 STAT 1082
				6038236	-2,000.00	106 STAT 1792
				6048237	-20,784,000.00	107 STAT 1082
				6038237	-98,000.00	106 STAT 1792
				6028237	-14,000.00	105 STAT 1139
				6018237	-2,000.00	104 STAT 2219
				6008237	-10,000.00	103 STAT 1188
				6098237	10,172.81	102 STAT 1711
60X8011	-83,967,337.00	0.00	-83,967,337.00	20X8042	-34,250,825.20	45 USC 231N
				6048018	-2,980,000.00	107 STAT 1082
				6038018	529,000.00	106 STAT 1792
				6028018	-25,000.00	105 STAT 1139
				6008018	-2,000.00	103 STAT 1188
				6098018	1,299.36	102 STAT 1711
				6048236	-1,782,000.00	107 STAT 1082
				6038236	-138,000.00	106 STAT 1792
				6048237	-42,218,000.00	107 STAT 1082
				6038237	-3,074,000.00	106 STAT 1792
				6028237	-26,000.00	105 STAT 1139
				6018237	-4,000.00	104 STAT 2219
				6008237	-10,000.00	103 STAT 1188
				6098237	12,188.84	102 STAT 1711
60X8012	-2,244,918.86	0.00	-2,244,918.86	6048018	-149,000.00	107 STAT 1082
				6038018	-12,000.00	106 STAT 1792
				6098018	70.10	102 STAT 1711
				6048236	-88,500.00	107 STAT 1082
				6038236	-1,300.00	106 STAT 1792
				6048237	-1,948,000.00	107 STAT 1082

FOOTNOTES

ACCOUNT SYMBOL	NET APPROPRIATIONS AND APPROPRIATION TRANSFERS	APPROPRIATION AMOUNT	NET APPROPRIATION TRANSFERS	ACCOUNTS INVOLVED	AMOUNT FROM OR TO (-)	CITATIONS OF LAW
6048018	6,021,000.00	0.00	6,021,000.00	6038237 6098237 20X8042 60X8010 60X8011 60X8012	-47,000.00 811.04 1,324,000.00 1,568,000.00 2,980,000.00 149,000.00	106 STAT 1792 102 STAT 1711 42 USC 1104 107 STAT 1082 107 STAT 1082 107 STA, 1082
6038018	-388,000.00	0.00	-388,000.00	20X8042 60X8010 60X8011 60X8012	118,000.00 41,000.00 -559,000.00 12,000.00	42 USC 1104 106 STAT 1792 106 STAT 1792 106 STAT 1792
6028018	40,000.00	0.00	40,000.00	20X8042 60X8010 60X8011	13,000.00 2,000.00 25,000.00	42 USC 1104 105 STAT 1139 105 STAT 1139
6008018 6098018	2,000.00 -2,503.59	0.00 0.00	2,000.00 -2,503.59	60X8011 60X8010 60X8011 60X8012	2,000.00 -1,134.13 -1,299.36 -70.10	103 STAT 1188 102 STAT 1711 102 STAT 1711 102 STAT 1711
6048236	2,931,500.00	0.00	2,931,500.00	20X8042 60X8010 60X8011 60X8012	165,000.00 896,000.00 1,782,000.00 88,500.00	42 USC 1104 107 STAT 1082 107 STAT 1082 107 STAT 1082
6038236	141,900.00	0.00	141,900.00	20X8042 60X8010 60X8011 60X8012	600.00 2,000.00 138,000.00 1,300.00	42 USC 1104 106 STAT 1792 106 STAT 1792 106 STAT 1792
6048237	64,950,000.00	0.00	64,950,000.00	60X8010 60X8011 60X8012	20,784,000.00 42,218,000.00 1,948,000.00	107 STAT 1082 107 STAT 1082 107 STAT 1082
6038237	3,219,000.00	0.00	3,219,000.00	60X8010 60X8011 60X8012	98,000.00 3,074,000.00 47,000.00	106 STAT 1792 106 STAT 1792 106 STAT 1792
6028237	40,000.00	0.00	40,000.00	60X8010 60X8011	14,000.00 26,000.00	105 STAT 1139 105 STAT 1139
6018237	6,000.00	0.00	6,000.00	60X8010 60X8011	2,000.00 4,000.00	104 STAT 2219 104 STAT 2219
6008237	20,000.00	0.00	20,000.00	60X8010 60X8011	10,000.00 10,000.00	103 STAT 1188 103 STAT 1188
6098237	-23,172.69	0.00	-23,172.69	60X8010 60X8011 60X8012	-10,172.81 -12,188.84 -811.04	102 STAT 1711 102 STAT 1711 102 STAT 1711
64X0110 64X4110 67X0201	0.00 140,473,000.00 5,589,390.00	140,473,000.00 0.00 -2,000,000.00	-140,473,000.00 140,473,000.00 7,589,390.00	64X4110 64X0110 11X1010 11X1093 6740201 67X0201 11X1093	-140,473,000.00 140,473,000.00 2,000,000.00 2,335,400.00 3,253,990.00 -3,253,990.00 125,664,600.00	16 USC 831 16 USC 831 22 USC 2392 22 USC 2392 108 STAT 16 108 STAT 16 22 USC 2392
6740201 67X0209 74X0100 74X0101 74X0101 83X0100 8330100 8330100 834/50100	726,746,010.00 366,814,600.00 19,286,311.50 924,688.50 924,688.50 125,351,000.00 -121,351,000.00 987,000,000.00	730,000,000.00 241,150,000.00 20,211,000.00 0.00 924,688.50 4,000,000.00 0.00 1,000,000,000.00	-3,253,990.00 125,664,600.00 -924,688.50 924,688.50 121,351,000.00 -121,351,000.00 -13,000,000.00	74X0101 74X0100 8330100 8330100 11X1001	-924,688.50 924,688.50 121,351,000.00 -121,351,000.00 -1,000,000.00	36 USC 138C 36 USC 138C 106 STAT 1655,1656 106 STAT 1655,1656 108 STAT 1623

**APPROPRIATION, OUTLAYS, AND BALANCES—Continued**

**FOOTNOTES**

ACCOUNT SYMBOL	NET APPROPRIATIONS AND APPROPRIATION TRANSFERS	APPROPRIATION AMOUNT	NET APPROPRIATION TRANSFERS	ACCOUNTS INVOLVED	AMOUNT FROM OR TO (-)	CITATIONS OF LAW
954/50300	790,000.00	0.00	790,000.00	714/50100	-12,000,000.00	108 STAT 1623
9540300	8,369,000.00	9,159,000.00	-790,000.00	9540300	790,000.00	107 STAT 1292
954/52550	2,000,000.00	0.00	2,000,000.00	954/50300	-790,000.00	107 STAT 1292
954/52650	3,000,000.00	0.00	3,000,000.00	914/50500	2,000,000.00	107 STAT 1107
95X2720	3,800,000.00	0.00	3,800,000.00	914/50500	3,000,000.00	107 STAT 1107
954/52720	365,000,000.00	365,000,000.00	0.00	11X0033	3,800,000.00	108 STAT 14
				11X0033	0.00	108 STAT 14
TOTALS	\$8,004,163,135.11	\$7,880,963,360.31	\$123,199,774.80		\$123,199,774.80	



**Accounts with Negative Balances  
at end of Fiscal Year 1994**

## ACCOUNTS WITH NEGATIVE BALANCES

Appropriation or Fund Account	Account Symbol	Balances September 30, 1993	Appropriations and other obligatory authority
<b>LEGISLATIVE BRANCH:</b>			
<b>SENATE:</b>			
SALARIES AND CONTINGENT EXPENSES, SENATE POLICY COMMITTEES .....	1991 00 0182	-\$162,732.80	-----
CONTINGENT EXPENSES, SENATORS' OFFICIAL PERSONNEL AND OFFICE EXPENSE ACCOUNT, SENATE .....	1991 00 0130	-12,223,058.14	-----
<b>HOUSE OF REPRESENTATIVES:</b>			
SALARIES AND EXPENSES, HOUSE OF REPRESENTATIVES .....	1991 00 0400	-2,237.48	-----
BEAUTY SHOP REVOLVING FUND, HOUSE OF REPRESENTATIVES .....	NO YEAR 00 4006	21,589.82	-----
<b>OTHER LEGISLATIVE BRANCH AGENCIES:</b>			
LEGISLATIVE BRANCH BOARDS AND COMMISSIONS: RESEARCH AND TECHNOLOGY, NATIONAL COMMISSION ON MANUFACTURED HOUSING .....	1994 48 2900	-----	-----
<b>THE JUDICIARY:</b>			
<b>SUPREME COURT OF THE UNITED STATES:</b>			
CARE OF THE BUILDING AND GROUNDS, SUPREME COURT TRANSFER TO: ARCHITECT OF THE CAPITOL .....	1994 01 10 0103	-----	-----
COURTS OF APPEALS, DISTRICT COURTS, AND OTHER JUDICIAL SERVICES: COURT SECURITY, THE JUDICIARY .....	1994 10 0930	-----	\$90,500,000.00
ADMINISTRATIVE OFFICE OF THE UNITED STATES COURTS: CONSOLIDATED WORKING FUND, THE JUDICIARY .....	1994 10 3927	-----	-----
<b>EXECUTIVE OFFICE OF THE PRESIDENT:</b>			
<b>OFFICE OF MANAGEMENT AND BUDGET:</b>			
SALARIES AND EXPENSES, OFFICE OF FEDERAL PROCUREMENT POLICY .....	1994 11 0201	-----	-----
<b>FUNDS APPROPRIATED TO THE PRESIDENT:</b>			
<b>INTERNATIONAL SECURITY ASSISTANCE:</b>			
<b>MILITARY ASSISTANCE, FUNDS APPROPRIATED TO THE PRESIDENT</b>			
TRANSFER TO: ARMY .....	1994 21 11 1080	-----	-----
FOREIGN MILITARY FINANCING PROGRAM, GRANTS, FUNDS APPROPRIATED TO THE PRESIDENT TRANSFER TO: DEPARTMENT OF THE NAVY .....	1993 17 11 1082	808,778.93	-----
ECONOMIC SUPPORT FUND, LIQUIDATING ACCOUNT, FUNDS APPROPRIATED TO THE PRESIDENT TRANSFER TO: UNITED STATES INFORMATION AGENCY .....	NO YEAR 67 11 1037	808,091.47	-----
AGENCY FOR INTERNATIONAL DEVELOPMENT .....	1994 72 11 1037	-----	-----
	1990 72 11 1037	-1,614,671.15	-----
<b>INTERNATIONAL DEVELOPMENT ASSISTANCE:</b>			
<b>MULTILATERAL ASSISTANCE:</b>			
INTERNATIONAL ORGANIZATIONS AND PROGRAMS, ECONOMIC ASSISTANCE, EXECUTIVE .....	1994 11 1005	-----	362,628,000.00
TRANSFER TO: DEPARTMENT OF STATE AGENCY FOR INTERNATIONAL DEVELOPMENT: SUB-SAHARAN AFRICA, DEVELOPMENT ASSISTANCE, FUNDS APPROPRIATED TO THE PRESIDENT TRANSFER TO: AGENCY FOR INTERNATIONAL DEVELOPMENT .....	NO YEAR 19 11 1005	-3,211.86	-----
	1994 72 11 1014	-----	-----
	1993 72 11 1014	-250,216.56	-----
	1992 72 11 1014	-1,667,270.80	-----
	1991 72 11 1014	-455,771.31	-----
<b>DEVELOPMENT ASSISTANCE, AGENCY FOR INTERNATIONAL DEVELOPMENT, FUNDS APPROPRIATED TO THE PRESIDENT</b>			
TRANSFER TO: DEPARTMENT OF STATE .....	1994 19 11 1021	-----	-----
	1991 19 11 1021	-232.46	-----
AGENCY FOR INTERNATIONAL DEVELOPMENT .....	1994 72 11 1021	-----	-----
	1993-94 72 11 1021	-4,200.10	-----
	1993 72 11 1021	1,241,300,434.11	-----
<b>INTERNATIONAL DISASTER ASSISTANCE, FUNDS APPROPRIATED TO THE PRESIDENT</b>			
TRANSFER TO: STATE .....	NO YEAR 19 11 1035	-717.92	-----
AGENCY FOR INTERNATIONAL DEVELOPMENT .....	1993-94 72 11 1035	-----	-----
	1992-93 72 11 1035	1,409,104.16	-----
<b>OPERATING EXPENSES OF THE AGENCY FOR INTERNATIONAL DEVELOPMENT, FUNDS APPROPRIATED TO THE PRESIDENT</b>			
TRANSFER TO: DEPARTMENT OF STATE .....	1991 19 11 1000	7,015.92	-----

Outlays (net)	Balances withdrawn and other transactions	Balances September 30, 1994			
		Excess outlays <sup>1</sup>	Unpaid obligations	Receivables <sup>2</sup>	Excess outlays and obligations <sup>3</sup>
-----	-----	\$162,732.80	-----	-----	\$162,732.80
-----	-----	12,223,058.14	-----	-----	12,223,058.14
-----	-----	2,237.48	-----	-----	2,237.48
\$36,246.55	-----	14,656.73	-----	-----	14,656.73
679,031.19	-----	679,031.19	\$47,266.08	\$900,000.00	-173,702.73
1,607,197.23	-\$1,390,000.00	217,197.23	-----	217,197.23	-----
1,884.63	90,500,000.00	1,884.63	49,335.89	51,220.52	-----
809,791.28	-----	809,791.28	446,417.44	1,256,208.72	-----
221,185.91	-----	221,185.91	-----	221,185.91	-----
665.40	-----	665.40	-665.40	-----	-----
1,069,989.96	-----	261,211.03	-----	271,546.72	-10,335.69
881,856.80	-----	73,765.33	-----	83,042.94	-9,277.61
22,456.15	-----	22,456.15	-----	22,456.15	-----
954,049.84	1,645,079.00	4,213,799.99	3,194,092.53	8,307,039.47	-899,146.95
122.47	362,628,000.00	122.47	-----	122.47	-----
-906.16	-----	2,305.70	-----	2,305.70	-----
104,621.59	-----	104,621.59	-----	104,621.59	-----
28,278.82	-----	278,495.38	-----	278,495.38	-----
-61,302.39	-----	1,605,968.41	-----	1,605,968.41	-----
-116,393.40	-----	339,377.91	-----	339,377.91	-----
3,435.16	-----	3,435.16	-----	3,435.16	-----
-----	-----	232.46	-----	232.46	-----
199,530.75	-----	199,530.75	-----	199,530.75	-----
11,966.72	-----	16,166.82	-----	16,166.82	-----
1,348,449,730.24	7,882,596.57	115,031,892.70	731,651,813.14	847,643,749.89	-960,044.05
642.14	-----	1,360.06	-----	1,360.06	-----
108,780.95	-----	108,780.95	5,494,515.79	5,738,270.20	-134,973.46
1,501,171.71	-----	92,067.55	504,138.00	604,629.49	-8,423.94
23,735.15	-----	16,719.23	38,746.11	72,569.78	-17,104.44



## ACCOUNTS WITH NEGATIVE BALANCES

Appropriation or Fund Account	Account Symbol	Balances September 30, 1993	Appropriations and other obligational authority
TRADE AND DEVELOPMENT PROGRAM: TRADE AND DEVELOPMENT AGENCY, FUNDS APPROPRIATED TO THE PRESIDENT TRANSFER TO: AGENCY FOR INTERNATIONAL DEVELOPMENT .....	1994 72 11 1001 1993 72 11 1001 1992 72 11 1001	----- -\$11,683.94 -64,141.69	----- ----- -----
PEACE CORPS: OPERATING EXPENSES, PEACE CORPS, EXECUTIVE .....	1994 11 0100 1993 11 0100 1992 11 0100	----- -121,594,489.04 -20,704,420.10	----- ----- -----
INTER-AMERICAN FOUNDATION: GIFTS, DONATIONS AND CONTRIBUTIONS, INTER-AMERICAN FOUNDATION .....	NO YEAR 11 8243	138.52	-----
MEMORANDUM: FINANCING ACCOUNTS: DEBT RESTRUCTURING UNDER THE ENTERPRISE FOR THE AMERICAS, DIRECT LOAN FINANCING ACCOUNT .....	NO YEAR 11 4137	18,444.00	-----
DEPARTMENT OF AGRICULTURE: OFFICE OF THE SECRETARY: OFFICE OF THE ASSISTANT SECRETARY FOR ADMINISTRATION, AGRICULTURE .....	1994 12 0121	-----	\$1,183,000.00
OFFICE OF THE ASSISTANT SECRETARY FOR SCIENCE AND EDUCATION, AGRICULTURE .....	1990 12 0124	-6,900.74	-----
OFFICE OF THE UNDER SECRETARY FOR INTERNATIONAL AFFAIRS AND COMMODITY PROGRAMS, AGRICULTURE .....	1994 12 0126	-----	560,000.00
OFFICE OF THE UNDER SECRETARY FOR SMALL COMMUNITY AND RURAL DEVELOPMENT, AGRICULTURE .....	1991 12 0127	-30,530.16	-----
OFFICE OF THE ASSISTANT SECRETARY FOR FOOD AND CONSUMER SERVICES, AGRICULTURE .....	1994 12 0129	-----	551,000.00
DEPARTMENTAL ADMINISTRATION: RENTAL PAYMENTS, AGRICULTURE .....	1992 12 0117 1991 12 0117	175,815.48 -510,450.65	----- -----
BUILDING OPERATIONS AND MAINTENANCE, AGRICULTURE .....	1990 12 0119	-63,855.97	-----
DEPARTMENTAL ADMINISTRATION, AGRICULTURE .....	1990 12 0120	-329,150.08	-----
WORKING CAPITAL FUND, DEPARTMENT OF AGRICULTURE .....	1992 12 4609	-656.89	-----
OFFICE OF PUBLIC AFFAIRS: OFFICE OF PUBLIC AFFAIRS, AGRICULTURE .....	1992 12 0150 1990 12 0150	-67,046.12 -460,128.80	----- -----
OFFICE OF THE INSPECTOR GENERAL: OFFICE OF THE INSPECTOR GENERAL, AGRICULTURE .....	1990 12 0900	-154,077.09	-----
AGRICULTURAL RESEARCH SERVICE: MISCELLANEOUS CONTRIBUTED FUNDS, AGRICULTURAL COOPERATIVE SERVICE .....	NO YEAR 12 8229	-1,401.26	-----
AGRICULTURAL MARKETING SERVICE: MISCELLANEOUS CONTRIBUTED FUNDS, AGRICULTURAL MARKETING SERVICE .....	NO YEAR 12 8225	-59.68	-----
OFFICE OF INTERNATIONAL COOPERATION AND DEVELOPMENT: OFFICE OF INTERNATIONAL COOPERATION AND DEVELOPMENT, AGRICULTURE .....	1994 12 3200 1993 12 3200 1992 12 3200 1991 12 3200 1989 12 3200 PRIOR YEARS 12 3200	----- 540,192.09 526,121.10 1,046,662.95 381,954.86 -7,246,223.51	----- ----- ----- ----- ----- -----
COMMODITY CREDIT CORPORATION: COMMODITY CREDIT CORPORATION FUND, LIQUIDATING ACCOUNT .....	NO YEAR 12 4336	-2,792,330,034.92	17,611,614,191.00
REIMBURSEMENT FOR COSTS OF NATIONAL WOOL ACT .....	NO YEAR 12 5210	-179,305,051.18	179,305,051.18
HUMAN NUTRITION INFORMATION SERVICE: HUMAN NUTRITION INFORMATION SERVICE .....	1990 12 3501	66,507.73	-----
FOREST SERVICE: NATIONAL FOREST SYSTEM, FOREST SERVICE FUNDS HELD OUTSIDE THE TREASURY .....	1993-94 12 1106921	5,262,647.63	-----
DEPARTMENT OF COMMERCE: GENERAL ADMINISTRATION: WORKING CAPITAL FUND, DEPARTMENT OF COMMERCE .....	NO YEAR 13 4511	-1,461,762.86	-----
ECONOMIC DEVELOPMENT ADMINISTRATION: FINANCIAL AND TECHNICAL ASSISTANCE, TRADE ADJUSTMENT ASSISTANCE .....	NO YEAR 13 1210	-----	-----

Outlays (net)	Balances withdrawn and other transactions	Balances September 30, 1994			
		Excess outlays <sup>1</sup>	Unpaid obligations	Receivables <sup>2</sup>	Excess outlays and obligations <sup>3</sup>
\$53,105.44	-----	\$53,105.44	-----	\$53,105.44	-----
-----	-----	11,683.94	-----	11,683.94	-----
-----	-----	64,141.69	-----	64,141.69	-----
121,395,536.39	\$60,000.00	121,455,536.39	-----	-----	\$121,455,536.39
-101,490,261.65	60,000.00	20,164,227.39	-----	-----	20,164,227.39
-20,285,713.58	-----	418,706.52	-----	-----	418,706.52
596.00	-----	457.48	-----	-----	457.48
-25,937,961.53	32,641,523.64	6,685,118.11	-----	6,685,118.11	-----
1,189,742.38	-----	6,742.38	\$217,507.59	381,760.00	-157,510.03
1,531.52	-----	8,432.26	219.92	9,300.66	-648.48
606,250.05	-----	46,250.05	264.73	53,586.49	-7,071.71
-----	-----	30,530.16	-----	30,530.16	-----
567,077.79	-----	16,077.79	4,000.21	28,666.37	-8,588.37
494,199.00	-----	318,383.52	-----	345,657.56	-27,274.04
14,089.23	-----	524,539.88	.02	524,539.90	-----
13,894.70	-----	77,750.67	470.48	114,090.44	-35,869.29
6,472.83	-----	335,622.91	16,552.30	1,148,103.70	-795,928.49
255.96	-----	912.85	-----	912.85	-----
-8,534.07	-----	58,512.05	20,615.63	80,065.72	-938.04
-179,794.04	-----	280,334.76	40,700.41	566,200.19	-245,165.02
-149,909.22	-----	4,167.87	2,100.00	17,010.71	-10,742.84
-331.12	-----	1,070.14	-----	1,070.14	-----
-----	-----	59.68	-----	59.68	-----
9,358.46	-----	9,358.46	-----	9,358.46	-----
4,661,864.56	-----	4,121,672.47	4,232,782.84	8,354,455.31	-----
4,033,925.35	-----	3,507,804.25	1,566,180.91	5,073,985.16	-----
1,304,725.26	-----	258,062.31	457,485.87	715,548.18	-----
426,428.02	-----	44,473.16	-----	44,473.16	-----
-----	-----	7,246,223.51	-----	10,592,819.26	-3,346,595.75
7,795,055,364.65	8,287,635,109.75	1,263,406,318.32	18,677,319,148.59	19,940,725,466.91	-----
211,279,805.06	-----	211,279,805.06	-----	211,279,805.06	-----
96,434.39	-----	29,926.66	25,947.36	142,272.40	-86,398.38
-----	5,265,700.89	3,053.26	-----	3,053.26	-----
66,751.46	-52,000.00	1,476,514.32	18,628,450.13	20,495,689.96	-390,725.51
4,352.63	-----	4,352.63	-4,352.63	-----	-----

## ACCOUNTS WITH NEGATIVE BALANCES

Appropriation or Fund Account	Account Symbol	Balances September 30, 1993	Appropriations and other obligational authority
ECONOMIC DEVELOPMENT ASSISTANCE PROGRAMS, ECONOMIC DEVELOPMENT ADMINISTRATION TRANSFER TO: AGRICULTURE, FARMERS HOME ADMINISTRATION .....	1994 12 13 2050 20	-----	-----
DEPARTMENT OF DEFENSE: DEPARTMENT OF DEFENSE - MILITARY: MILITARY PERSONNEL: DEPARTMENT OF THE ARMY: NATIONAL GUARD PERSONNEL, ARMY .....	1993 21 2060	\$182,551,235.19	-----
DEPARTMENT OF THE NAVY: MILITARY PERSONNEL, NAVY .....	1992-93 17 1453	-----	-----
OPERATION AND MAINTENANCE: DEFENSE AGENCIES: OPERATION AND MAINTENANCE, DEFENSE AGENCIES .....	PRIOR YEARS 97 0100	-28,635,064.91	-----
DEFENSE HEALTH PROGRAM, DEFENSE .....	1993 97 0130	1,066,319,773.99	-----
REAL PROPERTY MAINTENANCE, DEFENSE .....	1994-95 97 0131	-----	-----
WORLD UNIVERSITY GAMES, DEFENSE .....	1992 97 0827	-----	-----
PROCUREMENT: DEFENSE AGENCIES: PROCUREMENT, DEFENSE-WIDE .....	1989-91 97 0300	-26,080,375.58	-----
NATIONAL GUARD AND RESERVE EQUIPMENT, DEFENSE .....	1988-90 97 0300	-57,161,301.83	-----
RESEARCH, DEVELOPMENT, TEST, AND EVALUATION DEFENSE AGENCIES: RESEARCH, DEVELOPMENT, TEST, AND EVALUATION, DEFENSE-WIDE .....	1989-91 97 0350	37,791,326.66	-----
DEVELOPMENTAL TEST AND EVALUATION, DEFENSE .....	1987-89 97 0350	19,653,347.53	-----
OPERATIONAL TEST AND EVALUATION, DEFENSE .....	1989-90 97 0400	-50,820,516.64	-----
MILITARY CONSTRUCTION: DEPARTMENT OF THE ARMY: MILITARY CONSTRUCTION, ARMY .....	1987-88 97 0400	-36,249,209.26	-----
DEPARTMENT OF THE NAVY: MILITARY CONSTRUCTION, NAVY .....	PRIOR YEARS 97 0400	-105,205,614.88	-----
DEPARTMENT OF THE AIR FORCE: MILITARY CONSTRUCTION, AIR NATIONAL GUARD .....	1988-89 97 0450	-480,301.90	-----
TRUST FUND ACCOUNTS: DEPARTMENT OF THE NAVY: MIDSHIPMEN'S STORE, UNITED STATES NAVAL ACADEMY .....	1990-91 97 0460	-3,380,672.54	-----
DEFENSE AGENCIES: NATIONAL SECURITY EDUCATION TRUST VOLUNTARY SEPARATION INCENTIVE FUND, DEFENSE .....	1994 21 2050	-----	-----
DEPARTMENT OF DEFENSE - CIVIL: CORPS OF ENGINEERS - CIVIL: INLAND WATERWAYS TRUST FUND TRANSFER TO: CORPS OF ENGINEERS .....	1989-93 17 1205	21,740,108.23	-----
ARMED SERVICES RETIREMENT HOME: ARMED FORCES RETIREMENT HOME: U.S. NAVAL HOME CAPITAL PROGRAM OPERATION AND MAINTENANCE, UNITED STATES SOLDIERS' AND AIRMEN'S HOME .....	PRIOR YEARS 57 3830	-2,133,522.18	-----
NO YEAR 17 8423	1,568,824.09	-----	-----
NO YEAR 97 8168	211.04	-----	\$9,553,270.94
NO YEAR 97 8335	15,052,200.54	-----	55,456,763.13
NO YEAR 96 20 8861	684,547.88	-----	-----
NO YEAR 84 8331	-----	-----	-----
1994 84 8931	-----	-----	-----
DEPARTMENT OF HEALTH AND HUMAN SERVICES, EXCEPT SOCIAL SECURITY: PUBLIC HEALTH SERVICE: FOOD AND DRUG ADMINISTRATION: SALARIES AND EXPENSES, FOOD AND DRUG ADMINISTRATION .....	1992-93 75 0600	-3,801.95	-----
HEALTH RESOURCES AND SERVICES ADMINISTRATION: VACCINE INJURY COMPENSATION TRUST FUND TRANSFER TO: HEALTH AND HUMAN SERVICES, HEALTH RESOURCES AND SERVICES ADMINISTRATION .....	NO YEAR 75 20 8175	190,429.93	-----
NATIONAL INSTITUTES OF HEALTH: NATIONAL INSTITUTE OF ENVIRONMENTAL HEALTH SCIENCES, NATIONAL INSTITUTES OF HEALTH .....	1993 75 0862	91,473,111.51	-----
SUBSTANCE ABUSE AND MENTAL HEALTH SERVICES ADMINISTRATION: ALCOHOL, DRUG ABUSE, AND MENTAL HEALTH, ALCOHOL, DRUG ABUSE, AND MENTAL HEALTH ADMINISTRATION .....	1992-93 75 1361	-44,066.10	-----
ASSISTANT SECRETARY FOR HEALTH: FEDERAL SUBSIDY FOR SAINT ELIZABETHS HOSPITAL, ALCOHOL, DRUG ABUSE, AND MENTAL HEALTH ADMINISTRATION .....	1991-92 75 1361	-68,040.77	-----
SERVICE AND SUPPLY FUND, UNDISTRIBUTED SIBAC CHARGEBACKS, OFFICE OF THE ASSISTANT SECRETARY FOR HEALTH .....	1994 75 1300	-----	-----
NO YEAR 75 4552211	-----	-----	-----

AT END OF FISCAL YEAR 1994

521

Outlays (net)	Balances withdrawn and other transactions	Balances September 30, 1994			
		Excess outlays <sup>1</sup>	Unpaid obligations	Receivables <sup>2</sup>	Excess outlays and obligations <sup>3</sup>
\$184,750.00	-----	\$184,750.00	-\$184,750.00	-----	-----
184,176,019.88	-----	1,624,784.69	41,496,336.91	*\$890,772.31	\$42,230,349.29
48.64	-----	48.64	-----	48.64	-----
-3,315,396.03	-----	25,319,668.88	-209,209,746.58	16,890,952.85	-200,781,030.55
1,122,917,338.05	-----	56,597,564.06	-79,961,439.52	41,679,706.83	-65,043,582.29
157,276.66	-----	157,276.66	-157,276.66	-----	-----
46,700.31	-----	46,700.31	-46,700.31	-----	-----
-9,297,029.38	-----	16,783,346.20	23,842,763.43	52,205,433.90	-11,579,324.27
-3,666,431.37	-----	53,494,870.46	5,854,156.20	70,578,584.35	-11,229,557.69
48,519,842.83	-----	10,728,516.17	-21,022,738.38	4,661,792.64	-14,956,014.85
20,428,027.12	-----	774,679.59	-2,501,127.08	988,926.03	-2,715,373.52
11,819,809.85	-----	62,640,326.49	-103,187,772.59	9,102,606.78	-49,650,052.88
-2,505,588.02	-----	33,743,621.24	-82,405,876.26	5,125,124.10	-53,787,379.12
-10,031,444.35	-----	95,174,170.53	-238,194,697.05	11,311,698.01	-154,332,224.53
8,200,714.98	-----	8,681,016.88	-27,105,259.10	1,341,977.55	-19,766,219.77
-114,838.20	-----	3,265,834.34	-3,727,906.74	-----	-462,072.40
3,993.82	-----	3,993.82	-3,993.82	-----	-----
23,505,417.27	-----	1,765,309.04	2,565,043.19	4,710,961.47	-380,609.24
-----	-----	2,133,522.18	-----	2,271,967.05	-138,444.87
1,610,003.27	-----	41,179.18	1,411,950.00	6,069,182.73	-4,616,053.55
4,712,490.04	\$4,955,987.08	114,995.14	3,009,049.42	\$160.00	3,123,884.56
153,260,961.51	-81,598,491.27	1,153,526.57	4,891,196.47	*244,218.93	5,800,504.11
76,413,793.98	-75,696,691.59	32,554.51	25,079,556.03	*18,565.85	25,093,544.69
871.69	-----	871.69	263,206.55	327,078.24	-63,000.00
13.86	-----	13.86	-----	13.86	-----
-----	-----	3,801.95	-----	3,803.80	-1.85
24,691,853.28	-24,127,147.26	374,276.09	1,553,629.54	2,369,669.44	-441,763.81
94,295,877.29	-----	2,822,765.78	69,173,501.51	72,232,410.18	-236,142.89
-3.89	-----	44,062.21	-----	44,062.21	-----
-----	-----	68,040.77	-----	69,459.40	-1,418.63
15,240.20	-----	15,240.20	-----	15,240.20	-----
35,400.00	-----	35,400.00	-----	35,400.00	-----

## ACCOUNTS WITH NEGATIVE BALANCES

Appropriation or Fund Account	Account Symbol	Balances September 30, 1993	Appropriations and other obligational authority
HEALTH CARE FINANCING ADMINISTRATION: PROGRAM MANAGEMENT, HEALTH CARE FINANCING ADMINISTRATION .....	1994 75 0511 1993 75 0511 1992 75 0511	----- -\$7,391,358.29 933,187.62	----- ----- -----
TRUST FUND ACCOUNTS: FEDERAL HOSPITAL INSURANCE TRUST FUND: FEDERAL HOSPITAL INSURANCE TRUST FUND TRANSFER TO: HEALTH AND HUMAN SERVICES .....	NO YEAR 75 20 8005	51,209,862.93	-----
FEDERAL SUPPLEMENTARY MEDICAL INSURANCE TRUST FUND: FEDERAL SUPPLEMENTARY MEDICAL INSURANCE TRUST FUND TRANSFER TO: HEALTH AND HUMAN SERVICES .....	NO YEAR 75 20 8004	7,757,330.31	-----
ADMINISTRATION FOR CHILDREN AND FAMILIES: COMMUNITY SERVICES BLOCK GRANT, ADMINISTRATION FOR CHILDREN AND FAMILIES .....	1992 75 1504	19,939,103.20	-----
OFFICE OF THE SECRETARY: GRANTS MANAGEMENT FUND, DEPARTMENTAL MANAGEMENT .....	NO YEAR 75 3965	341.04	-----
DEPARTMENT OF HEALTH AND HUMAN SERVICES, SOCIAL SECURITY: SOCIAL SECURITY: FEDERAL DISABILITY INSURANCE TRUST FUND TRANSFER TO: HEALTH AND HUMAN SERVICES .....	NO YEAR 75 20 8007	66,317,972.56	-----
SALARIES AND EXPENSES, SOCIAL SECURITY ADMINISTRATION .....	1994-95 75 8704 1994 75 8704 1993 75 8704 1992 75 8704 1991 75 8704 1990 75 8704 NO YEAR 75 8704	----- ----- 6,807,652.30 871,632.02 830,802.41 674,067.80 -75,864.43	----- \$1,685,741,258.47 -5,590,521.00 -45,057,423.00 -21,120,090.00 3,354,993.00 1,324,501.74
DEPARTMENT OF HOUSING AND URBAN DEVELOPMENT GOVERNMENT NATIONAL MORTGAGE ASSOCIATION: GUARANTEES OF MORTGAGE-BACKED SECURITIES LOAN GUARANTEE, PROGRAM ACCOUNT, GOVERNMENT NATIONAL MORTGAGE ASSOCIATION, HOUSING AND URBAN DEVELOPMENT .....	1993 86 0186	-----	-----
DEPARTMENT OF THE INTERIOR: LAND AND MINERALS MANAGEMENT: BUREAU OF LAND MANAGEMENT: SPECIAL ACQUISITION OF LANDS AND MINERALS, BUREAU OF LAND MANAGEMENT .....	NO YEAR 14 1117	-7,913,274.89	-----
PAYMENTS TO ALASKA FROM OIL AND GAS LEASES, NATIONAL PETROLEUM RESERVE, BUREAU OF LAND MANAGEMENT .....	NO YEAR 14 5045	-----	21,537.19
WATER AND SCIENCE: GEOLOGICAL SURVEY: SURVEYS, INVESTIGATIONS, AND RESEARCH, GEOLOGICAL SURVEY .....	1994 14 0804	-----	584,685,000.00
OPERATION OF THE NATIONAL PARK SYSTEM, NATIONAL PARK SERVICE TRANSFER TO: DEPARTMENT OF TRANSPORTATION, FEDERAL HIGHWAY ADMINISTRATION .....	1991 69 14 1036 5	5,290.05	-----
INDIAN AFFAIRS: BUREAU OF INDIAN AFFAIRS: CLAIMS AND TREATY OBLIGATIONS, BUREAU OF INDIAN AFFAIRS (INDEFINITE) .....	NO YEAR 14 2623	1,979,714.89	-1,901,916.49
DEPARTMENT OF JUSTICE: GENERAL ADMINISTRATION: OFFICE OF THE INSPECTOR GENERAL, JUSTICE .....	1994 15 0328	-----	30,000,000.00
LEGAL ACTIVITIES: SALARIES AND EXPENSES, GENERAL LEGAL ACTIVITIES, JUSTICE .....	1993 15 0128	34,513,759.51	-6,000,000.00
INTERAGENCY LAW ENFORCEMENT: ORGANIZED CRIME DRUG ENFORCEMENT, INTERAGENCY LAW ENFORCEMENT, JUSTICE .....	1993 15 0323	70,596,562.85	-----
DRUG ENFORCEMENT ADMINISTRATION: SALARIES AND EXPENSES, DRUG ENFORCEMENT ADMINISTRATION .....	1993 15 1100	35,965,852.39	-2,756,000.00
FEDERAL PRISON SYSTEM: PRISON INDUSTRIES FUND, DEPARTMENT OF JUSTICE SEAGOVILLE, TX .....	NO YEAR 15 4500411	-----	-----

Outlays (net)	Balances withdrawn and other transactions	Balances September 30, 1994			
		Excess outlays <sup>1</sup>	Unpaid obligations	Receivables <sup>2</sup>	Excess outlays and obligations <sup>1, 3</sup>
\$4,845,677.02	-----	\$4,845,677.02	\$306,844,072.02	<sup>7</sup> \$6,275,516.15	\$305,414,232.89
1,805,272.16	-\$7,500.00	9,189,130.45	76,824,308.72	<sup>7</sup> 8,672,890.71	77,340,548.46
2,489,662.77	-----	1,556,475.15	32,077,481.57	<sup>7</sup> 2,192,219.98	31,441,736.74
101,535,341,499.33	-101,407,941,286.82	76,190,349.58	21,467,309,752.27	<sup>7</sup> 1,755,649,358.95	19,787,850,742.90
58,006,373,782.91	-57,427,413,861.28	571,202,591.32	4,009,625,070.02	<sup>7</sup> 22,736,430.66	3,858,091,230.68
20,708,070.18	-----	768,966.98	10,100,571.01	<sup>7</sup> 10,974,369.21	-104,831.22
952,975.79	-----	952,634.75	-----	952,634.75	-----
36,859,954,636.02	-36,714,429,664.44	79,206,999.02	5,121,640,289.97	<sup>7</sup> 517,802,522.89	4,683,044,766.10
62,291.51	-----	62,291.51	55,401.49	-----	117,693.00
1,711,041,281.90	-----	25,300,023.43	404,824,271.05	<sup>8</sup> 6,196,456.38	333,927,838.10
5,073,220.61	-----	3,856,089.31	125,598,028.62	<sup>8</sup> 41,378,813.50	88,075,304.43
-38,837,662.19	-----	5,348,128.79	99,614,835.19	<sup>8</sup> 23,998,069.08	80,964,894.90
-14,997,459.77	-----	5,291,827.82	41,542,496.80	<sup>7</sup> 7,420,353.56	39,413,971.06
8,190,504.92	-----	4,161,444.12	35,734,260.89	<sup>6</sup> 789,114.57	33,106,590.44
1,268,693.11	-----	20,055.80	22,161,827.84	<sup>8</sup> 38,194.88	22,143,688.76
8,038,000.00	-----	8,038,000.00	-----	-----	8,038,000.00
-----	-----	7,913,274.89	-----	-----	7,913,274.89
25,538.35	-----	4,001.16	-----	4,001.16	-----
584,405,196.54	359,711.91	79,908.45	151,722,743.55	153,677,484.99	-1,874,832.99
5,457.98	-----	167.93	-----	-----	167.93
99,000.00	-----	21,201.60	-----	21,201.60	-----
30,784,028.68	50,000.00	834,028.68	2,485,721.42	3,324,433.39	-4,683.29
31,956,092.47	-----	3,442,332.96	18,076,486.91	25,432,689.70	-3,913,869.83
70,596,800.35	-----	237.50	-----	238.49	-99
74,888,123.45	-14,200,000.00	27,478,271.06	26,097,971.16	55,904,738.00	-2,328,495.78
1,972.00	-----	1,972.00	-----	1,972.00	-----

## ACCOUNTS WITH NEGATIVE BALANCES

Appropriation or Fund Account	Account Symbol	Balances September 30, 1993	Appropriations and other obligational authority
DEPARTMENT OF LABOR: EMPLOYMENT AND TRAINING ADMINISTRATION: STATE UNEMPLOYMENT INSURANCE AND EMPLOYMENT SERVICE OPERATIONS, EMPLOYMENT AND TRAINING ADMINISTRATION .....	1993 16 0179	\$136,061,648.85	-----
UNEMPLOYMENT TRUST FUND: UNEMPLOYMENT TRUST FUND TRANSFER TO: RAILROAD UNEMPLOYMENT BENEFITS AND REFUNDS, TRUST FUND, RAILROAD RETIREMENT BOARD .....	NO YEAR 60 20 8042 1	-382,174.48	-----
RAILROAD UNEMPLOYMENT ADMINISTRATIVE EXPENSES, TRUST FUND, RAILROAD RETIREMENT BOARD .....	NO YEAR 60 20 8042 2	128,611.12	-----
DEPARTMENT OF STATE: ADMINISTRATION OF FOREIGN AFFAIRS: DIPLOMATIC AND CONSULAR PROGRAMS DEPARTMENT OF STATE .....	1992-93 19 0113	-----	-----
TRANSFER TO: UNITED STATES INFORMATION AGENCY .....	NO YEAR 67 19 0113	-1,557.92	-----
EXPENSES, OFFICE OF INSPECTOR GENERAL, STATE .....	1992 19 0529	536,495.38	-----
OTHER: MIGRATION AND REFUGEE ASSISTANCE, STATE .....	1992 19 1143	3,451,691.50	-----
ANTI-TERRORISM ASSISTANCE, STATE .....	1990 19 0114	-408,418.01	-----
SOVIET-EAST EUROPEAN RESEARCH AND TRAINING, STATE .....	1992 19 0118	1,983,675.55	-----
INTERNATIONAL NARCOTICS CONTROL, FUNDS APPROPRIATED TO THE PRESIDENT .....	1990 19 0118	-292,462.89	-----
TRANSFER TO: DEPARTMENT OF STATE .....	1994 11 1022	-----	\$101,000,000.00
UNITED STATES BILATERAL SCIENCE AND TECHNOLOGY AGREEMENTS, STATE .....	NO YEAR 19 11 1022	-12,403.60	-----
	NO YEAR 19 1151	878,924.71	4,275,000.00
DEPARTMENT OF TRANSPORTATION: FEDERAL HIGHWAY ADMINISTRATION: HIGHWAY TRUST FUND .....	NO YEAR 20 8102	1,538.85	-4,310,519,306.96
FEDERAL-AID HIGHWAYS, LIQUIDATION OF CONTRACT AUTHORIZATION, FEDERAL HIGHWAY ADMINISTRATION TRANSFER TO: INTERIOR, BUREAU OF INDIAN AFFAIRS .....	NO YEAR 14 69 8083 20	12,113,832.45	-----
NATIONAL HIGHWAY TRAFFIC SAFETY ADMINISTRATION: OPERATIONS AND RESEARCH, NATIONAL HIGHWAY TRAFFIC SAFETY ADMINISTRATION .....	1994 69 0650	-----	-----
FUNDS HELD OUTSIDE THE TREASURY .....	1993 69 0650921	-----	-----
FEDERAL AVIATION ADMINISTRATION: OPERATIONS, FEDERAL AVIATION ADMINISTRATION .....	1988 69 1301	-----	-----
HEADQUARTERS ADMINISTRATION, FEDERAL AVIATION ADMINISTRATION .....	1987 69 1301	-----	-----
	1994 69 1302	-----	-----
	1993 69 1302	-1,482.24	-----
	1992 69 1302	-50.00	-----
FACILITIES AND EQUIPMENT, AIRPORT AND AIRWAY TRUST FUND, FEDERAL AVIATION ADMINISTRATION .....	1990-94 69 8107	6,018,298.08	130,970,000.00
	1992-93 69 8107	1,812,302.22	650,000.00
	1988-92 69 8107	5,209,726.24	35,800,000.00
	1985-89 69 8107	9,703,782.24	6,000,000.00
RESEARCH, ENGINEERING AND DEVELOPMENT, AIRPORT AND AIRWAY TRUST FUND, FEDERAL AVIATION ADMINISTRATION .....	NO YEAR 69 8108	2,319,577.22	222,730,000.00
COAST GUARD: OPERATING EXPENSES, COAST GUARD .....	1990 69 0201	-903.51	-----
FUNDS HELD OUTSIDE THE TREASURY .....	1993 69 0201921	4,572,251.06	-----
	1992 69 0201921	-----	-----
	NO YEAR 69 0201921	-----	-----
PAYMENT OF CLAIMS (OIL LIABILITY) TRUST FUND .....	NO YEAR 69 8312	-636.01	5,287,717.69
AQUATIC RESOURCES TRUST FUND .....	NO YEAR 20 8147	1,436.15	39,573,150.30
MARITIME ADMINISTRATION: OPERATIONS AND TRAINING, MARITIME ADMINISTRATION .....	NO YEAR 69 1750	-3,669,917.58	76,423,000.00
OFFICE OF THE INSPECTOR GENERAL: SALARIES AND EXPENSES, OFFICE OF THE INSPECTOR GENERAL, DEPARTMENT OF TRANSPORTATION .....	1993 69 0130	1,923,818.53	-----
RESEARCH AND SPECIAL PROGRAMS ADMINISTRATION: RESEARCH AND SPECIAL PROGRAMS, RESEARCH AND SPECIAL PROGRAMS ADMINISTRATION .....	1992 69 0104	-175,068.12	-----
OFFICE OF THE SECRETARY: SALARIES AND EXPENSES, OFFICE OF THE SECRETARY, DEPARTMENT OF TRANSPORTATION .....	1994 69 0102	-----	58,219,000.00
	1991 69 0102	-666,325.13	-----

Outlays (net)	Balances withdrawn and other transactions	Balances September 30, 1994			
		Excess outlays <sup>1</sup>	Unpaid obligations	Receivables <sup>2</sup>	Excess outlays and obligations <sup>3</sup>
\$136,172,434.24	-----	\$110,785.39	\$35,462,701.73	\$35,573,487.65	-\$ .53
66,578,869.73	-\$66,500,000.00	461,044.21	8,141,607.28	14,523,982.40	-5,921,330.91
17,207,310.86	-16,400,000.00	678,699.74	1,508,097.30	4,371,901.75	-2,185,104.71
106.75	-----	106.75	-----	106.75	-----
-2,073.46	2,851.29	2,335.75	-----	2,335.75	-----
667,574.44	-----	131,079.06	1,715,632.02	1,857,964.19	-11,253.11
9,592,634.25	-----	6,140,942.75	2,327,842.70	10,180,198.14	-1,711,412.69
-----	-----	408,418.01	2,153,904.10	2,562,322.11	-----
2,073,027.50	-----	89,351.95	287,999.00	378,266.38	-915.43
-----	-----	292,462.89	8,482.90	303,434.31	-2,488.52
25,662.70	101,000,000.00	25,662.70	-----	25,662.70	-----
5,441.49	-----	17,845.09	13,608.03	31,453.12	-----
5,182,970.23	-----	29,045.52	28,782.76	897,262.88	-839,434.60
-----	-4,310,444,000.00	73,768.11	-----	-----	73,768.11
163,698,470.28	-140,000,000.00	11,584,637.83	-11,584,637.83	-----	-----
428,526.42	1,500.00	430,026.42	421,733.50	868,714.74	-16,954.82
-----	1,500.00	1,500.00	-----	1,500.00	-----
-----	159.64	159.64	-----	159.64	-----
-----	50.00	50.00	-----	50.00	-----
2,768.97	-----	2,768.97	-----	2,768.97	-----
-553.77	-----	928.47	-----	928.47	-----
-----	-----	50.00	-----	50.00	-----
137,736,162.66	-----	747,864.58	166,670,521.09	*2,469,918.00	164,948,467.67
2,498,011.86	-----	35,709.64	1,862,972.59	*559.72	1,898,122.51
41,073,908.84	-----	64,182.60	113,094,142.82	*24,334,042.33	88,824,283.09
16,407,452.78	-----	703,670.54	-----	-----	703,670.54
225,994,154.53	-----	944,577.31	238,983,049.01	*13,506,808.04	226,420,818.28
-----	-----	903.51	-----	903.51	-----
-----	4,850,086.26	277,835.20	-----	277,835.20	-----
-----	380.00	380.00	-----	380.00	-----
-----	7,207.16	7,207.16	-7,207.16	-----	-----
5,743,993.42	-----	456,911.74	117,509.45	*60,591.10	513,830.09
-----	40,029,508.31	454,921.86	-----	-----	454,921.86
71,614,775.52	2,543,987.52	1,405,680.62	45,569,511.00	48,465,870.10	-1,490,678.48
2,132,289.04	-----	208,470.51	104,466.75	316,344.46	-3,407.20
-64,116.11	-----	110,952.01	522,888.86	1,002,208.90	-368,368.03
61,209,536.43	-----	2,990,536.43	8,759,054.85	12,318,591.99	-569,000.71
-506,259.84	-----	160,065.29	398,583.50	558,648.79	-----



## ACCOUNTS WITH NEGATIVE BALANCES

Appropriation or Fund Account	Account Symbol	Balances September 30, 1993	Appropriations and other obligational authority
TRANSPORTATION RESEARCH ACTIVITIES OVERSEAS, SPECIAL FOREIGN CURRENCY PROGRAM, OFFICE OF THE SECRETARY, DEPARTMENT OF TRANSPORTATION .....	NO YEAR 69 0105	-----	-----
MEMORANDUM: FINANCING ACCOUNTS: RAILROAD REHABILITATION AND IMPROVEMENT, DIRECT LOAN FINANCING ACCOUNT, FEDERAL RAILROAD ADMINISTRATION, DEPARTMENT OF TRANSPORTATION .....	NO YEAR 69 4420	-----	-----
DEPARTMENT OF THE TREASURY: DEPARTMENTAL OFFICES: SALARIES AND EXPENSES, OFFICE OF THE SECRETARY, TREASURY .....	1994 20 0101 1993 20 0101	----- -\$5,558,747.22	\$105,340,000.00 -----
INTERNAL REVENUE SERVICE: PROCESSING TAX RETURNS, & ASSISTANCE, INTERNAL REVENUE SERVICE FUNDS HELD OUTSIDE THE TREASURY .....	1993 20 0912921	3,448,943.03	-----
REIMBURSEMENT TO STATE AND LOCAL LAW ENFORCEMENT AGENCY, INTERNAL REVENUE SERVICE .....	NO YEAR 20 5099	-----	28,319.20
DEPARTMENT OF VETERANS AFFAIRS: VETERANS HEALTH ADMINISTRATION: MEDICAL AND PROSTHETIC RESEARCH, DEPARTMENT OF VETERANS AFFAIRS .....	1992-93 36 0161	-6,161,250.20	-----
VETERANS BENEFITS ADMINISTRATION: SERVICEMEN'S GROUP LIFE INSURANCE FUND .....	NO YEAR 36 4009	753,890.34	-----
ENVIRONMENTAL PROTECTION AGENCY: PROGRAM AND RESEARCH OPERATIONS, ENVIRONMENTAL PROTECTION AGENCY .....	1994 68 0201	-----	-----
GENERAL SERVICES ADMINISTRATION: REAL PROPERTY ACTIVITIES: FEDERAL BUILDINGS FUND, GENERAL SERVICES ADMINISTRATION (SLUC) UNDISTRIBUTED SIBAC CHARGEBACKS: WASHINGTON, D.C. ....	NO YEAR 47 4542193	-25,370,010.10	-----
OFFICE OF PERSONNEL MANAGEMENT: OFFICE OF INSPECTOR GENERAL, OFFICE OF PERSONNEL MANAGEMENT REVOLVING FUND, OFFICE OF PERSONNEL MANAGEMENT .....	1993 24 0400	449,336.28	-----
WASHINGTON, DC .....	NO YEAR 24 4571 24	2,703,522.24	-----
CHICAGO, ILLINOIS .....	NO YEAR 24 4571 1	-17,425.27	-----
DALLAS, TEXAS .....	NO YEAR 24 4571 4	-25,307.16	-----
PHILADELPHIA, PENNSYLVANIA .....	NO YEAR 24 4571 5	-153,130.48	-----
SAN FRANCISCO, CALIFORNIA .....	NO YEAR 24 4571 8	-20,567.94	-----
RETIRED EMPLOYEES HEALTH BENEFITS FUND, OFFICE OF PERSONNEL MANAGEMENT .....	NO YEAR 24 4571 12	-11,995.23	-----
TRANSFER TO: STATE .....	NO YEAR 19 24 8445	2,022.69	-----
SMALL BUSINESS ADMINISTRATION: DISASTER LOANS PROGRAM ACCOUNT, SMALL BUSINESS ADMINISTRATION .....	1994 73 1152	-----	76,101,000.00
INDEPENDENT AGENCIES: ADVISORY COMMISSION ON CONFERENCES IN OCEAN SHIPPING: SALARIES AND EXPENSES, ADVISORY COMMISSION ON CONFERENCES IN OCEAN SHIPPING .....	NO YEAR 48 2500	16,452.57	-----
ARMS CONTROL AND DISARMAMENT AGENCY: ARMS CONTROL AND DISARMAMENT ACTIVITIES, ARMS CONTROL AND DISARMAMENT AGENCY TRANSFER TO: STATE .....	1994 19 94 0100 1990 19 94 0100	----- -23,839.69	-----
COMMISSION ON NATIONAL AND COMMUNITY SERVICE: SALARIES AND EXPENSES, COMMISSION ON NATIONAL AND COMMUNITY SERVICE .....	1992-93 95 2150	-1,984,172.28	-----
EXPORT-IMPORT BANK OF THE UNITED STATES: EXPORT IMPORT BANK LOANS PROGRAM ACCOUNT .....	1994 83 0100	-----	45,369,000.00

Outlays (net)	Balances withdrawn and other transactions	Balances September 30, 1994			
		Excess outlays <sup>1</sup>	Unpaid obligations	Receivables <sup>2</sup>	Excess outlays and obligations <sup>1, 3</sup>
\$529.00	-----	\$529.00	-----	\$529.00	-----
861,967.18	-\$812,320.05	49,647.13	-----	49,647.13	-----
105,501,301.34 -5,425,060.42	----- -----	161,301.34 133,686.80	\$28,727,272.81 6,313,479.66	29,245,196.99 6,612,405.43	-\$356,622.84 -165,238.97
-----	3,485,601.27	36,658.24	-----	36,658.24	-----
30,413.52	-----	2,094.32	18,718.26	-----	20,812.58
-6,137,277.33	-----	23,972.87	1,826,277.27	3,594,470.28	-1,744,220.14
109,910,671.14	-108,683,000.00	473,780.80	-----	1,567,155.86	-1,093,375.06
1,181,114.82	-----	1,181,114.82	-----	-----	1,181,114.82
-21,016,222.35	-----	4,353,787.75	-----	4,353,787.75	-----
544,564.70	-----	95,228.42	135,585.47	261,581.54	-30,767.65
40,102,907.62 682,527.56	----- -----	37,399,385.38 699,952.83	141,820,052.86	201,710,371.41 699,952.83	-22,490,933.17 -----
----- -250.00	----- -----	25,307.16 152,880.48	----- -----	25,307.16 152,880.48	----- -----
-----	-----	20,567.94 11,995.23	----- -----	20,567.94 11,995.23	----- -----
3,278.30	-----	1,255.61	-----	-----	1,255.61
143,601,000.00	-----	67,500,000.00	-----	-----	67,500,000.00
42,439.00	-----	25,986.43	-----	25,986.43	-----
11,561,906.11	-8,000,000.00	3,561,906.11 23,839.69	769,924.14	4,388,208.90 58,978.91	-56,378.65 -35,139.22
-1,980,180.17	-----	3,992.11	30,151.39	50,000.00	-15,856.50
74,055,735.89	-----	28,686,735.89	-----	-----	28,686,735.89

ACCOUNTS WITH NEGATIVE BALANCES

Appropriation or Fund Account	Account Symbol	Balances September 30, 1993	Appropriations and other obligational authority
FARM CREDIT SYSTEM ASSISTANCE BOARD: FARM CREDIT SYSTEM ASSISTANCE BOARD, REVOLVING FUND FOR ADMINISTRATIVE EXPENSES .....	NO YEAR 78 4132	-\$69,485.51	-----
FARM CREDIT SYSTEM FINANCIAL ASSISTANCE CORPORATION: FINANCIAL ASSISTANCE CORPORATION TRUST FUND FUNDS HELD OUTSIDE THE TREASURY .....	NO YEAR 78 8202921	-127,007,580.96	-----
BANK INSURANCE FUNDS: FEDERAL DEPOSIT INSURANCE CORPORATION: THE BANK INSURANCE FUND .....	NO YEAR 51 4064	32,037,925.22	-----
FEDERAL EMERGENCY MANAGEMENT AGENCY: EMERGENCY MANAGEMENT PLANNING AND ASSISTANCE, FEDERAL EMERGENCY MANAGEMENT AGENCY .....	1993-94 58 0101	-----	-----
EMERGENCY FOOD AND SHELTER PROGRAM, FEDERAL EMERGENCY MANAGEMENT AGENCY .....	1994 58 0103	-----	\$130,000,000.00
OFFICE OF INSPECTOR GENERAL, FEDERAL EMERGENCY MANAGEMENT AGENCY .....	1993 58 0300	8,499.43	1,000,000.00
	1992 58 0300	296,310.57	-----
NATIONAL FLOOD INSURANCE FUND, FEDERAL EMERGENCY MANAGEMENT AGENCY .....	NO YEAR 58 4236	49,662,343.12	-----
BEQUESTS AND GIFTS, DISASTER RELIEF, FUNDS APPROPRIATED TO THE PRESIDENT .....	NO YEAR 11 8244	24,779.39	64,967.67
FEDERAL HOUSING FINANCE BOARD: FEDERAL HOME LOAN BANK BOARD REVOLVING FUND .....	NO YEAR 82 4035	-----	-----
FEDERAL MEDIATION AND CONCILIATION SERVICE: SALARIES AND EXPENSES, FEDERAL MEDIATION AND CONCILIATION SERVICE .....	NO YEAR 93 0100	-102.03	-----
INTERNATIONAL TRADE COMMISSION: SALARIES AND EXPENSES, INTERNATIONAL TRADE COMMISSION .....	1994 34 0100	-----	-----
MARTIN LUTHER KING, JR. FEDERAL HOLIDAY COMMISSION: SALARIES AND EXPENSES, MARTIN LUTHER KING, JR. FEDERAL HOLIDAY COMMISSION .....	1993 76 0600	32,728.97	-----
	NO YEAR 76 0600	-600.00	-----
MERIT SYSTEMS PROTECTION BOARD: SALARIES AND EXPENSES, MERIT SYSTEMS PROTECTION BOARD .....	1994 41 0100	-----	24,674,000.00
NATIONAL COMMISSION ON RESPONSIBILITIES FOR FINANCING POSTSECONDARY EDUCATION: SALARIES AND EXPENSES, NATIONAL COMMISSION ON RESPONSIBILITIES FOR FINANCING POSTSECONDARY EDUCATION .....	NO YEAR 48 0400	-145,844.10	-----
RAILROAD RETIREMENT BOARD: SOCIAL SECURITY EQUIVALENT BENEFIT ACCOUNT, RAILROAD RETIREMENT BOARD .....	NO YEAR 60 8010	-20,771,846.07	4,784,094,683.97
RAILROAD RETIREMENT ACCOUNT .....	NO YEAR 60 8011	-15,025,875.76	3,093,209,839.76
RAILROAD RETIREMENT SUPPLEMENTAL ACCOUNT .....	NO YEAR 60 8012	-1,102,288.68	88,209,896.38
SALARIES AND EXPENSES, RAILROAD RETIREMENT BOARD .....	1994 60 8237	-----	64,950,000.00
UNITED STATES INFORMATION AGENCY: SALARIES AND EXPENSES, UNITED STATES INFORMATION AGENCY TRANSFER TO: DEPARTMENT OF STATE .....	1989 19 67 0201	-7,720.82	-----
EAST-WEST CENTER, UNITED STATES INFORMATION AGENCY .....	1993 67 0202	1,753,000.00	-----
EDUCATIONAL AND CULTURAL EXCHANGE PROGRAMS, UNITED STATES INFORMATION AGENCY .....	1994 67 0209	-----	-----

Outlays (net)	Balances withdrawn and other transactions	Balances September 30, 1994			
		Excess outlays <sup>1</sup>	Unpaid obligations	Receivables <sup>2</sup>	Excess outlays and obligations <sup>3</sup>
-\$11,469.50	-----	\$58,016.01	-----	\$102,453.35	-\$44,437.34
-----	-----	127,007,580.96	-----	-----	127,007,580.96
-9,497,853,591.19	\$9,529,904,500.00	12,983.59	\$764,910,225.64	8,765,498,718.44	-8,000,575,509.21
4,044,718.03	-----	4,044,718.03	675,281.97	4,720,000.00	-----
130,013,793.27	-----	13,793.27	8,284,025.84	8,297,819.11	-----
1,212,196.14	-----	203,696.71	390,342.00	620,126.00	-26,087.29
487,557.00	-----	191,246.43	513,160.00	870,184.00	-165,777.57
-79,021,929.26	128,858,000.00	173,727.62	126,400,123.44	\$33,256,217.75	93,317,633.31
32,975.99	1,130,000.00	1,073,228.93	-----	1,200,000.00	-126,771.07
134.11	-----	134.11	-----	-----	134.11
102.03	-----	204.06	-----	204.06	-----
76.18	-----	76.18	-----	76.18	-----
43,302.38	-----	10,573.41	300.00	10,873.41	-----
-----	-----	600.00	-----	600.00	-----
25,134,545.27	4,199.50	464,744.77	1,567,694.72	2,091,876.11	-59,436.62
7,378.17	-----	153,222.27	-----	153,378.17	-155.90
4,763,946,653.73	10,989,316.44	11,613,132.27	3,709,891,941.56	\$3,611,112,382.64	110,392,691.19
2,865,526,014.61	219,973,875.00	7,315,925.61	293,733,262.33	961,482,411.88	-660,433,223.94
94,548,466.81	-7,211,000.00	229,859.11	9,169,554.66	\$7,582,275.27	1,817,138.50
66,126,135.83	-----	1,176,135.83	7,025,792.36	8,841,422.83	-639,494.64
-----	-----	7,720.82	147,526.70	155,247.52	-----
4,492,000.00	-----	2,739,000.00	-----	2,739,000.00	-----
7,207.58	-----	7,207.58	-----	7,207.58	-----

FOOTNOTES

- 1 Disposition of excess outlays and/or obligations are the sole responsibility of the administrative agency.
- 2 The amounts in this column, unless otherwise footnoted, represent receivables sufficient to cover the excess outlays and unpaid obligations.
- 3 The amounts in this column, unless otherwise footnoted, represent excess outlays and obligations or excess receivables over unpaid obligations.
- 4 A potential Anti-Deficiency Act violation by Army National Guard Bureau may exist. The alleged violation is being investigated in accordance with applicable guidance. Supplemental appropriations action taken will return this account to a positive cash balance.
- 5 Covered by investments.
- 6 Covered by funds authorized by Congress in the Inland Waterways Trust Fund.
- 7 Covered by funds authorized by Congress in the Medicare Trust Fund.
- 8 Covered by funds authorized by Congress in the Social Security Trust Fund.
- 9 Covered by funds authorized by Congress in the Airport and Airway Trust Fund.
- 10 Covered by funds authorized by Congress in the Oil Spill Liability Trust Fund.

# INDEX



## INDEX

- A**
- Action 448
  - Administration for Children and Families 259
  - Administration of Foreign Affairs 344
  - Administration on Aging 263
  - Administrative Conference of the United States 448
  - Administrative Office of the United States Courts 69
  - Advisory Commission on Conferences in Ocean Shipping 449
  - Advisory Commission on Intergovernmental Relations 449
  - Advisory Committee on Federal Pay 449
  - Advisory Council on Historic Preservation 450
  - Affordable Housing and Bank Enterprise 468
  - African Development Foundation 100
  - Agency for Health Care Policy and Research 252
  - Agency for International Development 90
  - Agricultural Cooperative Service 121
  - Agricultural Marketing Service 122
  - Agricultural Research Service 117
  - Agricultural Stabilization and Conservation Service 126
  - Alaska Power Administration 232
  - American Battle Monuments Commission 450
  - Animal and Plant Health Inspection Service 119
  - Appalachian Regional Commission 451
  - Architect of the Capitol 51
  - Architectural and Transportation Barriers Compliance Board 452
  - Armed Services Retirement Home 201
  - Arms Control and Disarmament Agency 452
  - Assistant Secretary for Health 252
  - Atomic Energy Defense Activities 228
- B**
- Bank Insurance Funds 467
  - Barry Goldwater Scholarship and Excellence in Education Foundation 453
  - Bicentennial Expenses, the Judiciary 70
  - Board for International Broadcasting 454
  - Bonneville Power Administration 233
  - Botanic Garden 61
  - Bureau of Alcohol, Tobacco and Firearms 397
  - Bureau of Engraving and Printing 399
  - Bureau of Indian Affairs 308
  - Bureau of Labor Statistics 340
  - Bureau of Land Management 288
  - Bureau of Mines 299
  - Bureau of Reclamation 294
  - Bureau of the Census 156
  - Bureau of the Public Debt 400
- C**
- Cemeterial Expenses, Army 197
  - Centers for Disease Control and Prevention 244
  - Central Intelligence Agency 454
  - Central Utah Project 297
  - Christopher Columbus Fellowship Foundation 455
  - Christopher Columbus Quincentenary Jubilee Commission 455
  - Coast Guard 375
  - Commission for the Preservation of America's Heritage Abroad 456
  - Commission of Fine Arts 456
  - Commission on Agricultural Workers 457
  - Commission on Civil Rights 457
  - Commission on National and Community Service 458
  - Commission on the Bicentennial of the United States Constitution 458
  - Commission on the Ukraine Famine 459
  - Committee for Purchase from People Who Are Blind or Severely Disabled 459
  - Commodity Credit Corporation 136
  - Commodity Futures Trading Commission 460
  - Community Management Staff 460
  - Community Planning and Development 278
  - Compensation of the President 74
  - Comptroller of the Currency 403
  - Congressional Budget Office 51
  - Construction 413
  - Consumer Product Safety Commission 461
  - Cooperative State Research Service 118
  - Corporation for National and Community Service 461
  - Corporation for Public Broadcasting 462
  - Corps of Engineers - Civil 198
  - Council of Economic Advisers 76
  - Council on Environmental Quality and Office of Environmental Quality 76
  - Court of Veterans Appeals 462
  - Courts of Appeals, District Courts, and Other Judicial Services 67
- D**
- Deductions for Offsetting Receipts 63, 71, 145, 165, 224, 236, 265, 268, 283, 315, 329, 341, 351, 384, 404, 416, 424, 432, 441
  - Defense Nuclear Facilities Safety Board 463
  - Delaware River Basin Commission 463
  - Department of Agriculture 110
  - Department of Commerce 154
  - Department of Defense 168
  - Department of Defense - Civil 197
  - Department of Defense - Military 168
  - Department of Education 216
  - Department of Energy 228
  - Department of Health and Human Services, Except Social Security 240
  - Department of Health and Human Services, Social Security 268
  - Department of Housing and Urban Development 272
  - Department of Justice 320
  - Department of Labor 334
  - Department of State 344
  - Department of the Interior 288
  - Department of the Treasury 392
  - Department of Transportation 354
  - Department of Veterans Affairs 408
  - Departmental Administration 113, 235, 415
  - Departmental Management 223, 341
  - Departmental Offices 313, 392
  - District of Columbia 463
  - Drug Enforcement Administration 325
- E**
- Economic and Statistical Analysis 157
  - Economic Development Administration 155
  - Economics Research Service 116
  - Education Benefits 201
  - Employment and Training Administration 334
  - Employment Standards Administration 338
  - Energy Programs 229
  - Environmental Protection Agency 420
  - Equal Employment Opportunity Commission 464
  - Executive Office of the President 74
  - Executive Residence at the White House 74
  - Export Administration 158
  - Export-Import Bank of the United States 464
  - Extension Service 118
- F**
- Fair Housing and Equal Opportunity 280
  - Family Housing 190
  - Farm Credit Administration 465
  - Farm Credit System Assistance Board 465
  - Farm Credit System Financial Assistance Corporation 466
  - Farm Credit System Insurance Corporation 466
  - Farmers Home Administration 128
  - Federal Aviation Administration 373
  - Federal Bureau of Investigation 325
  - Federal Communications Commission 467
  - Federal Crop Insurance Corporation 136
  - Federal Deposit Insurance Corporation 467
  - Federal Drug Control Programs 84
  - Federal Election Commission 468
  - Federal Emergency Management Agency 469
  - Federal Financial Institutions Examination Council Appraisal Subcommittee 471
  - Federal Financing Bank 396
  - Federal Grain Inspection Service 121
  - Federal Highway Administration 354
  - Federal Hospital Insurance Trust Fund 257
  - Federal Housing Finance Board 472
  - Federal Judicial Center 69
  - Federal Labor Relations Authority 472
  - Federal Law Enforcement Training Center 394
  - Federal Maritime Commission 472
  - Federal Mediation and Conciliation Service 473
  - Federal Mine Safety and Health Review Commission 473



## INDEX

Federal Prison System 327  
 Federal Property Resources Activities 430  
 Federal Railroad Administration 368  
 Federal Savings and Loan Insurance Corporation Fund 468  
 Federal Supplementary Medical Insurance Trust Fund 258  
 Federal Trade Commission 474  
 Federal Transit Administration 371  
 Financial Management Service 394  
 Financing Accounts 103, 146, 165, 283, 316, 351, 384, 405, 416, 424, 508  
 Food and Drug Administration 240  
 Food and Nutrition Service 137  
 Food Safety and Inspection Service 120  
 Foreign Assistance Programs 131  
 Forest and Wildlife Conservation, Military Reservations 203  
 Forest Service 140  
 Franklin Delano Roosevelt Memorial Commission 474  
 Funds Appropriated to the President 84

## G

General Accounting Office 57  
 General Activities 431  
 General Administration 154, 320  
 General Services Administration 428  
 Geological Survey 298  
 Government National Mortgage Association 277  
 Government Printing Office 57

## H

Harry S Truman Scholarship Foundation 474  
 Health Care Financing Administration 256  
 Health Resources and Services Administration 241  
 House of Representatives 49  
 Housing Programs 272  
 Human Nutrition Information Service 139

## I

Immigration and Naturalization Service 326  
 Independent Agencies 448  
 Indian Affairs 308  
 Indian Health Service 243  
 Information Resources Management Service 429  
 Institute of American Indian and Alaska Native Culture and Arts  
 Development 475  
 Institute of Museum Services 488  
 Intelligence Community Staff 475  
 Inter-American Foundation 99  
 Interagency Council on the Homeless 475  
 Interagency Law Enforcement 324  
 Interest on the Public Debt 404  
 Internal Revenue Service 401  
 International Agricultural Trade Service 131  
 International Commissions 348  
 International Cultural and Trade Center Commission 476  
 International Development Assistance 88  
 International Monetary Programs 100  
 International Organizations and Conferences 347  
 International Security Assistance 85  
 International Trade Administration 157  
 International Trade Commission 476  
 Interstate Commerce Commission 476  
 Interstate Commission on the Potomac River Basin 477  
 Investment in Management Improvement 84

## J

James Madison Memorial Fellowship Foundation 477  
 Japan-United States Friendship Commission 477  
 John C. Stennis Center for Public Service Training and Development 63  
 Joint Federal-State Commission on Policies and Programs Affecting Alaska  
 Natives 478  
 Joint Items 50  
 Judiciary Retirement Funds 70

## L

Land and Minerals Management 288  
 Legal Activities 321  
 Legal Services Corporation 478  
 Legislative Branch 46  
 Legislative Branch Boards and Commissions 59  
 Library of Congress 54

## M

Management and Administration 281  
 Marine Mammal Commission 478  
 Maritime Administration 378  
 Martin Luther King, Jr. Federal Holiday Commission 479  
 Memorandum 103, 146, 165, 224, 265, 283, 316, 351, 384, 404, 416, 424,  
 445, 508  
 Merit Systems Protection Board 479  
 Military Construction 186  
 Military Personnel 168  
 Military Retirement 200  
 Military Sales Programs 101  
 Mine Safety and Health Administration 340  
 Minerals Management Service 292  
 Minority Business Development Agency 158  
 Morris K. Udall Scholarship and Excellence in National Environment Policy  
 Foundation 480  
 Multilateral Assistance 88

## N

National Advisory Council on the Public Service 480  
 National Aeronautics and Space Administration 436  
 National Afro-American History and Culture Commission 480  
 National Agricultural Library 119  
 National Agricultural Statistics Service 116  
 National Archives and Records Administration 481  
 National Biological Survey 303  
 National Capital Planning Commission 482  
 National Commission on American Indian, Alaska Native, and Native Hawaiian  
 Housing 482  
 National Commission on Financial Institutions Reform, Recovery and  
 Enforcement 482  
 National Commission on Judicial Discipline and Removal 70  
 National Commission on Libraries and Information Science 483  
 National Commission on Migrant Education 483  
 National Commission on Responsibilities for Financing Postsecondary  
 Education 484  
 National Commission on Severely Distressed Public Housing 484  
 National Council on Disability 484  
 National Credit Union Administration 485  
 National Critical Materials Council 78  
 National Education Goals Panel 486  
 National Education Standards and Improvement Council 486  
 National Endowment for the Arts 486  
 National Endowment for the Humanities 487  
 National Highway Traffic Safety Administration 367  
 National Indian Gaming Commission 315  
 National Institute of Standards and Technology 163  
 National Institutes of Health 245  
 National Labor Relations Board 488  
 National Mediation Board 489  
 National Oceanic and Atmospheric Administration 159  
 National Park Service 304  
 National Science Foundation 489  
 National Security Council 77  
 National Space Council 78  
 National Technical Information Service 162  
 National Telecommunications and Information Administration 164  
 National Transportation Safety Board 491  
 Neighborhood Reinvestment Corporation 492  
 Nuclear Regulatory Commission 492  
 Nuclear Waste Technical Review Board 493

## O

Occupational Safety and Health Administration 339  
 Occupational Safety and Health Review Commission 493

## INDEX

Office of Administration 78  
 Office of Bilingual Education and Minority Languages Affairs 218  
 Office of Educational Research and Improvement 222  
 Office of Elementary and Secondary Education 216  
 Office of Government Ethics 493  
 Office of Inspector General 315  
 Office of International Cooperation and Development 132  
 Office of Justice Programs 328  
 Office of Management and Budget 79  
 Office of National Drug Control Policy 80  
 Office of Navajo and Hopi Indian Relocation 494  
 Office of Personnel Management 440  
 Office of Policy Development 77  
 Office of Postsecondary Education 220  
 Office of Public Affairs 114  
 Office of Science and Technology Policy 80  
 Office of Special Counsel 494  
 Office of Special Education and Rehabilitative Services 218  
 Office of Surface Mining Reclamation and Enforcement 293  
 Office of the American Workplace 337  
 Office of the General Counsel 115  
 Office of the Inspector General 115, 380  
 Office of the Nuclear Waste Negotiator 494  
 Office of the Secretary 110, 263, 313, 382  
 Office of the Solicitor 314  
 Office of the United States Trade Representative 81  
 Office of Thrift Supervision 404  
 Office of Vocational and Adult Education 219  
 Official Residence of the Vice President 75  
 Operation and Maintenance 170  
 Other 349  
 Other Legislative Branch Agencies 59  
 Overseas Private Investment Corporation 98

## P

Packers and Stockyards Administration 124  
 Panama Canal Commission 495  
 Patent and Trademark Office 162  
 Peace Corps 98  
 Pennsylvania Avenue Development Corporation 495  
 Pension and Welfare Benefit Administration 338  
 Pension Benefit Guaranty Corporation 338  
 Personal Property Activities 428  
 Policy Development and Research 280  
 Postal Service 496  
 Postal Service-Payments to the Postal Service 496  
 Power Marketing Administrations 232  
 President's Commission on Catastrophic Nuclear Accidents 497  
 Procurement 178  
 Promotion of Industry and Commerce 157  
 Public and Indian Housing Programs 276  
 Public Debt Retirement 404  
 Public Health Service 240

## R

Radiation Exposure Compensation 324  
 Railroad Retirement Board 497  
 Real Property Activities 428  
 Refunds of Receipts 405  
 Research and Special Programs Administration 381  
 Research, Development, Test, and Evaluation 183  
 Resolution Trust Corporation 499  
 Rural Development Administration 133  
 Rural Electrification Administration 134

## S

Saint Lawrence Seaway Development Corporation 380

Savings Association Insurance Fund 467  
 Science and Technology 159  
 Securities and Exchange Commission 499  
 Selective Service System 500  
 Senate 46  
 Small Business Administration 444  
 Smithsonian Institution 500  
 Social Security 268  
 Social Security Administration 258  
 Soil Conservation Service 124  
 Southeastern Power Administration 233  
 Southwestern Power Administration 234  
 Special Assistance for Central America 102  
 Special Assistance to the President 75  
 State Justice Institute 502  
 Substance Abuse and Mental Health Services Administration 251  
 Supreme Court of the United States 66  
 Susquehanna River Basin Commission 502

## T

Technology Administration 162  
 Tennessee Valley Authority 503  
 Territorial and International Affairs 312  
 The Judiciary 66  
 The White House Office 74  
 Thomas Jefferson Commemoration Commission 503  
 Trade and Development Program 97

## U

Unanticipated Needs 84  
 Unemployment Trust Fund 337  
 United States Capitol Preservation Commission 62  
 United States Commission on Improving the Effectiveness of the United Nations 62  
 United States Court of Appeals for the Federal Circuit 66  
 United States Court of International Trade 67  
 United States Customs Service 397  
 United States Enrichment Corporation Fund 503  
 United States Fish and Wildlife Service 300  
 United States Holocaust Memorial Council 504  
 United States Information Agency 504  
 United States Institute of Peace 507  
 United States Mint 399  
 United States Parole Commission 321  
 United States Secret Service 403  
 United States Sentencing Commission 71  
 United States Tax Court 58  
 United States Travel and Tourism Administration 158

## V

Veterans Benefits Administration 410  
 Veterans Health Administration 408

## W

Washington Metropolitan Area Transit Authority 507  
 Water and Science 294  
 Water Resources Council 508  
 Western Area Power Administration 234  
 White House Conference for A Drug Free America 81  
 World Agricultural Outlook Board 117