

Combined Statement of Receipts, Outlays, and Balances

of the United States
Government

Fiscal Year

2020



Compiled and Published by
The U.S. Department
of the Treasury
**Bureau of the
Fiscal Service**

Combined Statement
of Receipts, Outlays, and Balances

of the United States Government
Fiscal Year 2020



Compiled and Published by
Department of the Treasury
Bureau of the Fiscal Service



COMMISSIONER

DEPARTMENT OF THE TREASURY
BUREAU OF THE FISCAL SERVICE
WASHINGTON, DC 20227

December 10, 2020

Citizens of the United States of America:

In accordance with the provisions of Section 114(a) of the Act of September 12, 1950 (31 U.S.C. 3513(a)), I am transmitting herewith the Combined Statement of Receipts, Outlays, and Balances of the United States Government for the fiscal year (FY) ended September 30, 2020.

This statement presents budget results and the cash-related assets and liabilities of the Federal Government with supporting details.

The financial results for the year include total receipts of \$3,420.0 billion, a decrease of \$42.3 billion from FY 2019 receipts; total outlays of \$6,551.9 billion, an increase of \$2,105.3 billion from FY 2019 outlays; and a \$3,131.9 billion deficit, an increase of \$2,147.5 billion from the FY 2019 deficit.

The budget figures presented in this statement represent agency reporting for FY 2020 and adjustments to those year-end figures as reported through October 16, 2020. Revisions may be necessary once agencies have fully reconciled their data.

Sincerely,

Timothy Gribben
Commissioner

Enclosure

Contents

Preface	1
Description of Accounts Relating to Cash Operations	3
Explanation of Transactions and Basis of Figures	5
Part One	
Fiscal Year 2020 Summary	
Financial Highlights	11
Receipts by Source - Summary	12
Outlays by Function	14
United States Summary General Ledger Balances	16
Part Two	
Details of Receipts	
Receipts by Source Categories	23
Part Three	
Detail of Appropriations, Outlays, and Balances	
Legislative Branch	42
Judicial Branch	66
Department of Agriculture	74
Department of Commerce	116
Department of Defense--Military Programs	130
Department of Education	176
Department of Energy	190
Department of Health and Human Services	202
Department of Homeland Security	244
Department of Housing and Urban Development	270
Department of the Interior	288
Department of Justice	318
Department of Labor	332
Department of State	344
Department of Transportation	360
Department of the Treasury	390
Department of Veterans Affairs	410
Corps of Engineers	424
Other Defense Civil Programs	430
Environmental Protection Agency	436
Executive Office of the President	442
General Services Administration	452
International Assistance Programs	458
National Aeronautics and Space Administration	480
National Science Foundation	488
Office of Personnel Management	492
Small Business Administration	496
Social Security Administration	502
Independent Agencies	508
Part Four	
Other Information	
Deposit Funds	556
Receipts by Department	581
Federal Securities Issued Under Special Financing Authority	615
Federal Securities Held as Investments of Government Accounts	617
Status of Unappropriated Receipts	625

Contents

Index

631

Preface

Treasury Profile

On September 2, 1789, an act of Congress created the Department of the Treasury. Many subsequent acts influenced the development of the Department. Those acts delegated new duties and established the numerous bureaus and divisions that now compose the Department. Today, the Treasury's mission can be categorized into four basic functions: formulating and recommending economic, financial, tax and fiscal policies; serving as financial manager and financial agent for the U.S. Government; enforcing Federal finance and tax laws; and manufacturing coins and currency.

Bureau of the Fiscal Service

The Bureau of the Fiscal Service (Fiscal Service), a bureau of the Department of the Treasury, performs a critical role in fulfilling the Treasury's mission as the Government's financial manager. For example, Fiscal Service makes Federal payments and collections. It also maintains the Government's central accounting and reporting systems. In addition, Fiscal Service administers the Government's cash management programs, credit and debt collection activities, and various other financial services.

In its role as Federal financial agent, the Fiscal Service publishes the "Combined Statement of Receipts, Outlays, and Balances of the United States Government." This statement includes data maintained in the central accounts, which are provided by Federal entities, disbursing officers and the Federal Reserve Banks.

An electronic version of the report can be found on the Fiscal Service website at <https://www.fiscal.treasury.gov/reports-statements/combined-statement/>

Legislative Requirement

The Constitution of the United States, Article 1, Section 9, clause 7, outlines requirements for a report on the receipts and outlays of the Government. It provides, in part, that "No Money shall be drawn from the Treasury, but in Consequence of Appropriations made by law; and a regular Statement and Account of the Receipts and Expenditures of all public Money shall be published from time to time."

31 U.S.C. 3513(a) provides in part, "The Secretary of the Treasury shall prepare reports that will inform the President, Congress, and the public on the financial operations of the United States Government."

This statement is recognized as the official publication of receipts and outlays. Several major Government bodies rely on data found in this report. The Congressional Budget Office uses it to serve the needs of Congress; the Office of Management and Budget uses the data to review the President's Budget programs; the Government Accountability Office uses it to perform audit activities; the various departments and agencies of the Government use it to reconcile their accounts; and the public uses it to review the operations of their Government. The budget figures presented in this statement represent agency reporting for fiscal 2019 and adjustments to those year-end figures as reported through October 17, 2019. Revisions may be necessary once agencies have fully reconciled their data. Any changes will be published in other reports prepared by the Fiscal Service that contain related information. These include: the "Daily Treasury Statement," the "Monthly Treasury Statement of Receipts and Outlays of the United States Government," and the "Treasury Bulletin."

Description of Accounts Relating to Cash Operations

The classes of accounts maintained in connection with the cash operation of the Federal Government, exclusive of public debt operations, include: (1) The accounts of fiscal officers or agents, collectively, who receive money for deposit in the U.S. Treasury or for the authorized disposition or who make expenditures by drawing checks on the Treasury of the United States or by effecting payments in some other manner; (2) the accounts of administrative agencies which classify receipt and outlay transactions according to the individual receipt, appropriation, or fund account; and (3) the accounts of the Treasury of the United States which office is responsible for the receipt and custody of money deposited by fiscal officers or agents, for the payment of checks drawn on the Treasury, and the payment of public debt securities redeemed. A set of central accounts is maintained in the Department of Treasury for the purpose of consolidating financial data reported periodically from these three sources in order to present the results of cash operations in central financial reports, for the Government as a whole, and as a means of internal control.

The central accounts relating to cash operations disclose monthly and fiscal year information on: (1) the Government's receipts by principle sources, and its outlays according to the different appropriations and other funds involved; and (2) the cash transactions, classified by types, together with certain directly related assets and liabilities which underlie such receipts and outlays. Accounting for receipts is on the basis of collections, accounting for outlays is on the basis of checks issued and cash payment made (cash basis). However, the interest on the public debt, public issues, is on the accrual basis while the interest on special issues is on the cash basis. The structure of the accounts provides for reconciliation, on a firm accounting basis, between the published reports of receipts and outlays for the Government as a whole and changes in the Treasury cash balances by means of such factors as checks outstanding, deposits in transit, and cash held outside the Treasury. Within the central accounts, receipt and outlay accounts are classified as described in the following paragraphs.

Budget Receipt and Outlay Accounts

General fund receipt accounts are credited with all receipts, which are not earmarked by law for a specific purpose. General fund receipts consist principally of internal revenue collections, which include income taxes, excise taxes, estate, gift, and employment taxes. The remainder consists of customs duties and a large number of miscellaneous receipts, including fees for permits and licenses, fines, penalties, and forfeitures; interest and dividends; rentals; royalties; and sale of Government property.

Special fund receipt accounts are credited with receipts from specific sources which are earmarked by law for a specific purpose but which are not generated from a cycle of operations. The Congress may appropriate these receipts on an annual basis or for an indefinite period of time. Examples of special fund receipts are those arising from rents and royalties under the Mineral Leasing Act, the revenue from visitors to Yellowstone National Park, the proceeds of the sale of certain timber and reserve lands, and other receipts authorized to be credited to the reclamation fund.

General fund expenditure accounts are established to record amounts appropriated by Congress to be expended for the general support of the Government. Such accounts are classified according to the limitations that are established by the Congress with respect to the period of availability for obligation of the appropriation, as 1-year, multiple-year, or "no-year" (without a time limit), and with respect to the agency authorized to enter into obligations and approve outlays.

Special fund expenditure accounts are established to record appropriated amounts of special fund receipts to be expended for special programs in accordance with specific provisions of law. These accounts are generally available without time limit, but may also be subject to time limitations as in the case of general fund accounts.

Revolving fund accounts are funds authorized by specific provisions of law to finance a continuing cycle of operations in which outlays generate receipts, and the receipts are available for outlay without further action by Congress. They are classified as (a) public enterprise funds where receipts come primarily from sources outside the Government and (b) intragovernmental funds where receipts come primarily from other appropriations or funds. These accounts are usually designated as "no-year" accounts, i.e. they are without limitation as to period of availability for outlay. Examples of public enterprise revolving funds are the Tennessee Valley Authority and the Commodity Credit Corporation. Examples of intergovernmental revolving funds are the General Supply Fund administered by the General services Administration and the Government Printing Office Revolving Fund.

Consolidated working fund accounts are established to receive (and subsequently disburse) advance payment from the agencies or bureaus pursuant to Section 601 of the Economy Act (31 U.S.C. 1535) or other provisions of law. Consolidated working funds may be credited with advances from more than one appropriation for the procurement of goods and services to be furnished by the performing agency with the use of its own facilities within the same fiscal year. Outlays recorded in these accounts are stated net of advances credited and are classified under the agencies administering the accounts. The accounts are subject to the fiscal year limitations of the appropriations or funds from which advanced.

Description of Accounts Relating to Cash Operations

Management fund accounts are working fund accounts authorized by law to facilitate accounting for and administration of intragovernmental activities (other than a continuing cycle of operations), which are financed by two or more appropriations. This classification is also often applied to the consolidated working funds for interagency activities described above.

Trust fund accounts are accounts maintained to record the receipt and outlay of monies held in trust by the Government for use in carrying out specific purposes or programs in accordance with the terms of a trust agreement or statute. The receipts of many trust funds, especially the major ones, not needed for current payments, are invested in public debt and Government Agency securities. Generally, trust fund accounts consist of separate receipt and outlay accounts, but when the trust corpus is established to perform a business-type operation, the fund is called a "trust revolving fund" and a combined receipt and outlay account is used. Some of the major trust fund accounts are the Federal Old Age and Survivors Insurance Trust Fund, Unemployment Trust Fund, Civil Service Retirement and Disability Trust Fund, The National Service Life Insurance Trust Fund, and the Highway Trust Fund.

Allocation (formerly Transfer appropriation) accounts are established to receive (and subsequently disburse) allocations which are treated as non-expenditure transactions at the time the allocation is made including certain transfers under Section 601 of the Economy Act (31 U.S.C. 1535), and similar provisions of law.

Explanation of Transactions and Basis of Figures

As indicated in the “Table of Contents,” the Combined Statement of Receipts, Outlays, and Balances of the United States Government consists of Part One - Fiscal Year Summary Statements; Part Two – Details of Receipts; and Part Three – Details of Appropriations, Outlays, and Balances.

Part One: Fiscal Year Summary

Part One consists of summary reports featuring Financial Highlights, Receipts by Source, and Outlays by Function. In addition a summary statement representing the Federal Government’s Central Summary General Ledger Account Balances is included.

Part Two: Details of Receipts

Part Two of this report contains the detail of internal revenue, customs, and miscellaneous receipts. Internal revenue and customs receipts are included in this report on the basis of reports of collections, which means they are reported as of the time that the cash received is placed under accounting control. Other receipts of the Government are reported on a collections received basis. Revolving fund and management fund receipts, reimbursements, and refunds of monies previously expended are not included in the receipt tables but are deducted from gross outlays.

Part Three: Details of Appropriations, Outlays, and Balances

Part Three of this report contains the detailed tabulations of outlays accounts, by organizational unit showing the various transactions that relate to such accounts which affect the budget surplus or deficit of the Government. The accounts are arranged according to general, special, revolving, management and trust funds; showing the titles, period of availability and account symbols. Following are explanations of the column headings in the tabulations.

1. Balances beginning of fiscal year

The amounts shown in the first money column represent ending balances as of the close of the preceding fiscal year. An analysis of the totals of these balances, expressed in terms of Fund Resources, is presented on the basis of reports of the administrative agencies, in accordance with the Treasury Financial Manual. Fund Resources include:

- Undisbursed balances (by fiscal year account)
- Investments in Federal securities—represent investment holding (as par value) of Government accounts in public debt or agency securities.
- Unfunded contract authority—represent unused authority.
- Funds held outside the Treasury—represent cash held outside Treasury, including cashier funds.
- Borrowing authority—may be classified as either “definite” or “indefinite.” Definite authority to borrow is stated by law as a specific aggregate sum that cumulative borrowings cannot exceed. Indefinite borrowing authority is categorized as either (1) unlimited borrowing authority – whereby the law allows the agency to borrow as needed or (2) authority set by legislative ceiling – whereby the law allows the agency to borrow as needed but sets a specific dollar limit on the amount outstanding at any one time. For accounts with definite borrowing authority, these amounts represent unused authority. For accounts with indefinite borrowing authority, these amounts represent those unpaid obligations covered by borrowing authority at the beginning of the fiscal year.

2. Appropriations and other obligational authority

- Appropriations—Article I, Section 9, of the Constitution of the United States provides in part that “No Money shall be drawn from the Treasury, but in Consequence of Appropriations made by Law ...” The appropriations included in this report are the amounts which Congress authorized to be established for the fiscal amounts which agencies may obligate during the time period specified in the respective appropriation acts. In some instances, the Congress re-appropriates part or all of the unobligated balances of prior-year appropriations that would otherwise expire. In other instances, the Congress authorizes the transfer of obligational authority of particular appropriation accounts and is explained by applicable footnotes. The appropriations are classified to show the amounts appropriated from an organizational standpoint, and are shown in the second money column.
- Contract authorities—represent a grant of authority by the Congress to incur obligations prior to the enactment of appropriations. Contract authority does not, in itself, permit the spending of money. It must be allowed by an appropriation to permit payment of the obligations that are incurred thereunder. New contract authority granted during the fiscal year is shown in the second money column. Appropriations enacted for the fiscal year to liquidate such authority are included in this column as current year appropriations with a corresponding decrease to unfunded contract authority.
- Authority to borrow from the Treasury and the public—In some instances, the Congress grants authority to Government corporations or agencies to make outlays from funds to be borrowed from the Secretary of the Treasury or from the public. In the case of borrowing from the Treasury, the Secretary is directed to use proceeds

Explanation of Transactions and Basis of Figures

from the sale of public debt securities. Legislation is generally specific with respect to the amount of money that can be advanced by the Treasury to each corporation or agency and often requires that borrowing transaction be accomplished by the issuance of formal notes of the agency. A few agencies of the Government are authorized by law to issue their own securities to the public. Before issuing these securities, the agencies are required to secure approval from, or consult with the Secretary of the Treasury with respect to terms of the borrowing and timing thereof. Such borrowings and repayment of borrowings from the Treasury or the public represent financing transactions, and therefore, do not affect the budget surplus or deficit. (Note: The Federal Financing Bank, created by Public Law 93-224 (87 Stat. 937) dated December 29, 1973, for the purpose of consolidating the market financing of other Federal agencies, such as the U.S. Postal Service, the Export- Import Bank of the United States, the Tennessee Valley Authority and others, similarly does not affect the budget surplus or deficit.) Increases and rescissions in borrowing authority during the fiscal year are shown in the second money column.

3. Transfers, borrowings, and investments (net)

Transfers shown in the third money column are, in the majority of cases, for the benefit of advancing appropriation accounts. Outlays from such transfer appropriation accounts are associated with the account to which the funds were originally made available.

Other transactions shown in this column include the following:

- Borrowings—represents the net amount of actual borrowings made during the fiscal year.
- Investments—represents the net par value of purchases and sale of public debt and government agency securities.
- Funds held outside the Treasury—represents cash held outside the Treasury and net cash advances to government cashiers.

4. Outlays (net)

The outlays in the fourth money column are reported generally on the basis of checks issued by Government disbursing officers net of collections. Certain modifications of this basis include:

- Interest on public issues of the public debt is on an accrual basis; interest on special issues is on a cash basis.
- Where payment is made in cash rather than by check, the cash payment is the outlay.
- Certain outlays of an intragovernmental nature do not require the issuance of checks; for example, charges made against appropriations representing a part of employees' salaries which are withheld for individual income taxes and for savings bond allotments.
- Outlays are stated net of collections representing reimbursements as authorized by law, refunds of monies previously expended, and receipts of revolving and management funds. In this connection, public debt or agency securities which are acquired in lieu of other properties, or donated, are considered as "constructive" receipt of cash and therefore, the par amounts of such securities are included as receipts (reductions of outlays) of the acquiring agency.

5. Balances withdrawn and other transactions

The fifth money column includes net transactions for several types of activities as follows:

- Unobligated balances withdrawn—represents amounts for obligations that are no longer valid and have been canceled.
- Unexpended balances withdrawn—represents reductions of appropriations pursuant to 2 U.S.C. 102(a) which provides that the unexpended balances of appropriations which are subject to disbursement by the Secretary of the Senate or the Clerk of the House of Representatives shall be withdrawn as of September 30, of the second fiscal year following the year for which provided.
- Unobligated balances canceled—represents the unobligated balances canceled pursuant to 31 U.S.C. 1552(a) which provides that "On September 30th of the 5th fiscal year after the period of availability for obligations of a fixed appropriation account ends, the account shall be closed and any remaining balance (whether obligated or unobligated) in the account shall be cancelled and thereafter shall not be available for obligation or expenditure for any purpose."
- Capital transfers—represents non-expenditure transfers from revolving funds on account of repayment of investment or distribution of earnings.
- Adjustments to borrowing authority—represents a reduction in borrowing authority when fund resources other than borrowings were used or are available to liquidate or cover unpaid obligations.

6. Balances end of fiscal year

These year-end balances represent the column 1 (opening) balances as adjusted by the transactions in columns 2, 3, 4, and 5. As such, these figures become the opening balances for the succeeding fiscal period unless otherwise footnoted (i.e. September 30, 2018 closing balances will be the corresponding opening balances for fiscal year 2019). The closing balances

Explanation of Transactions and Basis of Figures

of accounts with borrowing authority represent either (1) definite borrowing authority – unused borrowing authority at the close of the fiscal year or (2) indefinite borrowing authority – the amount equal to those unpaid obligations covered by borrowing authority at the close of the fiscal year.

Off-Budget Federal Entities

Pursuant to the Balanced Budget and Emergency Deficit Control Act of 1985 (Public Law 99-177), those entities that were formerly off-budget are now included in the budget totals. This same legislation shifted Social Security (the Federal Old-Age Survivors Insurance Trust Fund and the Federal Disability Insurance Trust Fund) off-budget. The budgetary presentation shows federal receipts, outlays, and surpluses or deficits including Social Security, and also shows separately the on-budget and off-budget components.

Part One

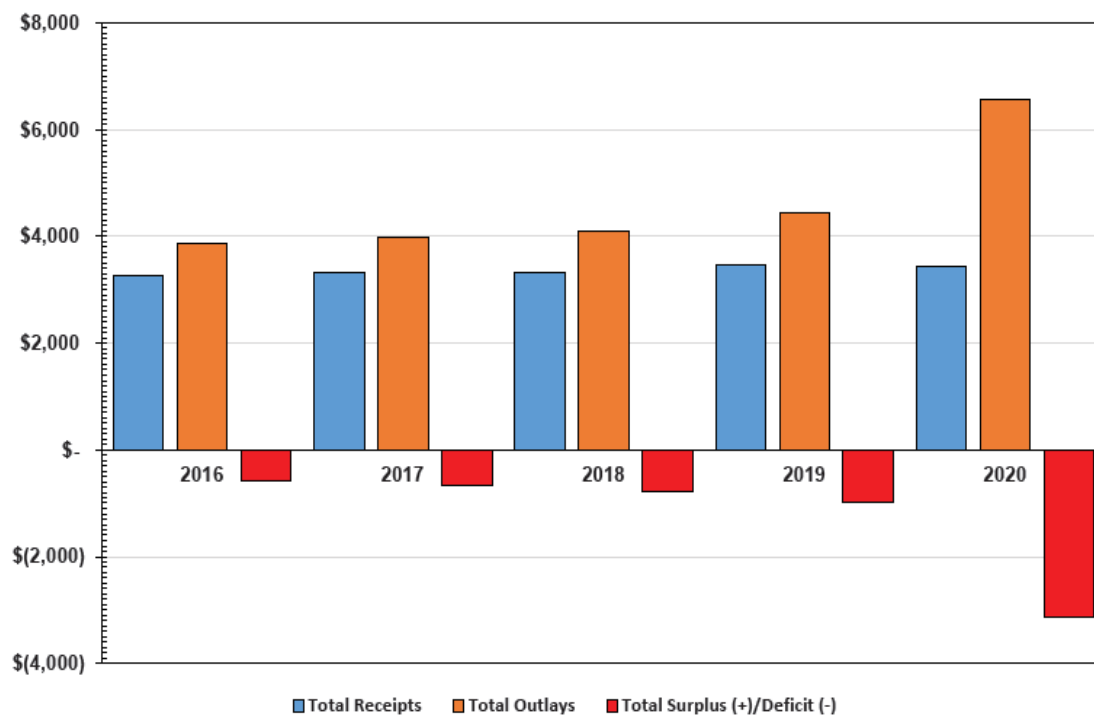
Fiscal Year 2020 Summary

FINANCIAL HIGHLIGHTS

This report shows only those financial highlights of the U.S. Government directly related to the cash operations of the Department of the Treasury and the rest of the Federal Government.

Total Receipts, Outlays and Surplus (+) or Deficit (-)

(in billions of dollars)

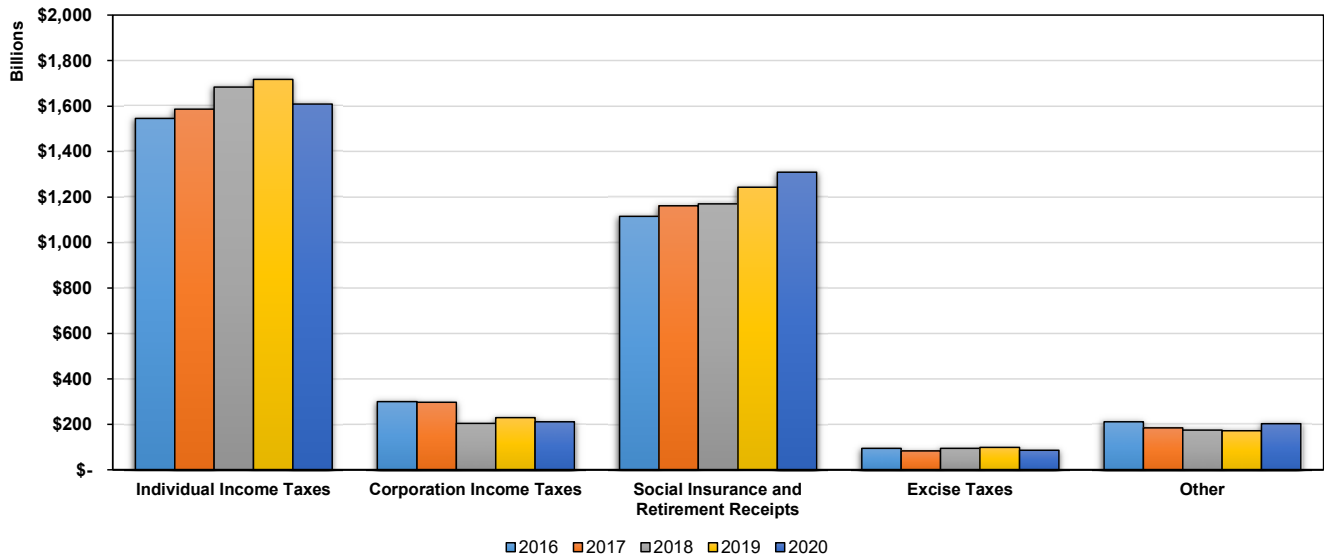
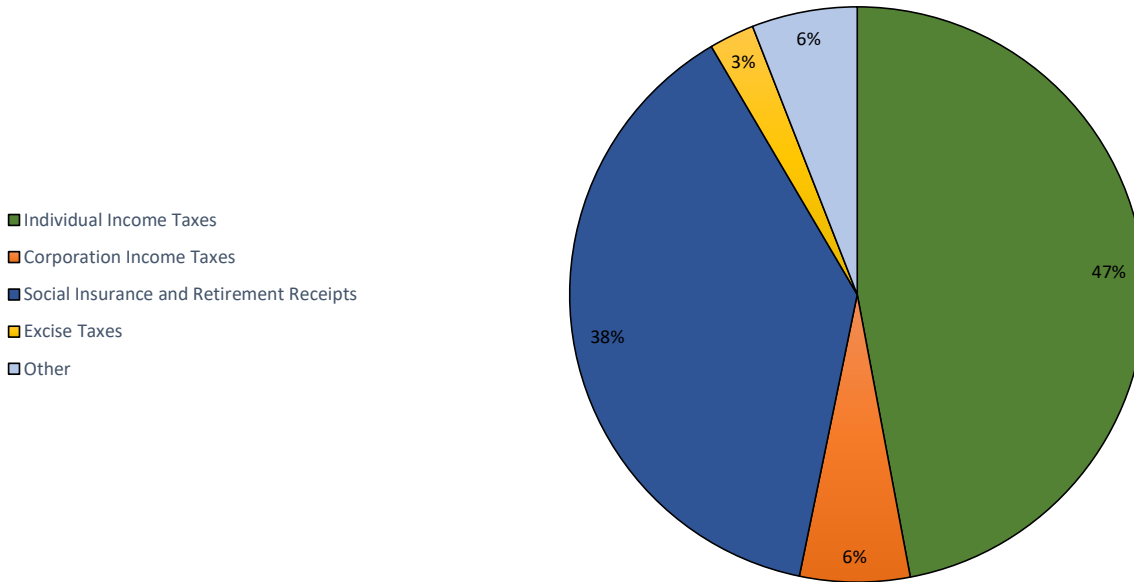


	Fiscal 2016	Fiscal 2017	Fiscal 2018	Fiscal 2019	Fiscal 2020
Total receipts.....	3,266.8	3,314.9	3,328.7	3,462.2	3,420.0
Total outlays.....	3,854.1	3,980.6	4,107.7	4,446.6	6,551.9
Total surplus (+) or deficit (-).....	-587.3	-665.7	-779.0	-984.4	-3,131.9

RECEIPTS BY SOURCE - SUMMARY

Total receipts for the United States Government in fiscal year 2020 were \$3,420.0 billion, a decrease of 1.2 percent or \$42.3 billion below the amount from fiscal year 2019. The chart below shows total receipts divided by source.

FY 2020



RECEIPTS BY SOURCE - SUMMARY

IN MILLIONS OF DOLLARS

Changes in receipts by source are discussed briefly in the text below. The table that follows depicts the amount of receipts for fiscal years 2020 and 2019 by source, including the amount and percentage of changes from fiscal year 2019.

- . **Individual Income Taxes** were \$1,608.7 billion in fiscal 2020, a decrease of 6.4 percent or \$109.2 billion below the prior fiscal year.
- . **Corporation Income Taxes** were \$211.8 billion in fiscal 2020, a decrease of 8.0 percent or \$18.4 billion below the prior fiscal year.
- . **Social Insurance and Retirement Receipts** were \$1,310.0 billion in fiscal year 2020, an increase of 5.4 percent or \$66.8 billion above the prior fiscal year.
 - . **Employment and General Retirement** contributions were \$1,261.7 billion in fiscal year 2020, an increase of 5.4 percent or \$64.3 billion above the prior fiscal year.
 - . **Unemployment Insurance** receipts were \$43.1 billion in fiscal year 2020, an increase of 5.3 percent or \$2.2 billion above the prior fiscal year.
 - . **Other Retirement** contributions were \$5.2 billion in fiscal year 2020, an increase of 8.6 percent or \$0.4 billion above the prior fiscal year.
- . **Excise Taxes** were \$86.8 billion in fiscal 2020, a decrease of 12.3 percent or \$12.1 billion below the prior fiscal year.
- . **Other**, including estate and gift taxes, customs duties, and miscellaneous receipts were \$202.7 billion in fiscal year 2020, an increase of 17.8 percent or \$30.6 billion above the prior fiscal year.
 - . **Estate and Gift Taxes** were \$17.6 billion in fiscal 2020, an increase of 5.7 percent or \$1.0 billion above the prior fiscal year.
 - . **Customs Duties** were \$68.6 billion in fiscal 2020, a decrease of 3.2 percent or \$2.2 billion below the prior fiscal year.
 - . **Miscellaneous Receipts** were \$116.5 billion in fiscal 2020, an increase of 37.7 percent or \$31.9 billion above the prior fiscal year.

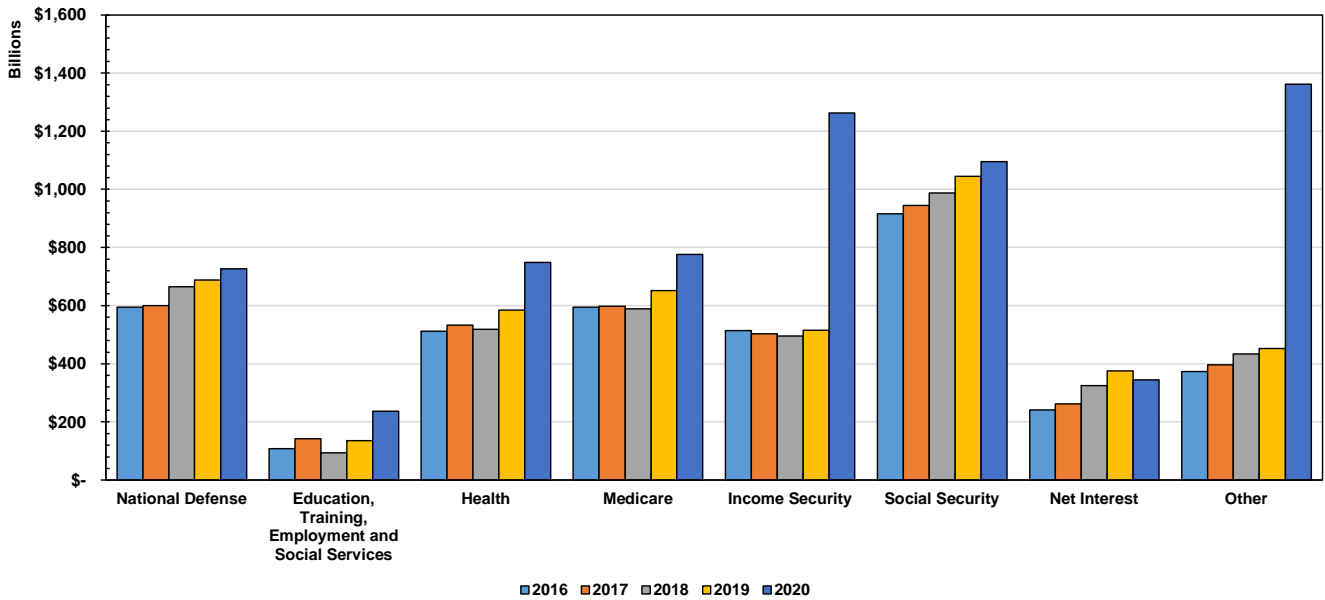
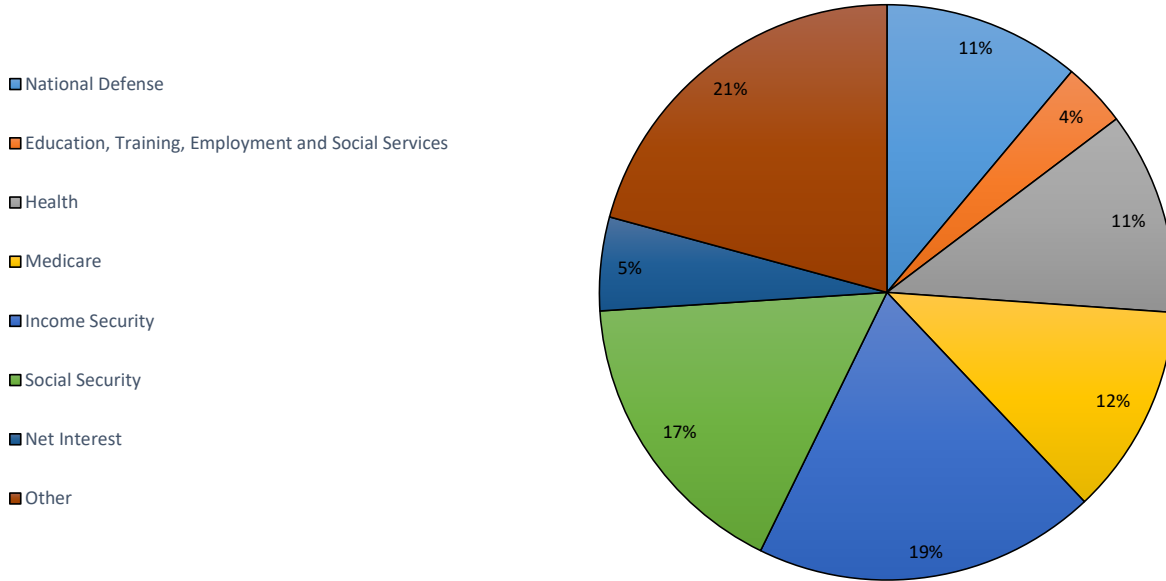
	FY 2020	FY 2019	Amount Change	Percent Change
Individual Income Taxes	1,608,662	1,717,858	-109,196	-6.4
Corporation Income Taxes	211,845	230,245	-18,400	-8.0
Social Insurance and Retirement Receipts:				
Employment and General Retirement	1,261,650	1,197,394	64,256	5.4
Unemployment Insurance	43,104	40,934	2,170	5.3
Other Retirement	5,201	4,787	414	8.6
Total Social Insurance and Retirement Receipts	1,309,954	1,243,115	66,840	5.4
Excise Taxes	86,782	98,915	-12,133	-12.3
Other:				
Estate and Gift Taxes	17,624	16,672	953	5.7
Customs Duties	68,550	70,784	-2,234	-3.2
Miscellaneous Receipts	116,538	84,637	31,901	37.7
Total Other	202,712	172,092	30,620	17.8
Total Receipts	3,419,955	3,462,223	-42,268	-1.2

Details may not add to totals due to rounding.

OUTLAYS BY FUNCTION

Total outlays for the United States Government in fiscal year 2020 were \$6,551.9 billion, an increase of 47.3 percent or \$2,105.3 billion above the amount from fiscal year 2019. The chart below shows total outlays divided by function.

FY 2020



Notable changes in outlays by function are discussed briefly in the text below. The table that follows depicts the amount of outlays for fiscal years 2020 and 2019 by function, including the amount and percentage change from fiscal year 2019.

- **National Defense** outlays were \$726.2 billion in fiscal year 2020, an increase of 5.6 percent or \$38.5 billion above the prior fiscal year.
- **Education, Training, Employment and Social Services** outlays were \$236.7 billion in fiscal year 2020, an increase of 75.5 percent or \$101.8 billion above the prior fiscal year.
- **Health** outlays were \$748.2 billion in fiscal year 2020, an increase of 27.9 percent or \$163.5 billion above the prior fiscal year.
- **Medicare** outlays were \$776.2 billion in fiscal year 2020, an increase of 19.2 percent or \$125.2 billion above the prior fiscal year.
- **Income Security** outlays were \$1,262.6 billion in fiscal year 2020, an increase of 145.0 percent or \$747.2 billion above the prior fiscal year.
- **Social Security** outlays were \$1,095.8 billion in fiscal year 2020, an increase of 4.9 percent or \$51.4 billion above the prior fiscal year.
- **Net Interest** outlays were \$344.7 billion in fiscal year 2020, a decrease of 8.2 percent or \$30.9 billion below the prior fiscal year.
- **Other** outlays were \$1,361.4 billion in fiscal year 2020, an increase of 200.6 percent or \$908.5 billion above the prior fiscal year.

OUTLAYS BY FUNCTION

IN MILLIONS OF DOLLARS

	FY 2020	FY 2019	Amount Change	Percent Change
National Defense	726,151	687,612	38,540	5.6
International Affairs	67,660	52,738	14,922	28.2
General Science, Space, and Technology	34,059	32,464	1,595	4.9
Energy	7,168	5,109	2,059	40.3
Natural Resources and Environment	40,691	35,874	4,817	13.4
Agriculture	49,153	40,158	8,995	22.4
Commerce and Housing Credit	571,657	-26,139	597,796	-2,287.0
Transportation	146,156	96,220	49,936	51.8
Community and Regional Development	83,619	29,148	54,471	186.9
Education, Training, Employment, and Social Services	236,723	134,908	101,815	75.5
Health	748,293	584,770	163,523	27.9
Medicare	776,224	650,997	125,227	19.2
Income Security	1,262,558	515,392	747,167	145.0
Social Security	1,095,817	1,044,416	51,401	4.9
Veterans Benefits and Services	218,674	200,078	18,596	9.3
Administration of Justice	72,102	65,990	6,112	9.3
General Government	176,825	19,466	157,359	808.4
Net Interest	344,705	375,605	-30,900	-8.2
Undistributed Offsetting Receipts	-106,362	-98,193	-8,168	8.3
Total Outlays	6,551,872	4,446,611	2,105,261	47.3

Details may not add to totals due to rounding.

UNITED STATES CENTRAL SUMMARY GENERAL LEDGER ACCOUNT BALANCES

ITEM	BALANCE September 30, 2020	BALANCE September 30, 2019	NET CHANGE
ASSET ACCOUNTS			
Cash and monetary assets:			
U.S. Treasury operating cash: ¹			
810400 U.S. Treasury Operating Cash - JP Morgan Chase.....	-	-	0.00
810300 Supplementary Financing Program Account.....	-	-	0.00
810500 Repurchase Agreement (REPO).....	-	-	0.00
810600 Term Investment Account.....	-	-	0.00
810700 Short-Term Cash Investments.....	-	-	0.00
810100 + 810200 U.S. Treasury operating cash - Federal Reserve Accounts Balance	<u>1,781,678,971,239.37</u>	<u>382,483,155,557.62</u>	<u>1,399,195,815,681.75</u>
Special drawing rights:			
811000 Holdings of Special Drawing Rights	51,732,942,798.51	49,976,358,478.64	1,756,584,319.87
811100 SDR Certificates Issued to Federal Reserve Banks Balance	<u>-5,200,000,000.00</u>	<u>-5,200,000,000.00</u>	<u>-</u>
	<u>46,532,942,798.51</u>	<u>44,776,358,478.64</u>	<u>1,756,584,319.87</u>
Reserve position on the U.S. quota in the IMF:			
U.S. subscription to the International Monetary Fund:			
811400 Investment in the International Monetary Fund (IMF) -			
Direct Quota Payments	111,629,078,113.37	111,629,078,113.37	-
811500 Investment in the IMF - Maintenance of Value Adjustments	5,191,436,438.94	1,517,418,666.58	3,674,017,772.36
811600 Due IMF for Subscriptions and Drawing (Letter of Credit)	-82,546,310,951.48	-91,228,193,252.92	8,681,882,301.44
811700 Receivable/Payable for Interim Maintenance of Value Adjustments, IMF	-2,698,002,417.91	1,341,150,804.92	-4,039,153,222.83
811800 Dollar Deposits with the IMF Balance	<u>-365,061,862.97</u>	<u>-304,241,854.59</u>	<u>-60,820,008.38</u>
	<u>31,211,139,319.95</u>	<u>22,955,212,477.36</u>	<u>8,255,926,842.59</u>
Loans to the International Monetary Fund:			
811900 Loans to the IMF	<u>1,770,051,733.10</u>	<u>2,759,268,931.16</u>	<u>-989,217,198.06</u>
Other cash and monetary assets:			
812200 Other U.S. Treasury Monetary Assets	79,890.00	79,890.00	-
812300 General Depositories - Deferred Accounts	-3,869,259.12	7,909,619.90	-11,778,879.02
812400 Transit Account - Other U.S. Treasury Monetary Assets.....			0.00
812500 Mutilated Paper Currency held by the Bureau of Engraving and Printing	13,898,765.01	26,547,338.01	-12,648,573.00
812600 Transit Account - Mutilated Paper Currency.....			0.00
1050 Bureau of Engraving and Printing Accountability for U.S. Notes.....			0.00
1060 U.S. Treasury time deposits, foreign depositories.....			0.00
1065 U.S. Treasury Time Deposits, Minority Bank Depositories (EFTPS)..			0.00
812900 Cash Accountability of Disbursing and Collecting Officers	1,315,350,639.49	1,399,992,500.72	-84,641,861.23
813000 RFC Accountability	37,860.88	42,777.76	-4,916.88
813200 Change in Non-Federal Securities (Market Value)	-15,510,917,987.68	1,273,794,887.16	-16,784,712,874.84
813300 Funds Held Outside of Treasury (Budgetary)	3,139,235,626.66	3,254,659,302.08	-115,423,675.42
813400 Transit Account - Transfers of Cash - U.S. Disbursing Officers	43,402,880.16	41,018,584.46	2,384,295.70
813500 Offset of Change in Non-Federal Securities	15,510,917,987.68	-1,273,794,887.16	16,784,712,874.84
813600 + 813700 + 813800 Exchange Stabilization Fund	21,615,498,729.52	20,595,796,761.94	1,019,701,967.58
813900 Revaluation of Investments in Exchange Stabilization Fund	-22,759,958.08	1,098,809,302.21	-1,121,569,260.29
814000 Cash Accountability for USDO - Charleston	68,604,392.95	64,989,004.95	3,615,388.00
814100 Cash Accountability for USDO - Bangkok	66,058,551.38	51,579,727.25	14,478,824.13
814200 Cash Accountability for the Bureau of Engraving and Printing Total other cash and monetary assets	<u>26,235,514,636.95</u>	<u>26,541,405,958.38</u>	<u>-305,891,321.43</u>
Total cash and monetary assets	<u>1,887,428,619,727.88</u>	<u>479,515,401,403.16</u>	<u>1,407,913,218,324.72</u>
814500 Non-Federal Securities of the National Railroad Retirement Investment Trust	<u>24,357,541,690.42</u>	<u>24,057,708,086.75</u>	<u>299,833,603.67</u>
Guaranteed Loan Financing			
815000 Net activity, Guaranteed Loan Financing	<u>-466,712,508,762.54</u>	<u>32,488,043,928.35</u>	<u>-499,200,552,690.89</u>
Direct Loan Financing			
815500 Net activity, Direct Loan Financing	<u>1,613,268,107,115.09</u>	<u>1,414,936,272,792.03</u>	<u>198,331,834,323.06</u>
Miscellaneous asset accounts:			
816000 U.S. Treasury Miscellaneous Assets	20,685,324.88	20,685,324.88	-
816100 Foreign Depository Banks Unclassified Items			-
816200 Federal Reserve Banks, Deferred Items			-
816400 Transfer of Cash between Federal Reserve Bank.....			-
816500 Transit Account, U.S. Treasury Miscellaneous Assets.....			-
816600 Transit Account, U.S. Treasury - Owned Gold.....			-
816700 U.S. Treasury - Owned Gold	11,041,058,821.09	11,041,058,821.09	-
816800 Gold Certificate Fund, Board of Governors of the Federal Reserve System ²	-11,036,836,601.10	-11,036,836,601.10	-
816900 Foreign Transactions (FT) - Collection and Disbursements X7000.....			0.00
817000 U.S. Currency with the IMF	365,061,862.97	304,241,854.59	60,820,008.38
817100 Receivable on U.S. Treasury Securities.....			-
817200 Receivable for Forged, or Incorrect Payment of all U. S. Government checks	230,213.65	139,957.84	90,255.81
817300 Deferred Charge/Credit, Loans to IMF.....			0.00
817400 Deposits in Transit to the Treasury Account	-1,271,264,105.23	-1,521,915,180.06	250,651,074.83
817500 Deposits in Transit Difference Suspende.....			0.00
817700 Deposits in Suspende, Electronic Funds Transfer (OFAC).....	-501,664.79		-501,664.79

UNITED STATES CENTRAL SUMMARY GENERAL LEDGER ACCOUNT BALANCES

ITEM	BALANCE September 30, 2020	BALANCE September 30, 2019	NET CHANGE
817800 Deposits in Suspense, Electronic Funds Transfer.....			0.00
817800 Deposits in Suspense, Electronic Funds Transfer			0.00
817900 E-Commerce Collections	4,362,830.04	4,487,904.24	-125,074.20
818000 Transit Account - Unclassified Receipts, EFT.....			0.00
818100 Transit Account - EFT FMS.....			0.00
818000 Transit Account - Unclassified Receipts, EFT			0.00
818200 Undistributed Disbursing Transactions (SOT, FMS-224 Revised)	199,705,298.38	226,949,412.65	-27,244,114.27
818300 Cash Receivable, Federal Tax Deposits, Internal Revenue Service..			
818400 Transit Account - Foreign Restorations TFC's.....			
818500 Special Reclassification and Write Off of Aged Receipt Accounts and Other Outstanding Differences.....			
818600 Special Reclassification and Write Off Procedures.....			
Total miscellaneous asset accounts	-677,498,020.11	-961,188,505.87	283,690,485.76
Total asset accounts	<u>3,057,664,261,750.74</u>	<u>1,950,036,237,704.42</u>	<u>1,107,628,024,046.32</u>
EXCESS OF LIABILITIES			
Budget and off-budget financing:			
831000 Accumulated Excess of Liabilities	15,008,798,441,361.70	14,024,277,696,118.10	984,520,745,243.60
850100 Net Receipts	-3,419,955,005,765.34	-3,462,223,423,570.65	42,268,417,805.31
860100 Net Outlays	6,551,872,383,194.89	4,446,611,013,126.17	2,105,261,370,068.72
Total budget and off-budget financing	<u>18,140,715,818,791.20</u>	<u>15,008,665,285,673.60</u>	<u>3,132,050,533,117.63</u>
Transactions not applied to current year's surplus or deficit:			
870100 Seigniorage	40,000,000.00	540,000,000.00	-500,000,000.00
870200 Profit on the sale of Gold.....			
870400 Proceeds from Sale of Loan assets with Recourse.....			
870500 Net Gain/Loss on IMF Loan Valuation Adjustment	-105,741,478.73	-188,926,816.68	83,185,337.95
870800 Special Reclass and Write-Off of Aged Budget Clearing Accounts			0.00
870900 Premium/Discount on Early Buyback of U.S. Treasury Securities	186,140.06	2,069,015.03	-1,882,874.97
871000 Net Gain/Loss on IMF Quota	918,746,850.97	-486,297,886.36	1,405,044,737.33
Total transactions not applied to current year's surplus or deficit	<u>853,191,512.30</u>	<u>-133,155,688.01</u>	<u>986,347,200.31</u>
Total excess of liabilities (+) or assets (-)	<u>18,139,862,627,278.90</u>	<u>15,008,798,441,361.60</u>	<u>3,131,064,185,917.32</u>
Total assets and excess of liabilities	<u>21,197,526,889,029.70</u>	<u>16,958,834,679,066.00</u>	<u>4,238,692,209,963.64</u>
LIABILITY ACCOUNTS			
Borrowing from the public:			
Treasury securities, issued under general Financing authorities:			
820100 + 820400 Debt Held by the Public	21,018,951,186,008.00	16,809,091,430,176.00	4,209,859,755,832.00
820300 Intragovernmental Holdings	5,926,439,114,229.52	5,910,309,428,261.98	16,129,685,967.54
Total Treasury securities outstanding ³	<u>26,945,390,300,237.50</u>	<u>22,719,400,858,438.00</u>	<u>4,225,989,441,799.54</u>
Plus Premium on Treasury Securities:			
820500 Deferred Interest (Premium) on Public Debt Subscriptions, U.S. Treasury securities	<u>45,620,166,612.00</u>	<u>32,781,109,003.51</u>	<u>12,839,057,608.49</u>
Less:			
Discount on Treasury Securities:			
820600 Deferred Interest (Discount) on U.S. Treasury Securities	<u>110,052,898,812.65</u>	<u>105,621,483,503.38</u>	<u>4,431,415,309.27</u>
Total Treasury securities net of premium and discount	<u>26,880,957,568,036.90</u>	<u>22,646,560,483,938.10</u>	<u>4,234,397,084,098.76</u>
Agency securities, issued under special financing authorities			
821000 Principal of Outstanding Agency Securities	<u>20,151,269,399.26</u>	<u>21,454,567,657.26</u>	<u>-1,303,298,258.00</u>
Total Federal securities	<u>26,901,108,837,436.10</u>	<u>22,668,015,051,595.40</u>	<u>4,233,093,785,840.80</u>
Deduct:			
Federal securities held as investments of government accounts			
821500 Investment in Certain Deposit Funds	-1,169,000.00	-1,169,000.00	-
821600 Investment of Government Accounts in Public Debt Securities	5,907,763,095,449.80	5,893,424,114,590.66	14,338,980,859.14
821700 Investment of Government Accounts in Agency Securities	2,269,000.00	1,254,000.00	1,015,000.00
Total Federal securities held as investments of government accounts	<u>5,907,764,195,449.80</u>	<u>5,893,424,199,590.66</u>	<u>14,339,995,859.14</u>
Less			
Discount on Federal Securities:			
821800 Discount on Federal Securities Held as Investments in Government Accounts	<u>25,726,854,999.63</u>	<u>28,200,686,556.77</u>	<u>-2,473,831,557.14</u>
Net Federal securities held as investments of government accounts less discount	<u>5,882,037,340,450.17</u>	<u>5,865,223,513,033.89</u>	<u>16,813,827,416.28</u>
Total borrowing from the public	<u>21,019,071,496,985.90</u>	<u>16,802,791,538,561.50</u>	<u>4,216,279,958,424.57</u>
Accrued interest payable to the public:			
822500 Accrued Interest Payable on Exchange of Deferred Public Debt Subscriptions, United States Treasury Securities	<u>70,655,536,648.08</u>	<u>73,285,276,184.40</u>	<u>-2,629,739,536.32</u>
Allocations of special drawing rights:			

UNITED STATES CENTRAL SUMMARY GENERAL LEDGER ACCOUNT BALANCES

ITEM	BALANCE September 30, 2020	BALANCE September 30, 2019	NET CHANGE
823000 Allocation of Special Drawing Rights	49,709,292,841.95	48,146,220,809.17	1,563,072,032.78
Deposit funds:			
823500 + 823600 + 823700 + 823800 Deposit Funds	32,150,893,994.92	26,128,583,163.64	6,022,310,831.28
Miscellaneous liability accounts:			
824000 Corporate Securities and Interest Checks Outstanding.....		6,666,220,893.44	-6,666,220,893.44
824100 Transit Account - Symbol/Serial Payment Edit Discrepancies on U.S. Treasury Checks.....			0.00
824200 Transit Account - Payment Account Discrepancies on U.S. Treasury checks.....			0.00
824300 Transit Account - Payment of U.S. Treasury Checks Without Issue Data.....			0.00
824400 Disbursing Officers Checks Outstanding - Unfunded Accounts of Four-Digit Symbols	11,871,264,038.63		11,871,264,038.63
824500 Transit Account - Payment of U.S. Treasury Checks Pending Archive Retrieval (Deferred Payments).....			0.00
824600 Transit Accounts - Adjustment of U.S. Treasury Check Payments with Federal Reserve Banks	-515,667.67	-163,688.83	-351,978.84
824700 Transit Account - Uncollectable Payment Amount Discrepancies on US Treasury Checks.....			0.00
824900 Non-Budgetary Impact Accounts.....			0.00
825000 Transit Accounts - U.S. Treasury Check Discrepancies 8025 Coinage Metal Accounts Payable.....	-60,759,030.88	-252,695,405.39	191,936,374.51
825200 Disbursing Officers' Payments - Electronic Funds Transfer.....			0.00
825300 Postal Money Orders Outstanding - Actual 8034 Postal money orders outstanding - Estimates.....	749,189,893.25	593,494,615.03	155,695,278.22
825400 Payment Vouchers on Letters of Credit Outstanding.....			0.00
825600 Deferred Receipt and Outlay Transactions U.S. Postal Service.....			0.00
825700 Unamortized Premium (Discount) on Public Debt Securities	12,008,157,898.38	-817,164.16	12,008,975,062.54
825800 Transfer of Unprocessed U.S. Treasury Checks - Unclassified.....		-9,977.09	9,977.09
825900 Transit Account - Unclassified Charges, EFT.....			0.00
826000 Transit Account - Unclassified Receipts and Outlay Telegraphic Reports.....			0.00
826100 Transit Account - Checks on U.S. Treasury Cashied - Unclassified...			0.00
826200 Transit Account - Suspense Items, U.S. Treasury 8071 Transit account - Check, Returned Items LP Data.....			0.00
826300 Transfer of U.S. Treasury Check Data			0.00
826400 Transit Account - Transfer of Symbol/Serial Misread Between CP&R systems.....			0.00
826500 Adjustment of U.S. Treasury Check Data.....			0.00
826600 Suspense Items, Invalid Agency Location Codes.....			0.00
826700 Transit Account - Borrowing from FFB and Treasury.....			0.00
826900 Cash-Link Miscellaneous Transfers.....			0.00
827000 Transit Account - Unprocessed Cash Link Restorations.....			0.00
827100 Cash-Link ACH Transfers.....			0.00
827200 Cash-Link, FRB Book Entry Transfer...		69.00	-69.00
827300 Federal Reserve - Electronic Tax Application Settlement...		-69.00	69.00
827700 Check Claims (Suspense)	3,752,317.75	3,708,621.92	43,695.83
827800 Tennessee Valley Authority Alternative Financing Transactions	1,338,086,048.97	1,443,091,811.65	-105,005,762.68
827900 Miscellaneous Liability Accounts - BPD.....			0.00
828100 Transit Account - Statement of Accountability (Department of Defense - Air Force)	243,091.08	243,091.08	-
828200 Transit Account - Statement of Accountability (Department of Defense - Army)	-106,599.10	-115,599.10	9,000.00
828300 Transit Account - Discrepancies in U.S. Disbursing Officers' Accounts	-450.00	-450.00	-
828400 Exchange Receipts and Payments by U.S. Disbursing Officers.....			0.00
828500 Transit Account - Payment by One Disbursing Officer for Account of Another Disbursing Officer, Division of Disbursement and U.S. Disbursing Officers - Not Yet Classified	-55,347.03	-55,347.03	-
828600 Capital Transfer Account	30,412,365.45	30,158,945.92	253,419.53
828700 PIR FRB Book Transfer	-	-	-
Total miscellaneous liability accounts	25,939,668,558.83	8,483,060,347.44	17,456,608,211.39
Total liability accounts	21,197,526,889,029.70	16,958,834,679,066.10	4,238,692,209,963.60
1 Major sources of information used to determine Treasury's operating cash include Federal Reserve Banks, the Treasury Regional Finance Centers, the Internal Revenue Service Centers, the Bureau of the Fiscal Service and various electronic systems. Deposits are reflected as received and withdrawals are reflected as processed.			
2 The difference between Gold and Gold Certificates represents 100,000 fine troy ounces of unmonetized gold held by the U.S. Mint as assurance that Gold Certificates are fully backed by Reserve Gold.			
3 Rounding differences are due to system application errors			
r Revised			

Part Two

Details of Receipts

Receipts by Source Categories

Classification	Account Symbol				Receipt Offset Against Outlays
	AID	A	MAIN	SUB	
Budget Receipts					
Individual Income Taxes					
Withheld Individual Income and FICA Taxes	020		0101	000	1,245,327,934,138.06
Individual Income Tax, Other	020		0110	000	601,742,720,394.78
Refunding Internal Revenue Collections (Indefinite), Treasury	020	X	0903	000	-238,583,573,996.47
Unidentified Cash Collections, Federal Tax Deposits, Internal Revenue Service, Ogden, Utah	020		F 3820	029	-1,744,146.54
Presidential Election Campaign Fund	020	X	5081	001	24,138,903.00
Fees, Private Collection Agent Program, Internal Revenue Service, Treasury	020	X	5510	001	76,225,596.25
Fees, Special Compliance Personnel Program, Internal Revenue Service, Treasury	020	X	5622	001	76,225,596.25
Total, Individual Income Taxes					1,608,661,926,485.33
Corporation Income Taxes					
Corporation Income and Excess Profits Taxes	020		0111	000	263,847,838,905.48
Refunding Internal Revenue Collections (Indefinite), Treasury	020	X	0903	000	-52,003,176,581.82
Total, Corporation Income Taxes					211,844,662,323.66
Social Insurance and Retirement Receipts					
Employment and General Retirement					
Federal Old-Age and Survivors Insurance Trust Fund:					
Transfers from General Fund of Amounts Equal to FICA Taxes, Federal Old-Age and Survivors Insurance Trust Fund	028	X	8006	001	782,740,923,361.31
Transfers from General Fund of Amounts Equal to SECA Taxes, Federal Old-Age and Survivors Insurance Trust Fund	028	X	8006	011	42,565,832,776.44
Total, Federal Old-Age and Survivors Insurance Trust Fund					825,306,756,137.75
Federal Disability Insurance Trust Fund:					
Transfers from General Fund of Amounts Equal to FICA Taxes, Federal Disability Insurance Trust Fund	028	X	8007	001	132,939,877,978.55
Transfers from General Fund of Amounts Equal to SECA Taxes, Federal Disability Insurance Trust Fund	028	X	8007	011	7,180,984,768.19
Total, Federal Disability Insurance Trust Fund					140,120,862,746.74
Federal Hospital Insurance Trust Fund:					
Transfers from General Fund of Amounts Equal to FICA Taxes, Federal Hospital Insurance Trust Fund	075	X	8005	001	271,225,747,442.11
Receipts from Railroad Retirement Account, Federal Hospital Insurance Trust Fund	075	X	8005	010	582,900,000.00
Transfers from General Fund of Amounts Equal to SECA Taxes, Federal Hospital Insurance Trust Fund	075	X	8005	011	19,968,724,353.29
Total, Federal Hospital Insurance Trust Fund					291,777,371,795.40
Railroad Retirement:					
Taxes, Social Security Equivalent Benefit Account, Railroad Retirement Board	060	X	8010	002	2,310,990,725.85
Receipts Transferred to Federal Hospital Insurance Trust Fund, Social Security Equivalent Benefit Account, Railroad Retirement Board	060	X	8010	021	-582,900,000.00
Railroad Retirement Taxes, Railroad Retirement Account	060	X	8011	002	2,716,954,737.61
Total, Railroad Retirement					4,445,045,463.46
Total, Employment and General Retirement					1,261,650,036,143.35
Unemployment Insurance					
Transfers from General Fund of Amounts Equal to FUTA Taxes, Unemployment Trust Fund	016	X	8042	001	6,160,829,204.78
State Accounts, Deposits by States, Unemployment Trust Fund	016	X	8042	003	36,862,926,161.58
Deposits by Railroad Retirement Board, Unemployment Trust Fund	016	X	8042	005	80,032,339.92
Total, Unemployment Insurance					43,103,787,706.28
Other Retirement					
Federal Employees' Retirement--Employee Share:					
Deductions from Employees Salaries, Judicial Survivors Annuities Fund, The Judiciary	010	X	8110	001	6,358,663.64
Deductions from Employees Salaries, Tax Court Judges Survivors Annuity Fund, United States Tax Court	023	X	8115	001	183,643.32
Judicial Officers Annuities Deducted from Employees Salaries, The Judiciary	010	X	8122	001	4,306,245.50
Deductions from Employees Salaries, Civil Service Retirement and Disability Fund	024	X	8135	001	4,529,875,963.81
Voluntary Contributions, Donations, Service Credit Payments, Etc., Civil Service Retirement and Disability Fund	024	X	8135	003	586,122,991.43
Deductions from Employees' Salaries, Foreign Service Retirement and Disability Fund, State	019	X	8186	001	36,172,847.03
Voluntary Contributions, Donations, Service Credit Payments, Etc., Foreign Service Retirement and Disability Fund, Suspense	019	X	8186	003	1,049,947.70
Deductions from Employees Salaries	020	X	8212	001	664,778.83
Employee Contributions, United States Court of Appeals for Veterans Claims	345	X	8290	001	79,308.65
Deductions, Armed Forces Retirement Home Trust Fund, Armed Forces Retirement Home	084	X	8522	001	6,804,086.10
Total, Federal Employees' Retirement--Employee Share					5,171,618,476.01
Non-Federal Employees Retirement:					
Contributions from Employing Non-Federal Agencies, Civil Service Retirement and Disability Fund	024	X	8135	021	28,994,049.76
Total, Other Retirement					5,200,612,525.77
Total, Social Insurance and Retirement Receipts					1,309,954,436,375.40
Excise Taxes					
Excise Taxes	020		0152	000	14,908,202,508.39
Excise Taxes-TTB	020		0152	010	18,863,138,496.32
Excise Taxes, U.S. Customs and Border Protection, Homeland Security	070		0152	000	3,802,928,952.32
Refunding Internal Revenue Collections (Indefinite), Treasury	020	X	0903	000	-9,296,861,409.74
Recovery from Airport and Airway Trust Fund for Refunds of Taxes	020		3094	000	18,951,057.02
Land and Water Conservation Fund, Motorboat Fuels Tax, National Park Service	014		5005	003	1,000,000.00
Federal Aid to Wildlife Restoration Fund 1975	014	X	5029	003	701,625,711.27
Aviation Fees, Overflight Fees, Federal Aviation Administration, Transportation	069		5422	004	109,473,091.77
Deposits, Internal Revenue Collections for Puerto Rico	020	X	5737	001	471,072,801.01
Fee on Branded Prescription Pharmaceutical Manufacturers and Importers, Federal Supplementary Medical Insurance Trust Fund	075	X	8004	008	3,167,252,573.99
Deposits, Highway Account, (Highway Trust Fund)	069	X	8102	001	37,565,921,900.97
Deposits, Mass Transit Account (Highway Trust Fund)	069	X	8102	011	5,198,053,887.96

Receipts by Source Categories

Classification	Account Symbol				Receipt Offset Against Outlays
	AID	A	MAIN	SUB	
Budget Receipts - Continued					
Deposits, Airport and Airway Trust Fund	069	X	8103	001	9,015,738,616.09
Transfer from General Fund, Black Lung Benefits Revenue Act Taxes, Black Lung Disability Trust Fund	016	X	8144	001	301,447,414.00
Transfers from the General Fund for the Sport Fish Restoration Account, Aquatic Resources Trust Fund	070	X	8147	002	646,494,555.46
Transfers from General Fund of Amounts Equal to Certain Taxes, Leaking Underground Storage Tank Trust Fund	068	X	8153	001	219,210,034.15
Transfer from General Fund of Amounts Equivalent to Certain Taxes, Vaccine Injury Compensation Trust Fund, Health and Human Services	075	X	8175	001	310,216,295.27
Transfers from General Fund of Amount Equal to Certain Taxes, Oil Spill Liability Trust Fund	070	X	8185	001	400,354,847.61
Fees on Health Insurance and Self-Insured Health Plans, Patient-Centered Outcomes Research Trust Fund	579		8299	001	266,155,432.00
Transfer from General Fund, Inland Waterways Revenue Act Taxes, Inland Waterways Trust Fund	096	X	8861	001	111,690,580.00
Total, Excise Taxes					86,782,067,345.86
Estate and Gift Taxes					
Estate and Gift Taxes	020		0153	000	18,197,587,539.60
Refunding Internal Revenue Collections (Indefinite), Treasury	020	X	0903	000	-573,431,517.82
Total, Estate and Gift Taxes					17,624,156,021.78
Customs Duties					
Duties on Imports	020		0310	000	51,915,945,253.11
Refunds and Drawbacks, United States Customs Service (Indefinite), Treasury	070	X	0505	000	-7,085,425,478.30
Import Duties on Arms and Ammunition	014	X	5137	002	48,605,647.51
30% of Customs Duties, Funds for Strengthening Markets, Income, and Supply (Section 32)	012	X	5209	001	22,274,131,245.84
3.08 Percent of Customs Duties, Agricultural Disaster Relief Trust Fund, Farm Service Agency, Agriculture	012	X	5531	001	38,220.26
Transfers from General Fund of Amounts Equal to Certain Customs Duties, Reforestation Trust Fund, Forest Service	012	X	8046	001	30,000,000.00
Custom Duties, Aquatic Resources Trust Fund, Sport Fish Restoration	070	X	8147	005	57,110,888.14
Transfers from General Fund of Amounts Equal to Certain Taxes, Harbor Maintenance Trust Fund	096	X	8863	001	1,309,824,068.95
Total, Customs Duties					68,550,229,845.51
Miscellaneous Receipts					
Miscellaneous Taxes					
National Indian Gaming Commission, Gaming Activity Fees, Interior	014	X	5141	003	20,768,466.69
Deposits, Duties and Taxes, Puerto Rico, USCS, Homeland Security	070	X	5687	001	225,381,736.76
Total, Miscellaneous Taxes					246,150,203.45
Deposit of Earnings, Federal Reserve System					
Deposit of Earnings, Federal Reserve System	020		0650	000	81,880,086,657.97
Transfers from the Federal Reserve					
Transfers from the Federal Reserve Board, Bureau of Consumer Financial Protection Fund	581	X	5577	001	537,200,000.00
Defense Cooperation					
Contributions from Kuwait, Host Nation Support for U.S. Relocation Activities	097	X	8337	001	1,202,129.42
Contributions from Japan, Host Nation Support for U.S. Relocation Activities	097	X	8337	003	87,604,759.63
Contributions from South Korea, Host Nation Support for U.S. Relocation Activities	097	X	8337	004	56,528,679.30
Contributions from Japan, Support for U.S. Relocation to Guam Activities, Defense	097	X	8358	001	367,020,000.00
Total, Defense Cooperation					512,355,568.35
Fees for Permits and Regulatory and Judicial Services					
Immigration, Passport, and Consular Fees	019		0830	000	503,638,650.83
Breached Bond Penalties, Immigration and Customs Enforcement, Homeland Security	070		0834	000	8,000,000.00
Registration and Filing Fees	010		0850	000	1,007,775.45
Registration and Filing Fees	020		0850	000	89,700.00
Registration, Filing and Transaction Fees, Securities and Exchange Commission	050		0850	150	699,468,374.81
Registration and Filing Fees	070		0850	000	1,174,486.95
Registration and Filing Fees, Commodity Futures Trading Commission	339		0850	140	1,165,011.00
Registration Fees, Drug Enforcement Administration	015		0854	000	15,000,000.00
Filing Fees, The Judiciary	010		0864	000	46,442,143.15
Filing Fees, Bankruptcy, The Judiciary	010		0865	000	297,207.72
Fees for Legal and Judicial Services, Not Otherwise Classified	010		0869	000	41,074,857.50
Fees for Legal and Judicial Services, Not Otherwise Classified	016		0869	000	328.15
Fees for Legal and Judicial Services, Not Otherwise Classified	019		0869	000	5.87
Fees for Legal and Judicial Services, Not Otherwise Classified	023		0869	000	52,457.46
Fees for Legal and Judicial Services, Not Otherwise Classified	036		0869	000	225.00
Fees for Legal and Judicial Services, Not Otherwise Classified, Court of Appeals for Veterans Affairs	345		0869	042	146,340.00
Chapter Eleven Filing Fees, Bankruptcy, Justice	015		0870	000	5,738,803.69
Miscellaneous Fees for Regulatory and Judicial Services, Not Otherwise Classified	012		0891	000	1,597,704.07
Miscellaneous Fees for Regulatory and Judicial Services, Not Otherwise Classified	013		0891	000	1,264,782.08
Miscellaneous Fees for Regulatory and Judicial Services, Not Otherwise Classified	014		0891	000	824.13
Miscellaneous Fees for Regulatory and Judicial Services, Not Otherwise Classified	015		0891	000	4,942,161.62
Miscellaneous Fees for Regulatory and Judicial Services, Not Otherwise Classified	019		0891	000	141,687.12
Miscellaneous Fees for Regulatory and Judicial Services, Not Otherwise Classified	020		0891	000	606,871,191.00
Miscellaneous Fees for Regulatory and Judicial Services, Not Otherwise Classified	021		0891	000	223,811.30
Miscellaneous Fees for Regulatory and Judicial Services, Not Otherwise Classified	057		0891	000	480.00
Miscellaneous Fees for Regulatory and Judicial Services, Not Otherwise Classified	096		0891	000	2,605,966.44
Hazardous Waste Permits, PMN, and Other Services, Environmental Protection Agency	068		0895	000	-2,500.00
Users Fees for IRS Ruling and Determination	020		2411	000	3,160,676.60
Temporary L-1 Visa Fee Increase, U.S. Citizenship and Immigration Services, Homeland Security	070		2426	000	6,603,976.93
Temporary H-1B Visa Fee Increase, U.S. Citizenship and Immigration Services, Homeland Security	070		2427	000	29,346,000.00
Full Cost Recovery Fees Pursuant to OMB Circular No. A-25	012		2497	000	8,448,709.11
Coal Mining Reclamation Fees, Office of Surface Mining Reclamation and Enforcement	014	X	5015	006	122,924,837.69
Fees for Independent Counsel, United States Tax Court	023	X	5023	001	1,988.00

Receipts by Source Categories

Classification	Account Symbol				Receipt Offset Against Outlays
	AID	A	MAIN	SUB	
Budget Receipts - Continued					
Registry Fees, Appraisal Subcommittee	362	X	5026	001	4,852,712.80
Incremental Registry Fees (Dodd-Frank Act), Appraisal Subcommittee	362		5026	003	2,230,048.60
Deposits, Perishable Agricultural Commodities Act Fund	012	X	5070	001	10,860,128.14
Filing Fees, The Judiciary	010	X	5100	001	184,980,245.73
Registry Administration Account, The Judiciary	010	X	5101	001	1,781,165.99
Licenses Under Federal Power Act from Public Lands and National Forests, Payment to States	089		5105	000	3,075,107.12
Fees, Practice and Registration Fees Fund, United States Court of Appeals for Veterans Claims	345	X	5113	001	23,725.00
Earnings on Investments, Fishermen's Contingency Fund	013		5120	002	5,586.79
Earnings on Investments, Foreign Fishing Observer Fund	013	X	5122	002	7,715.44
Licenses Under Federal Power Act, Improvement of Navigable Waters, Maintenance and Operation of Dams, Etc.	096		5125	000	10,590,733.98
Migratory Birds Hunting Stamps	014	X	5137	001	22,291,628.31
Migratory Birds Hunting Stamps (Conservation Easements), U.S. Fish and Wildlife Service, Interior	014	X	5137	004	14,745,319.97
Agricultural Quarantine Inspection User Fee Account, Animal and Plant Health Inspection Service	012	X	5161	001	586,479,138.30
Fees from JSCT (Jukebox, Satellite, and Cable Television) for Operating Costs, Copyright Office, Library of Congress	003	X	5175	001	4,916,010.32
Universal Service Fund, Federal Communications Commission	027	X	5183	001	8,233,019,512.91
Permit Title Registration Fee, Limited Access System Administration Fund, National Oceanic and Atmospheric Administration	013	X	5284	001	13,366,545.41
Enrolled Agent Fees Increase, Internal Revenue Service, Miscellaneous Retained Fees, Treasury	020	X	5432	004	7,900,770.74
Access Fees, Western Pacific Sustainable Fisheries Fund, National Oceanic Atmospheric Administration	013	X	5439	001	375,000.00
Fees on GSES for Administrative Expenses, Federal Housing Finance Agency	537	X	5532	001	311,387,654.00
Registration Fees, Securities and Exchange Commission Reserve Fund	050	X	5566	001	50,000,000.00
Interstate Land Sales, Bureau of Consumer Financial Protection	581	X	5577	003	98,900.00
Fees, Travel Promotion Fund, Corporation for Travel Promotion	580		5585	001	63,550,760.00
Fees and Assessments, Financial Research Fund, Departmental Offices, Treasury	020	X	5590	001	73,599,693.00
Electronic System for Travel Authorization (ESTA) Fees, U.S. Customs and Border Protection, Homeland Security	070	X	5595	001	25,620,224.00
Fees, North Pacific Fishery Observer Fund, National Oceanic and Atmospheric Administration, Commerce	013	X	5598	001	2,894,878.75
Fees, HIRE Vets Medallion Award Fund, Departmental Management, Labor	016		5623	001	106,350.00
Fees for Regulatory and Judicial Services, United States Tax Court	023	X	5633	001	758,914.60
Contributions for Telecommunications Relay Services, Telecommunications Relay Services Fund	027	X	5700	001	1,214,411,145.49
Receipts, Risk Adjustment Program, Centers for Medicare and Medicaid Services	075	X	5733	001	5,891,570,581.27
Contributions, Transitional Reinsurance Program, Centers for Medicare and Medicaid Services	075	X	5735	001	2,382,950.72
Total, Fees for Permits and Regulatory and Judicial Services					18,849,311,811.05
Fines, Penalties, and Forfeitures					
Fines, Penalties, and Forfeitures, Agricultural Laws	012		1010	000	2,692,883.37
Fines, Penalties, and Forfeitures, Immigration and Labor Laws	016		1030	000	174,631,526.00
Fines, Penalties, and Forfeitures, Immigration and Labor Laws	057		1030	000	0.35
Fines, Penalties, and Forfeitures, Immigration and Labor Laws	070		1030	000	10,756,128.62
Fines, Penalties, and Forfeitures, Customs, Commerce and Antitrust Laws	013		1040	000	886,671.13
Fines, Penalties, and Forfeitures, Customs, Commerce and Antitrust Laws	015		1040	000	1,938,933,000.00
Fines, Penalties, and Forfeitures, Customs, Commerce and Antitrust Laws	020		1040	000	8,458,837.50
Fines, Penalties, and Forfeitures, Customs, Commerce and Antitrust Laws	029		1040	000	4,854,148,263.21
Fines, Penalties, and Forfeitures, Customs, Commerce and Antitrust Laws	061		1040	000	250,000.00
Fines, Penalties, and Forfeitures, Customs, Commerce and Antitrust Laws	069		1040	000	30,335,853.84
Fines, Penalties, and Forfeitures, Customs, Commerce and Antitrust Laws	070		1040	000	83,226,068.53
Fines, Penalties, and Forfeitures, Narcotic, Prohibition and Alcohol Laws, DEA, Justice	015		1050	011	61,750,515.16
Forfeitures of Unclaimed Money and Property	003		1060	000	2,993,096.93
Forfeitures of Unclaimed Money and Property	010		1060	000	4,508,240.16
Forfeitures of Unclaimed Money and Property	012		1060	000	145,019.13
Forfeitures of Unclaimed Money and Property	014		1060	000	254,983.64
Forfeitures of Unclaimed Money and Property	015		1060	000	-9,360.07
Forfeitures of Unclaimed Money and Property, DEA, Justice	015		1060	002	146,042.54
Forfeitures of Unclaimed Money and Property, BOP, Justice	015		1060	010	30,713.62
Forfeitures of Unclaimed Money and Property	017		1060	000	1,032,490.87
Forfeitures of Unclaimed Money and Property	019		1060	000	89,756.76
Forfeitures of Unclaimed Money and Property -FSM	020		1060	018	8,317,603.42
Forfeitures of Unclaimed Money and Property -IRR	020		1060	019	11,400.00
Forfeitures of Unclaimed Money and Property -FSD	020		1060	070	123,059.34
Forfeitures of Unclaimed Money and Property	021		1060	000	135,872.98
Forfeitures of Unclaimed Money and Property, Social Security Administration	028		1060	000	149.31
Forfeitures of Unclaimed Money and Property	036		1060	000	6,249.58
Forfeitures of Unclaimed Money and Property	050		1060	000	1,510.98
Forfeitures of Unclaimed Money and Property	057		1060	000	2,659,030.25
Forfeiture of Unclaimed Money and Property	070		1060	000	371,169.51
Forfeitures of Unclaimed Money and Property	089		1060	000	5,047.11
Forfeitures of Unclaimed Money and Property	091		1060	000	69,918.45
Forfeitures of Unclaimed Money and Property	096		1060	000	240.21
Forfeitures of Unclaimed Money and Property	097		1060	000	2,120,508.09
Fines, Penalties, and Forfeitures, Mine Safety and Health Administration	016		1080	000	37,675,132.44
Fines, Penalties, and Forfeitures, Not Otherwise Classified	000		1099	000	21,600.00
Fines, Penalties, and Forfeitures, Not Otherwise Classified	005		1099	000	651.26
Fines, Penalties, and Forfeitures, Not Otherwise Classified	010		1099	000	1,776,274.86
Fines, Penalties, and Forfeitures, Not Otherwise Classified	011		1099	000	15.68
Fines, Penalties, and Forfeitures, Not Otherwise Classified	012		1099	000	11,861,167.32
Fines, Penalties, and Forfeitures, Not Otherwise Classified	013		1099	000	36,182.30
Fines, Penalties, and Forfeitures, Not Otherwise Classified	014		1099	000	3,495,316.43
Fines, Penalties, and Forfeitures, Not Otherwise Classified	015		1099	000	1,371,770,043.27
Fines, Penalties, and Forfeitures, Not Otherwise Classified, FBI, Justice	015		1099	002	6,220.99
Fines, Penalties, and Forfeitures, Not Otherwise Classified, ATF, Justice	015		1099	007	277,771.06
Fines, Penalties, and Forfeitures, Not Otherwise Classified, BOP, Justice	015		1099	010	1,565.62
Fines, Penalties, and Forfeitures, Not Otherwise Classified	016		1099	000	679,561.40
Fines, Penalties, and Forfeitures, Not Otherwise Classified	017		1099	000	483,019.76
Fines, Penalties, and Forfeitures, Not Otherwise Classified	019		1099	000	7,800,000.00
Fines, Penalties, and Forfeitures, Not Otherwise Classified, Departmental Offices, Treasury	020		1099	001	960,382.55
Fines, Penalties, and Forfeitures, Not Otherwise Classified, Inspector General For Tax Administration, Treasury	020		1099	004	505.41
Fines, Penalties, and Forfeitures, Not Otherwise Classified, Office of Inspector General, Treasury	020		1099	008	65.13
Fines, Penalties, and Forfeitures, Not Otherwise Classified, Internal Revenue Service, Treasury	020		1099	009	122,251.02
Fines, Penalties, and Forfeitures, Not Otherwise Classified, Alcohol and Tobacco Tax and Trade Bureau, Treasury	020		1099	010	2.03
Fines, Penalties, and Forfeitures, Not Otherwise Classified, Bureau of the Fiscal Service, Treasury	020		1099	012	224.13
Fines, Penalties, and Forfeitures, Not Otherwise Classified, Special Inspector General TARP, Treasury	020		1099	015	187.40

Receipts by Source Categories

Classification	Account Symbol				Receipt Offset Against Outlays
	AID	A	MAIN	SUB	
Budget Receipts - Continued					
Fines, Penalties, and Forfeitures, Not Otherwise Classified, United States Mint, Treasury	020		1099	016	452.28
Fines, Penalties, and Forfeitures, Not Otherwise Classified, Fiscal Services Miscellaneous, Treasury	020		1099	018	37,736,354.55
Fines, Penalties, and Forfeitures, Not Otherwise Classified, Internal Revenue Service/Revenue, Treasury	020		1099	019	23,430,410.00
Fines, Penalties, and Forfeitures, Not Otherwise Classified, Community Development Financial Institution, Treasury	020		1099	028	61,874.68
Fines, Penalties, and Forfeitures, Not Otherwise Classified, Financial Crimes Enforcement Network, Treasury	020		1099	046	14.99
Fines, Penalties, and Forfeitures, Not Otherwise Classified, D.C. Pensions Fund, Treasury	020		1099	056	6,885.57
Fines, Penalties, and Forfeitures, Not Otherwise Classified, Fiscal Services Debt, Treasury	020		1099	070	267,283.03
Fines, Penalties, and Forfeitures, Not Otherwise Classified, Office of the Comptroller of Currency, Treasury	020		1099	071	132,137,869.16
Fines, Penalties, and Forfeitures, Not Otherwise Classified, Departmental Franchise Fund, Treasury	020		1099	074	2.88
Fines, Penalties, and Forfeitures, Not Otherwise Classified	021		1099	000	15,881,922.40
Fines, Penalties, and Forfeitures, Not Otherwise Classified	027		1099	000	60,826,548.06
Fines, Penalties, and Forfeitures, Not Otherwise Classified	031		1099	000	498,949.71
Fines, Penalties, and Forfeitures, Not Otherwise Classified	036		1099	000	211,069.57
Fines, Penalties, and Forfeitures, Not Otherwise Classified	047		1099	000	140,512.13
Fines, Penalties, and Forfeitures, Not Otherwise Classified, National Science Foundation	049		1099	000	1,547.17
Fines, Penalties, and Forfeitures, Not Otherwise Classified	050		1099	000	1,198,411,130.44
Fines, Penalties, and Forfeitures, Not Otherwise Classified, Federal Deposit Insurance Corporation	051		1099	000	9,618,000.00
Fines, Penalties, and Forfeitures, Not Otherwise Classified	057		1099	000	310,215.71
Fines, Penalties, and Forfeitures, Not Otherwise Classified	065		1099	000	103.31
Fines, Penalties, and Forfeitures, Not Otherwise Classified	068		1099	000	153,469,804.84
Fines, Penalties, and Forfeitures, Not Otherwise Classified	069		1099	000	262,755.73
Fines, Penalties, and Forfeitures, Not Otherwise Classified	070		1099	000	486,826.50
Fines, Penalties, and Forfeitures, Not Otherwise Classified, Centers for Medicare and Medicaid Services, Health and Human Services	075		1099	005	5,005.56
Fines, Penalties, and Forfeitures, Not Otherwise Classified, Food & Drug Administration, Health and Human Services	075		1099	006	2,567,243.32
Fines, Penalties, and Forfeitures, Not Otherwise Classified	080		1099	000	15,934.94
Fines, Penalties, and Forfeitures, Not Otherwise Classified, Armed Forces Retirement Home	084		1099	000	821.63
Fines, Penalties, and Forfeitures, Not Otherwise Classified	086		1099	000	3.14
Fines, Penalties, and Forfeitures, Not Otherwise Classified, National Archives and Records Administration	088		1099	000	2,612.60
Fines, Penalties, and Forfeitures, Not Otherwise Classified	089		1099	000	4,663,379.04
Fines, Penalties, and Forfeitures, Not Otherwise Classified	091		1099	000	5,079,889.88
Fines, Penalties, and Forfeitures, Not Otherwise Classified	096		1099	000	71,685.16
Fines, Penalties, and Forfeitures, Not Otherwise Classified	097		1099	000	6,523,841.38
Fines, Penalties, and Forfeitures, Not Otherwise Classified, Commodity Futures Trading Commission	339		1099	140	192,204,742.13
Fines, Penalties, and Forfeitures, Not Otherwise Classified, US Court of Appeals for Veterans Claims	345		1099	042	495.31
Fines, Penalties, and Forfeitures, Not Otherwise Classified	352		1099	000	36.51
Fines, Penalties, and Forfeitures, Not Otherwise Classified, Federal Election Commission	360		1099	160	968,457.60
Fines, Penalties, and Forfeitures, Not Otherwise Classified, Federal Mine Safety and Health Review Commission	368		1099	028	78.61
Fines, Penalties and Forfeitures, Not Otherwise Classified, Office of Government Ethics	434		1099	048	400.00
Fines, Penalties, and Forfeitures, Not Otherwise Classified, Bureau of Consumer Financial Protection	581		1099	085	1,702,919.46
Fines, Penalties, and Forfeitures, Crime Victims Fund, Justice	015	X	5041	001	502,867,411.07
Child Pornography Victims Reserve Assessments, Crime Victims Fund, Justice	015	X	5041	004	114,447.70
Forfeited Cash and Proceeds from the Sale of Forfeited Property, Justice	015	X	5042	001	1,641,854,820.02
Deposits, Civil Penalties, Office of Surface Mining Reclamation and Enforcement	014	X	5063	001	13,228.37
Fines, Penalties, and Forfeitures, Migratory Bird, North American Wetlands Conservation Fund, United States Fish and Wildlife Service	014		5241	000	257,841.59
Civil Penalties, Failure to Depart and Document Fraud, Immigration Enforcement Account, U.S. Immigration and Customs Enforcement, Homeland Security	070	X	5451	003	25,329.29
Monetary Sanctions, Investor Protection Fund, Securities and Exchange Commission	050	X	5567	001	17,057,314.18
Penalties and Fines, Consumer Financial Protection, Bureau of Consumer Financial Protection	581	X	5578	001	34,189,699.99
Fines, Penalties, and Forfeitures, Domestic Trafficking Victims' Fund, Office of Justice Programs, Justice	015	X	5606	001	940,948.99
Fines, Penalties, and Forfeitures, United States Victims of State Sponsored Terrorism Fund, General Legal Activities, Justice	015	X	5608	001	60,639,848.21
Fines and Fees, District of Columbia Victims Compensation Fund, District of Columbia Courts	349	X	5676	001	8,049,386.35
Antidumping and Countervailing Duties, Continued Dumping and Subsidy Offset, United States Customs Service	020	X	5688	001	59,043,384.67
Forfeited Cash and Proceeds from the Sale of Forfeited Properties, Treasury Forfeiture Fund	020	X	5697	001	494,894,152.68
Federal Hospital Insurance Trust Fund Civil Penalties and Damages	075	X	8005	049	836,940,628.47
Receipts, Relief and Rehabilitation, Longshoremen's and Harbor Workers' Compensation Act, as Amended, Labor	016	X	8130	001	102,802,606.00
Receipts, Relief and Rehabilitation, Workmen's Compensation Act, within the District of Columbia, Labor	016	X	8134	001	5,779,380.00
Fines and Penalties, Hazardous Substance Superfund	068	X	8145	003	4,277,803.97
Fines and Penalties, Oil Spill Liability Trust Fund, Homeland Security	070	X	8185	003	70,971,544.50
Fines and Forfeitures, Armed Forces Retirement Home Trust Fund, Armed Forces Retirement Home	084	X	8522	003	21,870,165.23
Administrative and Civil Penalties, Gulf Coast Restoration Trust Fund, Bureau of the Fiscal Service, Treasury	020	X	8625	001	303,448,276.00
Proceeds of Sales of Unclaimed, Abandoned, and Seized Goods, USCS, Homeland Security	070	X	8789	001	1,610,460.14
Total, Fines, Penalties, and Forfeitures					14,641,267,386.98
Restitutions, Reparations, and Recoveries Under Military Occupation					
Recoveries Under Military Occupation	017		1125	000	1,546.12
Refunds and Recoveries					
Refund of Moneys Erroneously Received and Covered (Indefinite), Treasury	020	X	1807	000	-128,845,806.12
Total, Miscellaneous Receipts					116,537,527,367.80
Total, Budget Receipts					3,419,955,005,765.34
Proprietary Receipts from the Public					
Interest					
Interest on Foreign Loans and Deferred Foreign Collections:					
Interest on Quota in International Monetary Fund (Article V, Section 9), Treasury	020		1463	001	109,469,678.56
Interest on Loans to International Monetary Fund, Treasury	020		1463	002	12,675,252.25
Interest Received on Loans and Credits to Foreign Nations, Treasury	020		1464	000	144,678.55
Total, Interest on Foreign Loans and Deferred Foreign Collections					122,289,609.36
Other Interest (Domestic--Civil):					
General Fund Proprietary Interest, Not Otherwise Classified	005		1435	000	304.39
General Fund Proprietary Interest, Not Otherwise Classified	010		1435	000	21,368.08

Receipts by Source Categories

Classification	Account Symbol				Receipt Offset Against Outlays
	AID	A	MAIN	SUB	
Proprietary Receipts from the Public - Continued					
General Fund Proprietary Interest, Not Otherwise Classified	011		1435	000	2.62
General Fund Proprietary Interest, Not Otherwise Classified	012		1435	000	60,322.42
General Fund Proprietary Interest, Not Otherwise Classified	013		1435	000	26,400.84
General Fund Proprietary Interest, Not Otherwise Classified	014		1435	000	10,546,172.32
General Fund Proprietary Interest, Not Otherwise Classified	015		1435	000	9,831.90
General Fund Proprietary Interest, Not Otherwise Classified, FBI, Justice	015		1435	002	41,117.21
General Fund Proprietary Interest, Not Otherwise Classified, OJP, Justice	015		1435	004	10,029.31
General Fund Proprietary Interest, Not Otherwise Classified, ATF, Justice	015		1435	007	61.48
General Fund Proprietary Interest, Not Otherwise Classified, BOP, Justice	015		1435	010	6,355.40
General Fund Proprietary Interest, Not Otherwise Classified	016		1435	000	560,884.09
General Fund Proprietary Interest, Not Otherwise Classified	019		1435	000	90,664.48
General Fund Proprietary Interest, Not Otherwise Classified, Departmental Offices, Treasury	020		1435	001	10,726.72
General Fund Proprietary Interest, Not Otherwise Classified, Inspector General For Tax Administration, Treasury	020		1435	004	1.44
General Fund Proprietary Interest, Not Otherwise Classified, Office Of Inspector General, Treasury	020		1435	008	5.40
General Fund Proprietary Interest, Not Otherwise Classified, Internal Revenue Service, Treasury	020		1435	009	23,385.14
General Fund Proprietary Interest, Not Otherwise Classified, Alcohol and Tax and Trade Bureau, Treasury	020		1435	010	9.57
General Fund Proprietary Interest, Not Otherwise Classified, Bureau of the Fiscal Service, Treasury	020		1435	012	183.85
General Fund Proprietary Interest, Not Otherwise Classified, Special Inspector General TARP, Treasury	020		1435	015	47.55
General Fund Proprietary Interest, Not Otherwise Classified, United States Mint, Treasury	020		1435	016	335.26
General Fund Proprietary Interest, Not Otherwise Classified, Fiscal Services Miscellaneous, Treasury	020		1435	018	2,375,168.04
General Fund Proprietary Interest, Not Otherwise Classified, Fiscal Services Cash, Treasury	020		1435	023	516,536.53
General Fund Proprietary Interest, Not Otherwise Classified, Community Development Financial Institution, Treasury	020		1435	028	2,880.49
General Fund Proprietary Interest, Not Otherwise Classified, Financial Crimes Enforcement Network, Treasury	020		1435	046	9.98
General Fund Proprietary Interest, Not Otherwise Classified, D.C. Pensions Fund, Treasury	020		1435	056	1,244.11
General Fund Proprietary Interest, Not Otherwise Classified, Office of Internal Affairs, Exchange Stabilization Fund, Treasury	020		1435	065	79,410.73
General Fund Proprietary Interest, Not Otherwise Classified, Fiscal Services Debt, Treasury	020		1435	070	58,029.41
General Fund Proprietary Interest, Not Otherwise Classified, Departmental Franchise Fund, Treasury	020		1435	074	8.41
General Fund Proprietary Interest, Not Otherwise Classified, National Credit Union Administration	025		1435	000	8.60
General Fund Proprietary Interest, Not Otherwise Classified, Federal Communications Commission	027		1435	000	482.70
General Fund Proprietary Interest, Not Otherwise Classified, Social Security Administration	028		1435	000	67.96
General Fund Proprietary Interest, Not Otherwise Classified	031		1435	000	28,324.88
General Fund Proprietary Interest, Not Otherwise Classified	036		1435	000	3,216,638.30
General Fund Proprietary Interest, Not Otherwise Classified	047		1435	000	51,663.98
General Fund Proprietary Interest, Not Otherwise Classified	049		1435	000	7,361.62
General Fund Proprietary Interest, Not Otherwise Classified	050		1435	000	3,551.99
General Fund Proprietary Interest, Not Otherwise Classified	054		1435	000	0.53
General Fund Proprietary Interest, Not Otherwise Classified	057		1435	000	188,221.82
General Fund Proprietary Interest, Not Otherwise Classified	065		1435	000	14.78
General Fund Proprietary Interest, Not Otherwise Classified	068		1435	000	760,194.01
General Fund Proprietary Interest, Not Otherwise Classified	069		1435	000	125,637.96
General Fund Proprietary Interest, Not Otherwise Classified	070		1435	000	90,194,357.13
General Fund Proprietary Interest, Not Otherwise Classified	072		1435	000	1,013,698.83
General Fund Proprietary Interest, Not Otherwise Classified, Office of the Secretary, Health and Human Services	075		1435	001	46,074,103.63
General Fund Proprietary Interest, Not Otherwise Classified, Centers for Medicare and Medicaid Services, Health and Human Services	075		1435	005	95,354,855.31
General Fund Proprietary Interest, Not Otherwise Classified, Food & Drug Administration, Health and Human Services	075		1435	006	481,455.93
General Fund Proprietary Interest, Not Otherwise Classified, National Institutes of Health, Health and Human Services	075		1435	008	152,590.45
General Fund Proprietary Interest, Not Otherwise Classified, Centers for Disease Control, Health and Human Service	075		1435	009	1,456.87
General Fund Proprietary Interest, Not Otherwise Classified	080		1435	000	2,219.43
General Fund Proprietary Interest, Not Otherwise Classified	088		1435	000	397.85
General Fund Proprietary Interest, Not Otherwise Classified	089		1435	000	18,587.28
General Fund Proprietary Interest, Not Otherwise Classified	091		1435	000	402,265.82
General Fund Proprietary Interest, Not Otherwise Classified	096		1435	000	20,307,017.20
General Fund Proprietary Interest, Not Otherwise Classified, U S Court of Appeals for Veterans Claims	345		1435	042	53.25
General Fund Proprietary Interest, Not Otherwise Classified	352		1435	000	12.17
General Fund Proprietary Interest, Not Otherwise Classified, Federal Mine Safety and Health Review Commission	368		1435	028	13.10
General Fund Proprietary Interest, Not Otherwise Classified, James Madison Memorial Fellowship Foundation	381		1435	002	1,178.95
General Fund Proprietary Interest, Not Otherwise Classified, Surface Transportation Board	472		1435	089	11.22
General Fund Proprietary Interest, Not Otherwise Classified, Corporation for National and Community Service	485		1435	055	1,573.47
General Fund Proprietary Interest, Not Otherwise Classified, Bureau of Consumer Financial Protection	581		1435	085	265.28
Interest Payments from States, Cash Management Improvement, Treasury	020		1450	000	44,583,949.00
Post-Judgment Interest, Securities and Exchange Commission	050		1492	000	1,162,294.18
Interest Received from Credit Reform Financing Accounts	020		1499	000	55,529,180,014.39
Miscellaneous Interest, Reclamation Fund, Interior	014		5000	021	16,546,632.05
Interest on Late Payment of Coal Mining Reclamation Fees, Office of Surface Mining Reclamation and Enforcement	014	X	5015	007	53,754.35
Other, Office of Surface Mining Reclamation and Enforcement	014	X	5015	008	282,050.35
Interest on Investment in GSES, Tribal Special Fund, Office of the Special Trustee for American Indians	014	X	5265	003	12,133,636.34
Interest, Financial Research Fund, Departmental Offices, Treasury	020	X	5590	002	540,727.64
Other Proprietary Receipts, Federal Supplementary Medical Insurance Trust Fund	075	X	8004	029	115,031.89
Other Proprietary Receipts, Federal Hospital Insurance Trust Fund	075	X	8005	029	215,945.19
Interest Income, Cash Management Improvement Act, Federal Disability Trust Fund	028	X	8007	014	65,725.00
Interest on Investment in GSES, Tribal Trust Fund, Office of the Special Trustee for American Indians	014	X	8030	003	4,527,949.43
Income from Donated Securities, Library of Congress Trust Fund	003	X	8032	021	4,928,829.49
Interest Income, Cash Management Improvement Act, Unemployment Trust Fund	016	X	8042	014	932,860.00
Interest Income, Cash Management Improvement Act, Highway Account (Highway Trust Fund)	069	X	8102	014	3,379,462.00
Interest Income, Cash Management Improvement Act, Airport and Airway Trust Fund	069	X	8103	014	13,925.00
Interest and Dividends on Private Sector Holdings, National Railroad Retirement Investment Trust	060	X	8118	003	358,088,671.61
Interest Earned on Non-Federal Securities, National Archives and Records Administration	088	X	8127	003	654,697.77
Miscellaneous Interest, Black Lung Disability Trust Fund	016	X	8144	004	2,414,808.05
Total, Other Interest (Domestic--Civil)					56,252,650,743.20
Total, Interest					56,374,940,352.56
Dividends and Other Earnings					
Gains and Losses on Private Sector Holdings, National Railroad Retirement Investment Trust	060	X	8118	001	1,856,659,808.75
Realized Gains on Non-Federal Securities, National Archives Gift Fund	088	X	8127	004	910,927.07
Total, Dividends and Other Earnings					1,857,570,735.82

Receipts by Source Categories

Classification	Account Symbol				Receipt Offset Against Outlays
	AID	A	MAIN	SUB	
Proprietary Receipts from the Public - Continued					
Royalties and Rents					
Rent and Bonuses from Land Leases for Resource Exploration and Extraction, Agriculture and Interior (31 USC 3513)	012		1811	000	129,596,282.92
Rent and Bonuses from Land Leases for Resource Exploration and Extraction, Agriculture and Interior	014		1811	000	22,405,957.09
Rent of Equipment and Other Personal Property, Army, Navy, Air Force	057		1840	000	458.76
Royalties on Natural Resources, Not Otherwise Classified, Interior	014		2039	000	327,080,104.30
Receipts from Grazing Fees, Federal Share, Interior	014		2484	000	4,223,493.83
Royalties on Natural Resources, Reclamation Fund, Interior	014		5000	024	929,929,954.91
Receipts from Mineral Leasing, Public and Acquired Military Lands (Act February 25, 1920 and December 17, 1981, as Amended), Office of Natural Resources Revenue, Interior	014	X	5003	002	1,342,915,213.56
Receipts from Grazing, Etc., Public Lands Outside Grazing Districts, Bureau of Land Management	014		5016	000	1,759,055.78
Receipts from Grazing, Etc., Public Lands within Grazing Districts, Bureau of Land Management	014		5032	000	1,532,948.67
Receipts from Grazing, Etc., Public Lands within Grazing Districts, Miscellaneous, Bureau of Land Management	014		5044	000	101,001.69
Receipts from Oil and Gas Leases, National Petroleum Reserve in Alaska, Office of Natural Resources Revenue, Interior	014	X	5045	001	21,011,859.67
Rents and Charges for Quarters, Bureau of Land Management	014	X	5048	001	744,211.85
Rents and Charges for Quarters, National Park Service	014	X	5049	001	21,353,884.40
Rents and Charges for Quarters, United States Fish and Wildlife Service	014	X	5050	001	3,272,685.40
Rents and Charges for Quarters, Bureau of Indian Affairs	014	X	5051	001	5,337,428.97
Rents and Charges for Quarters, Geological Survey	014	X	5055	001	102,853.72
Hydraulic Mining in California, Tax, Debris Reservoirs	096		5066	001	102,527.31
Hydraulic Mining in California, Water Storage and Use of Facilities, Debris Reservoirs	096		5066	002	100,000.00
Rents and Charges for Quarters, Indian Health Services, Health and Human Services	075	X	5071	001	10,784,265.40
Receipts from Leases of Lands Acquired for Flood Control, Navigation, and Allied Purposes	096		5090	000	11,976,426.86
Grazing Fees for Range Improvements, Taylor Grazing Act, as Amended	014		5132	000	6,288,015.76
Moneys Due Oklahoma from Royalties, Oil and Gas, South Half of Red River, Office of Natural Resources Revenue, Interior	014	X	5134	001	4,724.99
State Cost Sharing, Lahontan Valley and Pyramid Lake Fish and Wildlife Fund	014	X	5157	004	336,011.00
Rental Payments, Park Buildings Lease and Maintenance Fund, National Park Service	014	X	5163	001	9,497,492.11
Disposal of Department of Defense Real Property for Navy	097	X	5188	017	71,202.51
Disposal of Department of Defense Real Property for Army	097	X	5188	021	490,000.00
Lease of Department of Defense Real Property for Navy	097	X	5189	017	11,030,066.55
Lease of Department of Defense Real Property for Army	097	X	5189	021	10,713,240.69
Lease of Department of Defense Real Property for Air Force	097	X	5189	057	7,382,148.12
Royalties from Character Merchandising, Forest Service	012	X	5214	001	1,286,442.25
Forfeitures and Recoveries, Forest Service Lands	012	X	5215	001	1,103,217.84
Operation and Maintenance of Quarters, Forest Service	012	X	5219	001	9,841,068.42
Property Disposal or Lease Proceeds, Aviation User Fees, Federal Aviation Administration, Transportation	069	X	5422	003	1,457,162.33
Settlements and Miscellaneous Receipts, Aviation User Fees, Transportation	069	X	5422	005	83,725.70
Stewardship Contracting Product Sales, Funds Retained, Bureau of Land Management	014	X	5506	001	53,411.28
Rent from Mineral Leases, Permit Processing Fund, Bureau of Land Management	014	X	5573	001	37,816,669.04
Oil and Gas Permit Processing Fee - 85%, Bureau of Land Management, Interior	014	X	5573	003	31,238,494.00
Oil and Gas Permit Processing Fee - 15%, Bureau of Land Management, Interior	014		5573	004	-289,860.00
Geothermal Lease Revenues, County Share, Office of Natural Resources Revenue, Interior	014	X	5574	001	4,185,266.22
Rents and Charges for Quarters, Bureau of Indian Education, Interior	014	X	5621	001	27,241.30
Payments to Counties, National Grasslands	012	X	5896	003	39,415,991.35
National Grasslands Receipts, Forest Service	012		5896	005	-73,851,416.85
Receipts from National Grasslands, Bureau of Land Management	014		5896	011	285,767.43
Total, Royalties and Rents					2,932,796,697.13
Sale of Products					
Sale of Timber and Other Natural Land Products:					
National Forests Fund, Agriculture	012		2221	000	166,382.01
Sale of Timber, Wildlife and Other Natural Land Products, Not Otherwise Classified, Interior	014		2229	000	7,999,263.56
Sale of Timber and Other Products, Reclamation Fund, Interior	014		5000	025	516,268.56
National Forests Fund Receipts	012		5008	001	-29,142,021.46
National Wildlife Refuge Fund, United States Fish and Wildlife Service	014	X	5091	001	6,840,436.25
Proceeds from Sales, Water Resource Development Projects, United States Fish and Wildlife Service	014	X	5092	001	145,904.19
Forest Ecosystems Health and Recovery-Disposal of Salvage Timber, Bureau of Land Management	014	X	5165	001	11,732,086.32
National Forests Fund, Payments to States	012	X	5201	001	125,522,160.23
Timber Roads, Purchaser Elections, Forest Service	012	X	5202	001	2,000,000.00
Timber Salvage Sales, Forest Service	012	X	5204	001	33,727,466.68
Deposits, Brush Disposal	012	X	5206	001	8,104,404.38
National Forest Lands Under Special Acts	012		5208	001	700,000.00
National Forests Fund, Payment to Minnesota (Cook, Lake, and Saint Louis Counties)	012	X	5213	001	6,150,000.00
Deposits, Land Exchanges, Forest Service	012		5216	000	1,062,688.92
Quinalt Special Management Area, Forest Service	012	X	5223	001	559.35
Timber Sales Pipeline Restoration Fund, Bureau of Land Management	014	X	5249	001	4,162,796.09
Timber Sales Pipeline Restoration Fund, Forest Service	012	X	5264	001	3,312,309.82
MNP Rental Fee Account, Forest Service	012	X	5277	001	575,821.78
Funds Reserved, Title II Projects on Federal Lands, Bureau of Land Management	014	X	5485	001	2,405,563.59
Stewardship Contracting Product Sales, Funds Retained, Forest Service, Agriculture	012	X	5540	001	32,335,618.00
Oregon and California Land-Grant Fund (See 2229 for General Account: 5136 and 5885 for Special Accounts)	014		5882	000	9,979,053.84
Funds Reserved, Oregon and California Grant Lands, Bureau of Land Management	014	X	5884	001	25,814,588.44
Coos Bay Wagon Road Grant Fund (By Years) (See 2229 for General Account; and 5898 for Special Account)	014		5897	000	-2,590,203.43
Funds Reserved, Coos Bay Wagon Road Grant Lands, Bureau of Land Management	014	X	5898	001	222,709.53
Total, Sale of Timber and Other Natural Land Products					251,743,856.65
Sale of Minerals and Mineral Products:					
Hardrock Mining Claim Maintenance Fee, Interior	014		2032	000	27,680,465.00
National Forest Fund, Payments to States, Office of Natural Resources Revenue, Interior	014	X	5243	001	4,022,743.07
Receipts from Leases of Lands Acquired for Flood Control Navigation and Allied Purposes, Office of Natural Resources Revenue, Interior	014	X	5248	001	36,816,492.91
Proceeds from Sale of Oil, Energy Security and Infrastructure Modernization Fund, Energy	089		5615	001	566,610,382.59
Total, Sale of Minerals and Mineral Products					635,130,083.57
Sale of Power and Other Utilities:					
Sale and Transmission of Electric Energy, Falcon Dam, Energy	089		2245	000	900,000.00
Sale and Transmission of Electric Energy, Southwestern Power Administration	089		2247	000	5,867,139.25

Receipts by Source Categories

Classification	Account Symbol				Receipt Offset Against Outlays
	AID	A	MAIN	SUB	
Proprietary Receipts from the Public - Continued					
Sale and Transmission of Electric Energy, Southeastern Power Administration	089		2248	000	141,698,271.53
Sale of Electric Energy, Bonneville Power Administration, Reclamation Fund, Interior	089		5000	026	5,352,386.64
Sale of Power and Other Utilities, Reclamation Fund, Energy	089		5000	027	253,679,462.60
Falcon and Amistad Operating and Maintenance Fund, Energy	089		5178	001	1,578,729.00
San Joaquin River Restoration Fund Receipts, Bureau of Reclamation, Interior	014	X	5537	001	12,582,141.62
San Joaquin River Restoration Fund Receipts, Bureau of Reclamation, Interior	014		5537	003	1,888,406.63
Power Revenues, Indian Irrigation Projects	014	X	5648	001	70,805,773.24
Revenues, Colorado River Dam Fund, Boulder Canyon Project, Bureau of Reclamation	014	X	5656	001	85,303,292.75
Total, Sale of Power and Other Utilities					579,655,603.26
Other:					
General Fund Proprietary Receipts, Not Otherwise Classified, All Other, National Endowment for the Humanities	418		3220	002	176,213.78
Revenue, Central Valley Project Restoration Fund, Bureau of Reclamation	014		5173	003	46,107,747.69
Debt Collection Fund, Bureau of the Fiscal Service, Treasury	020		5445	003	135,238,775.27
Total, Other					181,522,736.74
Total, Sale of Products					1,648,052,280.22
Fees and Other Charges for Services and Special Benefits					
Medicare Premiums and Other Charges (Trust Funds):					
Premiums Collected for the Aged, Federal Supplementary Medical Insurance Trust Fund	075	X	8004	005	92,497,854,024.14
Premiums Collected for the Disabled, Federal Supplementary Medical Insurance Trust Fund	075	X	8004	007	13,757,719,243.37
Premiums Collected, Medicare Prescription Drug Account, FSMI	075	X	8004	035	5,757,311,844.16
Basic Premiums, Medicare Advantage, FSMI	075	X	8004	040	452,761,219.67
Premiums Collected for Uninsured Individuals Not Otherwise Eligible, Federal Hospital Insurance Trust Fund	075	X	8005	009	3,975,101,657.68
Basic Premiums, Medicare Advantage, FHI	075	X	8005	040	345,214,655.84
Total, Medicare Premiums and Other Charges (Trust Funds)					116,785,962,644.86
Nuclear Waste Disposal Revenues:					
Fees for Disposal of Spent Nuclear Fuel, Nuclear Waste Disposal Fund, Energy	089	X	5227	001	182,380,782.54
Veterans Life Insurance (Trust Funds):					
Premium and Other Receipts, National Service Life Insurance Fund	036	X	8132	001	27,081,771.90
Other:					
Sale of Publications and Reproductions, Not Otherwise Classified	014		2259	000	50,812.00
SSI, Attorney Fees	028		2417	000	7,968,556.29
SSI Administrative Fee Receipts Account, Social Security Administration	028		2418	000	87,407,215.00
Fees and Other Charges for Other Services, Commerce	013		2419	002	50,500.00
Fees and Other Charges for Program Administrative Services, Interior	014		2419	001	24,208.15
Fees and Other Charges for Communication and Transportation Service, Not Otherwise Classified	027		2429	000	24,945,899.73
Deposits for Survivor Annuity Benefits, Army, Navy, Air Force, Defense	097		2462	000	15,403,370.43
Contributions from Military Personnel, Veterans Administration Educational Assistance Act of 1984	036		2473	000	131,093,656.84
Special Recreation Use Fees, Army, Corps of Engineers, Civil	096		5007	000	48,606,300.78
Service Charges, Deposits and Forfeitures, Bureau of Land Management	014	X	5017	001	33,479,320.83
Deposits for Road Maintenance and Reconstruction, Bureau of Land Management	014	X	5018	001	3,180,154.23
Rents and Charges for Quarters, Bureau of Reclamation, Interior	014	X	5053	001	294,433.81
Receipts from Operations of North Platte Project (Gering and Fort Laramie, Goshen, and Pathfinder Irrigation Districts), Bureau of Reclamation	014	X	5058	001	4,421.18
Delaware Water Gap Route 209 Commercial Operation Fees, National Park Service	014	X	5076	001	20,900.00
Sale of Hunting and Fishing Permits, Military Reservations	017	X	5095	001	109,689.85
Sale of Hunting and Fishing Permits, Military Reservations	021	X	5095	001	1,593,502.65
Sale of Hunting and Fishing Permits, Military Reservations	057	X	5095	001	995,962.37
Recreational Fee Demonstration Program, National Park Service	014	X	5110	001	249,916,203.49
Revenues, Indian Arts and Crafts Board	014	X	5130	001	8,305.92
Cooperative Research and Development Agreements, National Institutes of Health	075	X	5145	001	55,503,051.74
Cooperative Research and Development Agreements, Centers for Disease Control, Health and Human Services	075	X	5146	001	3,118,876.68
Cooperative Research and Development Agreements, Food and Drug Administration, Health and Human Services	075	X	5148	001	3,102,055.40
Transportation Systems Fund, National Park Service	014	X	5164	001	44,119.34
Concessioner Improvement Accounts Deposit, National Park Service	014	X	5169	001	8,463,718.07
Receipts, Range Betterment Fund	012		5207	000	2,656,469.00
Deposits, Operation and Maintenance, Indian Irrigation Systems	014	X	5240	001	39,636,232.10
Alaska Resupply Program, Bureau of Indian Affairs	014	X	5242	001	263,594.48
Filming and Special Use Fee Program, National Park Service	014	X	5247	001	783,622.21
Recreation Fee Enhancement Program, U.S. Fish and Wildlife Service	014	X	5252	001	5,741,534.58
Recreation Fee Demonstration Program, Forest Service	012	X	5268	001	92,764,754.66
Concessions Fees and Volunteer Services, Agriculture Research Service	012	X	5279	003	51,329.95
Fees for Training and Planning, Emergency Preparedness Grant, Pipeline and Hazardous Materials Safety Administration, Transportation	069	X	5282	001	23,414,250.00
Reserve Account, Forest Products Program, Defense	021	X	5285	001	12,864,508.77
Medical Care Collections Fund, First Party Collections, Veterans Affairs	036	X	5287	003	109,517,911.03
Medical Care Collections Fund, Third Party Collections, Veterans Affairs	036	X	5287	004	2,161,268,644.37
Parking Fee, Medical Care Collections Fund, Veterans Affairs	036	X	5287	006	3,906,103.19
Compensated Work Therapy, Medical Care Collections Fund, Veterans Affairs	036	X	5287	007	47,777,064.33
Medical Care Collections Fund, Long-Term Care Co-Payments, Veterans Affairs	036	X	5287	009	1,497,770.50
Medical Care Collections Fund, Third Party Prescription Claims, Veterans Affairs	036	X	5287	011	143,552,941.84
Medical Care Collections Fund, Fee Basis Third Party Collections, Veterans Affairs	036	X	5287	013	552,381,651.02
Medical Care Collections Fund, Fee Basis First Party Collections, Veterans Affairs	036	X	5287	014	12,580,717.45
Charges, User Fees and Natural Resource Utilization, Land Between the Lakes, Forest Service	012	X	5360	001	4,836,424.75
Deposits for Administration of Rights-of-Way and Other Land Uses Fund, Forest Service	012	X	5361	001	1,584,804.78
Registration Service Fees, Pesticide Registration Fund, Environmental Protection Agency	068	X	5374	001	19,702,321.40
Recreational Fee Demonstration Program, Bureau of Land Management	014	X	5413	001	23,721,385.69
State Supplemental Fees, Social Security Administration	028		5419	001	129,537,492.63
Park Concessions Franchise Fees, National Park Service	014	X	5431	001	69,755,369.72
New Installment Agreements, Internal Revenue Service, Miscellaneous Retained Fees, Treasury	020	X	5432	001	103,809,434.15
Restructured Installment Agreements, Internal Revenue Service, Miscellaneous Retained Fees, Treasury	020	X	5432	003	40,832,087.56
General Fees, Internal Revenue Service	020	X	5432	005	126,424,675.66
Photocopying and Historical Conservation Easement Fees, IRS Miscellaneous Retained Fees, Treasury	020	X	5432	007	3,532,475.80

Receipts by Source Categories

Classification	Account Symbol				Receipt Offset Against Outlays
	AID	A	MAIN	SUB	
Proprietary Receipts from the Public - Continued					
Burden Sharing Contribution, Defense (Kuwait)	097	X	5441	001	36,656,288.70
Burden Sharing Contribution, Defense (Japan)	097	X	5441	003	213,502,282.69
Burden Sharing Contribution, Defense (South Korea)	097	X	5441	004	284,204,787.97
Contributions for Burden Sharing and Other Cooperative Activities (Saudi Arabia), Defense	097	X	5441	007	500,000,000.00
User Fees, Fund for Non-Federal Use of Disposal Facilities, Corps of Engineers	096		5493	001	487,237.82
Administration Fees, Special Benefits for Certain World War II Veterans, Social Security Administration	028		5555	001	24,410.47
Fees, APEC Business Travel Card Account, Customs and Border Protection, Homeland Security	070	X	5569	001	821,160.00
Fees, Interagency America the Beautiful Pass Revenues, Corps of Engineers-Civil	096	X	5570	001	1,263,867.44
Concessions Fees, Army National Military Cemeteries, Army	021		5602	001	1,260,205.00
Fees, Special Use Permit Fees, Corps of Engineers-Civil	096	X	5607	001	231,468.64
Proceeds, Support of Athletic Programs, Air Force	057	X	5616	004	2,859,453.75
User Fees, TSCA Service Fee Fund, Environmental Protection Agency	068		5664	001	5,530,280.00
Fees from Visitors to Grand Teton and Yellowstone National Parks, 25% Fund	014	X	5666	001	16,995.28
Fees, Customs and Border Protection Services at User Fee Facilities, U.S. Customs and Border Protection, Homeland Security	070		5694	000	12,334,631.92
Fees, National Flood Insurance Reserve Fund, Homeland Security	070	X	5701	001	903,742,097.00
Consular and Border Security Programs, Passport Security Surcharge, State	019	X	5713	003	667,444,953.13
Consular and Border Security Programs, Western Hemisphere Travel Initiative Surcharge, State	019	X	5713	004	281,993,218.33
Consular and Border Security Programs, Machine Readable Visa Fee, State	019	X	5713	005	895,783,731.99
Consular and Border Security Programs, Immigrant Visa Security Surcharge, State	019	X	5713	006	80,073,637.34
Consular and Border Security Programs, Affidavit of Support Fee, State	019	X	5713	007	56,713,985.00
Consular and Border Security Programs, Diversity Visa Lottery Fee, State	019	X	5713	008	8,097,449.36
Payments from States, Medicare Prescription Drug Accounts, FSMI	075	X	8004	036	11,719,896,150.55
Attorney Fees, Federal Old-Age and Survivors Insurance Trust Fund	028	X	8006	031	623,013.66
Attorney Fees, Federal Disability Insurance Trust Fund	028	X	8007	031	23,029,161.82
Deposits of Fees, Inspection and Grading of Farm Products, Agricultural Marketing Service	012	X	8015	001	192,827,397.32
Forest Service Cooperative Fund	012	X	8028	001	70,771,970.09
Advances from State Cooperating Agencies and Foreign Governments, Federal Highway Administration	069	X	8054	001	18,663,859.11
Contributions and Deposits, Bureau of Land Management	014	X	8069	001	23,789,725.91
Deposits, Reclamation Trust Funds	014	X	8070	001	281,377.00
Deposits of Fees, Inspection of Farm Products, Food Safety and Inspection Service	012	X	8137	001	17,967,637.57
Deposits, Service Fees, Library of Congress	003	X	8208	001	3,428.56
Deposits of Miscellaneous Contributed Funds, Agricultural Research Service	012	X	8214	001	20,130,407.93
Deposits, Contributed Funds, United States Fish and Wildlife Service	014	X	8216	001	6,218,786.37
Deposits of Miscellaneous Contributed Funds, National Agricultural Statistics Service	012	X	8218	001	42,900.00
Deposits of Miscellaneous Contributed Funds, Animal and Plant Health Inspection Service	012	X	8226	001	8,017,028.75
Contributions for Highway Research Program	069	X	8264	001	159,000.00
Other Receipts, Armed Forces Retirement Home Trust Fund, Armed Forces Retirement Home	084	X	8522	004	15,590,513.12
Property Sales/Leases, Armed Forces Retirement Home Trust Fund, Armed Forces Retirement Home	084	X	8522	006	2,647,656.88
Contributed Funds, Geological Survey, Interior	014	X	8562	001	1,335,780.22
Contributions and Advances, Rivers and Harbors, Corps of Engineers	096	X	8862	001	603,322,515.14
Total, Other					21,088,141,258.23
Total, Fees and Other Charges for Services and Special Benefits					138,083,566,457.53
Sale of Government Property					
Sale of Land and Other Real Property:					
Real Property, General Services Administration	047	F	3840	000	533,000.00
Sale of Public Domain, Reclamation Fund, Interior	014		5000	029	11,650,256.36
Land and Water Conservation Fund, Surplus Property Sales, National Park Service	047		5005	002	2,183,813.00
Proceeds from Sale of Property, Judiciary Automation Fund, The Judiciary	010	X	5114	001	155,496,613.23
Receipts from Clark County, Nevada Land Sales, 15% Fund, Bureau of Land Management	014	X	5129	001	29,261,250.00
Sale of Public Land and Materials, 5% Fund to States	014		5133	000	762,317.80
Land Acquisition Proceeds for Exchanges, Acquisition of Lands to Complete Land Exchanges, Forest Service, Agriculture	012	X	5216	001	8,377,637.93
Land Sales, South Nevada Public Land Management	014	X	5232	001	136,410,069.10
Other Receipts, Surplus Real and Related Personal Property, General Services Administration	047		5254	002	4,013,355.92
Transfers of Surplus Real and Related Personal Property Receipts, General Services Administration	047		5254	003	-2,183,813.00
Federal Land Disposal Account, Bureau of Land Management	014	X	5260	001	14,044,704.00
Medical Care Collections Fund, Asset Sales, Veterans Affairs	036	X	5287	005	90,391.00
Sale of Real Property, U.S. Coast Guard Housing Special Fund, Coast Guard, Homeland Security	070		5710	003	6,902,133.71
Sale of Public Land and Materials	014		5881	000	11,302,395.46
Total, Sale of Land and Other Real Property					378,844,124.51
Military Assistance Program Sales (Trust Funds):					
Deposits, Advances, Foreign Military Sales, Executive	011	X	8242	001	39,580,334,613.33
Other:					
Sale of Scrap and Salvage Materials, Defense	097		2651	000	1,316,231.32
Total, Sale of Government Property					39,960,494,969.16
Realization Upon Loans and Investments					
Negative Subsidies and Downward Reestimates (Credit Reform):					
Consumer Operated and Oriented Plan Direct Loan Program, Downward Reestimates of Subsidies, Health and Human Services	075		2674	003	247,625.65
Biorefinery Assistance, Downward Reestimates of Subsidies	012		2675	003	11,341,966.00
Downward Reestimates, MENA Loan Guarantee Program	072		2676	003	177,053,064.00
Community Development Financial Institutions Fund, Negative Subsidies, Treasury	020		2677	001	3,743,931.72
Green Retrofit Program for Multifamily Housing, Downward Reestimates of Subsidies, Housing and Urban Development	086		2678	001	5,928,457.82
Title 17 Innovative Technology Loan Guarantees, Negative Subsidies, Energy	089		2679	001	61,942,052.57
Rural Microenterprise Investment, Downward Reestimate of Subsidies	012		2680	003	37,368.00
Native Hawaiian Housing Loan Guarantee Fund, Negative Subsidies, Public and Indian Housing, Housing and Urban Development	086		2684	000	50,499.94
Loans Negative Subsidies, United States International Development Finance Corporation	077		2685	001	121,480,076.48
Downward Reestimates of Subsidies, Microenterprise and Small Enterprise Development, United States International Development Finance Corporation	077		2686	003	1,025.45
Downward Reestimates of Subsidies, Urban and Environmental Credit Program, United States International Development Finance Corporation	077		2687	003	4,926,205.67
Loans, Downward Reestimates of Subsidy, United States International Development Finance Corporation	077		2689	003	288,631,801.90
Economic Stabilization, Negative Subsidies, Treasury	020		2691	001	1,163,527,817.00
Home Ownership Preservation Equity Fund, Downward Reestimates of Subsidies	086		2695	003	18,519,110.00

Receipts by Source Categories

Classification	Account Symbol				Receipt Offset Against Outlays
	AID	A	MAIN	SUB	
Proprietary Receipts from the Public - Continued					
Agricultural Credit Insurance, Negative Subsidies	012		2701	001	5,794,462.48
Agricultural Credit Insurance, Downward Reestimates of the Subsidy	012		2701	003	173,499,367.49
Rural Electrification and Telephone Loans, Negative Subsidies	012		2702	001	234,245,779.60
Rural Electrification and Telephone Loans, Downward Reestimates of Subsidies	012		2702	003	1,090,777,073.92
Rural Water and Waste Disposal, Negative Subsidies	012		2703	001	1,394,941.96
Rural Water and Waste Disposal, Downward Reestimates of Subsidies	012		2703	003	105,609,519.00
Rural Community Facility, Negative Subsidies	012		2705	001	85,638,220.60
Rural Community and Facility, Downward Reestimates of Subsidies	012		2705	003	13,339,889.15
Rural Housing Insurance, Negative Subsidies	012		2706	001	132,930,243.74
Rural Housing Insurance, Downward Reestimates of the Subsidy	012		2706	003	111,942,757.00
Rural Business and Industry, Downward Reestimates of Subsidies, Agriculture	012		2707	003	49,585,654.00
P.L. 480, Downward Reestimates of Subsidies	012		2708	003	2,204,416.00
Rural Development Loan Fund, Downward Reestimates of Subsidies	012		2710	003	2,634,707.00
Rural Telephone Bank, Downward Reestimates of Subsidies	012		2711	004	1,872,271.00
Agricultural Credit Insurance Fund Guaranteed Loans Negative Subsidies, Consolidated Farm Service Agency	012		2712	001	7,704,707.29
Agricultural Credit Insurance Fund Guaranteed Loan, Downward Reestimates of the Subsidy, Consolidated Farm Service Agency	012		2712	003	29,909,999.76
Rural Economic Development Loans, Downward Reestimates of Subsidies	012		2713	003	712,000.48
Fisheries Finance, National Oceanic Atmospheric Administration, Negative Subsidies	013		2717	001	2,561,908.01
Fisheries Finance, Downward Reestimates of Subsidies	013		2717	003	5,224,660.97
Federal Family Education Loan Program, Negative Subsidies	091		2718	001	66,712.00
Federal Family Education Loan Program, Downward Reestimates of Subsidies	091		2718	003	6,865,203,807.00
FHA-General and Special Risk Insurance, Negative Subsidies	086		2719	001	678,288,224.79
FHA-General and Special Risk Insurance, Re-Estimates	086		2719	003	3,718,742,393.30
Disaster Loan Program, Downward Reestimates of Subsidies	073		2721	003	159,395,509.00
Business Loan Program, Negative Subsidies, Small Business Administration	073		2722	001	1,266,424,306.62
Business Loan Program, Downward Reestimates of Subsidies	073		2722	003	1,099,482,395.00
Foreign Military Financing, Downward Reestimate of Subsidies	011		2724	003	61,138,184.92
Loan Guarantees to Israel, Downward Reestimates of Subsidies	072		2725	003	156,798,769.00
Export Import Bank Guaranteed Loans, Downward Reestimates	083		2727	003	172,805,177.00
Maritime (Title XI Loan Program, Downward Reestimates of Subsidies, Maritime Administration, Transportation	069		2728	003	84,988,270.32
Indian Loan Guarantee, Downward Reestimates, Bureau of Indian Affairs	014		2729	003	3,350,414.00
Assistance for the New Independent States of the Former Soviet Union: Ukraine Export Credit Insurance, Downward Reestimates, Agency for International Development	072		2731	003	210,120,012.00
Guaranty and Indemnity Direct Loan Finance, Downward Reestimates of Subsidies, Veterans Affairs	036		2733	003	2,567,453,736.32
Minority Business Resource Center Guaranteed Loans, Downward Reestimates of Subsidies	069		2739	003	424.00
Disaster Assistance, Downward Reestimates of Subsidies, Federal Emergency Management Agency, Homeland Security	070		2740	003	12,129,596.74
College Housing and Academic Facilities Loan, Downward Reestimates of Subsidies, Education	091		2741	003	47,861,417.00
Indian Housing Loan Guarantee Receipt Account, Downward Reestimates of Subsidies	086		2743	003	33,596,696.08
Distance Learning and Telemedicine Program, Downward Reestimates, Rural Utilities Service	012		2746	003	45,287,899.80
Indian Direct Loan, Downward Reestimates of Subsidies, Bureau of Indian Affairs	014		2747	003	353,459.00
Rural Business Investment, Downward Reestimates of Subsidies, Rural Business-Cooperative Service, Agriculture	012		2748	003	1,327,994.00
Native American Veterans Housing Loans, Negative Subsidies, Veterans Affairs	036		2751	001	342,372.32
Native American Veterans Housing Loans, Downward Reestimates, Veterans Affairs	036		2751	003	522,763.98
Downward Reestimates of Subsidies, Abatement, Control and Compliance Loans, Environmental Protection Agency	068		2753	003	6,257.00
Veterans Housing Benefit Loan Program, Negative Subsidies, Department of Veterans Affairs	036		2755	001	1,090,169,915.32
Farm Storage Facility Loans, Negative Subsidies	012		2756	001	1,159,858.22
Farm Storage Facility Loans, Downward Reestimates of Subsidies	012		2756	003	79,939.00
Commodity Credit Corporation Export Guarantee Financing, Downward Reestimates of Subsidies	012		2757	003	12,006,224.00
Health Center Guarantee Loan Program, Negative Subsidy	075		2758	003	345,379.84
Railroad Rehabilitation and Improvement Financing, Negative Subsidies, Office of the Secretary, Transportation	069		2760	001	5,121,657.46
Downward Reestimates, Railroad Rehabilitation and Improvement Program, Office of the Secretary, Transportation	069		2760	003	20,051,389.44
Family Housing Improvement Fund, Downward Reestimates of Subsidies, Defense	097		2761	003	67,380,344.83
Title VI Indian Loan Guaranteed Receipt Account, Downward Reestimates of Subsidies	086		2762	003	1,620,415.46
Community Development Financial Institutions Fund, Downward Re-Estimates of Subsidies	020		2763	003	14,299,013.35
Vocational Rehabilitation and Employment Direct Loan Financing, Downward Reestimates of Subsidies, Veterans Affairs	036		2767	003	9,347.67
Transportation Infrastructure Finance and Innovation Program, Downward Reestimates Subsidies, Office of the Secretary, Transportation	069		2768	003	982,071,198.18
Community Development Loan Guarantees, Downward Reestimates of Subsidies	086		2773	003	9,675,952.02
Assistance to American Samoa, Direct Loan, Downward Reestimates of Subsidies, Office of Insular Affairs	014		2774	003	176,397.24
Repatriation Loans, Downward Reestimates of Subsidies, State	019		2776	003	979,034.00
Multi-Family Housing Revitalization Fund, Downward Reestimates of Subsidies, Agriculture	012		2779	003	12,275,042.00
Federal Direct Student Loan Program, Negative Subsidies, Education	091		2781	001	3,945,691,908.00
Federal Direct Loan Program, Downward Reestimates of Subsidies, Education	091		2781	003	1,436,592,759.00
Rural Energy for America Program Downward Reestimates of Subsidies, Rural Development Administration, Agriculture	012		2786	003	21,817,051.00
GSE Mortgage-Backed Securities Direct Loans, Downward Reestimates of Subsidies, Departmental Offices, Treasury	020		2790	003	17,524,117.00
Troubled Asset Relief Program, Downward Reestimates of Subsidies, Departmental Offices, Treasury	020		2792	003	74,433,059.94
Commodity Credit Corporation Export Guarantees, Negative Subsidy	012		2793	001	7,257,631.23
Teach Grant Program, Downward Reestimates of Subsidies, Education	091		2794	003	36,230,636.00
DOE ATVM Direct Loans Downward Reestimate Account, Energy	089		2795	003	17,210,164.42
DOE Loan Guarantees (Section 1705 Recovery Act) Downward Reestimate Account, Energy	089		2796	003	38,117,984.83
Native Hawaiian Housing Loan Guarantees, Downward Reestimates of Subsidies	086		2799	003	542,305.94
Total, Negative Subsidies and Downward Reestimates (Credit Reform)					28,913,539,098.23
Repayment of Loans to United Kingdom:					
Repayment of Loans and Credits to Foreign Nations, Treasury	020		2869	000	184,204.47
Other:					
Repayments on Miscellaneous Recoverable Costs, Not Otherwise Classified, Energy	089		2889	000	29,474,661.19
Proceeds, Grants for Emergency Mortgage Relief Derived from Emergency Homeowner's Relief Fund	086		2891	000	1,178,830.56
Proceeds, Air Carrier Equity Related Transactions, Treasury	020		2897	000	25,200,681.02
Repayments of Loans, Capital Contributions, Higher Educational Activities, Education	091		2915	000	1,316,749,987.28
Proceeds from Non-Federal Securities Not Immediately Reinvested, National Archives Gift Fund	088	X	8127	005	642,633.49
Total, Other					1,373,246,793.54
Total, Realization Upon Loans and Investments					30,286,970,096.24
Recoveries and Refunds					
Recoveries for Government Property Lost or Damaged, Not Otherwise Classified Army, Navy, Air Force	017		3019	000	2,694,262.95
Recoveries for Government Property Lost or Damaged, Not Otherwise Classified, Army, Navy, Air Force	021		3019	000	16,966,641.25

Receipts by Source Categories

Classification	Account Symbol				Receipt Offset Against Outlays
	AID	A	MAIN	SUB	
Proprietary Receipts from the Public - Continued					
Recoveries for Government Property Lost or Damaged, Not Otherwise Classified, Army, Navy, Air Force	057		3019	000	367,962.73
Recoveries Under the Foreign Military Sales Program, Army, Navy, Air Force, Defense	017		3041	000	17,917,733.10
Recoveries Under the Foreign Military Sales Program, Army, Navy, Air Force, Defense	021		3041	000	3,784,713.24
Recoveries Under the Foreign Military Sales Program, Army, Navy, Air Force, Defense	057		3041	000	5,982,458.50
Recoveries Under the Foreign Military Sales Program, Army, Navy, Air Force, Defense	097		3041	000	10,999,124.00
Recovery of Beneficiary Overpayments from the Supplemental Security Income Program, Health and Human Services	028		3096	000	2,645,292,938.23
Federal Share of Child Support Collections, HHS, ACF	075		3107	000	967,489,839.00
Proceeds from the Transfer or Disposition of Commissary Facilities	097	X	5195	003	131,997.12
Natural Resource Damage Assessment and Restoration Fund, U.S. Fish and Wildlife Service, Interior	014	X	5198	001	521,576,205.09
Receipts, Transportation Audit Contracts and Contract Administration, General Services Administration	047		5250	000	10,914,058.68
Medical Care Collections Fund, Veterans Affairs	036	X	5287	001	273,514,489.61
Medical Care Collections Enhanced-Use Lease Proceeds, Veterans Affairs	036	X	5287	010	1,076,105.13
Student Financial Assistance Debt Collection, Education	091	X	5557	001	6,128,827.80
Medicare Refunds, Federal Supplementary Medical Insurance Trust Fund	075	X	8004	045	7,602,216,617.00
Affordable Care Act Medicare Shared Savings Models, FSMI	075	X	8004	048	98,489,207.08
Affordable Care Act Medicare Shared Savings Models, HI	075	X	8005	008	78,022,395.26
Medicare Refunds, Federal Hospital Insurance Trust Fund	075	X	8005	053	11,758,172,785.00
Tax Refund, Offset Collections, Federal Old-Age Survivors Insurance Trust Fund	028	X	8006	009	20,571,578.92
Other Proprietary Receipts, Federal Old-Age and Survivors Insurance Trust Fund	028	X	8006	029	2,001,242.96
Tax Refund, Offset Collections, Federal Disability Insurance Trust Fund	028	X	8007	009	76,644,220.79
Recoveries, Hazardous Substance Superfund	068	X	8145	004	35,555,415.79
Future Clean Up Cost Settlements, Hazardous Substance Superfund Trust Fund	068	X	8145	006	202,222,799.37
Recoveries, Oil Spill Liability Trust Fund, Homeland Security	070	X	8185	004	151,398,825.05
Total, Recoveries and Refunds					24,510,132,443.65
Gifts and Contributions					
Contributions to "Conscience Fund"	010		1210	000	50.00
Contributions to "Conscience Fund"	020		1210	000	3,685.00
Contributions to "Conscience Fund"-FSM	020		1210	018	3,100.00
Contributions to "Conscience Fund"	021		1210	000	20.00
Contributions to the Conscience Fund	070		1210	000	88.74
Gifts to the United States, Not Otherwise Classified	010		1299	000	24,037.39
Gifts to the United States, Not Otherwise Classified-FSM	020		1299	018	354,810.36
Gifts to the United States, Not Otherwise Classified	057		1299	000	30.64
Contributions, Oliver Wendell Holmes Devise Fund, Library of Congress	003	X	5075	001	806.99
Gifts to the United States to Reduce Debt Held by the Public, Bureau of the Fiscal Service, Treasury	020	X	5080	001	1,615,198.54
Gifts, Marine Mammal Unusual Mortality Event Fund, National Oceanic Atmospheric Administration	013	X	5283	001	65.00
Unclaimed Checkpoint Money, Transportation Security Administration, Homeland Security	070	X	5390	001	507,782.79
Gifts and Contributions, Dwight D. Eisenhower Memorial Fund	283	X	5549	001	1,207,654.91
Gifts and Bequests, World War I Centennial Commission	480	X	5589	001	14,700,000.00
Donations and Collections, Department of Defense Vietnam War Commemoration Fund, Defense	097	X	5750	001	230.00
Gifts, Federal Supplementary Medical Insurance Trust Fund	075	X	8004	042	50.00
Gifts, Federal Hospital Insurance Trust Fund	075	X	8005	042	50.00
Gifts, Federal Old-Age and Survivors Insurance Trust Fund	028	X	8006	042	48,648.29
Contributions to Library of Congress Gift Fund	003	X	8031	001	6,448,168.11
Income from Donated Securities, Library of Congress Gift Fund, Library of Congress	003	X	8031	021	124,087.76
Contributions, Library of Congress Trust Fund	003	X	8032	001	4,129,278.50
Donations to National Park Service	014	X	8037	001	46,309,993.07
Gifts and Donations, National Endowment for the Arts	417	X	8040	001	604,987.96
Gifts and Donations, National Endowment for the Humanities	418	X	8050	001	153,183.27
Contributions, Indian Health Facilities, Indian Health Services	075	X	8073	001	7,249,843.17
Grants and Donations, Institute of Museum and Library Services	474	X	8080	001	1,600,172.77
Gifts and Donations, Federal Judicial Center, the Judiciary	010	X	8123	001	96,268.01
Donations, National Archives Gift Fund, National Archives and Records Administration	088	X	8127	001	1,019,326.30
Department of Veterans Affairs Cemetery Gift Fund, Veterans Affairs	036	X	8129	001	165,576.36
Gifts and Donations, Open World Leadership Center Trust Fund	009	X	8148	001	52,500.00
Contributions, Department of Defense General Gift Fund Deposits, Defense	097	X	8163	001	1,103,424.86
Deposits, General Post Fund, National Homes, Veterans Affairs	036	X	8180	001	17,030,320.13
Gifts and Donations, Christopher Columbus Fellowship Foundation	465	X	8187	003	52.00
Gifts and Bequests, Agriculture	012	X	8203	001	551,909.10
Gifts and Donations, African Development Foundation	011	X	8239	001	5,169,126.56
Gifts, Donations and Contributions, Inter-American Foundation, Executive	011	X	8243	001	176,204.81
Gifts and Donations, Departmental Management, Homeland Security	070	X	8244	001	610.00
Gifts and Contributions, Peace Corps	011	X	8245	001	726,916.15
Contributions to National Institutes of Health Unconditional Gift Fund, Health and Human Services	075	X	8248	001	1,501,973.37
Gifts and Donations, Centers for Disease Control	075	X	8250	001	23,278,732.73
Contributions to National Institutes of Health Conditional Gift Fund	075	X	8253	001	35,856,595.16
Contributions, Education	091	X	8258	001	5,049.00
Gifts and Donations, Commission for the Preservation of America's Heritage Abroad	321	X	8268	001	62,407.00
Gifts and Donations, Harry S. Truman Scholarship Foundation	372	X	8296	001	25.00
Gifts and Bequests, Justice Gift Fund	015	X	8305	001	5,000.00
Gifts, Crime Victims Fund	015	X	8306	001	250.00
Gifts and Donations, Bureau of Indian Affairs	014	X	8361	001	120,057.44
Gifts and Bequests, Departmental Management	013	X	8501	001	346,565.99
Gifts and Bequests, Maritime Administration	069	X	8503	001	1,166,556.54
Contributions to the Indian Health Service Gift Fund	075	X	8511	001	235,708.07
Gifts, Armed Forces Retirement Home Trust Fund, Armed Forces Retirement Home	084	X	8522	005	92,055.75
Deposits, General Gift Fund, USCG, Homeland Security	070	X	8533	001	3,015,016.46
Contributions, American Battle Monuments Commission	074	X	8569	001	660,745.70
Gifts and Donations, Energy	089	X	8576	001	39,375.00
Deposits, Department of the Navy General Gift Fund	017	X	8716	001	1,227,395.24
Contributions to United States Naval Academy General Gift Fund	017	X	8733	001	19,368,975.44
Department of State Unconditional Gift Fund	019	X	8821	001	58,480,249.22
Conditional Gift Fund, General, State	019	X	8822	001	3,377,680.22
Gifts and Donations, Agency for International Development	072	X	8824	001	56,621,262.47
Deposits, Patients' Benefit Fund, National Fund, National Institutes of Health	075	X	8888	001	515.00
Deposits, Department of the Army General Gift Fund	021	X	8927	001	6,335,154.42
Deposits, Department of the Air Force General Gift Fund	057	X	8928	001	18,310,616.98
Donations to National Science Foundation	049	X	8960	001	27,258,708.45

Receipts by Source Categories

Classification	Account Symbol				Receipt Offset Against Outlays
	AID	A	MAIN	SUB	
Proprietary Receipts from the Public - Continued					
Gifts and Contributions, Action	485	X	8981	001	20,744.00
Total, Gifts and Contributions					368,565,672.19
Miscellaneous Receipt Accounts					
Net Gains on Transactions in Foreign Currencies, Treasury Securities, Treasury	020		1682	000	7,682,967.90
GSE Fees Pursuant to P.L. 112-78 Sec. 401	020		2485	000	4,238,278,967.52
Recoveries for Government Property Lost or Damaged, Not Otherwise Classified, Army, Navy, Air Force	097		3019	000	14,800.88
Collections and Receivables from Cancelled Accounts	049		3200	000	370,296.37
General Fund Proprietary Receipts, Defense Military, Not Otherwise Classified	017		3210	000	-3,787,221.04
General Fund Proprietary Receipts, Defense Military, Not Otherwise Classified	021		3210	000	150,671,612.65
General Fund Proprietary Receipts, Defense Military, Not Otherwise Classified	057		3210	000	82,054,190.21
General Fund Proprietary Receipts, Defense Military, Not Otherwise Classified	097		3210	000	236,264,138.18
General Fund Proprietary Receipts, Not Otherwise Classified, All Other	000		3220	000	248,006.86
General Fund Proprietary Receipts, Not Otherwise Classified, All Other	001		3220	000	1,813,506.76
General Fund Proprietary Receipts, Not Otherwise Classified, All Other, U.S. Capitol Police Board	002		3220	000	3,565.15
General Fund Proprietary Receipts, Not Otherwise Classified, All Other	003		3220	000	813.25
General Fund Proprietary Receipts, Not Otherwise Classified, All Other	005		3220	000	301.25
General Fund Proprietary Receipts, Not Otherwise Classified, All Other	010		3220	000	1,496,818.56
General Fund Proprietary Receipts, Not Otherwise Classified, All Other	011		3220	000	314,780.52
General Fund Proprietary Receipts, Not Otherwise Classified, All Other	012		3220	000	10,523,329.42
General Fund Proprietary Receipts, Not Otherwise Classified, All Other	013		3220	000	3,671,043.54
General Fund Proprietary Receipts, Not Otherwise Classified, All Other	014		3220	000	105,760,465.40
General Fund Proprietary Receipts, Not Otherwise Classified, All Other, General Legal Activities, Justice	015		3220	000	1,180,553,274.62
General Fund Proprietary Receipts, Not Otherwise Classified, All Other, ATF, Justice	015		3220	001	2,567.48
General Fund Proprietary Receipts, Not Otherwise Classified, All Other, FBI, Justice	015		3220	002	13,984,066.75
General Fund Proprietary Receipts, Not Otherwise Classified, All Other, BOP, Justice	015		3220	010	235,881.90
General Fund Proprietary Receipts, Not Otherwise Classified, All Other, DEA, Justice	015		3220	011	8,067,769.71
General Fund Proprietary Receipts, Not Otherwise Classified, All Other, USMS, Justice	015		3220	018	614,564.84
General Fund Proprietary Receipts, Not Otherwise Classified, All Other	016		3220	000	517,740.08
General Fund Proprietary Receipts, Not Otherwise Classified, All Other	019		3220	000	14,579,345.84
General Fund Proprietary Receipts, Not Otherwise Classified, All Other, Departmental Offices, Treasury	020		3220	001	7,993,725.04
General Fund Proprietary Receipts, Not Otherwise Classified, All Other, Inspector General For Tax Administration, Treasury	020		3220	004	13,407,797.06
General Fund Proprietary Receipts, Not Otherwise Classified, All Other, Office of Inspector General, Treasury	020		3220	008	289.00
General Fund Proprietary Receipts, Not Otherwise Classified, All Other, Internal Revenue Service, Treasury	020		3220	009	281.17
General Fund Proprietary Receipts, Not Otherwise Classified, All Other, Alcohol and Tobacco Tax and Trade Bureau, Treasury	020		3220	010	284,284.68
General Fund Proprietary Receipts, Not Otherwise Classified, All Other, Bureau of the Fiscal Service, Treasury	020		3220	012	4,649.98
General Fund Proprietary Receipts, Not Otherwise Classified, All Other, Special Inspector General TARP, Treasury	020		3220	015	108,012,248.74
General Fund Proprietary Receipts, Not Otherwise Classified, All Other, United States Mint, Treasury	020		3220	016	2,329.79
General Fund Proprietary Receipts, Not Otherwise Classified, All Other, Fiscal Service Miscellaneous, Treasury	020		3220	018	155.33
General Fund Proprietary Receipts, Not Otherwise Classified, All Other, Internal Revenue Service/Revenue, Treasury	020		3220	019	43,879,256.42
General Fund Proprietary Receipts, Not Otherwise Classified, All Other, Financial Crimes Enforcement Network, Treasury	020		3220	046	228,936,570.61
General Fund Proprietary Receipts, Not Otherwise Classified, All Other, Departmental Franchise Fund, Treasury	020		3220	074	3,454,513.80
General Fund Proprietary Receipts, Not Otherwise Classified, All Other	024		3220	000	50.00
General Fund Proprietary Receipts, Not Otherwise Classified, All Other	024		3220	000	4,433,745.63
General Fund Proprietary Receipts, Not Otherwise Classified, All Other	025		3220	000	3,953.50
General Fund Proprietary Receipts, Not Otherwise Classified, All Other	027		3220	000	3,459,698.35
General Fund Proprietary Receipts, Not Otherwise Classified, All Other, Social Security Administration	028		3220	000	22,301.70
General Fund Proprietary Receipts, Not Otherwise Classified, All Other	029		3220	000	7,019,973.08
General Fund Proprietary Receipts, Not Otherwise Classified, All Other	031		3220	000	132,394.38
General Fund Proprietary Receipts, Not Otherwise Classified, All Other	034		3220	000	916.40
General Fund Proprietary Receipts, Not Otherwise Classified, All Other	036		3220	000	24,683,008.65
General Fund Proprietary Receipts, Not Otherwise Classified, All Other	045		3220	000	45,007.56
General Fund Proprietary Receipts, Not Otherwise Classified, All Other	047		3220	000	40,643,082.99
General Fund Proprietary Receipts, Not Otherwise Classified, All Other	049		3220	000	5,287,063.46
General Fund Proprietary Receipts, Not Otherwise Classified, All Other	050		3220	000	46,538.77
General Fund Proprietary Receipts, Not Otherwise Classified, All Other	061		3220	000	12,849.30
General Fund Proprietary Receipts, Not Otherwise Classified, All Other	065		3220	000	191,060.22
General Fund Proprietary Receipts, Not Otherwise Classified, All Other	068		3220	000	149,092.45
General Fund Proprietary Receipts, Not Otherwise Classified, All Other	069		3220	000	33,335,974.78
General Fund Proprietary Receipts, Not Otherwise Classified, All Other	070		3220	000	30,105,582.89
General Fund Proprietary Receipts, Not Otherwise Classified	072		3220	000	3,370,429.95
General Fund Proprietary Receipts, Not Otherwise Classified, All Other	073		3220	000	159,776.82
General Fund Proprietary Receipts, Not Otherwise Classified, All Other	074		3220	000	3,745.61
General Fund Proprietary Receipts, Not Otherwise Classified, All Other, Office of the Secretary, Health and Human Services	075		3220	001	111,062,166.46
General Fund Proprietary Receipts, Not Otherwise Classified, All Other, Centers for Medicare and Medicaid Services, Health and Human Services	075		3220	005	93,161,421.60
General Fund Proprietary Receipts, Not Otherwise Classified, All Other, Food & Drug Administration, Health and Human Services	075		3220	006	8,525,699.18
General Fund Proprietary Receipts, Not Otherwise Classified, All Other, National Institutes of Health, Health and Human Services	075		3220	008	15,353,560.75
General Fund Proprietary Receipts, Not Otherwise Classified, All Other, Centers for Disease Control, Health and Human Service	075		3220	009	6,940,555.90
General Fund Proprietary Receipts, Not Otherwise Classified, All Other, Indian Health Service, Health and Human Services	075		3220	010	1,344,578.93
General Fund Proprietary Receipts, Not Otherwise Classified, All Other	080		3220	000	21,045,755.65
General Fund Proprietary Receipts, Not Otherwise Classified, All Other	083		3220	000	248.00
General Fund Proprietary Receipts, Not Otherwise Classified, All Other	084		3220	000	323.20
General Fund Proprietary Receipts, Not Otherwise Classified, All Other	086		3220	000	5,633,742.30
General Fund Proprietary Receipts, Not Otherwise Classified	088		3220	000	211,175.77
General Fund Proprietary Receipts, Not Otherwise Classified, All Other	089		3220	000	27,047,932.59
General Fund Proprietary Receipts, Not Otherwise Classified, All Other	090		3220	000	16.85
General Fund Proprietary Receipts, Not Otherwise Classified, All Other	091		3220	000	37,165,017.30
General Fund Proprietary Receipts, Not Otherwise Classified, All Other	096		3220	000	120,398,641.21
General Fund Proprietary Receipts, Not Otherwise Classified, All Other, United States Commission on International Religious Freedom	295		3220	095	250.00
General Fund Proprietary Receipts, Not Otherwise Classified, All Other	309		3220	000	22,363.00
General Fund Proprietary Receipts, Not Otherwise Classified, All Other, Commodity Futures Trading Commission	339		3220	140	5,105.64
General Fund Proprietary Receipts, Not Otherwise Classified, All Other, Court of Appeals for Veterans Claims	345		3220	042	880.38
General Fund Proprietary Receipts, Not Otherwise Classified, All Other, District of Columbia	349		3220	069	5,353.46
General Fund Proprietary Receipts, Not Otherwise Classified, All Other	352		3220	001	150.00
General Fund Proprietary Receipts, Not Otherwise Classified, All Other, Federal Election Commission	360		3220	160	22,403.85
General Fund Proprietary Receipts, Not Otherwise Classified, All Other, Federal Mine Safety and Health Review Commission	368		3220	028	150.45

Receipts by Source Categories

Classification	Account Symbol				Receipt Offset Against Outlays
	AID	A	MAIN	SUB	
Proprietary Receipts from the Public - Continued					
General Fund Proprietary Receipts, Not Otherwise Classified, All Other	389		3220	000	1,200.00
General Fund Proprietary Receipts, Not Otherwise Classified, All Other	420		3220	000	52,078.87
General Fund Proprietary Receipts, Not Otherwise Classified, All Other, National Transportation Safety Board	424		3220	003	4,423.12
General Fund Proprietary Receipts, Not Otherwise Classified, All Other, Occupational Safety and Health Review Commission	432		3220	021	201.50
General Fund Proprietary Receipts, Not Otherwise Classified, All Other, Institute for Museum and Library Services	474		3220	003	1,965.17
General Fund Proprietary Receipts, Not Otherwise Classified, All Other, Corporation for National and Community Service	485		3220	055	1,489,021.21
General Fund Proprietary Receipts, Not Otherwise Classified, All Other, Denali Commission	513		3220	067	183,029.74
General Fund Proprietary Receipts, Not Otherwise Classified, All Other, United States Agency for Global Media	514		3220	068	344,011.36
General Fund Proprietary Receipts, Not Otherwise Classified, All Other, Millennium Challenge Corporation	524		3220	077	201,832.63
General Fund Proprietary Receipts, Not Otherwise Classified, All Other, FOIA, Federal Housing Finance Agency	537		3220	080	6,092.00
General Fund Proprietary Receipts, Not Otherwise Classified, All Other, FOIA Fees, Bureau of Consumer Financial Protection	581		3220	085	120.00
Cellulosic Biofuel Waiver Credits, Renewal Fuel Program, Environmental Protection Agency	068		3229	000	1,306,143.14
Other, Reclamation Fund, Interior	014		5000	028	216,640,927.74
Recreation Enhancement Fee Program, Bureau of Reclamation	014	X	5109	001	829,574.72
Sale and Rent of Real Property, International Center, Washington, D.C., State	019	X	5151	001	816,998.75
National Forests Fund, Roads and Trails for States	012	X	5203	001	15,887,161.77
Return of Principal from Private Sector Investments, Tribal Special Fund, Office of the Special Trustee for American Indians	014	X	5265	004	322,800,911.61
Miscellaneous Sales of Assets, Tribal Special Fund, Office of the Special Trustee for American Indians	014	X	5265	005	19,937,814.00
Lease of Land and Buildings, National Cemetery Administration Facilities Operation Fund, Veterans Affairs	036	X	5392	001	360,341.69
Reclamation Water Settlements Fund, Bureau of Reclamation, Interior	014	X	5593	001	120,000,000.00
Earnings on Investments, Bureau of Reclamation, Interior	014	X	5593	002	3,285,484.02
Water Storage Enhancement Receipts, Bureau of Reclamation, Interior	014		5704	001	157,619,245.00
Capitol Trust Account, Architect of the Capitol	001	X	5760	001	26,516.61
Return of Principal from Private Sector Investments, Tribal Trust Fund, Office of the Special Trustee for American Indians	014	X	8030	004	146,838,185.82
Miscellaneous Sales of Assets, Tribal Trust Fund, Office of the Special Trustee for the American Indians	014	X	8030	005	24,941,922.81
Affordable Housing Allocations, Capital Magnet Fund, Departmental Offices, Treasury	020	X	8524	004	175,809,002.61
Affordable Housing Allocation, Housing Trust Fund, Housing and Urban Development	086	X	8560	001	326,502,433.41
Total, Miscellaneous Receipt Accounts					8,596,854,074.48

Receipt Clearing Accounts

Collections and/or Payments Default, Justice	015	F	3500	000	466.00
Collections and/or Payment Default, Defense	097	F	3500	000	-319,456.28
Collections and/or Payments Default, National Reconnaissance Office	571	F	3500	079	1,353.17
Deposits of Litigations, Internal Revenue Service, Treasury	020	F	3844	000	54,242,084.88
Proceeds of Sales, Personal Property (Suspense), Peace Corps	011	F	3845	044	110,195.86
Proceeds of Sales, Personal Property, Soil Conservation Service	012	F	3845	010	-9,310.00
Proceeds of Sales, Personal Property, Forest Service	012	F	3845	011	27,797.86
Proceeds of Sales, Personal Property, Agricultural Research Service	012	F	3845	014	-136,252.50
Proceeds of Sales, Personal Property, Animal and Plant Health Inspection Service	012	F	3845	016	-245,814.14
Proceeds of Sales, Personal Property, Agricultural Marketing Services, Agriculture	012	F	3845	025	-11,824.00
Proceeds of Sales, Personal Property, Foreign Agricultural Service	012	F	3845	029	62,348.81
Proceeds of Sales, Personal Property, International Trade Administration	013	F	3845	012	-2,268.27
Proceeds of Sales, Personal Property, National Oceanic and Atmospheric Administration	013	F	3845	014	-15,308.00
Proceeds of Sales, Personal Property, Geological Survey	014	F	3845	008	-71,521.10
Proceeds of Sales, Personal Property, United States Fish and Wildlife Service	014	F	3845	016	-2,678,701.14
Proceeds of Sales, Personal Property, Office of Surface Mining Reclamation and Enforcement	014	F	3845	018	52,259.63
Proceeds of Sales, Personal Property, Federal Bureau of Investigation	015	F	3845	002	3,051.17
Proceeds of Sales, Personal Property, Drug Enforcement Administration	015	F	3845	011	-7,608.87
Proceeds of Sales, Personal Property (Suspense), State	019	F	3845	000	-2,069,070.37
Proceeds of Sales, Personal Property, Internal Revenue Service	020	F	3845	009	2,404.40
Proceeds of Sales, Personal Property (Suspense), Army	021	F	3845	000	-280,888.18
Proceeds of Sales, Personal Property, Smithsonian Institution	033	F	3845	001	28,561.78
Proceeds of Sales, Personal Property (Suspense), Veterans Affairs	036	F	3845	000	2,661,182.91
Proceeds of Sales, Personal Property, General Services Administration	047	F	3845	000	-3,449,493.09
Proceeds of Sales, Personal Property	070	F	3845	005	-7,098,056.38
Proceeds of Sales, Personal Property	070	F	3845	007	257,041.50
Proceeds of Sales, Personal Property	070	F	3845	011	5,613.00
Proceeds of Sales, Personal Property	070	F	3845	019	-121,302.88
Proceeds of Sales, Personal Property (Suspense), Agency for International Development	072	F	3845	000	229,190.03
Proceeds of Sales, Personal Property, Defense	097	F	3845	000	-2,839,299.44
Proceeds of Sale, Personal Property, United States Agency for Global Media	514	F	3845	068	33,333.33
Proceeds of Sale, Personal Property, Millennium Challenge Corporation	524	F	3845	077	1,382.52
Budget Clearing Account (Suspense), House of Representatives, Sergeant at Arms	000	F	3875	008	-2,841.97
Budget Clearing Account (Suspense), Library of Congress	003	F	3875	000	-14,864.30
Budget Clearing Account (Suspense), United States Courts	010	F	3875	002	413,059.99
Budget Clearing Account (Suspense), Executive Operations	012	F	3875	004	-8,286,664.96
Budget Clearing Account (Suspense), Soil Conservation Service	012	F	3875	010	-109.51
Budget Clearing Account (Suspense), Forest Service	012	F	3875	011	-937,923.05
Budget Clearing Account (Suspense), Agricultural Research Service	012	F	3875	014	-41,017.03
Budget Clearing Account (Suspense), Cooperative State Research, Education, and Extension Service	012	F	3875	015	-351,699.30
Budget Clearing Account (Suspense), Animal and Plant Health Inspection Service	012	F	3875	016	-15,418.38
Budget Clearing Account (Suspense), Agricultural Marketing Service	012	F	3875	025	-172,377.89
Budget Clearing Account (Suspense), Food and Nutrition Service	012	F	3875	035	25,409.99
Budget Clearing Account (Suspense), Commodity Credit Corporation	012	F	3875	036	-308,214.32
Budget Clearing Account (Suspense), Food Safety and Inspection Service	012	F	3875	037	11,061.45
Budget Clearing Account (Suspense), Central Voucher Payment Center	012	F	3875	040	-1,615,197.38
Budget Clearing Account (Suspense), Farm Service Agency	012	F	3875	049	301.85
Budget Clearing Account (Suspense), National Oceanic and Atmospheric Administration	013	F	3875	014	-6,869,647.25
Budget Clearing Account (Suspense), General Legal Activities	015	F	3875	001	5,609,128.62
Budget Clearing Account (Suspense), Federal Prison System	015	F	3875	010	-583,337.13
Budget Clearing Account (Suspense), Navy	017	F	3875	001	-3,304,197.84
Budget Clearing Account (Suspense), Navy	017	F	3875	002	-51,876,102.33
Budget Clearing Account (Suspense), Navy (Special)	017	F	3875	004	-1,621,441.58
Budget Clearing Account (Suspense), State	019	F	3875	000	12,206.36
Budget Clearing Account (Suspense), for CAPPS Only, Office of Finance	019	F	3875	003	-45,020.42
Budget Clearing Account (Suspense), Internal Revenue Service	020	F	3875	009	44,851.93
Budget Clearing Account (Suspense), Bureau of the Fiscal Service, Treasury	020	F	3875	012	508,273.50
Budget Clearing Account (Suspense), Bureau of the Fiscal Service	020	F	3875	017	172,275,877.47
Budget Clearing Account (Suspense), Army	021	F	3875	001	-744,752.68

Receipts by Source Categories

Classification	Account Symbol				Receipt Offset Against Outlays
	AID	A	MAIN	SUB	
Proprietary Receipts from the Public - Continued					
Budget Clearing Account (Suspense), Army	021	F	3875	002	-111,926,749.30
Budget Clearing Account (Suspense), Federal Trade Commission	029	F	3875	000	-315,280.58
Budget Clearing Account (Suspense), Veterans Affairs	036	F	3875	000	-54,888,374.49
Budget Clearing Account (Suspense), General Services Administration	047	F	3875	000	894,150.47
Budget Clearing Account (Suspense), Securities and Exchange Commission	050	F	3875	000	-34,742.81
Budget Clearing Account (Suspense), Air Force	057	F	3875	001	-3,938,690.66
Budget Clearing Account (Suspense)	057	F	3875	002	-24,700,008.39
Budget Clearing Account (Suspense), Environmental Protection Agency	068	F	3875	000	1,162,396.42
Budget Clearing Account (Suspense)	070	F	3875	001	7,211.85
Budget Clearing Account (Suspense)	070	F	3875	006	-19,154,546.94
Budget Clearing Account (Suspense)	070	F	3875	011	-253,729.46
Budget Clearing Account (Suspense)	070	F	3875	019	1,481.80
Budget Clearing Account	070	F	3875	023	-192,327.24
Budget Clearing Account (Suspense), Small Business Administration	073	F	3875	000	-1,625,924.84
Budget Clearing Account (Suspense), Departmental Management	075	F	3875	001	26,789,118.24
Budget Clearing Account (Suspense), Food and Drug Administration	075	F	3875	006	4,826,630.57
Budget Clearing Account (Suspense), Program Support Center (DPM)	075	F	3875	007	3,612,455.43
Budget Clearing Account (Suspense), National Institutes of Health	075	F	3875	008	2,028,335.21
Budget Clearing Account (Suspense), Indian Health Services, Health and Human Services	075	F	3875	010	5,109,582.76
Budget Clearing Account (Suspense), Cash Control and Reconciliation Division	086	F	3875	000	-205,381.38
Budget Clearing Account (Suspense), Cash Control and Reconciliation Division	086	F	3875	001	-714,228.84
Budget Clearing Account (Suspense), Energy	089	F	3875	000	14,284,192.60
Budget Clearing Account (Suspense), Education	091	F	3875	000	-29,319,733.75
Budget Clearing Account (Suspense), Secretary of Defense	097	F	3875	000	103,022.05
Budget Clearing Account (Suspense), Defense	097	F	3875	001	-32,863,236.90
Budget Clearing Account (Suspense), Offset Program, Defense	097	F	3875	002	-1,074,366.98
Budget Clearing Account (Suspense), Broadcasting Board of Governors	514	F	3875	068	-1,930.96
Unavailable Check Cancellations and Overpayments (Suspense), Architect of the Capitol	001	F	3880	000	-3,603.53
Unavailable Check Cancellations and Overpayments (Suspense), Peace Corps	011	F	3880	044	54,224.45
Unavailable Check Cancellations and Overpayments (Suspense), National Oceanic and Atmospheric Administration, Commerce	013	F	3880	014	-885,530.14
Unavailable Check Cancellations and Overpayments (Suspense), Economic Development Administration, Commerce	013	F	3880	020	642,112.28
Unavailable Check Cancellations and Overpayments (Suspense), Navy	017	F	3880	000	-253,897.50
Unavailable Check Cancellations and Overpayments (Suspense), State	019	F	3880	000	-16,199.35
Unavailable Check Cancellations and Overpayments (Suspense), Bangkok, Thailand	019	F	3880	068	17,858.20
Unavailable Check Cancellations and Overpayments (Suspense), Charleston, SC	019	F	3880	069	97,766.98
Unavailable Check Cancellations and Overpayments (Suspense), Army	021	F	3880	000	1,014,973.83
Unavailable Check Cancellations and Overpayments (Suspense), Veterans Affairs	036	F	3880	000	-494,933.18
Unavailable Check Cancellations and Overpayments (Suspense), Veterans Affairs	036	F	3880	001	-1,784,966.44
Unavailable Check Cancellations and Overpayments (Suspense), Veterans Affairs	036	F	3880	090	1,222,002.32
Unavailable Check Cancellations and Overpayments (Suspense), Air Force	057	F	3880	000	1,400,904.01
Unavailable Check Cancellations and Overpayments (Suspense), Federal Aviation Administration	069	F	3880	013	348,580.18
Unavailable Check Cancellations and Overpayments (Suspense)	070	F	3880	005	-11,636.77
Unavailable Check Cancellations and Overpayments (Suspense), Secretary of Defense	097	F	3880	000	-730,703.77
Debt Collection Collections	020	F	3887	001	407,631,052.46
Total, Receipt Clearing Accounts					326,328,758.96
Total, Proprietary Receipts from the Public					304,946,272,537.94
Intrabudgetary Receipts Deducted by Agency					
Intrafund Transactions					
Intrafund Transactions					
Interest from the Federal Financing Bank:					
Interest on Loans to Federal Financing Bank, Treasury	020		1418	000	1,915,242,331.60
Interest on Government Capital in Enterprises:					
Interest on Loans to the Washington Aqueduct, Bureau of the Fiscal Service, Treasury	020		1336	000	3,912.56
Interest on Loans from the Presidio Trust	020		1338	000	2,261,341.56
Interest on Loans and Federal Investment, Bonneville Power Administration Fund, Energy	020		1351	000	185,322,768.37
Interest on Loans to Western Area Power Administration, Energy	020		1360	000	2,310,946.34
Interest on Loans for College Housing and Academic Facilities Loans, Education	020		1363	000	1,065,760.08
Interest on Loans to Commodity Credit Corporation	020		1401	000	131,493,969.53
Interest on Loans, Higher Education Facilities Loan Fund	091		1422	000	40,945.48
Interest on Advances to Colorado River Dam Fund, Boulder Canyon Project	014		1427	000	390,901.72
Interest on Loans to National Flood Insurance Fund, Federal Emergency Management Agency	020		1433	000	438,411,543.70
Total, Interest on Government Capital in Enterprises					761,302,089.34
Interest Received by Retirement and Health Benefits Funds:					
Earnings on Investments, Postal Service Contributions for Retiree Health, Office of Personnel Management	024	X	5391	002	1,150,968,649.36
Earnings on Investments, DOD Medicare-Eligible Retiree Health Care Fund	097	X	5472	002	7,841,413,846.07
Earnings on Investments, DC Federal Pension Fund	020	X	5511	002	31,889,280.14
Total, Interest Received by Retirement and Health Benefits Funds					9,024,271,775.57
Total, Intrafund Transactions					11,700,816,196.51
General Fund Payments to Retirement and Health Benefits Funds					
DOD Retiree Health Care Fund:					
Federal Contributions, DOD Medicare-Eligible Retiree Health Care Fund	097	X	5472	003	6,637,000,000.00
Miscellaneous Federal Retirement Funds:					
Federal Contribution, DC Federal Pension Fund	020	X	5511	001	540,026,000.00
Payments to Railroad Retirement:					
Receipts from Federal Old-Age and Survivors Insurance (OASI) Trust Fund, Social Security Equivalent Benefit Account, Railroad Retirement Board	060	X	8010	031	4,843,965,000.00
Receipts from Disability Insurance (DI) Trust Fund, Social Security Equivalent Benefit Account, Railroad Retirement Board	060	X	8010	032	143,782,000.00
Payment from the National Railroad Retirement Investment Trust, Rail Industry Pension Fund, Railroad Retirement Board	060	X	8011	016	2,280,000,000.00

Receipts by Source Categories

Classification	Account Symbol				Receipt Offset Against Outlays
	AID	A	MAIN	SUB	
Intrabudgetary Receipts Deducted by Agency - Continued					
Total, Payments to Railroad Retirement					7,267,747,000.00
Other:					
Interest on Advances to Small Business Administration	073		1428	000	380,641.83
Recoveries from Federal Agencies for Settlement of Claims for Contract Disputes	020		3101	000	308,323,076.76
Reimbursements from Federal Agencies for Payments Made as a Result of Discriminatory Conduct	020		3112	000	20,876,305.74
Collections of Receivables from Cancelled Accounts	001		3200	000	6,646.10
Collections of Receivables from Cancelled Accounts, Library of Congress	003		3200	000	2,767.93
Collections of Receivables from Cancelled Accounts, Government Accountability Office	005		3200	000	147,283.49
Collections of Receivables from Canceled Accounts, U.S. Courts, The Judiciary	010		3200	002	58.32
Collections of Receivables from Cancelled Accounts	011		3200	000	32,707.01
Collections of Receivables from Cancelled Accounts, Agriculture	012		3200	000	1,903,925.40
Collections of Receivables from Cancelled Accounts	013		3200	000	234,912.53
Collections of Receivables from Cancelled Accounts, Interior	014		3200	000	28,513.76
Collections of Receivables from Cancelled Accounts	015		3200	000	27,297.51
Collections of Receivables from Canceled Accounts, FBI, Justice	015		3200	002	26,107.84
Collections of Receivables from Canceled Accounts, OJP, Justice	015		3200	004	302,267.96
Collections of Receivables from Canceled Accounts, BOP, Justice	015		3200	010	4,200.72
Collections of Receivables from Canceled Accounts, DEA, Justice	015		3200	011	74,104.72
Collections of Receivables from Cancelled Accounts, Labor	016		3200	000	4,895,827.01
Collections of Receivables from Cancelled Accounts	017		3200	000	25,048,771.17
Collections of Receivables from Cancelled Accounts, State	019		3200	000	31,097,450.77
Collections of Receivables from Canceled Accounts, Departmental Offices, Treasury	020		3200	001	3,073.85
Collections of Receivables from Canceled Accounts, Internal Revenue Service, Treasury	020		3200	009	292,934.46
Collections of Receivables from Canceled Accounts, Bureau of the Fiscal Service, Treasury	020		3200	012	2,251.91
Collections of Receivables from Cancelled Accounts	021		3200	000	1,468,530.66
Collections of Receivables from Cancelled Accounts, Smithsonian Institution	033		3200	000	2,482.78
Collections of Receivables from Canceled Accounts, Veterans Affairs	036		3200	000	2,662,250.71
Collections of Receivables from Cancelled Accounts, Equal Employment Opportunity Commission	045		3200	000	20,460.09
Collections of Receivables from Cancelled Accounts	057		3200	000	50,366,829.02
Collections of Receivables from Cancelled Accounts, Environmental Protection Agency	068		3200	000	-8,996.10
Collections of Receivables from Cancelled Accounts	069		3200	000	687,965.80
Collections of Receivables from Cancelled Accounts	070		3200	000	4,055,090.84
Collections of Receivables from Cancelled Accounts	072		3200	000	83,695.00
Collections of Receivables from Cancelled Accounts, Small Business Administration	073		3200	000	7,772.29
Collections of Receivables from Canceled Accounts, Office of the Secretary, Health and Human Services	075		3200	001	605,125.06
Collections of Receivables from Canceled Accounts, National Aeronautics and Space Administration	080		3200	000	503,706.25
Collections of Receivables from Cancelled Accounts, Housing and Urban Development	086		3200	000	6,179,615.14
Collections of Receivables from Cancelled Accounts, Energy	089		3200	000	512,035.52
Collections of Receivables from Cancelled Accounts, Education	091		3200	000	88,838.65
Collections of Receivables from Cancelled Accounts	097		3200	000	4,372,262.81
Collections of Receivables from Cancelled Accounts, Commission on Civil Rights	326		3200	019	50.94
Collections of Receivables from Cancelled Accounts, U. S. Court of Appeals for Veterans Claims	345		3200	042	1,366.91
Collections of Receivables from Cancelled Accounts, District of Columbia	349		3200	069	4,160.00
Collections of Receivables from Cancelled Accounts, National Endowment for the Arts	417		3200	001	4,000.00
Collections of Receivables from Canceled Accounts, Corporation for National and Community Service	485		3200	055	2,531.57
Earnings on Investments, Office of Surface Mining Reclamation and Enforcement	014	X	5015	009	55,436,485.18
Earnings on Investments, Federal Aid to 1975 Wildlife Restoration Fund	014	X	5029	002	51,713,469.59
Earnings on Investments, Assets Forfeiture Fund, Justice	015	X	5042	002	89,061,652.84
Earnings on Investments, Perishable Agricultural Commodities, Agricultural Marketing Service	012	X	5070	002	87,037.64
Earnings on Investments, United States Trustee System Fund, Justice	015	X	5073	002	1,939,662.19
Earnings on Investments, Oliver Wendell Holmes Devise Fund, Library of Congress	003	X	5075	002	399.55
Advances and Reimbursements, Judiciary Automation Fund, The Judiciary	010	X	5114	003	508,587,521.00
Payment from the General Fund, Cooperative Endangered Species Conservation Fund	014		5143	000	66,170,193.00
Earnings on Investments, International Center, Washington, D. C., State	019	X	5151	002	263,083.40
Interest on Investments, Panama Canal Commission Compensation Fund, Labor	016	X	5155	002	504,347.05
Interest on Principal, Utah Reclamation Mitigation and Conservation Account	014	X	5174	002	10,826,972.28
Federal Payments, International Litigation Fund, State	019	X	5177	002	3,600,000.00
Earnings on Federal Securities, Universal Service Fund, FCC	027	X	5183	002	1,363,204.65
Earnings on Investments, Defense Cooperation Account	097	X	5187	002	170,674.70
Earnings on Investments, Natural Resource Damage Assessment and Restoration Fund, U.S. Fish and Wildlife Service, Interior	014	X	5198	002	18,807,170.23
Earnings on Investments, Native American Institutions Endowment Fund	012	X	5205	002	5,034,120.32
Earnings on Investments, Nuclear Waste Disposal Fund, Energy	089	X	5227	002	1,561,679,291.58
Earnings on Investments, Energy	089	X	5231	002	36,024,789.54
Earnings on Investment, Southern Nevada Public Land Management	014	X	5232	002	15,540,586.10
Earnings on Investments, Operation and Maintenance, Indian Irrigation Systems	014	X	5240	002	346,360.03
Earnings on Investment, Tribal Special Fund, Office of the Special Trustee for American Indians	014	X	5265	002	590,106.35
Payments from Compensation and Pension, Medical CRE Collections Fund, Veterans Affairs	036	X	5287	008	2,015,046.86
Interest on Investments, Pesticide Registration Fund, Environmental Protection Agency	068	X	5374	002	76,687.93
Receipts, Acquisition Workforce Training Fund, General Services Administration	047		5381	001	12,889,393.95
Collections, Host Country Resident Contractors Separation Liability Fund, Peace Corps	011	X	5395	001	18,550,713.00
Interest Earned, Environmental Improvement and Restoration Fund, Office of Natural Resources Revenue, Interior	014	X	5425	002	33,346,306.50
Underpayment and Fraud Collection, Internal Revenue Service	020	X	5433	001	62,832,352.15
Debt Collection, Federal Receipts, Bureau of the Fiscal Service, Treasury	020		5445	002	94,807,074.23
Earnings on Investments, Lincoln County Land Act, Bureau of Land Management	014	X	5469	002	367,410.09
Employing Agency Contributions, Foreign Service National Defined Contributions Retirement Fund, State	019	X	5497	001	21,698,426.68
Interest on Investments, Foreign Service National Defined Contributions Retirement Fund, State	019	X	5497	002	556,911.01
Employee Contributions, Foreign Service National Defined Contributions Retirement Fund, State	019	X	5497	005	4,309,412.02
Earnings on Investments, Senate Preservation Fund, Library of Congress	000	X	5509	002	6,326.28
Interest Earnings on Investments in Treasury Securities, Federal Housing Finance Agency	537	X	5532	002	1,196,625.29
Interest, Child Enrollment Contingency Fund, Centers for Medicare and Medicaid Services, Health and Human Services	075	X	5551	002	173,703,194.85
Interest, Investor Protection Fund, Securities and Exchange Commission	050	X	5567	002	4,960,413.69
Earnings on Investments, Bureau of Consumer Financial Protection Fund	581	X	5577	002	4,669,301.79
Earnings on Investments, United States Victims of State Sponsored Terrorism Fund, General Legal Activities, Justice	015	X	5608	002	8,516,818.09
General Fund Payment, NIH Innovation, CURES Act	075		5628	001	492,000,000.00
General Fund Payment, FDA Innovation, CURES Act	075		5629	001	75,000,000.00
Earnings on Investments, Low-Hazard Indian Dam Safety Deferred Maintenance Fund	014		5638	002	454,434.88
Earnings on Investments, Indian Irrigation Fund, Bureau of Indian Affairs and Indian Education	014		5639	002	1,233,088.56
Earnings on Investments, Power Revenues, Indian Irrigation Projects	014	X	5648	002	213,373.25
Interest Earned on Investments, Blackfeet Water Settlement Implementation Fund, Bureau of Reclamation	014	X	5668	002	47,997.56

Receipts by Source Categories

Classification	Account Symbol				Receipt Offset Against Outlays
	AID	A	MAIN	SUB	

Intrabudgetary Receipts Deducted by Agency - Continued

Earnings on Investments, Treasury Forfeiture Fund	020	X	5697	002	18,564,539.29
Earnings on Investments, National Flood Insurance Reserve Fund, Homeland Security	070	X	5701	002	32,162,205.86
Transfers from Presidential Election Campaign Fund, 10-Year PRIF, National Institutes of Health	075		5736	001	736,000.00
Receipts from Civil Service Retirement and Disability Fund, Suspense	019	X	8186	005	1,443,012.55
Total, Other					3,959,435,094.31

Clearing Accounts:

IPAC Default, Defense	097	F	3502	000	61,481.84
Undistributed Intragovernmental Payrolls, Health and Human Services	075	F	3870	000	-11,115,625.31
Undistributed Intragovernmental Payments, Library of Congress	003	F	3885	000	-1,400.00
Undistributed Intragovernmental Payments, United States Courts, The Judiciary	010	F	3885	002	-1,156,607.61
Undistributed Intragovernmental Payments, Office of Administration, Executive Office of the President	011	F	3885	017	-7,250.97
Undistributed Intergovernmental Payments, Office of the Secretary	012	F	3885	003	4,980.00
Undistributed Intergovernmental Payments, Executive Operations, Agriculture	012	F	3885	004	9,464,188.36
Undistributed Intergovernmental Payments, Departmental Administration, Agriculture	012	F	3885	005	49,191.43
Undistributed Intragovernmental Payments, Office of Communications, Agriculture	012	F	3885	006	10,182.47
Undistributed Intergovernmental Payments, Office of Civil Rights, Agriculture	012	F	3885	007	54,624.66
Undistributed Intragovernmental Payments, Office of Risk Management, Farm Service Agency, Agriculture	012	F	3885	008	31,345.18
Undistributed Intragovernmental Payments, Office of the Inspector General, Agriculture	012	F	3885	009	-24,296.00
Undistributed Intragovernmental Payments, Natural Resources Conservation Service, Agriculture	012	F	3885	010	56,459.51
Undistributed Intragovernmental Payments, Forest Service, Agriculture	012	F	3885	011	4,802,104.51
Undistributed Intragovernmental Payments, Agricultural Research Service	012	F	3885	014	49,073.29
Undistributed Intragovernmental Payments, Cooperative State Research, Education and Extension Service	012	F	3885	015	77,851.01
Undistributed Intragovernmental Payments, Animal and Plant Health Inspection Service	012	F	3885	016	46,546.90
Undistributed Intragovernmental Payments, Economic Research Service	012	F	3885	017	33,255.89
Undistributed Intragovernmental Payments, National Agricultural Statistics Service	012	F	3885	018	-20,767.91
Undistributed Intragovernmental Payments, Rural Development Administration	012	F	3885	020	-975,601.73
Undistributed Intergovernmental Payments, Office of the General Counsel	012	F	3885	022	3,010.00
Undistributed Intragovernmental Payments, Agricultural Marketing Service	012	F	3885	025	303,964.52
Undistributed Intragovernmental Payments, Farm Production and Conservation Programs	012	F	3885	026	-62,793.25
Undistributed Intragovernmental Payments, Foreign Agricultural Service	012	F	3885	029	-15,539.87
Undistributed Intragovernmental Payments, Food and Nutrition Service	012	F	3885	035	-29,533.63
Undistributed Intragovernmental Payment, Commodity Credit Corporation	012	F	3885	036	77,846.25
Undistributed Intragovernmental Payments, Food Safety and Inspection Service, Agriculture	012	F	3885	037	-28,417.73
Undistributed Intragovernmental Payments, National Finance Center, Agriculture	012	F	3885	040	-48,563,438.35
Undistributed Intragovernmental Payments, Farm Service Agency, Agriculture	012	F	3885	049	-512,584.91
Undistributed Intragovernmental Payments, National Institute of Standards and Technology	013	F	3885	010	-2,045,956.04
Undistributed Intragovernmental Payments, Patent and Trademark Office, Commerce	013	F	3885	001	1,448,450.42
Undistributed Intragovernmental Payments, National Oceanic Atmospheric Administration, Commerce	013	F	3885	014	91,171.28
Undistributed Intragovernmental Payments, Bureau of Reclamation	014	F	3885	006	-98,218.13
Undistributed Intragovernmental Payments, Bureau of Land Management	014	F	3885	011	-21,258,874.75
Undistributed Intragovernmental Payments, Legal Activities	015	F	3885	001	-864,985,529.51
Undistributed Intragovernmental Payments, Federal Bureau of Investigation	015	F	3885	002	-5.58
Undistributed Intragovernmental Payments, Navy	017	F	3885	000	-2,475,810.14
Undistributed Intragovernmental Payments, Navy (OPAC-Difference)	017	F	3885	007	834,831.84
Undistributed Intragovernmental Payments, for CAPPs Only, Office of Finance, State	019	F	3885	003	-33,106,341.65
Undistributed Intragovernmental Payments, Treasury	020	F	3885	001	4,177,470.24
Undistributed Intergovernmental Payments, Internal Revenue Service	020	F	3885	009	42,937.51
Undistributed Intergovernmental Payments, Internal Revenue Service	020	F	3885	011	190,448,644.74
Undistributed Intragovernmental Payments, Army	021	F	3885	000	-3,402,753.41
Undistributed Intragovernmental Payments, Army (OPAC-Difference)	021	F	3885	007	9,338,540.02
Undistributed Intragovernmental Payments, Veterans Affairs	036	F	3885	000	-15,340,040.78
Undistributed Intragovernmental Payments, General Services Administration	047	F	3885	000	71,747.66
Undistributed Intragovernmental Payments, Air Force	057	F	3885	000	-12,785.33
Undistributed Intragovernmental Payments, Air Force (OPAC-Difference)	057	F	3885	007	59,172,975.75
Undistributed Intragovernmental Payments, Environmental Protection Agency	068	F	3885	000	205,559.45
Undistributed Intergovernmental Payments, Federal Aviation Administration	069	F	3885	013	814,450.41
Undistributed Intragovernmental Payments	070	F	3885	003	-13,724.64
Undistributed Intragovernmental Payments	070	F	3885	006	-2,088,793.01
Undistributed Intragovernmental Payments	070	F	3885	011	-389,864.00
Undistributed Intergovernmental Payment	070	F	3885	012	115,814.75
Undistributed Intergovernmental Payments, Homeland Security	070	F	3885	021	2,341.98
Undistributed Intragovernmental Payments	070	F	3885	023	-12,215,177.92
Undistributed Intragovernmental Payments, Agency for International Development	072	F	3885	000	-539,741.81
Undistributed Intragovernmental Payments, Small Business Administration	073	F	3885	000	271.88
Undistributed Intragovernmental Payments, Departmental Management	075	F	3885	001	13,570,596.38
Undistributed Intragovernmental Payments, Food and Drug Administration	075	F	3885	006	-33,408,019.85
Undistributed Intragovernmental Payments, National Institutes of Health	075	F	3885	008	3,289,155.05
Undistributed Intragovernmental Payments, Office of the Secretary, Housing and Urban Development	086	F	3885	001	-141,325.14
Undistributed Intragovernmental Payments, Energy	089	F	3885	000	11,082,360.79
Undistributed Intragovernmental Payments, Education	091	F	3885	000	-22,592.12
Undistributed Intragovernmental Payments, Corps of Engineers	096	F	3885	000	-348,717.12
Undistributed Intragovernmental Payments, Defense	097	F	3885	000	87,731,701.11
Undistributed Intragovernmental Payments, Defense (OPAC-Difference)	097	F	3885	007	-40,090,628.63
Total, Clearing Accounts					-696,933,629.75
Total, General Fund Payments to Retirement and Health Benefits Funds					17,707,274,464.56
Total, Intrafund Transactions					29,408,090,661.07

Interfund Transactions

Contributions to Insurance Programs:

Federal Contributions, Federal Supplementary Medical Insurance Trust Fund	075	X	8004	001	287,181,612,153.25
Miscellaneous Federal Payments, Federal Supplementary Medical Insurance Trust Fund	075	X	8004	006	780,695.21
Federal Contributions for Administrative Costs, Medicare Prescription Drug Account, FSMI	075	X	8004	046	861,000,000.00
Federal Contributions for Benefits, Medicare Prescription Drug Account, FSMI	075	X	8004	047	71,422,359,632.44
Payments from the General Fund, Federal Hospital Insurance Trust Fund	075	X	8005	006	1,250,098,095.63
Federal Hospital Trust Fund, Transfer from General Fund (OASI) Taxes	075	X	8005	035	26,941,000,000.00
Payments from the General Fund for Health Care Fraud and Abuse Control Account, Fraud and Abuse Control Program, Federal Hospital Insurance Trust Fund	075	X	8005	044	141,423,022.00

Receipts by Source Categories

Classification	Account Symbol				Receipt Offset Against Outlays
	AID	A	MAIN	SUB	
Intrabudgetary Receipts Deducted by Agency - Continued					
Miscellaneous Federal Payments, Federal Old-Age and Survivors Insurance Trust Fund	028	X	8006	006	37,913,969,027.67
FOASI, General Fund Payments for Payroll Tax Holiday, SSA	028	X	8006	018	7,247,628.89
Federal Payments for Pension Reform Administrative Expenses, Federal Old-Age and Survivors Insurance Trust Fund	028	X	8006	043	1,006,647.96
Miscellaneous Federal Payments, Federal Disability Insurance Trust Fund	028	X	8007	006	1,673,387,257.81
FDI, General Fund Payments for Payroll Tax Holiday, SSA	028	X	8007	018	1,230,731.54
Advances from the General Fund for Financial Interchange Interest, Social Security Equivalent Benefit Account, Railroad Retirement Board	060	X	8010	004	5,723,005.50
Income Tax Credits, Social Security Equivalent Benefit Account, Railroad Retirement Board	060	X	8010	012	283,000,000.00
Federal Payments to Railroad Retirement Trust Funds, Railroad Retirement Account	060	X	8011	007	403,000,000.00
Federal Employees Compensation Account Deposits by Federal Agencies, Unemployment Trust Fund	016	X	8042	010	378,734,206.91
Non-Repayable Advances for Unemployment Compensation, Unemployment Trust Fund	016	X	8042	011	1,000,000,000.00
Payments from the General Fund for Extending Unemployment Compensation	016	X	8042	013	83,413,859,080.83
Federal Contribution, Department of Defense Military Retirement Fund	097	X	8097	003	91,873,000,000.00
Employing Agency Contributions, Department of Defense, Education Benefits Fund	097	X	8098	001	142,016,781.11
Federal Payment to the Judicial Survivors Annuities Fund, The Judiciary	010	X	8110	004	32,400,000.00
Federal Payment to Judicial Officers Retirement Fund, The Judiciary	010	X	8122	004	203,900,000.00
Federal Payment to Claims Court, Judges Retirement Fund, The Judiciary	010	X	8124	001	3,925,063.18
Payments from General and Special Funds, National Service Life Insurance Fund	036	X	8132	003	29,998.98
Federal Contribution, Civil Service Retirement and Disability Fund	024	X	8135	005	45,837,174,721.00
Receipts Transferred from Foreign Service Retirement and Disability Fund, Civil Service Retirement and Disability Fund	024	X	8135	006	2,804.52
Employing Agency Payments for Salaries of Reemployed Annuitants, (Suspense) Civil Service Retirement and Disability	024	X	8135	007	37,166,072.69
Employing Agency Contributions, Defense	097	X	8165	001	2,015,775.19
Federal Contribution, Foreign Service Retirement and Disability Fund	019	X	8186	008	721,900,000.00
Federal Payments to D.C. Judicial Retirement and Survivors Annuity Fund	020	X	8212	003	15,979,000.00
Foreign Service National Separation Liability Trust Fund, United States Agency for Global Media	514	X	8285	001	467,902.00
Employing Agency Contributions, Voluntary Separation Incentive Fund	097	X	8335	001	25,900,000.00
Foreign Service National Separation Liability Trust Fund, Library of Congress	003	X	8339	001	726,788.00
Foreign Service National Separation Liability Trust Fund, State	019	X	8340	001	32,132,080.00
Foreign National Employee Separation Liability Fund, Agency for International Development	072	X	8342	001	7,564,705.57
Total, Contributions to Insurance Programs					651,815,732,877.88
Miscellaneous Payments:					
General Fund Proprietary Interest, Not Otherwise Classified, Armed Forces Retirement Home	084		1435	000	60.61
Interest Payments on Advances to the Black Lung Disability Trust Fund	020		1495	000	109,445,916.13
Interest on Advances to the Railroad Retirement Account	020		1497	000	121,393,938.34
Interest on Loans or Advances to the Extended Unemployment Compensation Account, Bureau of the Fiscal Service, Treasury	020		1501	010	2,447,628.42
Interest on Loans or Advances to the Federal Unemployment Account, Bureau of the Fiscal Service, Treasury	020		1501	020	189,813,326.50
Charges for Services to Trust Funds	019		2414	000	6,490.12
Charges for Administrative Expenses of Social Security Act, as Amended	020		2416	000	732,708,887.22
Federal Hospital Insurance Trust Fund Transfers from the General Fund (Criminal Fines)	075	X	8005	046	1,542,396.06
Federal Hospital Insurance Trust Fund Transfers from the General Fund (Civil Monetary Penalties)	075	X	8005	047	27,687,424.43
Federal Hospital Insurance Trust Fund Transfers from the General Fund (Asset Forfeiture)	075	X	8005	048	701,421,448.71
Payments from Wool Research, Development and Promotion Trust Fund	012	X	8100	001	2,250,000.00
Grants-In-Aid for Airports, Liquidation of Contract Authorization, Airport and Airway Trust Fund, Federal Aviation Administration, Transportation	069		8106	001	400,000,000.00
General Fund Payment, Grants-in-Aid for Airports, Transportation	069	X	8106	001	10,000,000,000.00
Payment from the General Fund, Radiation Exposure Compensation Trust Fund, Justice	015	X	8116	001	65,000,000.00
Interfund Transactions, Hazardous Substance Superfund	068	X	8145	005	1,076,535,423.00
Payment from the General Fund, Open World Leadership Center Trust Fund	009	X	8148	003	5,900,000.00
General Fund Payment, Limitation on Administration, Railroad Retirement Board	060		8237	001	5,000,000.00
Payment from the General Fund, Corporation for National and Community Service	485	X	8267	003	208,342,000.00
Payment from Operating Expenses, National Service Trust Fund	485	X	8267	005	13,684,488.82
Payment to the John C. Stennis Center for Public Service Training and Development	009	X	8275	001	1,000,000.00
General Fund Payment, Harry S. Truman Scholarship Foundation	372	X	8296	003	1,670,000.00
Payment from the General Fund, Patient-Centered Outcomes Research Trust Fund	579		8299	003	275,500,000.00
General Fund Payment to the Armed Forces Retirement Home, Armed Forces Retirement Home Trust Fund, Armed Forces Retirement Home	084	X	8522	008	24,800,000.00
General Fund Payment, Trade Enforcement Trust Fund, Office of the U.S. Trade Representative, Executive Office of the President	011	X	8581	001	55,000,000.00
General Fund Payments, Morris K. Udall and Stewart L. Udall Foundation	487	X	8615	001	1,800,000.00
Payment From The General Fund, National Surface Transportation and Innovative Finance Bureau Highway Trust Fund Account, Upward Reestimates, Transportation	069	X	8634	001	80,412,841.31
Profits from Sale of Ships, Stores, Navy	017	X	8723	001	8,527,840.34
Payments to Donor Ports via USACE O&M, Harbor Maintenance Fee Collection, U.S. Customs and Border Pr	070	X	8870	001	21,355,000.00
Total, Miscellaneous Payments					14,133,245,110.01
Total, Interfund Transactions					665,948,977,987.89
Total, Intrabudgetary Receipts Deducted by Agency					695,357,068,648.96
Undistributed Offsetting Receipts					
Employer Share, Employee Retirement					
Non-DOD Employing Agency Contributions, DOD Medicare-Eligible Retiree Health Care Fund	097	X	5472	001	233,567,887.00
Department of Defense Contributions, DOD Retiree Health Care Fund	097	X	5472	005	7,816,820,000.00
Transfers from General Fund of Amounts Equal to Federal Employer Contributions for FICA Taxes, Federal Hospital Insurance Trust Fund	075	X	8005	012	4,059,000,000.00
Postal Service Employer Contributions, Federal Hospital Insurance Trust Fund	075	X	8005	013	660,000,000.00
Transfers from General Fund of Amounts Equal to Federal Employer Contributions for FICA Taxes, Federal Old-Age and Survivors Insurance Trust Fund	028	X	8006	012	16,357,000,000.00
Transfers from General Fund of Amounts Equal to Federal Employer Contributions for FICA Taxes, Federal Disability Insurance Trust	028	X	8007	012	2,777,000,000.00
Employing Agency Contributions, Department of Defense Military Retirement Fund	097	X	8097	001	21,778,344,030.12
Federal Contributions (Concurrent Receipt Accruals), Military Retirement Fund	097	X	8097	004	8,504,770,000.00
Employing Agency Contributions, Tax Court Judges Survivors Annuity Fund, United States Tax Court	023	X	8115	003	159,455.00
Employing Agency Contributions, Suspense, Civil Service Retirement and Disability Fund	024	X	8135	002	33,630,946,810.36
Employer's Contributions from Off-Budget Federal Agencies, Civil Service Retirement and Disability Fund	024	X	8135	022	3,795,596,701.59
Employing Agency Contributions, Foreign Service Retirement and Disability Fund, Suspense	019	X	8186	004	373,845,727.95
Employing Agency Contributions, United States Court of Appeals for Veterans Claims	345	X	8290	003	4,313,000.00

Receipts by Source Categories

Classification	Account Symbol				Receipt Offset Against Outlays
	AID	A	MAIN	SUB	
Undistributed Offsetting Receipts - Continued					
Total, Employer Share, Employee Retirement					99,991,363,612.02
Interest Received by Trust Funds					
Earnings on Investments, Federal Supplementary Medical Insurance Trust Fund	075	X	8004	002	2,171,283,703.91
Interest Paid to the Federal Hospital Insurance Trust Fund, Federal Supplementary Medical Insurance Trust Fund	075	X	8004	023	-4,987,522.00
Interest, Medicare Prescription Drug Account, FSMI	075	X	8004	037	48,282,357.19
Earnings on Investments, Federal Hospital Insurance Trust Fund	075	X	8005	002	5,296,502,788.36
Interest Payments by Railroad Retirement Board, Federal Hospital Insurance Trust Fund	075	X	8005	005	23,549,000.00
Interest Received from Federal Supplementary Medical Insurance Trust Fund, Federal Hospital Insurance Trust Fund	075	X	8005	023	869,434.00
Earnings on Investments, Federal Old-Age and Survivors Insurance Trust Fund	028	X	8006	002	75,987,968,593.42
Earnings on Investments, Federal Disability Insurance Trust Fund	028	X	8007	002	2,816,400,027.66
Earnings on Investments, Social Security Equivalent Benefit Account, Railroad Retirement Board	060	X	8010	001	21,944,410.72
Interest Transferred to Federal Hospital Insurance Trust Fund, Social Security Equivalent Benefit Account, Railroad Retirement Board	060	X	8010	018	-23,549,000.00
Earning on Investments, Railroad Retirement Account	060	X	8011	001	13,584,807.36
Earnings on Investments, Inspection and Grading of Farm Products	012	X	8015	002	252,744.18
Interest on Bequest of Gertrude M. Hubbard, Library of Congress	003	X	8022	002	800.00
Earnings on Investments, Japan-United States Friendship Commission Trust Fund	382	X	8025	002	1,951,059.82
Earnings on Investment, Tribal Trust Fund, Office of the Special Trustee for American Indians	014	X	8030	002	343,797.38
Earnings on Investment, Library of Congress Trust Fund	003	X	8031	002	87,998.12
Earnings on Investments, Library of Congress Trust Fund	003	X	8032	002	550,438.55
Earnings on Investments, Donations to National Park Service, National Park Service, Interior	014	X	8037	002	499,843.08
Earnings on Investments, Land Between the Lakes Trust Fund, Forest Service	012	X	8039	002	127,891.34
Earnings on Investments, Unemployment Trust Fund	016	X	8042	002	2,098,056,338.78
Earnings on Investments, Preservation, Birthplace of Abraham Lincoln	014	X	8052	002	3,442.50
Earnings on Investments, Department of Defense Military Retirement Fund	097	X	8097	002	19,743,710,633.08
Earnings on Investments, Department of Defense Education Benefits Fund	097	X	8098	002	14,842,840.66
Earnings on Investments, Highway Trust Fund	069	X	8102	002	193,146,795.24
Earnings on Investments, Airport and Airway Trust Fund	069	X	8103	002	387,413,522.26
Earnings on Investments, Judicial Survivors Annuities Fund, The Judiciary	010	X	8110	002	20,631,989.65
Earnings on Investments, Tax Court Judges Survivors Annuity Fund, United States Tax Court	023	X	8115	002	306,871.45
Earnings on Investments in Federal Securities, National Railroad Retirement Investment Trust	060	X	8118	002	96,907,035.69
Interest and Profits on Investments, Judicial Officers Annuities Fund, The Judiciary	010	X	8122	002	26,145,100.44
Interest on Investments, Claims Court Judges Retirement Fund, The Judiciary	010	X	8124	002	1,447,447.44
Earnings on Investments, National Archives Gift Fund	088	X	8127	002	42,856.53
Earnings on Investments, Relief and Rehabilitation, Longshoreman's and Harbor Workers' Compensation Act, as Amended, Labor	016	X	8130	002	391,033.87
Earnings on Investments, National Service Life Insurance Fund	036	X	8132	002	84,487,724.98
Earnings on Investments, Relief and Rehabilitation, Workmen's Compensation Act, within the District of Columbia, Labor	016	X	8134	002	24,071.60
Earnings on Investments, Civil Service Retirement and Disability Fund	024	X	8135	004	24,850,392,037.26
Interest Received by the Trust Fund from Federal Financing Bank Obligations, Civil Service Retirement Disability Fund	024	X	8135	025	237,131,110.45
Earnings on Investments, Hazardous Substance Superfund	068	X	8145	002	-15,696,478.02
Earnings on Investments, Aquatic Resources Trust Fund	070	X	8147	003	39,117,577.59
Earnings on Investments, Russian Leadership Center Trust Fund	009	X	8148	002	77,575.45
Premium and Other Receipts, United States Government Life Insurance Fund	036	X	8150	001	655.87
Earnings on Investments, United States Government Life Insurance Fund	036	X	8150	002	41,316.36
Earnings on Investments, Leaking Underground Storage Tank Trust Fund	068	X	8153	002	6,282,099.54
Earnings on Investments, National Security Education Trust Fund	097	X	8168	002	14,777.93
Earnings on Investments, Vaccine Injury Compensation Trust Fund	075	X	8175	002	83,306,057.09
Earnings on Investments, General Post Fund, National Homes	036	X	8180	002	2,450,339.10
Earnings on Investments Oil Spill Liability Trust Fund, Homeland Security	070	X	8185	002	89,678,767.76
Earnings on Investments, Foreign Service Retirement and Disability Fund	019	X	8186	002	535,338,879.87
Earnings on Investments, Lower Brule Sioux Tribe Terrestrial Wildlife Habitat Restoration Trust Fund, Bureau of the Fiscal Service, Treasury	020	X	8207	002	351,811.03
Earnings on Investments, Cheyenne River Sioux Tribe Terrestrial Wildlife Habitat Restoration Trust Fund, Bureau of the Fiscal Service, Treasury	020	X	8209	002	1,002,564.17
Interest on Investments	020	X	8212	002	2,952,878.95
Earnings on Investments, South Dakota Terrestrial Wildlife Habitat Restoration Trust Fund	096	X	8217	002	2,484,610.85
Earnings on Federal Investments, Public Safety Trust Fund, National Telecommunications and Information Administration	013	X	8233	002	138,920,944.37
Earnings on Investments, Gifts and Bequests for Disaster Relief, Departmental Management, Homeland Security	070	X	8244	002	35,080.10
Earnings on Investments, National Institutes of Health Unconditional Gift Fund, Health and Human Services	075	X	8248	002	546,519.81
Earnings on Investments, National Institutes of Health Conditional Gift Fund	075	X	8253	002	23,487.56
Earnings on Investments, Public Health Service Conditional Gift Fund	075	X	8254	002	59,000.00
Interest on Investments, Corporation for National Community Service	485	X	8267	002	9,866,217.03
Interest and Earnings on Investments, Israeli Arab Scholarship Program	019	X	8271	002	117,016.26
Interest on Investments, John C. Stennis Center for Public Service Training and Development	009	X	8275	002	408,143.43
Earnings on Investments, Eisenhower Exchange Fellowship Program Trust Fund	570	X	8276	002	106,328.52
Interest on Investments, Barry Goldwater Scholarship and Excellence in Education Foundation	313	X	8281	002	1,919,949.45
Earnings on Investments, James Madison Memorial Fellowship Trust Fund	381	X	8282	002	2,154,465.88
Earnings on Investments, United States Court of Appeals for Veterans Claims	345	X	8290	002	871,466.18
Earnings on Investments, Harry S. Truman Scholarship Foundation	372	X	8296	002	1,206,930.78
Earnings on Investments, Patient-Centered Outcomes Research Trust Fund	579	X	8299	002	525,335.52
Interest on Investments, U.S. Capitol Preservation Commission	009	X	8300	002	178,036.47
Earnings on Investments, Voluntary Separation Incentive Fund	097	X	8335	002	2,733,356.40
Earnings on Investments, Host Nation Support for U.S. Relocation Activities	097	X	8337	002	1,271,218.22
Earnings on Investments, Support for U.S. Relocation to Guam Activities, Defense	097	X	8358	002	21,690,516.19
Earnings and Investments, Office of the Secretary Gift Fund	075	X	8514	002	300,000.00
Interest from Investments, Armed Forces Retirement Home Trust Fund, Armed Forces Retirement Home	084	X	8522	002	777,551.69
Earnings on Investments, General Gift Fund, USCG, Homeland Security	070	X	8533	002	36,804.85
Interest on Investments, Endeavor Teacher Fellowship Trust	080	X	8550	002	3,644.05
Interest on Investments, Morris K. Udall and Stewart L. Udall Foundation	487	X	8615	002	1,921,331.73
Earnings on Investments, Gulf Coast Restoration Trust Fund, Bureau of the Fiscal Service, Treasury	020	X	8625	002	31,657,728.32
Earnings on Investments, Department of the Navy General Gift Fund	017	X	8716	002	-132.46
Earnings on Investments, United States Naval Academy General Gift Fund	017	X	8733	002	116,715.61
Earnings on Investments, Gifts and Bequests, Treasury	020	X	8790	002	8,077.54
Earnings on Investments, Center for Middle Eastern-Western Dialogue Trust Fund, State	019	X	8813	002	175,192.06
Earnings on Investments, Unconditional Gift Fund, General, Department of State	019	X	8821	002	-33,019.40
Earnings on Investments, Conditional Gift Fund, General, State	019	X	8822	002	486,718.75
Earnings on Investments, Inland Waterways Trust Fund	096	X	8861	002	686,325.90
Earnings on Investments, Harbor Maintenance Trust Fund	096	X	8863	002	139,468,269.98

Receipts by Source Categories

Classification	Account Symbol				Receipt Offset Against Outlays
	AID	A	MAIN	SUB	
Undistributed Offsetting Receipts - Continued					
Earnings on Investments, Patients' Benefit Fund, National Institutes of Health	075	X	8888	002	7,112.39
Earnings on Investments, Patients' Benefit Fund, Public Health Service Hospitals, Health Resources and Services Administration	075	X	8889	002	1,706.00
Earnings on Investments, Esther Cattell Schmitt Gift Fund, Bureau of the Fiscal Service, Treasury	020	X	8902	002	3,830.93
Earnings on Investments, Department of the Army General Gift Fund	021	X	8927	002	41,019.43
Earnings on Investments, Department of the Air Force General Gift Fund	057	X	8928	002	196.18
Earnings and Investments, Science, Space and Technology Education Trust Fund	080	X	8978	002	304,552.06
Gifts and Donations, National Aeronautics and Space Administration	080	X	8980	001	150.00
Total, Interest Received by Trust Funds					135,216,745,246.35
Other Interest					
Interest Received from Outer Continental Shelf Escrow Amounts, Interior	014		1493	000	118,392.07
Rents and Royalties on the Outer Continental Shelf					
Royalties on Outer Continental Shelf Lands, Interior	014		2020	000	2,517,078,490.98
Budget Clearing Account (Suspense), Mineral Leasing Rights	014	F	3875	017	-248,051,351.56
Land and Water Conservation Fund, Rent Receipts, Outer Continental Shelf Lands, National Park Service	014		5005	007	32,428,460.71
Land and Water Conservation Fund, Royalty Receipts, Outer Continental Shelf Lands, National Park Service	014		5005	008	864,387,726.07
Outer Continental Shelf Rents and Bonuses, LWCF Share from Certain Leases, National Park Service	014		5005	009	82,911,826.99
Historic Preservation Fund, Receipts, Outer Continental Shelf Lands	014		5140	000	150,000,000.00
Outer Continental Shelf Rents and Bonuses, State Share from Certain Gulf of Mexico Leases, Office of Natural Resources Revenue, Interior	014	X	5535	001	90,901,250.14
Outer Continental Shelf Royalties, Office of Natural Resources Revenue, Interior	014	X	5535	002	155,620,910.47
Total, Rents and Royalties on the Outer Continental Shelf					3,645,277,313.80
Spectrum Auction Proceeds					
Auction Receipts, Federal Communications Commission	027		2474	000	2,725,237,561.00
Total, Undistributed Offsetting Receipts					241,578,742,125.24
Offsetting Governmental Receipts					
Regulatory Fees					
Registration, Filing, and Permit Fees, Pipeline and Hazardous Materials Administration, Transportation	069		0855	000	590,350.00
Fees and Recoveries, Federal Energy Regulatory Commissions, Energy	089		0894	000	12,598,353.76
Passenger Security Fees Returned to the General Fund, Transportation Security Administration, Homeland Security	070		0900	000	1,400,000,000.00
Marine Safety User Fees U.S. Coast Guard	070		2421	000	16,675,615.98
Fees for Bankruptcy Oversight, United States Trustee System Fund, Justice	015	X	5073	001	327,298,669.58
Immigration User Fees, Homeland Security	070		5087	003	541,261,116.98
Immigration Examinations Fee Account, Homeland Security	070	X	5088	001	3,827,164,809.53
Land Border Inspection Fees, Homeland Security	070	X	5089	001	34,862,329.96
H-1B Nonimmigrant Petitioner Account, Homeland Security	070		5106	001	382,578,750.00
Breached Bond Penalties Greater Than \$8m, Breached Bond Detention Fund, Border and Transportation Security, Homeland Security	070	X	5126	001	51,420,051.72
Diversion Control Fee Account	015	X	5131	001	427,638,928.45
Pipeline Safety User Fees, Research and Special Programs Administration	069		5172	000	136,957,928.28
Underground Natural Gas Storage Facility Safety	069		5172	004	7,876,923.00
Nuclear Facilities Fees Fund, Nuclear Regulatory Commission	031	X	5280	001	704,328,564.83
Environmental Services, Environmental Protection Agency	068		5295	000	26,192,892.50
Student and Exchange Visitor Fee, Border and Transportation Security, Homeland Security	070	X	5378	001	85,317,252.51
Fees, Aviation Security Capital Fund, Transportation Security Administration, Homeland Security	070	X	5385	001	250,000,000.00
Fines and Penalties, Immigration Enforcement Account, U.S. Customs and Border Protection, Homeland Security	070	X	5451	001	514,967.37
Detention and Removal Operations Fees, U.S. Immigration and Customs Enforcement, Homeland Security	070	X	5542	001	437,316.00
International Registered Traveler Program Fund, U.S. Customs and Border Protection, Homeland Security	070	X	5543	001	130,081,375.92
Customs Conveyance, Passenger, and Other Fees, USCS, Homeland Security	070	X	5685	020	665,190,955.04
Customs Merchandise Processing Fee, USCS, Homeland Security	070		5695	030	2,491,217,431.25
Mobile Home Inspection and Monitoring Fees, Manufactured Housing Fees Trust Fund, Housing and Urban Development	086		8119	001	14,710,000.00
Total, Regulatory Fees					11,534,914,582.66
Other					
Tonnage Duty Fees	020		0311	000	25,937,988.94
Restoration, Rocky Mountain Arsenal, Army	021	X	5098	001	3,823,535.66
Fees for Digital Audio Recording Technology, Operating Costs, Copyright Office, Library of Congress	003	X	5175	003	434.68
H-1B and L Fraud Prevention and Detection Account	070		5389	001	124,589,957.03
Fisheries Enforcement Asset Forfeiture Fund Deposits, National Oceanic and Atmospheric Administration, Commerce	013	X	5583	001	1,847,321.45
Sanctuaries Enforcement Asset Forfeiture Fund Deposits, National Oceanic and Atmospheric Administration, Commerce	013	X	5584	001	18,936.00
Earnings on Investment, High-Hazard Indian Dam Safety Deferred Maintenance Fund	014		5637	002	932,195.20
Temporary L-1 Visa Fees, 9-11 Response and Biometric Exit Account, USCBP, Homeland Security	070	X	5702	001	6,612,712.17
Temporary H-1B Visa Fees, 9-11 Response and Biometric Exit Account, USCBP, Homeland Security	070	X	5702	003	29,346,000.00
Payment from Commodity Credit Corporation, Emergency Citrus Disease Research and Development Trust	012	X	8559	001	25,000,000.00
Total, Other					218,109,081.13
Total, Offsetting Governmental Receipts					11,753,023,663.79
Total, Receipts by Source Categories					4,673,590,112,741.27

Part Three

Detail of Appropriations, Outlays, and Balances

Appropriations, Outlays, and Balances - Continued

Appropriation or Fund Account Title	Account Symbol				Balances, Beginning of Fiscal Year	Appropriations and Other Obligational Authority ¹	Transfers Borrowings and Investment (Net) ²	Outlays (Net)	Balances Withdrawn and Other Transactions ³	Balances, End of Fiscal Year	
	Period of Availability	ATA	AID	MAIN							SUB
Legislative Branch											
Senate											
General Fund Accounts											
Compensation of Members and Related Administrative Expenses, Senate Fund Resources:											
Undisbursed Funds	2020		000	0100	000	-----	24,935,000.00	-----	21,742,983.40	-----	3,192,016.60
	2019					2,457,234.44	-----	-----	1,970,250.28	-----	486,984.16
	2018					500,016.17	-----	-----	-----	500,016.17	-----
	Subtotal		000	0100	000	2,957,250.61	24,935,000.00	-----	23,713,233.68	500,016.17	3,679,000.76
Expense Allowances of the Vice President, the President Pro Tempore, Majority and Minority Leaders, Majority and Minority Whips, and Chairmen of the Majority and Minority Conference Committees, Senate Fund Resources:											
Undisbursed Funds	2020		000	0107	000	-----	191,840.00	-----	66,170.40	-----	125,669.60
	2019					106,416.79	-----	-----	4,234.52	-----	102,182.27
	2018					53,840.20	-----	-----	15.38	53,824.82	-----
	Subtotal		000	0107	000	160,256.99	191,840.00	-----	70,420.30	53,824.82	227,851.87
Representation Allowances for the Majority and Minority Leaders, Senate Fund Resources:											
Undisbursed Funds	2020		000	0108	000	-----	26,140.00	-----	-----	-----	26,140.00
	2019					5,140.00	-----	-----	-----	-----	5,140.00
	2018					28,140.00	-----	-----	-----	28,140.00	-----
	Subtotal		000	0108	000	33,280.00	26,140.00	-----	-----	28,140.00	31,280.00
Salaries, Officers and Employees, Senate Fund Resources:											
Undisbursed Funds	2020		000	0110	000	-----	214,525,875.00	-----	188,772,875.46	-----	25,752,999.54
	2019					29,428,248.85	-----	-----	16,555,209.56	-----	12,873,039.29
	2018					15,897,516.81	-----	-----	-----	15,897,516.81	-----
	Subtotal		000	0110	000	45,325,765.66	214,525,875.00	-----	205,328,085.02	15,897,516.81	38,626,038.83
Contingent Expenses, Miscellaneous Items, Senate Fund Resources:											
Undisbursed Funds	2020-2022		000	0123	000	-----	18,871,410.00	-----	11,397,166.22	-----	7,474,243.78
	2019-2021					5,405,943.91	-----	-----	1,260,917.31	-----	4,145,026.60
	2020					-----	265,000.00	-----	87,872.42	-----	177,127.58
	2018-2020					5,690,133.65	-----	-----	1,124,451.00	-----	4,565,682.65
	2019					79,840.59	-----	-----	30,862.90	-----	48,977.69
	2017-2019					3,662,705.46	-----	-----	400,766.87	-----	3,261,938.59
	2018					66,304.63	-----	-----	-----	66,304.63	-----
	2016-2018					7,525,517.82	-----	-----	120,000.00	7,405,517.82	-----
	No Year					32,007,284.60	9,000,000.00	-----	507,777.90	-----	40,499,506.70
	Subtotal		000	0123	000	54,437,730.66	28,136,410.00	-----	14,929,814.62	7,471,822.45	60,172,503.59
Contingent Expenses, Secretary of the Senate, Senate Fund Resources:											
Undisbursed Funds	2020-2024		000	0126	000	-----	11,422,591.00	-----	3,115,253.71	-----	8,307,337.29

Footnotes at End of Chapter

Appropriations, Outlays, and Balances - Continued

Appropriation or Fund Account Title	Account Symbol				Balances, Beginning of Fiscal Year	Appropriations and Other Obligational Authority ¹	Transfers Borrowings and Investment (Net) ²	Outlays (Net)	Balances Withdrawn and Other Transactions ³	Balances, End of Fiscal Year
	Period of Availability	ATA	AID	MAIN						
	2019-2023				2,260,588.93	-----	-----	2,035,304.02	-----	225,284.91
	2018-2022				116,897.29	-----	-----	102,676.56	-----	14,220.73
	2017-2021				1.10	-----	-----	-----	-----	1.10
	2016-2020				0.34	-----	-----	-----	-----	0.34
	No Year				12,447,046.13	3,100,000.00	-----	6,914,332.77	-----	8,632,713.36
	Subtotal		000	0126	000	14,824,533.79	14,522,591.00	12,167,567.06	-----	17,179,557.73
Contingent Expenses, Sergeant at Arms and Doorkeeper of the Senate, Senate Fund Resources:										
Undisbursed Funds	2020-2024		000	0127	000	-----	128,753,000.00	-----	-----	62,514,715.78
	2019-2023					64,441,511.52	-----	27,959,259.99	-----	36,482,251.53
	2018-2022					39,085,289.69	-----	18,922,776.75	-----	20,162,512.94
	2017-2021					16,632,725.33	-----	7,310,984.02	-----	9,321,741.31
	2020					-----	1,530,295.00	-----	-----	1,530,295.00
	2016-2020					6,339,804.09	-----	3,663,239.99	-----	2,676,564.10
	2019					95,937.04	-----	-----	-----	95,937.04
	2015-2019					1,848,121.21	-----	1,096,180.50	-----	751,940.71
	2014-2018					2,222,857.15	-----	15,798.60	2,207,058.55	-----
	No Year					774,541.30	1,000,000.00	-----	-----	1,774,541.30
	Subtotal		000	0127	000	131,440,787.33	131,283,295.00	125,206,524.07	2,207,058.55	135,310,499.71
Contingent Expenses of the Senate, Inquiries and Investigations, Senate Fund Resources:										
Undisbursed Funds	2020-2022		000	0128	000	-----	26,650,000.00	-----	-----	26,650,000.00
	2019-2021					26,650,000.00	-----	1,000,000.00	-----	25,650,000.00
	2020					-----	106,615,000.00	90,083,768.86	-----	16,531,231.14
	2018-2020					26,650,000.00	-----	26,000,000.00	-----	650,000.00
	2019					13,996,457.96	-----	13,796,697.89	-----	199,760.07
	2017-2019					9,650,000.00	-----	500,000.00	-----	9,150,000.00
	2018					222,443.29	-----	21,625.65	200,817.64	-----
	2016-2018					1,250,000.00	-----	-----	1,250,000.00	-----
	Subtotal		000	0128	000	78,418,901.25	133,265,000.00	131,402,092.40	1,450,817.64	78,830,991.21
Contingent Expenses, United States Senate Caucus on International Narcotics Control, Senate Fund Resources:										
Undisbursed Funds	2020		000	0129	000	-----	508,000.00	-----	316,038.05	191,961.95
	2019					151,526.39	-----	32,376.61	-----	119,149.78
	2018					58,232.46	-----	-----	58,232.46	-----
	Subtotal		000	0129	000	209,758.85	508,000.00	348,414.66	58,232.46	311,111.73
Contingent Expenses, Senator's Official Personnel and Office Expense Account, Senate Fund Resources:										
Undisbursed Funds	2020-2022		000	0130	000	-----	20,128,950.00	-----	-----	20,128,950.00
	2019-2021					20,128,950.00	-----	11,000,000.00	-----	9,128,950.00
	2020					-----	428,871,050.00	383,141,711.12	-----	45,729,338.88

Footnotes at End of Chapter

Appropriations, Outlays, and Balances - Continued

Appropriation or Fund Account Title	Account Symbol				Balances, Beginning of Fiscal Year	Appropriations and Other Obligational Authority ¹	Transfers Borrowings and Investment (Net) ²	Outlays (Net)	Balances Withdrawn and Other Transactions ³	Balances, End of Fiscal Year
	Period of Availability	ATA	AID	MAIN						
	2018-2020				17,128,950.00	-----	-----	16,450,000.00	-----	678,950.00
	2019				44,622,262.44	-----	-----	44,442,836.80	-----	179,425.64
	2017-2019				184,218.00	-----	-----	-----	-----	184,218.00
	2018				74,228.09	-----	-----	-10,094.45	84,322.54	-----
	2016-2018				271,212.00	-----	-----	150,000.00	121,212.00	-----
	Subtotal		000	0130	000	82,409,820.53	449,000,000.00	455,174,453.47	205,534.54	76,029,832.52
Official Mail Costs, Senate Fund Resources:										
Undisbursed Funds	2020		000	0132	000	-----	300,000.00	-----	-----	192,738.97
	2019				206,157.25	-----	-----	6,411.67	-----	199,745.58
	2018				201,608.68	-----	-----	-----	201,608.68	-----
	Subtotal		000	0132	000	407,765.93	300,000.00	113,672.70	201,608.68	392,484.55
Contingent Expenses, Stationery, Revolving Fund, Senate Fund Resources:										
Undisbursed Funds	No Year		000	0140	000	2,447,303.07	-----	-178,603.09	-----	2,625,906.16
Salaries and Expenses, Office of Senate Legal Counsel, Senate Fund Resources:										
Undisbursed Funds	2020		000	0171	000	-----	1,197,000.00	-----	-----	361,261.82
	2019				310,793.37	-----	-----	73,932.63	-----	236,860.74
	2018				213,951.07	-----	-----	-----	213,951.07	-----
	Subtotal		000	0171	000	524,744.44	1,197,000.00	909,670.81	213,951.07	598,122.56
Expense Allowance for the Secretary of the Senate, Sergeant at Arms and Doorkeeper of the Senate and Secretaries for the Majority and for the Minority of the Senate, Senate Fund Resources:										
Undisbursed Funds	2020-2024		000	0172	000	-----	13,409.00	-----	-----	0.39
	2020				-----	28,440.00	-----	15,571.00	-----	12,869.00
	2019				9,046.45	-----	-----	1,949.18	-----	7,097.27
	2018				5,162.33	-----	-----	-----	5,162.33	-----
	Subtotal		000	0172	000	14,208.78	41,849.00	30,928.79	5,162.33	19,966.66
Settlements and Awards Reserve, Contingent Expenses, Senate Fund Resources:										
Undisbursed Funds	No Year		000	0184	000	1,000,000.00	-----	-----	-----	1,000,000.00
Salaries and Expenses, Office of the Legislative Counsel of the Senate, Senate Fund Resources:										
Undisbursed Funds	2020		000	0185	000	-----	6,397,000.00	-----	-----	770,944.19
	2019				809,850.44	-----	-----	511,406.65	-----	298,443.79
	2018				306,705.00	-----	-----	-455.55	307,160.55	-----
	Subtotal		000	0185	000	1,116,555.44	6,397,000.00	6,137,006.91	307,160.55	1,069,387.98
Congressional Use of Foreign Currency, Senate Fund Resources:										
Undisbursed Funds	No Year		000	0188	001	12,120,884.81	9,500,000.00	-----	2,848,664.60	18,772,220.21
Public Enterprise Funds										

Footnotes at End of Chapter

Appropriations, Outlays, and Balances - Continued

Appropriation or Fund Account Title	Account Symbol				Balances, Beginning of Fiscal Year	Appropriations and Other Obligational Authority ¹	Transfers Borrowings and Investment (Net) ²	Outlays (Net)	Balances Withdrawn and Other Transactions ³	Balances, End of Fiscal Year	
	Period of Availability	ATA	AID	MAIN							SUB
Senate Restaurant Fund, Senate Fund Resources: Undisbursed Funds	No Year		000	4022	000	3,283,422.84	-----	-180,541.57	-----	3,463,964.41	
Contingent Expenses, Senate Computer Center Revolving Fund, Senate Fund Resources: Undisbursed Funds	No Year		000	4046	000	10,000.00	-----	-----	-----	10,000.00	
Senate Health Promotion, Revolving Fund, Senate Fund Resources: Undisbursed Funds	No Year		000	4051	000	7,162.20	-----	2,386.80	-----	4,775.40	
Senate Office of Public Records, Revolving Fund, Senate Fund Resources: Undisbursed Funds	No Year		000	4052	000	283,388.18	-----	-51.40	-----	283,439.58	
Senate Gift Shop Revolving Fund, Senate Fund Resources: Undisbursed Funds	No Year		000	4062	000	6,438,357.54	-----	220,614.00	-----	6,217,743.54	
Senate Photographic Studio Revolving Fund, Senate Fund Resources: Undisbursed Funds	No Year		000	4086	000	1,016,073.01	-----	-19,294.36	-----	1,035,367.37	
Senate Recording Studio Revolving Fund, Senate Fund Resources: Undisbursed Funds	No Year		000	4087	000	2,149,680.12	-----	-62,009.33	-----	2,211,689.45	
Daniel Webster Senate Page Resident Revolving Fund, Senate Fund Resources: Undisbursed Funds	No Year		000	4101	000	624,935.98	-----	-12,642.24	-----	637,578.22	
Senate Hair Care Revolving Fund, Senate Fund Resources: Undisbursed Funds	No Year		000	4326	000	264,999.34	-----	48,283.38	-----	216,715.96	
Total, Senate						441,927,567.35	1,013,830,000.00	978,198,691.28	28,600,846.07	448,958,030.00	
House of Representatives											
General Fund Accounts											
Compensation of Members and Related Administrative Expenses, House of Representatives Fund Resources: Undisbursed Funds	2020		000	0200	000	-----	102,938,000.00	-----	93,921,264.75	-----	9,016,735.25
	2019					9,521,431.76	-----	-----	7,860,294.19	1,661,137.57	-----
	Subtotal		000	0200	000	9,521,431.76	102,938,000.00	-----	101,781,558.94	1,661,137.57	9,016,735.25
Payment to Widows and Heirs of Deceased Members of Congress, House of Representatives Fund Resources: Undisbursed Funds	No Year		000	0215	000	7,944.82	174,000.00	-----	+ 181,944.82	-----	-----
Salaries and Expenses, House of Representatives Fund Resources: Undisbursed Funds	2020-2021		000	0400	000	-----	512,681,378.00	-----	479,558,283.28	-----	33,123,094.72
	2019-2021					6,450,483.31	-----	2,500,000.00	8,323,237.21	-----	627,246.10
	2020					-----	837,612,363.00	-----	776,804,491.24	-----	60,807,871.76
	2019-2020					14,752,382.83	431,836.00	-2,500,000.00	11,322,369.75	-----	1,361,849.08

Footnotes at End of Chapter

Appropriations, Outlays, and Balances - Continued

Appropriation or Fund Account Title	Account Symbol				Balances, Beginning of Fiscal Year	Appropriations and Other Obligational Authority ¹	Transfers Borrowings and Investment (Net) ²	Outlays (Net)	Balances Withdrawn and Other Transactions ³	Balances, End of Fiscal Year	
	Period of Availability	ATA	AID	MAIN							SUB
	2019				63,263,444.34	-----	-----	50,926,675.47	-----	12,336,768.87	
	2018-2019				2,772,727.21	-----	-411,123.97	60,578.79	-----	2,301,024.45	
	2017-2019				975,403.43	-----	-----	-1,976.81	-----	977,380.24	
	2018				11,069,848.26	-----	411,123.97	7,846,006.86	-----	3,634,965.37	
	2017-2018				2,056,139.49	-----	-----	-43,640.52	2,099,780.01	-----	
	2017				16,231,854.78	-----	-----	-----	16,231,854.78	-----	
	No Year				58,316,842.30	43,313,164.00	-----	32,197,346.45	-----	69,432,659.85	
	Subtotal		000	0400	000	175,889,125.95	1,394,038,741.00	-----	1,366,993,371.72	18,331,634.79	184,602,860.44
Contingent Expenses, Stationery, Revolving Fund, House of Representatives											
Fund Resources:											
Undisbursed Funds	No Year		000	0440	000	8,211,812.42	-4,000,000.00	-----	391,000.84	-----	3,820,811.58
Congressional Use of Foreign Currency, House of Representatives											
Fund Resources:											
Undisbursed Funds	No Year		000	0488	001	5,791,450.34	9,500,000.00	-----	3,527,006.90	-----	11,764,443.44
Public Enterprise Funds											
Contingent Expenses, House Recording Studio, Revolving Fund, House of Representatives											
Fund Resources:											
Undisbursed Funds	No Year		000	4004	000	2,272,408.80	-----	-----	224,191.74	-----	2,048,217.06
Contingent Expenses, Page Residence Hall and Meal Plan, House of Representatives											
Fund Resources:											
Undisbursed Funds	No Year		000	4011	000	1,212,976.64	-1,000,000.00	-----	-----	-----	212,976.64
House Services Revolving Fund, House of Representatives											
Fund Resources:											
Undisbursed Funds	No Year		000	4199	000	3,521,699.71	-----	-----	88,381.48	-----	3,433,318.23
House Child Care Center Revolving Fund, House of Representatives											
Fund Resources:											
Undisbursed Funds	No Year		000	4436	000	4,306,244.46	1,317,045.00	-----	1,532,534.63	-----	4,090,754.83
Intragovernmental Funds											
Net Expenses of Equipment Revolving Fund, House of Representatives											
Fund Resources:											
Undisbursed Funds	No Year		000	4509	000	2,474,953.28	419,214.00	-----	502,952.43	-----	2,391,214.85
Net Expenses of Telecommunications Revolving Fund, House of Representatives											
Fund Resources:											
Undisbursed Funds	No Year		000	4515	000	6,735,336.06	-----	-----	-965,339.58	-----	7,700,675.64
Total, House of Representatives						219,945,384.24	1,503,387,000.00	-----	1,474,257,603.92	19,992,772.36	229,082,007.96
Joint Items											
General Fund Accounts											
Salaries and Contingent Expenses, Joint Economic Committee, Senate											
Fund Resources:											
Undisbursed Funds	2020		000	0181	000	-----	4,203,000.00	-----	3,200,892.74	-----	1,002,107.26
	2019					1,028,719.75	-----	-----	435,049.78	-----	593,669.97

Footnotes at End of Chapter

Appropriations, Outlays, and Balances - Continued

Appropriation or Fund Account Title	Account Symbol				Balances, Beginning of Fiscal Year	Appropriations and Other Obligational Authority ¹	Transfers Borrowings and Investment (Net) ²	Outlays (Net)	Balances Withdrawn and Other Transactions ³	Balances, End of Fiscal Year
	Period of Availability	ATA	AID	MAIN						
	2018				228,787.09	-----	-----	-----	228,787.09	-----
	Subtotal		000	0181	1,257,506.84	4,203,000.00	-----	3,635,942.52	228,787.09	1,595,777.23
Joint Congressional Committee on Inaugural Ceremonies of 2021, Senate Fund Resources:										
Undisbursed Funds	2020-2021		000	0186	-----	1,500,000.00	-----	73,156.38	-----	1,426,843.62
Office of Congressional Accessibility Services, Senate Fund Resources:										
Undisbursed Funds	2020		000	0190	-----	1,509,000.00	-----	1,013,343.09	-----	495,656.91
	2019				536,651.22	-----	-----	88,805.80	-----	447,845.42
	2018				497,238.42	-----	-----	-----	497,238.42	-----
	No Year				100,000.00	-----	-----	-----	-----	100,000.00
	Subtotal		000	0190	1,133,889.64	1,509,000.00	-----	1,102,148.89	497,238.42	1,043,502.33
Contingent Expenses, Office of the Attending Physician, House of Representatives, Fund Resources:										
Undisbursed Funds	2020		000	0425	-----	3,868,000.00	-----	2,729,692.01	-----	1,138,307.99
	2019				644,510.38	-----	-----	88,537.61	-----	555,972.77
	2018				166,851.26	-----	-----	137.81	-----	166,713.45
	2017				613,653.06	-----	-----	-----	613,653.06	-----
	No Year				207,946.76	400,000.00	-----	188,766.52	-----	419,180.24
	Subtotal		000	0425	1,632,961.46	4,268,000.00	-----	3,007,133.95	613,653.06	2,280,174.45
Contingent Expenses, Joint Committee on Taxation, House of Representatives, Fund Resources:										
Undisbursed Funds	2020		000	0460	-----	11,513,000.00	-----	10,863,860.57	-----	649,139.43
	2019				783,703.24	-----	-----	628,814.88	-----	154,888.36
	2018				6,447.40	-----	-----	1,339.13	-----	5,108.27
	2017				232,656.43	-----	-----	-----	232,656.43	-----
	Subtotal		000	0460	1,022,807.07	11,513,000.00	-----	11,494,014.58	232,656.43	809,136.06
Total, Joint Items					5,047,165.01	22,993,000.00	-----	19,312,396.32	1,572,335.00	7,155,433.69
Capitol Police										
General Fund Accounts										
General Expenses, Capitol Police, House of Representatives Fund Resources:										
Undisbursed Funds	No Year		000	0476	5,395.01	-----	-----	-----	-----	5,395.01
Funds Held Outside the Treasury	2001				4,000.00	-----	-----	-----	-----	4,000.00
	Subtotal		000	0476	9,395.01	-----	-----	-----	-----	9,395.01
Security Enhancements, Capitol Police Board, House of Representatives Fund Resources:										
Undisbursed Funds	No Year		002	0461	1,230,374.24	-----	-----	43,011.15	-----	1,187,363.09
General Expenses, Capitol Police Fund Resources:										
Undisbursed Funds	2020-2021		002	0476	-----	4,500,000.00	-----	1,258,180.48	-----	3,241,819.52
	2020				-----	85,279,000.00	-----	40,114,862.15	-----	45,164,137.85
	2019-2020				872,689.38	-----	-----	786,052.68	-----	86,636.70

Footnotes at End of Chapter

Appropriations, Outlays, and Balances - Continued

Appropriation or Fund Account Title	Account Symbol				Balances, Beginning of Fiscal Year	Appropriations and Other Obligational Authority ¹	Transfers Borrowings and Investment (Net) ²	Outlays (Net)	Balances Withdrawn and Other Transactions ³	Balances, End of Fiscal Year	
	Period of Availability	ATA	AID	MAIN							SUB
	2019				45,948,301.58	-----	-----	39,442,911.58	-----	6,505,390.00	
	2018-2019				131,067.65	-----	-----	108,773.10	-----	22,294.55	
	2018				5,060,890.44	-----	-----	2,286,880.62	-----	2,774,009.82	
	2017-2018				9,381.07	-----	-----	-----	-----	9,381.07	
	2017				4,380,087.44	-----	-----	780,208.99	-----	3,599,878.45	
	2016-2017				5,220.27	-----	-----	-----	-----	5,220.27	
	2016				3,321,769.56	-----	-----	324,895.61	-----	2,996,873.95	
	2015-2016				9,434.43	-----	-----	-----	-----	9,434.43	
	2015				3,179,568.79	-----	-----	-----	3,179,568.79	-----	
	2014-2015				1,504.59	-----	-----	-----	1,504.59	-----	
	2013-2015				136,215.89	-----	-----	-19.73	136,235.62	-----	
	No Year				18,549,302.18	-----	-----	-190,582.35	-----	18,739,884.53	
Funds Held Outside the Treasury	2018				4,000.00	-----	-----	-----	-----	4,000.00	
	2001				-4,000.00	-----	-----	-----	-----	-4,000.00	
	Subtotal		002	0476	000	81,605,433.27	89,779,000.00	84,912,163.13	3,317,309.00	83,154,961.14	
Salaries, Capitol Police Fund Resources:											
Undisbursed Funds	2020-2021		002	0477	000	-----	7,500,000.00	-----	1,500,000.00	-----	6,000,000.00
	2020				-----	379,062,000.00	-----	358,814,918.45	-----	20,247,081.55	
	2019				21,129,820.22	-----	-----	19,807,794.65	-----	1,322,025.57	
	2018				1,894,155.71	-----	-----	187,637.81	-----	1,706,517.90	
	2017				3,726,546.60	-----	-----	-24,847.26	-----	3,751,393.86	
	2016				4,673,019.18	-----	-----	1,874.92	-----	4,671,144.26	
	2015				1,706,191.27	-----	-----	-182.90	1,706,374.17	-----	
	Subtotal		002	0477	000	33,129,732.98	386,562,000.00	380,287,195.67	1,706,374.17	37,698,163.14	
Special Fund Accounts											
United States Capitol Police Memorial Fund, Capitol Police Fund Resources:											
Undisbursed Funds	No Year		002	5083	000	611,421.00	-----	-50,000.00	-----	⁵ 661,421.00	
Total, Capitol Police					116,586,356.50	476,341,000.00	-----	465,192,369.95	5,023,683.17	122,711,303.38	
Office of Compliance											
General Fund Accounts											
Awards and Settlements, Office of Congressional Workplace Rights Fund Resources:											
Undisbursed Funds	No Year		009	1450	000	5,592.46	2,848,438.61	-----	2,848,438.61	-----	5,592.46
Salaries and Expenses, Office of Compliance Fund Resources:											
Undisbursed Funds	2020-2021		009	1600	000	-----	1,000,000.00	-----	100,359.50	-----	899,640.50
	2020				-----	5,333,000.00	-----	4,260,602.43	-----	1,072,397.57	
	2019-2020				894,246.25	-----	-----	549,014.17	-----	345,232.08	
	2019				1,016,522.07	-----	-----	862,996.75	-----	153,525.32	
	2018-2019				235,943.51	-----	-----	232,166.28	-----	3,777.23	
	2018				83,907.33	-----	-----	55,488.00	-----	28,419.33	

Footnotes at End of Chapter

Appropriations, Outlays, and Balances - Continued

Appropriation or Fund Account Title	Account Symbol				Balances, Beginning of Fiscal Year	Appropriations and Other Obligational Authority ¹	Transfers Borrowings and Investment (Net) ²	Outlays (Net)	Balances Withdrawn and Other Transactions ³	Balances, End of Fiscal Year
	Period of Availability	ATA	AID	MAIN						
	2017-2018				60,134.86	-----	-----	29,633.50	-----	30,501.36
	2017				40,765.26	-----	-----	-----	-----	40,765.26
	2016-2017				29,431.15	-----	-----	-----	-----	29,431.15
	2016				53,523.22	-----	-----	-----	-----	53,523.22
	2015-2016				32,855.34	-----	-----	-----	-----	32,855.34
	2015				40,054.69	-----	-----	-----	40,054.69	-----
	2014-2015				36,146.87	-----	-----	-----	36,146.87	-----
	Subtotal		009	1600	2,523,530.55	6,333,000.00	-----	6,090,260.63	76,201.56	2,690,068.36
Total, Office of Compliance					2,529,123.01	9,181,438.61	-----	8,938,699.24	76,201.56	2,695,660.82
Congressional Budget Office										
General Fund Accounts										
Salaries and Expenses, Congressional Budget Office										
Fund Resources:										
Undisbursed Funds										
	2020		008	0100	-----	54,941,000.00	-----	50,510,233.27	-----	4,430,766.73
	2019				4,080,737.07	-----	-----	3,617,078.93	-----	463,658.14
	2018				1,515,342.65	-----	-----	617,357.34	-----	897,985.31
	2017				111,440.11	-----	-----	8,502.92	-----	102,937.19
	2016				227,444.45	-----	-----	-103.50	-----	227,547.95
	2015				150,634.61	-----	-----	3,828.74	146,805.87	-----
	No Year				27,723.10	-----	-----	-----	-----	27,723.10
	Subtotal		008	0100	6,113,321.99	54,941,000.00	-----	54,756,897.70	146,805.87	6,150,618.42
Total, Congressional Budget Office					6,113,321.99	54,941,000.00	-----	54,756,897.70	146,805.87	6,150,618.42
Architect of the Capitol										
General Fund Accounts										
Capital Construction and Operations, Architect of the Capitol										
Fund Resources:										
Undisbursed Funds										
	2020-2021		001	0100	-----	26,000,000.00	-----	18,928,503.90	-----	7,071,496.10
	2017-2021				1,368,000.00	-----	-----	95,157.80	-----	1,272,842.20
	2020				-----	120,000,000.00	-----	88,871,945.77	-----	31,128,054.23
	2019				26,259,825.52	-----	-----	22,382,875.03	-----	3,876,950.49
	2018				3,053,397.98	-----	-----	1,480,693.20	-----	1,572,704.78
	2014-2018				5,901.12	-----	-----	-----	-----	5,901.12
	2017				1,705,110.01	-----	-----	382,091.00	-----	1,323,019.01
	2016				1,829,021.60	-----	-----	50,099.75	-----	1,778,921.85
	2012-2016				5,207.14	-----	-----	-----	-----	5,207.14
	2015				2,189,391.47	-----	-----	1,916,555.39	272,836.08	-----
	2011-2015				19,553.88	-----	-----	-----	19,553.88	-----
	Subtotal		001	0100	36,435,408.72	146,000,000.00	-----	134,107,921.84	292,389.96	48,035,096.92
Capitol Buildings, Architect of the Capitol										
Fund Resources:										
Undisbursed Funds										
	2020-2024		001	0105	-----	40,899,000.00	-----	146,438.88	-----	40,752,561.12
	2019-2023				17,193,182.91	-----	-----	1,255,160.36	-----	15,938,022.55

Footnotes at End of Chapter

Appropriations, Outlays, and Balances - Continued

Appropriation or Fund Account Title	Account Symbol				Balances, Beginning of Fiscal Year	Appropriations and Other Obligational Authority ¹	Transfers Borrowings and Investment (Net) ²	Outlays (Net)	Balances Withdrawn and Other Transactions ³	Balances, End of Fiscal Year
	Period of Availability	ATA	AID	MAIN						
	2018-2022				14,035,203.66	-----	-----	6,128,553.79	-----	7,906,649.87
	2017-2021				6,205,659.14	-----	-----	4,500,472.09	-----	1,705,187.05
	2020				-----	27,979,000.00	-----	25,089,702.10	-----	2,889,297.90
	2016-2020				3,285,315.77	-----	-----	1,746,304.90	-----	1,539,010.87
	2019				1,667,043.77	-----	-----	1,512,992.48	-----	154,051.29
	2015-2019				913,693.41	-----	-----	543,723.89	-----	369,969.52
	2018				212,522.89	-----	-----	31,650.23	-----	180,872.66
	2014-2018				91,444.71	-----	-----	-----	-----	91,444.71
	2017				34,009.44	-----	-----	461.63	-----	33,547.81
	2016				315,495.45	-----	-----	234.96	-----	315,260.49
	2012-2016				110,427.01	-----	-----	-----	-----	110,427.01
	2015				279,791.77	-----	-----	-1,279.56	281,071.33	-----
	2011-2015				317,347.74	-----	-----	-----	317,347.74	-----
	No Year				1,283,297.90	-----	-----	27,432.73	-----	1,255,865.17
	Subtotal		001	0105	000	45,944,435.57	68,878,000.00	40,981,848.48	598,419.07	73,242,168.02
Alterations and Improvements, Buildings and Grounds, to Provide Facilities for the Physically Handicapped, Architect of the Capitol Fund Resources:										
Undisbursed Funds	No Year		001	0106	000	19,704.71	-----	-----	-----	19,704.71
Capitol Grounds, Architect of the Capitol Fund Resources:										
Undisbursed Funds	2020-2024		001	0108	000	-----	3,000,000.00	-----	-----	3,000,000.00
	2019-2023				5,400,801.32	-----	-----	1,069,337.22	-----	4,331,464.10
	2018-2022				3,195,000.00	-----	-----	48,205.85	-----	3,146,794.15
	2017-2021				2,946,000.00	-----	-----	36,600.00	-----	2,909,400.00
	2020				-----	12,024,000.00	-----	9,374,938.58	-----	2,649,061.42
	2016-2020				1,820,649.85	-----	-----	923,039.05	-----	897,610.80
	2019				2,450,337.93	-----	-----	1,726,181.54	-----	724,156.39
	2015-2019				409,431.61	-----	-----	337,813.81	-----	71,617.80
	2018				311,437.69	-----	-----	143,092.15	-----	168,345.54
	2014-2018				59,269.63	-----	-----	6,469.76	-----	52,799.87
	2017				136,338.29	-----	-----	54,213.82	-----	82,124.47
	2016				393,330.78	-----	-----	45,561.86	-----	347,768.92
	2015				101,203.25	-----	-----	11,686.00	89,517.25	-----
	No Year				1,982,275.07	-----	-----	490,991.48	-----	1,491,283.59
	Subtotal		001	0108	000	19,206,075.42	15,024,000.00	14,268,131.12	89,517.25	19,872,427.05
Senate Office Buildings, Architect of the Capitol Fund Resources:										
Undisbursed Funds	2020-2024		001	0123	000	-----	22,100,000.00	-----	881,982.15	21,218,017.85
	2019-2023				31,108,000.00	-----	-----	2,270,758.71	-----	28,837,241.29
	2018-2022				31,188,239.88	-----	-----	10,725,529.31	-----	20,462,710.57
	2017-2021				23,741,256.98	-----	-----	5,062,975.99	-----	18,678,280.99
	2020				-----	65,324,000.00	-----	58,751,184.96	-----	6,572,815.04
	2016-2020				13,890,859.82	-----	-----	9,116,917.41	-----	4,773,942.41

Footnotes at End of Chapter

Appropriations, Outlays, and Balances - Continued

Appropriation or Fund Account Title	Account Symbol				Balances, Beginning of Fiscal Year	Appropriations and Other Obligational Authority ¹	Transfers Borrowings and Investment (Net) ²	Outlays (Net)	Balances Withdrawn and Other Transactions ³	Balances, End of Fiscal Year	
	Period of Availability	ATA	AID	MAIN							SUB
	2019				3,719,308.96	-----	-----	3,464,574.56	-----	254,734.40	
	2015-2019				20,669,031.65	-----	-----	13,194,518.18	-----	7,474,513.47	
	2018				613,403.10	-----	-----	234,476.56	-----	378,926.54	
	2014-2018				2,613,556.44	-----	-----	1,888,053.65	-----	725,502.79	
	2017				335,990.92	-----	-----	-1,003.21	-----	336,994.13	
	2013-2017				1,160,508.19	-----	-----	350,676.52	-----	809,831.67	
	2016				521,088.49	-----	-----	426.06	-----	520,662.43	
	2012-2016				191,745.30	-----	-----	106,169.01	-----	85,576.29	
	2015				218,319.73	-----	-----	-106.90	218,426.63	-----	
	2011-2015				114,055.89	-----	-----	-----	114,055.89	-----	
	No Year				950,720.46	-----	-----	26,595.12	-----	924,125.34	
	Subtotal		001	0123	000	131,036,085.81	87,424,000.00	-----	106,073,728.08	332,482.52	112,053,875.21
House Office Buildings, Architect of the Capitol Fund Resources:											
Undisbursed Funds	2020-2024		001	0127	000	-----	30,300,000.00	-----	110,449.51	-----	30,189,550.49
	2019-2023					62,846,464.42	-----	-----	9,893,120.70	-----	52,953,343.72
	2018-2022					62,189,544.02	-----	-----	41,516,885.23	-----	20,672,658.79
	2017-2021					15,819,733.61	-----	-----	9,471,943.72	-----	6,347,789.89
	2020					-----	60,973,000.00	-----	52,718,349.52	-----	8,254,650.48
	2016-2020					2,851,953.96	-----	-----	1,106,415.65	-----	1,745,538.31
	2019					5,322,190.89	-----	-----	4,200,900.28	-----	1,121,290.61
	2015-2019					637,762.76	-----	-----	535,031.43	-----	102,731.33
	2018					893,645.84	-----	-----	103,286.03	-----	790,359.81
	2014-2018					175,425.63	-----	-----	-21,175.90	-----	196,601.53
	2017					874,466.49	-----	-----	3,680.63	-----	870,785.86
	2013-2017					6,408,778.50	-----	-----	5,087,084.74	-----	1,321,693.76
	2016					998,671.02	-----	-----	407,929.35	-----	590,741.67
	2012-2016					614,920.26	-----	-----	-----	-----	614,920.26
	2015					342,506.64	-----	-----	265.97	342,240.67	-----
	2011-2015					6,630.43	-----	-----	-----	6,630.43	-----
	No Year					221,398,591.00	62,000,000.00	49,000,000.00	109,495,740.92	-----	222,902,850.08
	Subtotal		001	0127	000	381,381,285.47	153,273,000.00	49,000,000.00	234,629,907.78	348,871.10	348,675,506.59
Capitol Power Plant, Architect of the Capitol Fund Resources:											
Undisbursed Funds	2020-2024		001	0133	000	-----	15,300,000.00	-----	27,990.32	-----	15,272,009.68
	2019-2023					30,677,810.35	-----	-----	6,536,013.80	-----	24,141,796.55
	2018-2022					24,283,642.07	-----	-----	13,612,588.32	-----	10,671,053.75
	2017-2021					7,874,494.38	-----	-----	1,137,203.84	-----	6,737,290.54
	2020					-----	83,657,000.00	-----	63,161,094.54	-----	20,495,905.46
	2016-2020					11,012,899.80	-----	-----	7,179,441.06	-----	3,833,458.74
	2019					22,626,551.84	-----	-----	14,565,881.42	-----	8,060,670.42
	2015-2019					3,622,292.78	-----	-----	1,649,234.19	-----	1,973,058.59
	2018					3,595,317.35	-----	-----	435,734.15	-----	3,159,583.20

Footnotes at End of Chapter

Appropriations, Outlays, and Balances - Continued

Appropriation or Fund Account Title	Account Symbol				Balances, Beginning of Fiscal Year	Appropriations and Other Obligational Authority ¹	Transfers Borrowings and Investment (Net) ²	Outlays (Net)	Balances Withdrawn and Other Transactions ³	Balances, End of Fiscal Year
	Period of Availability	ATA	AID	MAIN SUB						
	2014-2018				182,130.15	-----	-----	27,843.00	-----	154,287.15
	2017				3,632,926.03	-----	-----	225,449.80	-----	3,407,476.23
	2013-2017				33,270.42	-----	-----	-172.08	-----	33,442.50
	2016				1,798,067.65	-----	-----	30,750.51	-----	1,767,317.14
	2012-2016				664,671.20	-----	-----	294,305.00	-----	370,366.20
	2015				3,181,145.15	-----	-----	2,246,664.17	934,480.98	-----
	2011-2015				114,710.85	-----	-----	-----	114,710.85	-----
	No Year				3,064.09	-----	-----	3,063.26	-----	0.83
	Subtotal		001	0133	000	113,302,994.11	98,957,000.00	111,133,085.30	1,049,191.83	100,077,716.98
House Office Buildings Fund, Architect of the Capitol Fund Resources:										
Undisbursed Funds	No Year		001	0137	000	13,438,729.52	-8,000,000.00	-10,223,178.00	-----	15,661,907.52
Structural and Mechanical Care, Library Buildings and Grounds, Architect of the Capitol Fund Resources:										
Undisbursed Funds	2020-2024		001	0155	000	-----	25,200,000.00	-----	-----	27,484,207.00
	2019-2023				39,847,262.11	-----	-----	4,929,346.40	-----	34,917,915.71
	2018-2022				44,833,943.31	-----	-----	16,852,399.53	-----	27,981,543.78
	2017-2021				15,881,619.90	-----	-----	4,229,706.06	-----	11,651,913.84
	2020				-----	30,546,000.00	-----	20,651,555.50	-----	9,894,444.50
	2016-2020				6,237,840.76	-----	-----	3,218,027.47	-----	3,019,813.29
	2019				14,104,775.09	-----	-----	12,856,318.47	-----	1,248,456.62
	2015-2019				1,354,231.28	-----	-----	940,311.57	-----	413,919.71
	2018				505,454.88	-----	-----	269,115.58	-----	236,339.30
	2014-2018				1,589,709.57	-----	-----	1,355,031.79	-----	234,677.78
	2017				2,362,144.18	-----	-----	83,865.37	-----	2,278,278.81
	2013-2017				0.05	-----	-----	-----	-----	0.05
	2016				138,303.77	-----	-----	19,917.66	-----	118,386.11
	2012-2016				384,879.71	-----	-----	89,462.91	-----	295,416.80
	2015				224,701.48	-----	-----	3,641.64	221,059.84	-----
	2011-2015				61,112.96	-----	-----	-----	61,112.96	-----
	No Year				195,810.68	-----	-----	-2,468,975.03	-----	2,664,785.71
	Subtotal		001	0155	000	127,721,789.73	55,746,000.00	60,745,517.92	282,172.80	122,440,099.01
Capitol Visitor Center, Architect of the Capitol Fund Resources:										
Undisbursed Funds	2020		001	0161	000	-----	24,321,000.00	-----	-----	3,979,724.87
	2019				3,338,905.31	-----	-----	2,895,677.52	-----	443,227.79
	2018				469,531.65	-----	-----	199,591.08	-----	269,940.57
	2017				133,940.03	-----	-----	198.46	-----	133,741.57
	2016				226,577.03	-----	-----	-----	-----	226,577.03
	2015				8,033.43	-----	-----	60.00	7,973.43	-----
	No Year				2,272,402.54	-----	-----	619,379.28	-----	1,653,023.26

Footnotes at End of Chapter

Appropriations, Outlays, and Balances - Continued

Appropriation or Fund Account Title	Account Symbol				Balances, Beginning of Fiscal Year	Appropriations and Other Obligational Authority ¹	Transfers Borrowings and Investment (Net) ²	Outlays (Net)	Balances Withdrawn and Other Transactions ³	Balances, End of Fiscal Year	
	Period of Availability	ATA	AID	MAIN							SUB
	Subtotal		001	0161	000	6,449,389.99	24,321,000.00	-----	24,056,181.47	7,973.43	6,706,235.09
Capitol Police Buildings and Grounds, Architect of the Capitol Fund Resources:											
Undisbursed Funds	2020-2024		001	0171	000	-----	28,000,000.00	-----	74,303.60	-----	27,925,696.40
	2019-2023					30,827,101.73	-----	-----	3,916,016.97	-----	26,911,084.76
	2018-2022					8,791,906.53	-----	-----	1,825,667.76	-----	6,966,238.77
	2017-2021					1,417,231.05	-----	-----	563,212.98	-----	854,018.07
	2020					-----	27,216,000.00	-----	15,869,730.03	-----	11,346,269.97
	2016-2020					3,143,867.99	-----	-----	1,597,960.32	-----	1,545,907.67
	2019					9,542,874.90	-----	-----	8,710,882.55	-----	831,992.35
	2015-2019					84,379.06	-----	-----	69,418.46	-----	14,960.60
	2018					766,857.29	-----	-----	392,151.96	-----	374,705.33
	2014-2018					4,570.89	-----	-----	-----	-----	4,570.89
	2017					62,195.86	-----	-----	25,073.76	-----	37,122.10
	2016					106,411.60	-----	-----	34,775.95	-----	71,635.65
	2012-2016					62,254.79	-----	-----	-----	-----	62,254.79
	2015					287,300.50	-----	-----	1,155.50	286,145.00	-----
	2011-2015					27,606.74	-----	-----	-----	27,606.74	-----
	No Year					4,482,216.59	-----	-----	131,592.85	-----	4,350,623.74
	Subtotal		001	0171	000	59,606,775.52	55,216,000.00	-----	33,211,942.69	313,751.74	81,297,081.09
House Historic Buildings Revitalization Trust Fund, Architect of the Capitol Fund Resources:											
Undisbursed Funds	No Year		001	1833	000	72,626,056.75	-----	-49,000,000.00	20,953,265.63	-----	2,672,791.12
Special Fund Accounts											
Capitol Trust Account, Architect of the Capitol Fund Resources:											
Undisbursed Funds	No Year		001	5760	000	184,643.09	26,516.61	-----	-----	-----	211,159.70
Public Enterprise Funds											
House of Representatives, Gymnasium, Revolving Fund, Architect of the Capitol Fund Resources:											
Undisbursed Funds	No Year		001	4200	000	395,493.14	-----	-----	-26,926.76	-----	422,419.90
Capitol Visitor Center Revolving Fund, Architect of the Capitol Fund Resources:											
Undisbursed Funds	No Year		001	4296	000	585,795.27	-----	4,184,556.46	4,458,993.23	-----	311,358.50
Unrealized Discount on Investments						-171,330.26	-----	109,293.68	-----	-----	-62,036.58
Investments in US Treasury Securities						24,680,605.18	-----	-4,293,850.14	-----	-----	20,386,755.04
Funds Held Outside the Treasury						14,000.00	-----	-----	-----	-----	14,000.00
	Subtotal		001	4296	000	25,109,070.19	-----	-----	4,458,993.23	-----	20,650,076.96
Recyclable Materials Revolving Fund, Architect of the Capitol Fund Resources:											
Undisbursed Funds	No Year		001	4297	000	1,123,240.22	-----	-----	-59,818.98	-----	1,183,059.20

Footnotes at End of Chapter

Appropriations, Outlays, and Balances - Continued

Appropriation or Fund Account Title	Account Symbol				Balances, Beginning of Fiscal Year	Appropriations and Other Obligational Authority ¹	Transfers Borrowings and Investment (Net) ²	Outlays (Net)	Balances Withdrawn and Other Transactions ³	Balances, End of Fiscal Year	
	Period of Availability	ATA	AID	MAIN							SUB
Intragovernmental Funds											
Senate Health and Fitness Facility, Architect of the Capitol Fund Resources: Undisbursed Funds	No Year		001	4566	000	570,436.81	-----	-----	-58,273.01	-----	628,709.82
Flag Office Revolving Fund, Architect of the Capitol Fund Resources: Undisbursed Funds	No Year		001	4666	000	788,649.00	-----	-----	-111,093.00	-----	899,742.00
Judiciary Office Building Development and Operations Fund, Judiciary Fund Resources: Undisbursed Funds	No Year		010	4518	000	44,197,370.20	-----	-11,568,391.00	-2,180,851.98	-----	34,809,831.18
Authority to Borrow from the Public						-----	5,661,609.00	-5,661,609.00	-----	-----	-----
	Subtotal		010	4518	000	44,197,370.20	5,661,609.00	-17,230,000.00	-2,180,851.98	-----	34,809,831.18
Total, Architect of the Capitol						1,079,537,633.97	702,527,125.61	-17,230,000.00	771,960,381.81	3,314,769.70	989,559,608.07
Botanic Garden											
General Fund Accounts											
Salaries and Expenses, Botanic Garden Fund Resources: Undisbursed Funds	2020-2024		009	0200	000	-----	4,000,000.00	-----	-----	-----	4,000,000.00
	2019-2023					3,558,775.00	-----	-----	331,629.12	-----	3,227,145.88
	2018-2022					1,890,858.74	-----	-----	1,145,583.17	-----	745,275.57
	2017-2021					1,411,283.51	-----	-----	29,635.17	-----	1,381,648.34
	2020					-----	12,094,000.00	-----	9,913,789.28	-----	2,180,210.72
	2016-2020					369,635.80	-----	-----	320,849.34	-----	48,786.46
	2019					1,937,783.35	-----	-----	1,648,671.38	-----	289,111.97
	2015-2019					141,253.83	-----	-----	121,339.29	-----	19,914.54
	2018					532,045.23	-----	-----	213,186.33	-----	318,858.90
	2014-2018					7,675.43	-----	-----	-----	-----	7,675.43
	2017					304,643.86	-----	-----	31,900.34	-----	272,743.52
	2016					43,698.58	-----	-----	-----	-----	43,698.58
	2015					197,195.07	-----	-----	87,678.91	109,516.16	-----
	No Year					91,431.12	-----	-----	-----	-----	91,431.12
	Subtotal		009	0200	000	10,486,279.52	16,094,000.00	-----	13,844,262.33	109,516.16	12,626,501.03
Total, Botanic Garden						10,486,279.52	16,094,000.00	-----	13,844,262.33	109,516.16	12,626,501.03
Library of Congress											
General Fund Accounts											
Salaries and Expenses, Library of Congress Fund Resources: Undisbursed Funds	2020-2021		003	0101	000	-----	-----	-----	-8,316,549.12	-----	8,316,549.12
	2020					-----	480,567,000.00	-----	368,731,394.33	-----	111,835,605.67
	2019-2020					258,270.08	-----	-----	168,536.85	-----	89,733.23
	2018-2020					382,486.44	-----	-----	82,627.10	-----	299,859.34
	2019					114,717,430.43	-----	-----	97,379,260.85	-----	17,338,169.58
	2018-2019					82,324.43	-----	-----	16,398.15	-----	65,926.28

Footnotes at End of Chapter

Appropriations, Outlays, and Balances - Continued

Appropriation or Fund Account Title	Account Symbol				Balances, Beginning of Fiscal Year	Appropriations and Other Obligational Authority ¹	Transfers Borrowings and Investment (Net) ²	Outlays (Net)	Balances Withdrawn and Other Transactions ³	Balances, End of Fiscal Year
	Period of Availability	ATA	AID	MAIN						
	2017-2019				3,138,444.30	-----	-----	845,340.01	-----	2,293,104.29
	2018				15,621,191.34	-----	-500,000.00	11,001,310.30	-----	4,119,881.04
	2017-2018				26,927.42	-----	-----	-----	-----	26,927.42
	2017				6,981,760.11	-----	-1,500,000.00	3,624,667.49	-----	1,857,092.62
	2016-2017				24,417.33	-----	-----	-----	-----	24,417.33
	2016				4,908,072.62	-----	-----	-153.56	-----	4,908,226.18
	2015-2016				8,081.23	-----	-----	-----	-----	8,081.23
	2015				3,925,841.19	-----	-----	702,049.15	3,223,792.04	-----
	2014-2015				1,644.52	-----	-----	1,644.52	-----	-----
	No Year				35,779,708.35	24,297,000.00	350.00	12,994,802.93	-----	47,082,255.42
Funds Held Outside the Treasury	2017				15,000.00	-----	-----	-----	-----	15,000.00
	2016				30,644.13	-----	-----	-----	-----	30,644.13
	No Year				2,102.89	-----	-350.00	-----	-----	1,752.89
	Subtotal		003	0101	185,904,346.81	504,864,000.00	-2,000,000.00	487,231,329.00	3,223,792.04	198,313,225.77
Salaries and Expenses, Copyright Office, Library of Congress Fund Resources:										
Undisbursed Funds	2020-2021		003	0102	-----	10,000,000.00	-----	9,775,094.13	-----	224,905.87
	2020				-----	32,137,000.00	-----	29,263,627.55	-----	2,873,372.45
	2019				11,008,805.13	-----	-----	7,948,132.99	-----	3,060,672.14
	2018				652,830.40	-----	-----	93,951.16	-----	558,879.24
	2017				82,175.19	-----	-----	12,958.12	-----	69,217.07
	2016				148,663.53	-----	-----	9,605.00	-----	139,058.53
	2015				118,332.22	-----	-----	25,815.16	92,517.06	-----
	No Year				29,588,928.27	-----	-----	-5,472,529.49	-----	35,061,457.76
	Subtotal		003	0102	41,599,734.74	42,137,000.00	-----	41,656,654.62	92,517.06	41,987,563.06
Library of Congress National Collection Stewardship Fund, Library of Congress Fund Resources:										
Undisbursed Funds	No Year		003	0103	2,000,000.00	-----	2,000,000.00	-----	-----	4,000,000.00
Salaries and Expenses, Congressional Research Service, Library of Congress Fund Resources:										
Undisbursed Funds	2020		003	0127	-----	120,495,000.00	-----	104,751,031.51	-----	15,743,968.49
	2019				18,025,985.26	-----	-----	14,675,910.91	-----	3,350,074.35
	2018				3,924,845.28	-----	-----	2,222,547.98	-----	1,702,297.30
	2017				158,916.40	-----	-----	-786.20	-----	159,702.60
	2016				283,970.82	-----	-----	-----	-----	283,970.82
	2015				181,916.46	-----	-----	399.00	181,517.46	-----
	Subtotal		003	0127	22,575,634.22	120,495,000.00	-----	121,649,103.20	181,517.46	21,240,013.56
Salaries and Expenses, National Library Service for the Blind and Print Disabled, Library of Congress Fund Resources:										
Undisbursed Funds	2020		003	0141	-----	58,563,000.00	-----	27,726,113.48	-----	30,836,886.52
	2019				23,003,239.89	-----	-----	19,357,789.28	-----	3,645,450.61
	2018				3,870,030.41	-----	-----	1,156,609.11	-----	2,713,421.30

Footnotes at End of Chapter

Appropriations, Outlays, and Balances - Continued

Appropriation or Fund Account Title	Account Symbol				Balances, Beginning of Fiscal Year	Appropriations and Other Obligational Authority ¹	Transfers Borrowings and Investment (Net) ²	Outlays (Net)	Balances Withdrawn and Other Transactions ³	Balances, End of Fiscal Year	
	Period of Availability	ATA	AID	MAIN							SUB
	2017				1,447,676.58	-----	-----	-8,016.94	-----	1,455,693.52	
	2016				2,537,400.78	-----	-----	75,254.23	-----	2,462,146.55	
	2015				3,642,829.05	-----	-----	0.02	3,642,829.03	-----	
	2014-2015				460.00	-----	-----	460.00	-----	-----	
	No Year				838,468.06	-----	-----	-58,796.03	-----	897,264.09	
	Subtotal		003	0141	000	35,340,104.77	58,563,000.00	-----	48,249,413.15	3,642,829.03	42,010,862.59
Furniture and Furnishings, Library of Congress Fund Resources:											
Undisbursed Funds	No Year		003	0146	000	4,415.14	-----	-----	-----	4,415.14	
Special Fund Accounts											
Oliver Wendell Holmes Devise Fund, Library of Congress Fund Resources:											
Undisbursed Funds	No Year		003	5075	000	25,059.47	1,206.54	-399.55	9,160.00	-----	16,706.46
Unrealized Discount on Investments					-151.45	-----	127.27	-----	-----	-----	-24.18
Investments in US Treasury Securities					31,617.97	-----	272.28	-----	-----	-----	31,890.25
Subtotal			003	5075	000	56,525.99	1,206.54	0.00	9,160.00	-----	48,572.53
Payments to Copyright Owners, Copyright Office, Library of Congress Fund Resources:											
Undisbursed Funds	No Year		003	5175	000	-----	4,916,445.00	-----	4,916,445.00	-----	-----
Public Enterprise Funds											
Cooperative Acquisitions Program Revolving Fund, Library of Congress Fund Resources:											
Undisbursed Funds	No Year		003	4325	000	7,340,052.18	-----	-----	219,923.14	-----	7,120,129.04
Duplication Services Associated with Audiovisual Conservation Center, Library of Congress Fund Resources:											
Undisbursed Funds	No Year		003	4339	000	236,258.35	-----	-----	-67,137.77	-----	303,396.12
Gift Shop, Decimal Classification, Photo Duplication, and Related Services, Library of Congress Fund Resources:											
Undisbursed Funds	No Year		003	4346	000	6,741,208.52	-----	-----	434,756.06	-----	6,306,452.46
Funds Held Outside the Treasury					1,800.00	-----	-----	-----	-----	-----	1,800.00
Subtotal			003	4346	000	6,743,008.52	-----	-----	434,756.06	-----	6,308,252.46
Intragovernmental Funds											
Fedlink and Federal Research Programs, Library of Congress Fund Resources:											
Undisbursed Funds	No Year		003	4543	000	54,581,206.52	-----	-----	2,696,819.22	-----	51,884,387.30
Trust Fund Accounts											
Payment of Interest on Bequest of Gertrude M. Hubbard, Library of Congress Fund Resources:											
Undisbursed Funds	No Year		003	8022	000	8,749.96	800.00	-----	5,810.00	-----	3,739.96
Library of Congress Gift Fund, Library of Congress Fund Resources:											
Undisbursed Funds	No Year		003	8031	000	2,785,782.21	6,660,253.99	-2,592,446.25	3,403,778.82	-----	3,449,811.13

Footnotes at End of Chapter

Appropriations, Outlays, and Balances - Continued

Appropriation or Fund Account Title	Account Symbol				Balances, Beginning of Fiscal Year	Appropriations and Other Obligational Authority ¹	Transfers Borrowings and Investment (Net) ²	Outlays (Net)	Balances Withdrawn and Other Transactions ³	Balances, End of Fiscal Year
	Period of Availability	ATA	AID	MAIN						
Unrealized Discount on Investments					-45,352.76	-----	42,460.76	-----	-----	-2,892.00
Investments in US Treasury Securities					9,492,989.69	-----	2,549,985.49	-----	-----	12,042,975.18
Subtotal			003	8031	12,233,419.14	6,660,253.99	-----	3,403,778.82	-----	15,489,894.31
Library of Congress Trust Fund, Library of Congress Fund Resources:										
Undisbursed Funds	No Year		003	8032	10,620,813.26	9,608,546.54	483,089.94	10,405,869.60	-----	10,306,580.14
Unrealized Discount on Investments					-61,682.47	-----	59,144.58	-----	-----	-2,537.89
Investments in US Treasury Securities					13,573,950.59	-----	-542,234.52	-----	-----	13,031,716.07
Subtotal			003	8032	24,133,081.38	9,608,546.54	-----	10,405,869.60	-----	23,335,758.32
Service Fees, Library of Congress Fund Resources:										
Undisbursed Funds	No Year		003	8208	292,801.60	3,428.56	-----	20,793.26	-----	275,436.90
Foreign Service National Separation Liability Trust Fund, Library of Congress Fund Resources:										
Undisbursed Funds	No Year		003	8339	2,271,323.24	726,788.00	-----	32,888.88	-----	2,965,222.36
Total, Library of Congress					395,320,662.56	747,976,468.63	-----	720,865,606.18	7,140,655.59	415,290,869.42
Government Printing Office										
General Fund Accounts										
Salaries and Expenses, Public Information Programs of the Superintendent of Documents, Government Publishing Office Fund Resources:										
Undisbursed Funds	2020		004	0201	-----	31,296,000.00	-----	26,560,665.97	-----	4,735,334.03
	2019				10,114,086.77	-----	-----	5,831,743.66	-----	4,282,343.11
	2018				1,518,052.68	-----	-----	41,429.88	-----	1,476,622.80
	2017				3,876,839.05	-----	-----	394,960.75	-----	3,481,878.30
	2016				1,582,994.76	-----	-----	2,053.29	-----	1,580,941.47
	2015				4,988,477.74	-----	-4,409,706.90	578,770.84	-----	-----
Subtotal			004	0201	22,080,451.00	31,296,000.00	-4,409,706.90	33,409,624.39	-----	15,557,119.71
Congressional Publishing, Government Publishing Office Fund Resources:										
Undisbursed Funds	2020		004	0203	-----	79,000,000.00	-----	52,261,534.15	-----	26,738,465.85
	2019				19,426,311.29	-----	-----	14,827,566.02	-----	4,598,745.27
	2018				6,651,315.24	-----	-----	1,030,982.59	-----	5,620,332.65
	2017				8,649,555.10	-----	-----	454,774.87	-----	8,194,780.23
	2016				2,641,433.75	-----	-----	38,971.08	-----	2,602,462.67
	2015				6,675,190.70	-----	-5,944,673.37	730,517.33	-----	-----
Subtotal			004	0203	44,043,806.08	79,000,000.00	-5,944,673.37	69,344,346.04	-----	47,754,786.67
Intragovernmental Funds										
Government Publishing Office Business Operations Revolving Fund, Government Publishing Office Fund Resources:										
Undisbursed Funds	No Year		004	4505	609,655,853.41	6,704,000.00	10,354,380.27	29,893,623.35	-----	596,820,610.33
Funds Held Outside the Treasury					1,900.00	-----	-----	-----	-----	1,900.00

Footnotes at End of Chapter

Appropriations, Outlays, and Balances - Continued

Appropriation or Fund Account Title	Account Symbol				Balances, Beginning of Fiscal Year	Appropriations and Other Obligational Authority ¹	Transfers Borrowings and Investment (Net) ²	Outlays (Net)	Balances Withdrawn and Other Transactions ³	Balances, End of Fiscal Year	
	Period of Availability	ATA	AID	MAIN SUB							
Total, Government Printing Office	Subtotal		004	4505	001	609,657,753.41	6,704,000.00	10,354,380.27	29,893,623.35	-----	596,822,510.33
						675,782,010.49	117,000,000.00	-----	132,647,593.78	-----	660,134,416.71
Government Accountability Office											
General Fund Accounts											
Salaries and Expenses, Government Accountability Office											
Fund Resources:											
Undisbursed Funds	2020		005	0107	000	-----	630,000,000.00	-----	558,120,111.04	-----	71,879,888.96
	2019					72,703,085.60	-----	-----	64,492,919.38	-----	8,210,166.22
	2018-2019					7,873,543.96	-----	-----	6,812,124.19	-----	1,061,419.77
	2018					7,826,093.91	-----	-----	2,176,735.69	-----	5,649,358.22
	2017					2,732,740.85	-----	-----	512,712.64	-----	2,220,028.21
	2016					1,757,768.20	-----	-----	466,266.25	-----	1,291,501.95
	2015					753,152.04	-----	-----	682,538.64	70,613.40	-----
	No Year					42,907,178.74	20,000,000.00	-----	-12,443,654.56	-----	75,350,833.30
	Subtotal		005	0107	000	136,553,563.30	650,000,000.00	-----	620,819,753.27	70,613.40	165,663,196.63
Total, Government Accountability Office						136,553,563.30	650,000,000.00	-----	620,819,753.27	70,613.40	165,663,196.63
United States Tax Court											
General Fund Accounts											
Salaries and Expenses, United States Tax Court											
Fund Resources:											
Undisbursed Funds	2020		023	0100	000	-----	52,000,000.00	-----	47,523,986.28	-----	4,476,013.72
	2019					5,477,625.15	-----	-----	4,300,690.69	-----	1,176,934.46
	2018					949,587.98	-----	-----	663,434.90	-----	286,153.08
	2017					1,384,970.24	-----	-----	149,061.22	-----	1,235,909.02
	2016					805,874.38	-----	-----	2,563.38	-----	803,311.00
	2015					1,295,586.00	-----	-----	25,849.07	1,269,736.93	-----
	No Year					646,952.50	1,000,000.00	-----	890,774.33	-----	756,178.17
	Subtotal		023	0100	000	10,560,596.25	53,000,000.00	-----	53,556,359.87	1,269,736.93	8,734,499.45
Special Fund Accounts											
Tax Court Independent Counsel, United States Tax Court											
Fund Resources:											
Undisbursed Funds	No Year		023	5023	000	526,539.68	1,988.00	-----	-----	-----	528,527.68
U.S. Tax Court Fees, United States Tax Court											
Fund Resources:											
Undisbursed Funds	No Year		023	5633	000	3,866,430.26	758,914.60	-----	22,928.28	-----	4,602,416.58
Trust Fund Accounts											
Tax Court Judges Survivors Annuity Fund, United States Tax Court											
Fund Resources:											
Undisbursed Funds	No Year		023	8115	000	207,946.19	649,969.77	-154,723.40	666,307.21	-----	36,885.35
Unrealized Discount on Investments						-151,136.52	-----	11,115.44	-----	-----	-140,021.08
Investments in US Treasury Securities						12,761,107.33	-----	143,607.96	-----	-----	12,904,715.29

Footnotes at End of Chapter

Appropriations, Outlays, and Balances - Continued

Appropriation or Fund Account	Account Symbol				Balances, Beginning of Fiscal Year	Appropriations and Other Obligational Authority ¹	Transfers Borrowings and Investment (Net) ²	Outlays (Net)	Balances Withdrawn and Other Transactions ³	Balances, End of Fiscal Year	
Title	Period of Availability	ATA	AID	MAIN							SUB
Total, United States Tax Court	Subtotal		023	8115	000	12,817,917.00	649,969.77	-----	666,307.21	-----	12,801,579.56
						27,771,483.19	54,410,872.37	-----	54,245,595.36	1,269,736.93	26,667,023.27
Legislative Branch Boards and Commissions											
General Fund Accounts											
Salaries and Expenses, Commission on Security and Cooperation in Europe											
Fund Resources:											
Undisbursed Funds											
	2020-2021		009	0110	000	-----	2,579,000.00	-----	472,573.28	-----	2,106,426.72
	2019-2020					2,579,000.00	-----	-----	2,576,056.56	-----	2,943.44
	2018-2019					17,442.36	-----	-----	17,295.69	-----	146.67
	2017-2018					117,608.93	-----	-----	3,213.01	-----	114,395.92
	2016-2017					133,931.87	-----	-----	-----	-----	133,931.87
	2015-2016					286,345.19	-----	-----	-----	-----	286,345.19
	2014-2015					835.37	-----	-----	-----	835.37	-----
	No Year					109,206.15	-----	-----	-----	-----	109,206.15
	Subtotal		009	0110	000	3,244,369.87	2,579,000.00	-----	3,069,138.54	835.37	2,753,395.96
Payment to Open World Leadership Center Trust Fund											
Fund Resources:											
Undisbursed Funds											
	2019-2020		009	0145	000	-----	-----	1,764,496.00	103,896.00	-----	1,660,600.00
	2018-2019					1,082,757.25	-----	-----	1,082,757.25	-----	-----
	No Year					-----	5,900,000.00	-----	5,900,000.00	-----	-----
	Subtotal		009	0145	000	1,082,757.25	5,900,000.00	1,764,496.00	7,086,653.25	-----	1,660,600.00
International Conferences and Contingencies, House and Senate Expenses											
Fund Resources:											
Undisbursed Funds											
	No Year		009	0500	000	1,615,742.22	-----	-----	50,000.00	-----	1,565,742.22
John C. Stennis Center for Public Service Training and Development											
Fund Resources:											
Undisbursed Funds											
	2020		009	1200	000	-----	430,000.00	-----	430,000.00	-----	-----
	2019					13,316.10	-----	-----	13,316.10	-----	-----
	Subtotal		009	1200	000	13,316.10	430,000.00	-----	443,316.10	-----	- 0 -
Medicaid and CHIP Payment and Access Commission											
Fund Resources:											
Undisbursed Funds											
	2020		009	1801	000	-----	8,780,000.00	-----	7,052,484.06	-----	1,727,515.94
	2019					2,192,562.78	-----	-----	2,093,506.00	-----	99,056.78
	2018					5,933.41	-----	-----	5,012.82	-----	920.59
	2017					727,539.83	-----	-----	-----	-----	727,539.83
	2016					568.67	-----	-----	-----	-----	568.67
	2015					525.00	-----	-----	-----	525.00	-----
	No Year					1,264,288.75	-----	-----	67,854.00	-----	1,196,434.75
	Subtotal		009	1801	000	4,191,418.44	8,780,000.00	-----	9,218,856.88	525.00	3,752,036.56
Salaries and Expenses, Medicare Payment Advisory Commission											
Fund Resources:											
Undisbursed Funds											
	2020		235	1550	000	-----	-----	-----	-2,068,050.62	-----	2,068,050.62

Footnotes at End of Chapter

Appropriations, Outlays, and Balances - Continued

Appropriation or Fund Account Title	Account Symbol				Balances, Beginning of Fiscal Year	Appropriations and Other Obligational Authority ¹	Transfers Borrowings and Investment (Net) ²	Outlays (Net)	Balances Withdrawn and Other Transactions ³	Balances, End of Fiscal Year
	Period of Availability	ATA	AID	MAIN						
	2019				2,625,091.90	-----	-----	1,808,457.12	-----	816,634.78
	2018				569,013.32	-----	-----	124,498.30	-----	444,515.02
	2017				488,111.31	-----	-----	144,282.01	-----	343,829.30
	2016				259,424.83	-----	-----	-----	-----	259,424.83
	2015				287,169.97	-----	-----	-----	287,169.97	-----
	Subtotal		235	1550	000	-----	-----	9,186.81	287,169.97	3,932,454.55
United States Semiquincentennial Commission Fund Resources:										
Undisbursed Funds	2019-2028		239	2780	000	-----	-----	366,027.81	-----	59,547.88
	2020				-----	3,300,000.00	-----	2,318,706.61	-----	981,293.39
	Subtotal		239	2780	000	-----	-----	2,684,734.42	-----	1,040,841.27
Salaries and Expenses, Western Hemisphere Drug Policy Commission Fund Resources:										
Undisbursed Funds	2019-2021		242	2800	000	-----	499,000.00	-----	-----	499,000.00
	2019-2020				1,389,805.63	-----	-499,000.00	576,711.71	-----	314,093.92
	Subtotal		242	2800	000	-----	-----	576,711.71	-----	813,093.92
Expenses, Congressional-Executive Commission on the People's Republic of China Fund Resources:										
Undisbursed Funds	2020-2021		272	2930	000	-----	2,250,000.00	-----	-----	1,290,240.76
	2019-2020				1,270,490.11	-----	-----	1,270,096.48	-----	393.63
	2018-2019				-----	-----	-----	-1,443.83	-----	1,443.83
	2017-2018				78,172.45	-----	-----	-----	-----	78,172.45
	2016-2017				34,167.05	-----	-----	-----	-----	34,167.05
	2015-2016				19,200.00	-----	-----	-----	-----	19,200.00
	2014-2015				308.00	-----	-----	-----	308.00	-----
	No Year				371,450.91	-----	-----	-----	-----	371,450.91
	Subtotal		272	2930	000	-----	2,250,000.00	-----	308.00	1,795,068.63
Salaries and Expenses, Dwight D. Eisenhower Memorial Commission Fund Resources:										
Undisbursed Funds	No Year		283	2989	000	-----	1,800,000.00	-----	-----	448,820.99
Capital Construction, Dwight D. Eisenhower Memorial Commission Fund Resources:										
Undisbursed Funds	No Year		283	2990	000	-----	-----	25,337,526.77	-----	5,506,035.16
Salaries and Expenses, United States-China Economic and Security Review Commission Fund Resources:										
Undisbursed Funds	2020-2021		292	2973	000	-----	3,500,000.00	-----	-----	701,923.73
	2019-2020				1,092,598.89	-----	-----	1,076,159.80	-----	16,439.09
	2018-2019				18,118.89	-----	-----	11,656.61	-----	6,462.28
	2017-2018				14,202.31	-----	-----	-----	-----	14,202.31
	2016-2017				6,509.00	-----	-----	-----	-----	6,509.00
	2015-2016				4,149.34	-----	-----	-----	-----	4,149.34
	2014-2015				4,143.14	-----	-----	-----	4,143.14	-----
	No Year				87,420.79	-----	-----	-----	-----	87,420.79

Footnotes at End of Chapter

Appropriations, Outlays, and Balances - Continued

Appropriation or Fund Account Title	Account Symbol				Balances, Beginning of Fiscal Year	Appropriations and Other Obligational Authority ¹	Transfers Borrowings and Investment (Net) ²	Outlays (Net)	Balances Withdrawn and Other Transactions ³	Balances, End of Fiscal Year	
	Period of Availability	ATA	AID	MAIN							SUB
	Subtotal		292	2973	000	1,227,142.36	3,500,000.00	-----	3,885,892.68	4,143.14	837,106.54
Salaries and Expenses, United States Commission on International Religious Freedom Fund Resources:											
Undisbursed Funds	2020-2021		295	2975	000	-----	4,500,000.00	-----	1,554,595.14	-----	2,945,404.86
	2019-2020					2,699,613.20	-----	-----	2,254,668.29	-----	444,944.91
	2018-2019					85,797.95	-----	-----	54,480.16	-----	31,317.79
	2017-2018					38,883.74	-----	-----	-----	-----	38,883.74
	2016-2017					48,106.45	-----	-----	-14.35	-----	48,120.80
	2015-2016					20,500.62	-----	-----	-----	-----	20,500.62
	2014-2015					28,811.75	-----	-----	-----	28,811.75	-----
	No Year					128,493.48	-----	-----	-----	-----	128,493.48
	Subtotal		295	2975	000	3,050,207.19	4,500,000.00	-----	3,863,729.24	28,811.75	3,657,666.20
Special Fund Accounts											
Senate Preservation Fund, Library of Congress, Senate Fund Resources:											
Undisbursed Funds	No Year		000	5509	000	250.00	6,326.28	-6,326.28	-----	-----	250.00
Unrealized Discount on Investments						-5,148.27	-----	4,784.13	-----	-----	-364.14
Investments in US Treasury Securities						491,364.34	-----	1,542.15	-----	-----	492,906.49
	Subtotal		000	5509	000	486,466.07	6,326.28	0.00	-----	-----	492,792.35
Dwight D. Eisenhower Memorial Fund Fund Resources:											
Undisbursed Funds	No Year		283	5549	000	7,546,415.57	1,207,654.91	-----	5,271,808.70	-----	3,482,261.78
Salaries and Expenses, World War I Centennial Commission Fund Resources:											
Undisbursed Funds	2020-2021		480	5589	000	-----	7,000,000.00	-----	6,403,834.82	-----	596,165.18
	No Year					1,821,905.92	14,700,000.00	-----	16,377,957.52	-----	143,948.40
	Subtotal		480	5589	000	1,821,905.92	21,700,000.00	-----	22,781,792.34	-----	740,113.58
Trust Fund Accounts											
Open World Leadership Center Trust Fund Fund Resources:											
Undisbursed Funds	No Year		009	8148	000	228,405.35	6,030,075.45	-1,390,000.00	4,053,367.63	-----	815,113.17
Investments in US Treasury Securities						1,392,000.00	-----	1,390,000.00	-----	-----	2,782,000.00
	Subtotal		009	8148	000	1,620,405.35	6,030,075.45	-----	4,053,367.63	-----	3,597,113.17
John C. Stennis Center for Public Service Training and Development Fund Resources:											
Undisbursed Funds	No Year		009	8275	000	326,129.78	1,408,143.43	-625,000.00	751,358.07	-----	357,915.14
Investments in US Treasury Securities						16,197,000.00	-----	625,000.00	-----	-----	16,822,000.00
Funds Held Outside the Treasury						800.00	-----	-----	-----	-----	800.00
	Subtotal		009	8275	000	16,523,929.78	1,408,143.43	-----	751,358.07	-----	17,180,715.14
Capitol Preservation Fund, U.S. Capitol Preservation Commission Fund Resources:											
Undisbursed Funds	No Year		009	8300	000	200.00	178,036.47	-178,036.47	-----	-----	200.00
Unrealized Discount on Investments						-103,923.62	-----	97,705.43	-----	-----	-6,218.19

Footnotes at End of Chapter

Appropriations, Outlays, and Balances - Continued

Appropriation or Fund Account Title	Account Symbol					Balances, Beginning of Fiscal Year	Appropriations and Other Obligational Authority ¹	Transfers Borrowings and Investment (Net) ²	Outlays (Net)	Balances Withdrawn and Other Transactions ³	Balances, End of Fiscal Year
	Period of Availability	ATA	AID	MAIN	SUB						
Investments in US Treasury Securities						11,076,111.82	-----	80,331.04	-----	-----	11,156,442.86
Subtotal			009	8300	000	10,972,388.20	178,036.47	0.00	-----	-----	11,150,424.67
Total, Legislative Branch Boards and Commissions						92,821,916.17	63,569,236.54	1,764,496.00	93,427,572.79	321,793.23	64,406,282.69
Deductions for Offsetting Receipts											
Proprietary Receipts from the Public						-----	-33,666,458.79	-----	-33,666,458.79	-----	-----
Intrabudgetary Receipts Deducted by Agency						-----	-7,788,811.35	-----	-7,788,811.35	-----	-----
Offsetting Governmental Receipts						-----	-434.68	-----	-434.68	-----	-----
Total, Offsetting Receipts						-----	-41,455,704.82	-----	-41,455,704.82	-----	-----
Total, Legislative Branch						3,210,422,467.30	5,390,795,436.94	-15,465,504.00	5,367,011,719.11	67,639,729.04	3,151,100,952.09

Footnotes at End of Chapter

Appropriations, Outlays, and Balances - Continued

Footnotes

- 1 The amounts in this column, unless otherwise footnoted, represent appropriations, increases and rescissions in borrowing authority or new contract authority. Appropriation accounts with appropriation transfer activity are presented in Table 1 (Appropriations and Appropriation Transfers) at the end of this chapter.
- 2 The amounts in this column, unless otherwise footnoted, represent transfers - other than appropriation transfers, borrowings (gross), investments (net), unrealized discounts or funds held outside the Treasury.
- 3 The amounts shown in this column for the "Senate", "The House of Representatives", and "Joint", unless otherwise footnoted, represent unexpended balances withdrawn pursuant to 2 U.S.C. 104 (a). Amounts shown for "Congressional Budget Office", "Architect of the Capitol", "Library of Congress", "Government Printing Office", "General Accounting Office", "Other Legislative Branch Agencies", and "United States Tax Court", unless otherwise footnoted, represent obligated balances canceled for fiscal year 2015 pursuant to 31 U.S.C. 1553.
- 4 Includes \$174,000.00 which represents payments to the Maya Rockeymoore.
- 5 This account was not certified to Treasury in accordance with Treasury certification standards to indicate the amounts were certified with the criteria of 31 U.S.C. 1501.

Note: Pursuant to 31 U.S.C. 3513, only executive agencies are required to report their financial condition.

Footnotes

Table 1 - Appropriations and Appropriation Transfers - Legislative Branch

AID	ATA	Period of Availability	MAIN	Net Appropriations and Appropriation Transfers	Appropriation Amount	Net Appropriation Transfers	AID Involved	ATA Involved	Period of Availability Involved	MAIN Involved	Amount From or To (-)
000		20	0107	191,840.00	189,840.00	2,000.00	000		20	0108	2,000.00
000		20	0108	26,140.00	28,140.00	-2,000.00	000		20	0107	-2,000.00
000		20	0110	214,525,875.00	216,321,170.00	-1,795,295.00	000		20	0123	-265,000.00
							000		20	0127	-1,530,295.00
000		20	0123	265,000.00	0.00	265,000.00	000		20	0110	265,000.00
000		2024	0126	11,422,591.00	11,436,000.00	-13,409.00	000		2024	0172	-13,409.00
000		20	0127	1,530,295.00	0.00	1,530,295.00	000		20	0110	1,530,295.00
000		2024	0172	13,409.00	0.00	13,409.00	000		2024	0126	13,409.00
000		X	0400	43,313,164.00	43,745,000.00	-431,836.00	000		1920	0400	-431,836.00
000		1920	0400	431,836.00	0.00	431,836.00	000		X	0400	431,836.00
000		20	0400	837,612,363.00	840,551,000.00	-2,938,637.00	000		2021	0400	-2,938,637.00
000		2021	0400	512,681,378.00	511,429,000.00	1,252,378.00	000		20	0400	2,938,637.00
							000		20	0460	50,000.00
							000		X	4436	-1,317,045.00
							000		X	4509	-419,214.00
000		20	0460	11,513,000.00	11,563,000.00	-50,000.00	000		2021	0400	-50,000.00
000		X	4436	1,317,045.00	0.00	1,317,045.00	000		2021	0400	1,317,045.00
000		X	4509	419,214.00	0.00	419,214.00	000		2021	0400	419,214.00
001		2021	0100	26,000,000.00	25,000,000.00	1,000,000.00	001		2024	0123	1,000,000.00
001		2024	0123	22,100,000.00	23,100,000.00	-1,000,000.00	001		2021	0100	-1,000,000.00
001		20	0127	60,973,000.00	52,973,000.00	8,000,000.00	001		X	0137	8,000,000.00
001		X	0137	-8,000,000.00	0.00	-8,000,000.00	001		20	0127	-8,000,000.00
002		2021	0476	4,500,000.00	0.00	4,500,000.00	002		2021	0477	4,500,000.00
002		2021	0477	7,500,000.00	12,000,000.00	-4,500,000.00	002		2021	0476	-4,500,000.00
239		20	2780	3,300,000.00	0.00	3,300,000.00	014		20	1036	3,300,000.00
Total				1,751,636,150.00	1,748,336,150.00	3,300,000.00					3,300,000.00

This Page Left Blank Intentionally

Appropriations, Outlays, and Balances - Continued

Appropriation or Fund Account Title	Account Symbol				Balances, Beginning of Fiscal Year	Appropriations and Other Obligational Authority ¹	Transfers Borrowings and Investment (Net) ²	Outlays (Net)	Balances Withdrawn and Other Transactions ³	Balances, End of Fiscal Year	
	Period of Availability	ATA	AID	MAIN							SUB
Judicial Branch											
Supreme Court of the United States											
General Fund Accounts											
Salaries and Expenses, Supreme Court of the United States, The Judiciary											
Fund Resources:											
Undisbursed Funds	2020		010	0100	000	-----	89,699,000.00	-6,800.00	78,155,959.06	-----	11,536,240.94
	2019					10,491,412.05	-----	6,800.00	6,347,200.69	-----	4,151,011.36
	2018					5,421,645.28	-----	-----	57,115.63	-----	5,364,529.65
	2017					2,449,230.20	-----	-----	54,550.93	-----	2,394,679.27
	2016					3,315,305.60	-----	-----	35,416.14	-----	3,279,889.46
	2015					3,029,842.29	-----	-----	81,107.07	2,948,735.22	-----
	No Year					3,318,254.02	1,500,000.00	-----	1,018,168.51	-----	3,800,085.51
Funds Held Outside the Treasury	2020					-----	-----	6,800.00	-----	-----	6,800.00
	2019					6,800.00	-----	-6,800.00	-----	-----	-----
	Subtotal		010	0100	000	28,032,489.44	91,199,000.00	-----	85,749,518.03	2,948,735.22	30,533,236.19
Care of the Building and Grounds, Supreme Court, The Judiciary											
Fund Resources:											
Undisbursed Funds	No Year		010	0103	000	29,581,738.54	6,090,000.00	-----	6,310,831.23	-----	29,360,907.31
Transfer To:											
Architect of the Capitol	No Year	001	010	0103	000	-4,129,463.51	9,500,000.00	-----	5,169,958.29	-----	200,578.20
	Subtotal		010	0103	000	25,452,275.03	15,590,000.00	-----	11,480,789.52	-----	29,561,485.51
Total, Supreme Court of the United States						53,484,764.47	106,789,000.00	-----	97,230,307.55	2,948,735.22	60,094,721.70
United States Court of Appeals for the Federal Circuit											
General Fund Accounts											
Salaries and Expenses, United States Court of Appeals for the Federal Circuit, The Judiciary											
Fund Resources:											
Undisbursed Funds	2020		010	0510	000	-----	35,191,961.06	-----	30,418,710.35	-----	4,773,250.71
	2019					4,262,083.80	-----	-----	2,799,100.34	-----	1,462,983.46
	2018					1,373,581.45	-----	-----	528,697.47	-----	844,883.98
	2017					539,086.13	-----	-----	7,328.35	-----	531,757.78
	2016					404,750.09	-----	-----	365,378.26	-----	39,371.83
	2015					2,320,324.61	-----	-----	1,898,795.64	421,528.97	-----
	Subtotal		010	0510	000	8,899,826.08	35,191,961.06	-----	36,018,010.41	421,528.97	7,652,247.76
Total, United States Court of Appeals for the Federal Circuit						8,899,826.08	35,191,961.06	-----	36,018,010.41	421,528.97	7,652,247.76
United States Court of International Trade											
General Fund Accounts											
Salaries and Expenses, United States Court of International Trade, The Judiciary											
Fund Resources:											
Undisbursed Funds	2020		010	0400	000	-----	21,178,274.39	-----	19,303,088.20	-----	1,875,186.19
	2019					1,351,970.31	-----	-----	977,238.51	-----	374,731.80
	2018					1,468,860.90	-----	-----	310,738.94	-----	1,158,121.96

Footnotes at End of Chapter

Appropriations, Outlays, and Balances - Continued

Appropriation or Fund Account Title	Account Symbol				Balances, Beginning of Fiscal Year	Appropriations and Other Obligational Authority ¹	Transfers Borrowings and Investment (Net) ²	Outlays (Net)	Balances Withdrawn and Other Transactions ³	Balances, End of Fiscal Year
	Period of Availability	ATA	AID	MAIN						
	2017				6,831,687.72	-----	-----	5,052,774.15	-----	1,778,913.57
	2016				513,625.80	-----	-----	86,504.23	-----	427,121.57
	2015				265,268.02	-----	-----	145,069.36	120,198.66	-----
	Subtotal		010	0400	10,431,412.75	21,178,274.39	-----	25,875,413.39	120,198.66	5,614,075.09
Total, United States Court of International Trade					10,431,412.75	21,178,274.39	-----	25,875,413.39	120,198.66	5,614,075.09
Courts of Appeals, District Courts, and Other Judicial Services										
General Fund Accounts										
Salaries and Expenses, Courts of Appeals, District Courts, and Other Judicial Services, The Judiciary										
Fund Resources:										
Undisbursed Funds										
	2020		010	0920	000	-----	5,673,780,382.68	-----	5,513,877,670.52	159,902,712.16
	2019					164,537,676.46	-----	-16,945,563.00	147,592,113.46	-----
	No Year					21,156,044.64	22,946,171.00	16,945,563.00	-----	56,976,619.48
	Subtotal		010	0920	000	185,693,721.10	5,696,726,553.68	-----	5,665,540,943.14	216,879,331.64
Defender Services, Court of Appeals, District Courts, and Other Judicial Services, The Judiciary										
Fund Resources:										
Undisbursed Funds										
	No Year		010	0923	000	103,979,727.19	1,237,720,800.00	-----	1,245,363,077.62	96,337,449.57
Fees of Jurors and Commissioners, Court of Appeals, District Courts and Other Judicial Services, The Judiciary										
Fund Resources:										
Undisbursed Funds										
	No Year		010	0925	000	3,210,761.74	50,868,000.00	-----	32,290,594.92	21,788,166.82
Court Security, Court of Appeals, District Courts, and Other Judicial Services, The Judiciary										
Fund Resources:										
Undisbursed Funds										
	2020		010	0930	000	-----	91,793,000.00	-----	50,265,184.59	41,527,815.41
	2019					19,403,102.11	-----	15,912,901.19	-----	3,490,200.92
	2018					7,807,697.60	-----	90.00	-----	7,807,607.60
	2017					8,924,794.06	-----	-1,606,744.07	91,055.30	7,226,994.69
	2016					8,536,004.32	-----	-7,765,260.74	-2,688.31	773,431.89
	2015					524,832.05	-----	-525,626.53	-3,163.14	2,368.66
	No Year					13,008,428.87	-----	-8,000.00	1,163,934.45	11,836,494.42
Transfer To:										
United States Marshals Service, Justice										
	2020	015	010	0930	003	-----	547,372,000.00	-----	395,474,669.48	151,897,330.52
	2019					121,225,935.93	-----	71,340,374.96	-----	49,885,560.97
	2018					32,902,457.83	-----	12,587,150.18	-----	20,315,307.65
	2017					15,169,998.34	-----	6,002,596.76	-----	9,167,401.58
	2016					8,563,327.57	-----	2,585,283.45	-----	5,978,044.12
	2015					802,808.23	-----	-102,368.66	700,439.57	-----
	No Year					30,353,754.63	-----	10,008,000.00	4,485,510.04	35,876,244.59
	Subtotal		010	0930	000	267,223,141.54	639,165,000.00	-----	560,603,338.52	2,368.66
Special Fund Accounts										

Footnotes at End of Chapter

Appropriations, Outlays, and Balances - Continued

Appropriation or Fund Account Title	Account Symbol				Balances, Beginning of Fiscal Year	Appropriations and Other Obligational Authority ¹	Transfers Borrowings and Investment (Net) ²	Outlays (Net)	Balances Withdrawn and Other Transactions ³	Balances, End of Fiscal Year	
	Period of Availability	ATA	AID	MAIN							SUB
Filing Fees, The Judiciary Fund Resources: Undisbursed Funds	No Year		010	5100	000	739,053,804.12	184,980,245.73	-----	255,045,287.08	-----	668,988,762.77
Registry Administration Account, The Judiciary Fund Resources: Undisbursed Funds	No Year		010	5101	000	-----	1,781,165.99	-----	1,781,165.99	-----	-----
Judicial Information Technology Fund, The Judiciary Fund Resources: Undisbursed Funds	No Year		010	5114	000	609,048,836.29	664,084,134.23	-----	695,600,095.84	-----	577,532,874.68
Total, Courts of Appeals, District Courts, and Other Judicial Services						1,908,209,991.98	8,475,325,899.63	-----	8,456,224,503.11	2,368.66	1,927,309,019.84
Administrative Office of the United States Courts											
General Fund Accounts											
Salaries and Expenses, Administrative Office of the United States Courts, The Judiciary Fund Resources: Undisbursed Funds	2020		010	0927	000	-----	94,261,000.00	-----	94,261,000.00	-----	-----
	2015					3,103,549.66	-----	-----	3,103,549.66	-----	-----
	No Year					1,005.36	-----	-----	-----	1,005.36	-----
	Subtotal		010	0927	000	3,104,555.02	94,261,000.00	-----	97,364,549.66	1,005.36	- 0 -
Total, Administrative Office of the United States Courts						3,104,555.02	94,261,000.00	-----	97,364,549.66	1,005.36	-----
Federal Judicial Center											
General Fund Accounts											
Salaries and Expenses, Federal Judicial Center, The Judiciary Fund Resources: Undisbursed Funds	2020-2021		010	0928	000	-----	1,800,000.00	-----	43,040.00	-----	1,756,960.00
	2020					-----	27,114,200.00	-----	23,054,007.76	-----	4,060,192.24
	2019-2020					1,799,127.52	-----	-----	1,440,314.77	-----	358,812.75
	2019					2,800,427.55	-----	-----	2,391,571.39	-----	408,856.16
	2018-2019					136,058.33	-----	-----	16,657.85	-----	119,400.48
	2018					226,642.03	-----	-----	17,189.50	-----	209,452.53
	2017-2018					78,302.56	-----	-----	-----	-----	78,302.56
	2017					173,616.14	-----	-----	-----	-----	173,616.14
	2016-2017					57,677.93	-----	-----	-----	-----	57,677.93
	2016					177,836.25	-----	-----	11,391.92	-----	166,444.33
	2015-2016					43,394.89	-----	-----	-----	-----	43,394.89
	2015					114,464.41	-----	-----	-----	114,464.41	-----
	2014-2015					22,945.92	-----	-----	-----	22,945.92	-----
	Subtotal		010	0928	000	5,630,493.53	28,914,200.00	-----	26,974,173.19	137,410.33	7,433,110.01
Total, Federal Judicial Center						5,630,493.53	28,914,200.00	-----	26,974,173.19	137,410.33	7,433,110.01
Judicial Retirement Funds											
General Fund Accounts											

Footnotes at End of Chapter

Appropriations, Outlays, and Balances - Continued

Appropriation or Fund Account Title	Account Symbol				Balances, Beginning of Fiscal Year	Appropriations and Other Obligational Authority ¹	Transfers Borrowings and Investment (Net) ²	Outlays (Net)	Balances Withdrawn and Other Transactions ³	Balances, End of Fiscal Year
	Period of Availability	ATA	AID	MAIN SUB						
Payment to Judiciary Trust Funds, Judicial Retirement Funds, The Judiciary Fund Resources:										
Undisbursed Funds	2020		010	0941 000	----- 240,100,000.00	----- 240,100,000.00	----- 240,100,000.00	----- 240,100,000.00	----- -----	----- -----
Trust Fund Accounts										
Judicial Survivors Annuity Fund, The Judiciary Fund Resources:										
Undisbursed Funds	No Year		010	8110 000	2,330,584.24	59,390,653.29	-27,265,098.06	32,096,408.29	-----	2,359,731.18
Unrealized Discount on Investments					-3,995,279.94	-----	580,212.06	-----	-----	-3,415,067.88
Investments in US Treasury Securities					523,699,441.82	-----	26,684,886.00	-----	-----	550,384,327.82
Subtotal			010	8110 000	522,034,746.12	59,390,653.29	-----	32,096,408.29	-----	549,328,991.12
Judicial Officers Retirement Fund, The Judiciary Fund Resources:										
Undisbursed Funds	No Year		010	8122 000	10,448,782.42	234,351,345.94	-113,763,979.49	120,671,153.22	-----	10,364,995.65
Unrealized Discount on Investments					-8,441,090.94	-----	2,659,539.12	-----	-----	-5,781,551.82
Investments in US Treasury Securities					742,431,319.53	-----	111,104,440.37	-----	-----	853,535,759.90
Subtotal			010	8122 000	744,439,011.01	234,351,345.94	0.00	120,671,153.22	-----	858,119,203.73
Claims Court Judges Retirement Fund, The Judiciary Fund Resources:										
Undisbursed Funds	No Year		010	8124 000	391,451.23	5,372,510.62	-894,634.22	4,481,233.77	-----	388,093.86
Unrealized Discount on Investments					-471,871.60	-----	158,189.86	-----	-----	-313,681.74
Investments in US Treasury Securities					38,020,736.16	-----	736,444.36	-----	-----	38,757,180.52
Subtotal			010	8124 000	37,940,315.79	5,372,510.62	-----	4,481,233.77	-----	38,831,592.64
Total, Judicial Retirement Funds					1,304,414,072.92	539,214,509.85	0.00	397,348,795.28	-----	1,446,279,787.49
United States Sentencing Commission										
General Fund Accounts										
Salaries and Expenses, United States Sentencing Commission, The Judiciary Fund Resources:										
Undisbursed Funds	2020		010	0938 000	----- 19,670,000.00	----- 19,670,000.00	----- -----	15,378,524.04	----- -----	4,291,475.96
	2019				3,988,316.79	-----	-----	3,505,045.01	-----	483,271.78
	2018				291,381.72	-----	-----	74,694.99	-----	216,686.73
	2017				189,991.21	-----	-----	40.60	-----	189,950.61
	2016				292,841.06	-----	-----	-----	-----	292,841.06
	2015				271,836.10	-----	-----	-----	271,836.10	-----
	No Year				835.55	-----	-----	-----	-----	835.55
Subtotal			010	0938 000	5,035,202.43	19,670,000.00	-----	18,958,304.64	271,836.10	5,475,061.69
Total, United States Sentencing Commission					5,035,202.43	19,670,000.00	-----	18,958,304.64	271,836.10	5,475,061.69
Deductions for Offsetting Receipts										
Proprietary Receipts from the Public					-----	-157,427,859.86	-----	-157,427,859.86	-----	-----
Intrabudgetary Receipts Deducted by Agency					-----	-747,656,034.89	-----	-747,656,034.89	-----	-----
Total, Offsetting Receipts					-----	-905,083,894.75	-----	-905,083,894.75	-----	-----

Footnotes at End of Chapter

Appropriations, Outlays, and Balances - Continued

Appropriation or Fund Account	Account Symbol					Balances, Beginning of Fiscal Year	Appropriations and Other Obligational Authority ¹	Transfers Borrowings and Investment (Net) ²	Outlays (Net)	Balances Withdrawn and Other Transactions ³	Balances, End of Fiscal Year
Title	Period of Availability	ATA	AID	MAIN	SUB						
Total, Judicial Branch						3,299,210,319.18	8,415,460,950.18	0.00	8,250,910,162.48	3,903,083.30	3,459,858,023.58

Appropriations, Outlays, and Balances - Continued

Footnotes

- 1 The amounts in this column, unless otherwise footnoted, represent appropriations, increases and rescissions in borrowing authority or new contract authority. Appropriation accounts with appropriation transfer activity are presented in Table 1 (Appropriations and Appropriation Transfers) at the end of this chapter.
- 2 The amounts in this column, unless otherwise footnoted, represent transfers - other than appropriation transfers, borrowings (gross), investments (net), unrealized discounts or funds held outside the Treasury.
- 3 The amounts in this column, unless otherwise footnoted, represent obligated balances canceled for fiscal year 2015 pursuant to 31 U.S.C. 1553 and adjustments to borrowing and contract authority.

Note: Pursuant to 31 U.S.C. 3513, only executive agencies are required to report their financial condition.

Footnotes

Table 1 - Appropriations and Appropriation Transfers - Judicial Branch

AID	ATA	Period of Availability	MAIN	Net Appropriations and Appropriation Transfers	Appropriation Amount	Net Appropriation Transfers	AID Involved	ATA Involved	Period of Availability Involved	MAIN Involved	Amount From or To (-)
010	001	X	0103	9,500,000.00	0.00	9,500,000.00	010		X	0103	9,500,000.00
010		X	0103	6,090,000.00	15,590,000.00	-9,500,000.00	010	001	X	0103	-9,500,000.00
010		20	0510	35,191,961.06	35,816,961.06	-625,000.00	010		X	0923	-625,000.00
010		X	0920	22,946,171.00	0.00	22,946,171.00	010		20	0920	22,946,171.00
010		20	0920	5,673,780,382.68	5,694,049,553.68	-20,269,171.00	010		X	0920	-22,946,171.00
							010		X	0925	2,677,000.00
010		X	0923	1,237,720,800.00	1,235,574,000.00	2,146,800.00	010		20	0510	625,000.00
							010		20	0928	1,521,800.00
010		X	0925	50,868,000.00	53,545,000.00	-2,677,000.00	010		20	0920	-2,677,000.00
010		20	0928	27,114,200.00	28,636,000.00	-1,521,800.00	010		X	0923	-1,521,800.00
010		20	0930	91,793,000.00	639,165,000.00	-547,372,000.00	010	015	20	0930	-547,372,000.00
010	015	20	0930	547,372,000.00	0.00	547,372,000.00	010		20	0930	547,372,000.00
Total				7,702,376,514.74	7,702,376,514.74	-----					-----

This Page Left Blank Intentionally

Appropriations, Outlays, and Balances - Continued

Appropriation or Fund Account Title	Account Symbol				Balances, Beginning of Fiscal Year	Appropriations and Other Obligational Authority ¹	Transfers Borrowings and Investment (Net) ²	Outlays (Net)	Balances Withdrawn and Other Transactions ³	Balances, End of Fiscal Year	
	Period of Availability	ATA	AID	MAIN							SUB
Department of Agriculture											
Office of the Secretary											
General Fund Accounts											
Office of the Secretary, Agriculture											
Fund Resources:											
Undisbursed Funds	2020-2022		012	0115	000	-----	1,353,537,358.79	-----	639,825,547.38	-----	713,711,811.41
	2019-2021					3,005,442,000.00	-----	-----	1,955,297,710.59	-----	1,050,144,289.41
	2020					-----	4,060,739,000.00	-----	2,500,575,755.36	-----	1,560,163,244.64
	2018-2020					1,563,727,640.24	-1,353,537,358.79	-----	42,459,360.03	-----	167,730,921.42
	2019					18,127,882.80	-----	-----	4,522,574.07	-----	13,605,308.73
	2018					3,699,360.82	-----	-----	1,397,800.63	-----	2,301,560.19
	2017					1,924,876.07	-----	-----	453,104.58	-----	1,471,771.49
	2016					1,990,580.33	-----	-770,000.00	112,827.96	-----	1,107,752.37
	2015					2,266,402.37	-----	-1,496,029.00	-65,776.65	836,150.02	-----
	No Year					866,838.78	30,000,000,000.00	-----	10,689,451,369.81	-----	19,311,415,468.97
	Subtotal		012	0115	000	4,598,045,581.41	34,060,739,000.00	-2,266,029.00	15,834,030,273.76	836,150.02	22,821,652,128.63
Office of the Under Secretary for Research, Education and Economics, Agriculture											
Fund Resources:											
Undisbursed Funds	2020		012	0124	000	-----	1,200,000.00	-----	682,554.13	-----	517,445.87
	2019					-1,725,272.02	-----	-----	-1,614,202.99	-----	⁵ -111,069.03
	2018					-241,318.40	-----	-----	-398,083.61	-----	156,765.21
	2017					-27,863.65	-----	-----	1,577.74	-----	⁵ -29,441.39
	2016					34,151.59	-----	-----	-49.90	-----	34,201.49
	2015					61,653.21	-----	-53,000.00	5.96	8,647.25	-----
	Subtotal		012	0124	000	-1,898,649.27	1,200,000.00	-53,000.00	-1,328,198.67	8,647.25	567,902.15
Office of the Under Secretary for Marketing and Regulatory Programs, Cooperative State Research, Education, and Extension Service, Agriculture											
Fund Resources:											
Undisbursed Funds	2020		012	0125	000	-----	800,000.00	-----	660,057.86	-----	139,942.14
	2019					167,749.61	-----	-----	55,924.32	-----	111,825.29
	2018					5,892.23	-----	-----	54.43	-----	5,837.80
	2017					55,301.51	-----	-----	936.47	-----	54,365.04
	2016					29,123.16	-----	-----	-29.05	-----	29,152.21
	2015					40,408.03	-----	-34,000.00	5.96	6,402.07	-----
	Subtotal		012	0125	000	298,474.54	800,000.00	-34,000.00	716,949.99	6,402.07	341,122.48
Office of the Under Secretary for Farm and Foreign Agricultural Services, Agriculture											
Fund Resources:											
Undisbursed Funds	2020		012	0126	000	-----	701,000.00	-----	641,882.53	-----	59,117.47
	2019					133,070.02	-----	-----	32,274.29	-----	100,795.73
	2018					91,456.22	-----	-----	54.44	-----	91,401.78
	2017					138,350.92	-----	-----	712.82	-----	137,638.10
	2016					19,768.00	-----	-----	-21.93	-----	19,789.93

Footnotes at End of Chapter

Appropriations, Outlays, and Balances - Continued

Appropriation or Fund Account Title	Account Symbol				Balances, Beginning of Fiscal Year	Appropriations and Other Obligational Authority ¹	Transfers Borrowings and Investment (Net) ²	Outlays (Net)	Balances Withdrawn and Other Transactions ³	Balances, End of Fiscal Year
	Period of Availability	ATA	AID	MAIN						
	2015				46,711.16	-----	-40,000.00	5.96	6,705.20	-----
	Subtotal		012	0126	429,356.32	701,000.00	-40,000.00	674,908.11	6,705.20	408,743.01
Office of the Under Secretary for Rural Development, Agriculture Fund Resources:										
Undisbursed Funds	2020		012	0127	-----	800,000.00	-----	423,919.71	-----	376,080.29
	2017				32,637.25	-----	-----	1,719.19	-----	30,918.06
	2016				18,500.46	-----	-----	-58.17	-----	18,558.63
	2015				44,432.94	-----	-36,000.00	5.75	8,427.19	-----
	Subtotal		012	0127	95,570.65	800,000.00	-36,000.00	425,586.48	8,427.19	425,556.98
Office of the Assistant Secretary for Natural Resources and Environment, Agriculture Fund Resources:										
Undisbursed Funds	2020		012	0128	-----	736,767.00	-----	643,671.84	-----	93,095.16
	2019				136,582.49	-----	-----	40,806.12	-----	95,776.37
	2018				92,110.75	-----	-----	8,905.68	-----	83,205.07
	2017				38,892.19	-----	-----	1,006.36	-----	37,885.83
	2016				49,161.66	-----	-----	-31.26	-----	49,192.92
	2015				49,899.14	-----	-48,348.57	5.96	1,544.61	-----
	Subtotal		012	0128	366,646.23	736,767.00	-48,348.57	694,364.70	1,544.61	359,155.35
Office of the Under Secretary for Food, Nutrition and Consumer Services, Agriculture Fund Resources:										
Undisbursed Funds	2020		012	0129	-----	800,000.00	-----	606,659.56	-----	193,340.44
	2019				128,778.84	-----	-----	35,908.78	-----	92,870.06
	2018				148,090.26	-----	-----	54.41	-----	148,035.85
	2017				137,193.41	-----	-----	866.51	-----	136,326.90
	2016				24,367.38	-----	-----	-26.90	-----	24,394.28
	2015				65,103.79	-----	-60,419.83	5.96	4,678.00	-----
	Subtotal		012	0129	503,533.68	800,000.00	-60,419.83	643,468.32	4,678.00	594,967.53
Office of the Assistant Secretary for Civil Rights, Agriculture Fund Resources:										
Undisbursed Funds	2020		012	0130	-----	891,000.00	-----	599,787.36	-----	291,212.64
	2019				140,738.48	-----	-----	25,376.19	-----	115,362.29
	2018				134,306.99	-----	-----	6,170.97	-----	128,136.02
	2017				149,745.04	-----	-----	572.86	-----	149,172.18
	2016				43,319.71	-----	-----	-17.80	-----	43,337.51
	2015				81,236.75	-----	-71,000.00	5.68	10,231.07	-----
	Subtotal		012	0130	549,346.97	891,000.00	-71,000.00	631,895.26	10,231.07	727,220.64
Office of the Under Secretary for Trade and Foreign Agricultural Affairs, Office of the Secretary, Agriculture Fund Resources:										
Undisbursed Funds	2020		012	0176	-----	875,000.00	-----	723,002.78	-----	151,997.22
	2019				121,717.49	-----	-----	46,902.40	-----	74,815.09
	2018				90,008.52	-----	-----	-----	-----	90,008.52

Footnotes at End of Chapter

Appropriations, Outlays, and Balances - Continued

Appropriation or Fund Account Title	Account Symbol				Balances, Beginning of Fiscal Year	Appropriations and Other Obligational Authority ¹	Transfers Borrowings and Investment (Net) ²	Outlays (Net)	Balances Withdrawn and Other Transactions ³	Balances, End of Fiscal Year
	Period of Availability	ATA	AID	MAIN SUB						
Subtotal		012	0176	000	211,726.01	875,000.00	-----	769,905.18	-----	316,820.83
Office of Codex Alimentarius, Office of the Secretary, Agriculture Fund Resources:										
Undisbursed Funds	2020	012	0177	000	-----	4,775,000.00	-----	1,720,128.45	-----	3,054,871.55
	2019				2,286,958.48	-----	-----	1,050,134.48	-----	1,236,824.00
	2018				702,057.15	-----	-----	8,209.58	-----	693,847.57
Subtotal		012	0177	000	2,989,015.63	4,775,000.00	-----	2,778,472.51	-----	4,985,543.12
Outreach for Socially Disadvantaged Farmers, National Institute of Food and Agriculture, Agriculture Fund Resources:										
Undisbursed Funds	No Year	012	0601	000	1,418,649.07	-----	-----	-----	-----	1,418,649.07
Office of the Under Secretary for Food Safety, Agriculture Fund Resources:										
Undisbursed Funds	2020	012	3701	000	-----	800,000.00	-----	511,183.68	-----	288,816.32
	2019				164,627.97	-----	-----	49,311.98	-----	115,315.99
	2018				90,694.90	-----	-----	54.41	-----	90,640.49
	2017				201,635.16	-----	-----	573.05	-----	201,062.11
	2016				108,130.14	-----	-----	-17.76	-----	108,147.90
	2015				121,901.34	-----	-107,000.00	5.76	14,895.58	-----
Subtotal		012	3701	000	686,989.51	800,000.00	-107,000.00	561,111.12	14,895.58	803,982.81
Trust Fund Accounts										
Gifts and Bequests, Agriculture Fund Resources:										
Undisbursed Funds	No Year	012	8203	000	5,123,283.22	551,909.10	-----	604,153.82	-----	5,071,038.50
Total, Office of the Secretary					4,608,819,523.97	34,073,669,676.10	-2,715,797.40	15,841,202,890.58	897,680.99	22,837,672,831.10
Executive Operations										
General Fund Accounts										
Expenses, Common Computing Environment, Agriculture Fund Resources:										
Undisbursed Funds	No Year	012	0113	000	254,537.05	-----	-----	-22,104.29	-----	276,641.34
Office of the Chief Economist, Executive Operations, Agriculture Fund Resources:										
Undisbursed Funds	2020	012	0123	000	-----	24,413,000.00	-----	12,432,713.20	-----	11,980,286.80
	2019				8,771,248.50	-----	-----	4,790,691.66	-----	3,980,556.84
	2018				2,506,173.92	-----	-----	1,884,329.33	-----	621,844.59
	2017-2018				1,233,768.38	-----	-----	891,834.12	-----	341,934.26
	2017				667,753.84	-----	-----	73,560.75	-----	594,193.09
	2016-2017				53,977.89	-----	-----	50,000.00	-----	3,977.89
	2016				655,389.49	-----	-----	-567.84	-----	655,957.33
	2015				902,262.72	-----	-384,513.87	23,526.67	494,222.18	-----
	No Year				-----	-----	500,000.00	-----	-----	500,000.00
Subtotal		012	0123	000	14,790,574.74	24,413,000.00	115,486.13	20,146,087.89	494,222.18	18,678,750.80

Footnotes at End of Chapter

Appropriations, Outlays, and Balances - Continued

Appropriation or Fund Account Title	Account Symbol				Balances, Beginning of Fiscal Year	Appropriations and Other Obligational Authority ¹	Transfers Borrowings and Investment (Net) ²	Outlays (Net)	Balances Withdrawn and Other Transactions ³	Balances, End of Fiscal Year	
	Period of Availability	ATA	AID	MAIN							SUB
Nonrecurring Expenses Fund, Office of the Chief Financial Officer, Agriculture Fund Resources: Undisbursed Funds	No Year		012	0133	000	-----	-----	107,376,049.74	-----	-----	107,376,049.74
Office of Budget and Program Analysis, Executive Operations, Agriculture Fund Resources: Undisbursed Funds	2020		012	0503	000	-----	9,525,000.00	-----	8,114,306.34	-----	1,410,693.66
	2019					1,434,239.30	-----	-----	1,220,588.57	-----	213,650.73
	2018					568,741.56	-----	-----	3,280.93	-----	565,460.63
	2017					524,109.30	-----	-----	3,764.70	-----	520,344.60
	2016					1,500,495.62	-----	-----	-684.12	-----	1,501,179.74
	2015					1,691,888.42	-----	-1,600,000.00	33.78	91,854.64	-----
	Subtotal		012	0503	000	5,719,474.20	9,525,000.00	-1,600,000.00	9,341,290.20	91,854.64	4,211,329.36
Office of Hearings and Appeals Division, Executive Operations, Agriculture Fund Resources: Undisbursed Funds	2020		012	0706	000	-----	15,222,000.00	-----	12,668,788.36	-----	2,553,211.64
	2019					2,762,274.69	-----	-----	1,847,086.31	-----	915,188.38
	2018					1,075,770.36	-----	-----	74,716.91	-----	1,001,053.45
	2017					147,488.33	-----	-----	3,856.18	-----	143,632.15
	2016					214,535.47	-----	-----	43.93	-----	214,491.54
	2015					240,682.09	-----	-227,000.00	59.57	13,622.52	-----
	Subtotal		012	0706	000	4,440,750.94	15,222,000.00	-227,000.00	14,594,551.26	13,622.52	4,827,577.16
Intragovernmental Funds											
Working Capital Fund, Agriculture Fund Resources: Undisbursed Funds	No Year		012	4609	000	413,432,551.23	12,252,202.00	7,000,000.00	-35,273,511.30	-----	467,958,264.53
Total, Executive Operations						438,637,888.16	61,412,202.00	112,664,535.87	8,786,313.76	599,699.34	603,328,612.93
Office of Civil Rights											
General Fund Accounts											
Office of Civil Rights, Agriculture Fund Resources: Undisbursed Funds	2020		012	3800	000	-----	24,006,000.00	-----	18,757,101.35	-----	5,248,898.65
	2019					3,561,241.36	-----	-----	3,174,695.48	-----	386,545.88
	2018					747,596.94	-----	-----	81,429.77	-----	666,167.17
	2017					294,871.03	-----	-----	82,156.61	-----	212,714.42
	2016					611,574.63	-----	-----	23,912.37	-----	587,662.26
	2015					625,928.09	-----	-300,000.00	14,801.09	311,127.00	-----
	Subtotal		012	3800	000	5,841,212.05	24,006,000.00	-300,000.00	22,134,096.67	311,127.00	7,101,988.38
Total, Office of Civil Rights						5,841,212.05	24,006,000.00	-300,000.00	22,134,096.67	311,127.00	7,101,988.38
Office of Inspector General											
General Fund Accounts											

Footnotes at End of Chapter

Appropriations, Outlays, and Balances - Continued

Appropriation or Fund Account Title	Account Symbol				Balances, Beginning of Fiscal Year	Appropriations and Other Obligational Authority ¹	Transfers Borrowings and Investment (Net) ²	Outlays (Net)	Balances Withdrawn and Other Transactions ³	Balances, End of Fiscal Year	
	Period of Availability	ATA	AID	MAIN							SUB
Office of Inspector General, Agriculture Fund Resources:											
Undisbursed Funds	2020-2021		012	0900	000	----- 750,000.00	-----	587,941.23	-----	162,058.77	
	2020					----- 98,208,000.00	-----	80,508,778.14	-----	17,699,221.86	
	2019					16,815,473.87	-----	11,791,862.03	-----	5,023,611.84	
	2018					4,679,515.51	-----	1,028,915.91	-----	3,650,599.60	
	2017					3,866,429.59	-----	98,144.98	-----	3,768,284.61	
	2016					3,203,943.62	-----	7,782.60	-----	3,196,161.02	
	2015					2,644,838.89	-----	-2,250,000.00	353,023.29	-----	
	No Year					2,712,955.17	-----	2,056,163.45	-----	656,791.72	
	Subtotal		012	0900	000	33,923,156.65	98,958,000.00	-2,250,000.00	96,121,403.94	353,023.29	34,156,729.42
Special Fund Accounts											
Inspector General Assets Forfeiture, Justice Fund Resources:											
Undisbursed Funds	No Year		012	5410	000	11,679,913.74	-----	746,413.16	-----	10,933,500.58	
Inspector General Assets Forfeiture, Treasury Fund Resources:											
Undisbursed Funds	No Year		012	5411	000	4,600,705.86	-----	-52,152.40	-----	4,652,858.26	
Total, Office of Inspector General						50,203,776.25	98,958,000.00	-2,250,000.00	96,815,664.70	353,023.29	49,743,088.26
Office of the General Counsel											
General Fund Accounts											
Office of Ethics, Agriculture Fund Resources:											
Undisbursed Funds	2020		012	0136	000	----- 3,986,000.00	-----	3,651,108.31	-----	334,891.69	
	2019					-49,547.05	-----	-220,887.77	-----	171,340.72	
	2018					345,136.81	-----	53,181.15	-----	291,955.66	
	2017					176,525.08	-----	10,374.01	-----	166,151.07	
	2016					747,150.26	-----	87.11	-----	747,063.15	
	2015					855,054.84	-----	-826,045.00	28,992.69	-----	
	Subtotal		012	0136	000	2,074,319.94	3,986,000.00	-826,045.00	3,493,879.96	28,992.69	1,711,402.29
Office of the General Counsel, Agriculture Fund Resources:											
Undisbursed Funds	2020		012	2300	000	----- 44,771,000.00	-----	39,700,995.23	-----	5,070,004.77	
	2019					5,506,009.84	-----	4,037,709.65	-----	1,468,300.19	
	2018					696,257.30	-----	90,648.32	-----	605,608.98	
	2017					383,380.79	-----	17,223.37	-----	366,157.42	
	2016					394,716.28	-----	-7,493.75	-----	402,210.03	
	2015					979,185.47	-----	-470,924.00	507,321.14	-----	
	Subtotal		012	2300	000	7,959,549.68	44,771,000.00	-470,924.00	43,840,023.15	507,321.14	7,912,281.39
Total, Office of the General Counsel						10,033,869.62	48,757,000.00	-1,296,969.00	47,333,903.11	536,313.83	9,623,683.68
Economic Research Service											
General Fund Accounts											

Footnotes at End of Chapter

Appropriations, Outlays, and Balances - Continued

Appropriation or Fund Account Title	Account Symbol				Balances, Beginning of Fiscal Year	Appropriations and Other Obligational Authority ¹	Transfers Borrowings and Investment (Net) ²	Outlays (Net)	Balances Withdrawn and Other Transactions ³	Balances, End of Fiscal Year
	Period of Availability	ATA	AID	MAIN						
Economic Research Service, Agriculture Fund Resources:										
Undisbursed Funds	2020		012	1701	000	----- 84,757,000.00	-----	54,388,943.16	-----	30,368,056.84
	2019					20,302,528.81	-----	11,482,150.94	-----	8,820,377.87
	2018					5,564,392.65	-----	2,084,352.30	-----	3,480,040.35
	2017					3,795,946.03	-----	960,191.21	-----	2,835,754.82
	2016					1,922,285.47	-----	252,652.19	-----	1,669,633.28
	2015					1,097,989.24	-500,000.00	223,436.59	374,552.65	-----
	No Year					500,000.00	-----	-----	-----	500,000.00
	Subtotal		012	1701	000	33,183,142.20	-500,000.00	69,391,726.39	374,552.65	47,673,863.16
Trust Fund Accounts										
Miscellaneous Contributed Funds, Economic Research Service, Agriculture Fund Resources:										
Undisbursed Funds	No Year		012	8227	000	1,080.46	-----	-----	-----	1,080.46
Total, Economic Research Service						33,184,222.66	-500,000.00	69,391,726.39	374,552.65	47,674,943.62
National Agricultural Statistics Service										
General Fund Accounts										
National Agricultural Statistics Service, Agriculture Fund Resources:										
Undisbursed Funds	2020		012	1801	000	----- 134,994,000.00	-----	106,232,625.22	-----	28,761,374.78
	2019					20,480,581.84	-----	19,039,968.64	-----	1,440,613.20
	2018					471,460.00	-----	320,993.36	-----	150,466.64
	2017					128,850.63	-----	139,257.05	-----	⁵ -10,406.42
	2016					10,434.54	-----	-8,438.93	-----	18,873.47
	2015					5,730.03	-----	3,800.00	1,930.03	-----
	No Year					19,182,121.99	45,300,000.00	39,671,456.50	-----	24,810,665.49
	Subtotal		012	1801	000	40,279,179.03	180,294,000.00	165,399,661.84	1,930.03	55,171,587.16
Trust Fund Accounts										
Miscellaneous Contributed Funds, National Agricultural Statistics Service, Agriculture Fund Resources:										
Undisbursed Funds	No Year		012	8218	000	55,400.00	42,900.00	98,300.00	-----	-----
Total, National Agricultural Statistics Service						40,334,579.03	180,336,900.00	165,497,961.84	1,930.03	55,171,587.16
Agricultural Research Service										
General Fund Accounts										
Salaries and Expenses, Agricultural Research Service, Agriculture Fund Resources:										
Undisbursed Funds	2020		012	1400	000	----- 1,401,326,000.00	-----	866,102,853.48	-----	535,223,146.52
	2019					445,358,075.28	-----	296,399,476.47	-----	148,958,598.81
	2018					113,906,898.40	-----	72,176,153.31	-----	41,730,745.09
	2017					24,182,256.02	-----	14,174,239.02	-----	10,008,017.00
	2016					16,745,425.91	-4,500,000.00	3,386,048.74	-----	8,859,377.17

Footnotes at End of Chapter

Appropriations, Outlays, and Balances - Continued

Appropriation or Fund Account Title	Account Symbol				Balances, Beginning of Fiscal Year	Appropriations and Other Obligational Authority ¹	Transfers Borrowings and Investment (Net) ²	Outlays (Net)	Balances Withdrawn and Other Transactions ³	Balances, End of Fiscal Year	
	Period of Availability	ATA	AID	MAIN							SUB
	2015				7,142,736.66	-----	-2,000,000.00	3,155,916.40	1,986,820.26	-----	
	No Year				19,373,265.22	13,100,000.00	-----	8,514,900.75	-----	23,958,364.47	
	Subtotal		012	1400	000	626,708,657.49	1,414,426,000.00	-6,500,000.00	1,263,909,588.17	1,986,820.26	768,738,249.06
Buildings and Facilities, Agricultural Research Service, Agriculture Fund Resources:											
Undisbursed Funds	No Year		012	1401	000	827,443,310.79	192,700,000.00	-----	66,046,031.36	-----	954,097,279.43
Special Fund Accounts											
Concessions Fees and Volunteer Services, Agricultural Research Service, Agriculture Fund Resources:											
Undisbursed Funds	No Year		012	5279	000	754,473.41	51,329.95	-----	7,109.68	-----	798,693.68
Trust Fund Accounts											
Miscellaneous Contributed Funds, Agricultural Research Service, Agriculture Fund Resources:											
Undisbursed Funds	No Year		012	8214	000	32,458,507.39	20,130,407.93	-----	18,339,785.04	-----	34,249,130.28
Total, Agricultural Research Service						1,487,364,949.08	1,627,307,737.88	-6,500,000.00	1,348,302,514.25	1,986,820.26	1,757,883,352.45
National Institute of Food and Agriculture											
General Fund Accounts											
Extension Activities, National Institute of Food and Agriculture, Agriculture Fund Resources:											
Undisbursed Funds	2020-2021		012	0502	000	-----	28,525,000.00	-----	973,473.00	-----	27,551,527.00
	2020					-----	553,753,000.00	-----	137,953,832.97	-----	415,799,167.03
	2019-2020					14,380,000.00	-----	-----	827,247.51	-----	13,552,752.49
	2019					424,486,365.25	-----	-----	232,742,186.26	-----	191,744,178.99
	2018-2019					8,450,229.62	-----	-----	3,685,008.66	-----	4,765,220.96
	2018					140,608,483.70	-----	-----	87,055,147.97	-----	53,553,335.73
	2017-2018					4,479,471.09	-----	-----	1,959,476.20	-----	2,519,994.89
	2017					47,502,924.57	-----	-----	33,569,561.18	-----	13,933,363.39
	2016-2017					850,224.00	-----	-----	850,224.00	-----	-----
	2016					13,146,547.97	-----	-----	4,030,437.33	-----	9,116,110.64
	2015-2016					15,000.00	-----	-----	-----	-----	15,000.00
	2015					4,160,023.62	-----	-3,490,466.44	308,808.35	360,748.83	-----
	2014-2015					1,984,265.24	-----	-----	834,460.89	1,149,804.35	-----
	No Year					193,745,283.73	20,500,000.00	-----	44,003,969.96	-----	170,241,313.77
	Subtotal		012	0502	000	853,808,818.79	602,778,000.00	-3,490,466.44	548,793,834.28	1,510,553.18	902,791,964.89
Biomass Research and Development, National Institute of Food and Agriculture, Agriculture Fund Resources:											
Undisbursed Funds	No Year		012	1003	000	9,520,436.96	-----	-----	2,477,272.57	-----	7,043,164.39
Research and Education Activities, National Institute of Food and											

Footnotes at End of Chapter

Appropriations, Outlays, and Balances - Continued

Appropriation or Fund Account Title	Account Symbol				Balances, Beginning of Fiscal Year	Appropriations and Other Obligational Authority ¹	Transfers Borrowings and Investment (Net) ²	Outlays (Net)	Balances Withdrawn and Other Transactions ³	Balances, End of Fiscal Year	
	Period of Availability	ATA	AID	MAIN							SUB
Agriculture, Agriculture Fund Resources: Undisbursed Funds	2020-2021		012	1500	000	----- 6,000,000.00	-----	-----	-----	6,000,000.00	
	2020					----- 487,256,000.00	-----	147,592,033.35	-----	339,663,966.65	
	2019-2020					5,000,000.00	-----	1,435,303.82	-----	3,564,696.18	
	2019					309,851,140.98	-----	209,088,656.93	-----	100,762,484.05	
	2018					73,750,122.95	-----	33,148,925.22	-----	40,601,197.73	
	2017					30,394,023.66	-----	11,367,185.61	-----	19,026,838.05	
	2016					15,398,767.88	-----	6,034,610.40	-----	9,364,157.48	
	2015					7,912,309.55	-3,390,625.79	3,671,787.30	849,896.46	-----	
	No Year					1,484,148,095.11	-----	309,030,899.78	-----	1,656,757,195.33	
	Subtotal		012	1500	000	1,926,454,460.13	-3,390,625.79	721,369,402.41	849,896.46	2,175,740,535.47	
Buildings and Facilities, National Institute of Food and Agriculture, Agriculture Fund Resources: Undisbursed Funds	No Year		012	1501	000	538,386.36	-----	-----	-----	538,386.36	
Integrated Activities, National Institute of Food and Agriculture, Agriculture Fund Resources: Undisbursed Funds	2020-2021		012	1502	000	----- 102,100,000.00	-----	295,838.46	-----	101,804,161.54	
	2020					----- 30,000,000.00	-----	1,348,221.43	-----	28,651,778.57	
	2019-2020					8,000,000.00	-----	4,974,735.03	-----	3,025,264.97	
	2019					119,944,463.00	-----	15,512,289.44	-----	104,432,173.56	
	2018-2019					2,817,711.98	-----	2,227,281.14	-----	590,430.84	
	2018					72,012,439.59	-----	28,906,405.81	-----	43,106,033.78	
	2017-2018					305,095.56	-----	176,833.49	-----	128,262.07	
	2017					42,366,004.48	-----	16,412,533.93	-----	25,953,470.55	
	2016-2017					12,540.58	-----	-----	-----	12,540.58	
	2016					25,115,167.55	-----	12,333,215.00	-----	12,781,952.55	
	2015-2016					57,245.94	-----	-----	-----	57,245.94	
	2015					14,033,034.90	-62,841.54	11,386,467.48	-----	⁶ 2,583,725.88	
	2014-2015					54,415.63	-----	-----	54,415.63	-----	
	No Year					69,042,307.39	-----	16,625,627.62	-----	52,416,679.77	
	Subtotal		012	1502	000	353,760,426.60	-62,841.54	110,199,448.83	54,415.63	375,543,720.60	
Special Fund Accounts											
Native American Institutions Endowment Fund, Agriculture Fund Resources: Undisbursed Funds	No Year		012	5205	000	14,783,507.31	16,914,120.32	-11,669,126.69	5,486,595.21	-----	14,541,905.73
Unrealized Discount on Investments						-1,286,715.70	-----	-202,586.11	-----	-----	-1,489,301.81
Investments in US Treasury Securities						226,209,651.67	-----	11,871,712.80	-----	-----	238,081,364.47
	Subtotal		012	5205	000	239,706,443.28	16,914,120.32	0.00	5,486,595.21	-----	251,133,968.39
Trust Fund Accounts											

Footnotes at End of Chapter

Appropriations, Outlays, and Balances - Continued

Appropriation or Fund Account Title	Account Symbol				Balances, Beginning of Fiscal Year	Appropriations and Other Obligational Authority ¹	Transfers Borrowings and Investment (Net) ²	Outlays (Net)	Balances Withdrawn and Other Transactions ³	Balances, End of Fiscal Year	
	Period of Availability	ATA	AID	MAIN SUB							
Emergency Citrus Disease Research and Development Trust Fund, National Institute of Food and Agriculture, Agriculture Fund Resources: Undisbursed Funds	No Year		012	8559	000	25,000,000.00	25,000,000.00	-----	871,207.30	-----	49,128,792.70
Total, National Institute of Food and Agriculture						3,408,788,972.12	1,751,688,120.32	-6,943,933.77	1,389,197,760.60	2,414,865.27	3,761,920,532.80
Animal and Plant Health Inspection Service											
General Fund Accounts											
Salaries and Expenses, Animal and Plant Health Inspection Service, Agriculture Fund Resources: Undisbursed Funds	2020-2023		012	1600	000	-----	4,000,000.00	-----	-----	-----	4,000,000.00
	2019-2023					36,488,355.18	-----	-----	6,976,681.23	-----	29,511,673.95
	2020-2021					-----	63,500,000.00	-----	55,329,394.00	-----	8,170,606.00
	2020					-----	638,095,000.00	-----	444,480,864.85	-----	193,614,135.15
	2019-2020					8,500,000.00	-----	-----	3,618,281.35	-----	4,881,718.65
	2019					171,310,241.62	-----	-----	134,484,305.92	-----	36,825,935.70
	2018-2019					13,052,801.76	-----	-----	5,807,592.54	-----	7,245,209.22
	2018					40,670,904.32	-----	-----	25,092,936.14	-----	15,577,968.18
	2017-2018					3,799,813.82	-----	-----	1,138,968.50	-----	2,660,845.32
	2017					7,387,606.58	-----	-----	1,532,540.91	-----	5,855,065.67
	2016-2017					2,247,752.10	-----	-----	1,104,024.87	-----	1,143,727.23
	2016					10,148,252.01	-----	-3,000,000.00	326,863.01	-----	6,821,389.00
	2015					8,474,765.17	-----	-3,500,000.00	4,928,772.35	45,992.82	-----
	2014-2015					1,625,638.78	-----	-----	1,624,023.02	1,615.76	-----
	No Year					620,256,121.14	475,281,000.00	-----	516,938,669.81	-----	578,598,451.33
	Subtotal		012	1600	000	923,962,252.48	1,180,876,000.00	-6,500,000.00	1,203,383,918.50	47,608.58	894,906,725.40
Buildings and Facilities, Animal and Plant Health Inspection Service, Agriculture Fund Resources: Undisbursed Funds	No Year		012	1601	000	51,123,154.22	3,175,000.00	-----	4,027,069.86	-----	50,271,084.36
Special Fund Accounts											
Agricultural Quarantine Inspection User Fee Account, Animal and Plant Health Inspection Service, Agriculture Fund Resources: Undisbursed Funds	No Year		012	5161	000	285,400,390.28	53,375,619.30	-----	172,305,126.56	-----	166,470,883.02
Trust Fund Accounts											
Miscellaneous Contributed Funds, Animal and Plant Health Inspection Service, Agriculture Fund Resources: Undisbursed Funds	No Year		012	8226	000	11,188,899.15	8,017,028.75	-----	9,544,751.80	-----	9,661,176.10
Foreign Service National Separation Liability Trust Fund, Animal and Plant Health Inspection Service, Agriculture Fund Resources: Undisbursed Funds	No Year		012	8558	000	3,232,925.49	-----	-----	281,420.73	-----	2,951,504.76

Footnotes at End of Chapter

Appropriations, Outlays, and Balances - Continued

Appropriation or Fund Account Title	Account Symbol					Balances, Beginning of Fiscal Year	Appropriations and Other Obligational Authority ¹	Transfers Borrowings and Investment (Net) ²	Outlays (Net)	Balances Withdrawn and Other Transactions ³	Balances, End of Fiscal Year
	Period of Availability	ATA	AID	MAIN	SUB						
Total, Animal and Plant Health Inspection Service						1,274,907,621.62	1,245,443,648.05	-6,500,000.00	1,389,542,287.45	47,608.58	1,124,261,373.64
Food Safety and Inspection Service											
General Fund Accounts											
Food Safety and Inspection Service, Agriculture											
Fund Resources:											
Undisbursed Funds	2020-2021		012	3700	000	-----	33,000,000.00	-----	12,106,496.67	-----	20,893,503.33
	2020					-----	1,019,424,000.00	-----	909,698,632.05	-----	109,725,367.95
	2019					101,106,870.31	-----	-----	89,723,377.66	-----	11,383,492.65
	2018					9,967,030.75	-----	-----	5,199,470.29	-----	4,767,560.46
	2017					5,576,238.19	-----	-----	803,781.08	-----	4,772,457.11
	2016					9,379,403.02	-----	-5,593,594.00	1,159,071.04	-----	2,626,737.98
	2015					4,535,422.47	-----	-3,700,909.00	-278,208.09	1,112,721.56	-----
	No Year					61,435,671.27	34,580,000.00	-----	26,706,575.97	-----	69,309,095.30
	Subtotal		012	3700	000	192,000,636.01	1,087,004,000.00	-9,294,503.00	1,045,119,196.67	1,112,721.56	223,478,214.78
Trust Fund Accounts											
Expenses and Refunds, Inspection of Farm Products, Food Safety and Inspection Service, Agriculture											
Fund Resources:											
Undisbursed Funds	No Year		012	8137	000	3,152,464.90	17,967,637.57	-----	15,933,896.07	-----	5,186,206.40
Total, Food Safety and Inspection Service						195,153,100.91	1,104,971,637.57	-9,294,503.00	1,061,053,092.74	1,112,721.56	228,664,421.18
Grain Inspection, Packers and Stockyards Administration											
General Fund Accounts											
Salaries and Expenses, Grain Inspection, Packers and Stockyards Administration, Agriculture											
Fund Resources:											
Undisbursed Funds	2017		012	2400	000	768,343.65	-----	-----	896.58	-----	767,447.07
	2016					686,203.05	-----	-300,000.00	9.75	-----	386,193.30
	2015					1,544,214.62	-----	-969,000.00	530,906.85	44,307.77	-----
	No Year					5,825.90	-----	-----	-----	-----	5,825.90
	Subtotal		012	2400	000	3,004,587.22	-----	-1,269,000.00	531,813.18	44,307.77	1,159,466.27
Public Enterprise Funds											
Inspection and Weighing Services, Grain Inspection, Packers and Stockyards Administration, Agriculture											
Fund Resources:											
Undisbursed Funds	No Year		012	4050	000	28,834,236.94	-----	-----	9,272,599.24	-----	19,561,637.70
Total, Grain Inspection, Packers and Stockyards Administration						31,838,824.16	-----	-1,269,000.00	9,804,412.42	44,307.77	20,721,103.97
Agricultural Marketing Service											
General Fund Accounts											
Payment to Expenses and Refunds, Inspection and Grading of Farm Products, Agricultural Marketing Service, Agriculture											
Fund Resources:											
Undisbursed Funds	2020		012	0215	000	-----	2,250,000.00	-----	2,250,000.00	-----	-----

Footnotes at End of Chapter

Appropriations, Outlays, and Balances - Continued

Appropriation or Fund Account Title	Account Symbol				Balances, Beginning of Fiscal Year	Appropriations and Other Obligational Authority ¹	Transfers Borrowings and Investment (Net) ²	Outlays (Net)	Balances Withdrawn and Other Transactions ³	Balances, End of Fiscal Year	
	Period of Availability	ATA	AID	MAIN							SUB
Marketing Services, Agricultural Marketing Service, Agriculture Fund Resources: Undisbursed Funds	2020-2021		012	2500	000	----- 45,000,000.00	----- -----	12,153,515.01	----- -----	32,846,484.99	
	2020					----- 186,108,000.00	----- -----	136,486,027.92	----- -----	49,621,972.08	
	2019					36,709,833.84	----- -----	26,300,587.83	----- -----	10,409,246.01	
	2018					31,501,942.13	----- -----	11,048,659.95	----- -----	20,453,282.18	
	2017					16,088,805.27	----- -----	7,347,748.25	----- -----	8,741,057.02	
	2016					8,229,241.31	----- -1,000,000.00	4,053,317.34	----- -----	3,175,923.97	
	2015					5,800,732.87	----- -1,275,000.00	11,679.05	4,514,053.82	----- -----	
	No Year					107,787,167.02	----- -----	2,961,613.78	----- -----	158,681,097.24	
	Subtotal		012	2500	000	206,117,722.44	284,963,544.00	-2,275,000.00	200,363,149.13	4,514,053.82	283,929,063.49
Payments to States and Possessions, Agricultural Marketing Service, Agriculture Fund Resources: Undisbursed Funds	2020-2021		012	2501	000	----- 5,000,000.00	----- -----	88,859.14	----- -----	4,911,140.86	
	2020					----- 76,220,000.00	----- -----	1,371,462.41	----- -----	74,848,537.59	
	2019					74,605,672.79	----- -----	11,134,621.07	----- -----	63,471,051.72	
	2018					63,248,386.76	----- -----	26,915,720.21	----- -----	36,332,666.55	
	2017					29,913,719.81	----- -----	18,293,679.19	----- -----	11,620,040.62	
	2016					10,188,248.82	----- -----	6,790,927.50	----- -----	3,397,321.32	
	2015					2,788,051.44	----- -----	171,034.58	2,617,016.86	----- -----	
	No Year					23,275,330.62	5,000,000.00	3,436,625.75	----- -----	24,838,704.87	
	Subtotal		012	2501	000	204,019,410.24	86,220,000.00	68,202,929.85	2,617,016.86	219,419,463.53	
Special Fund Accounts											
Perishable Agricultural Commodities Act Fund, Agricultural Marketing Service, Agriculture Fund Resources: Undisbursed Funds	No Year		012	5070	000	18,910,272.68	10,947,165.78	----- -----	10,203,405.60	----- -----	19,654,032.86
Funds for Strengthening Markets, Income, and Supply (Section 32), Agriculture Fund Resources: Undisbursed Funds	No Year		012	5209	000	1,038,003,141.79	1,151,357,831.02	----- -----	903,825,388.43	----- -----	1,285,535,584.38
Trust Fund Accounts											
Expenses and Refunds, Inspection and Grading of Farm Products, Agricultural Marketing Service, Agriculture Fund Resources: Undisbursed Funds	No Year		012	8015	000	79,690,213.32	193,080,141.50	----- -----	168,993,655.07	----- -----	103,776,699.75
Wool Research, Development and Promotion Trust Fund, Agricultural Marketing Service, Agriculture Fund Resources: Undisbursed Funds	No Year		012	8100	000	2,398,500.00	2,250,000.00	----- -----	2,258,500.00	----- -----	2,390,000.00
Total, Agricultural Marketing Service						1,549,139,260.47	1,731,068,682.30	-2,275,000.00	1,356,097,028.08	7,131,070.68	1,914,704,844.01
Risk Management Agency											
General Fund Accounts											

Footnotes at End of Chapter

Appropriations, Outlays, and Balances - Continued

Appropriation or Fund Account Title	Account Symbol				Balances, Beginning of Fiscal Year	Appropriations and Other Obligational Authority ¹	Transfers Borrowings and Investment (Net) ²	Outlays (Net)	Balances Withdrawn and Other Transactions ³	Balances, End of Fiscal Year
	Period of Availability	ATA	AID	MAIN SUB						
Administrative and Operating Expenses, Office of Risk Management Fund Resources:										
Undisbursed Funds	2020		012	2707 000	----- 65,939,822.00	-----	54,107,797.84	-----	11,832,024.16	
	2019				9,500,487.83	-----	7,615,558.18	-----	1,884,929.65	
	2018				3,337,293.13	-----	1,980,401.46	-----	1,356,891.67	
	2017				1,353,387.01	-----	315,916.90	-----	1,037,470.11	
	2016				2,010,053.59	-----	-1,182,000.00	1,588.39	826,465.20	
	2015				1,057,188.65	-----	-1,054,000.00	-368.25	3,556.90	
	Subtotal		012	2707 000	17,258,410.21	65,939,822.00	-2,236,000.00	64,020,894.52	3,556.90	16,937,780.79
Public Enterprise Funds										
Federal Crop Insurance Corporation Fund, Risk Management Agency, Agriculture Fund Resources:										
Undisbursed Funds	No Year		012	4085 000	4,364,853,978.44	8,206,528,869.40	90,417,393.83	9,830,117,295.88	-----	2,831,682,945.79
Funds Held Outside the Treasury					389,766,106.31	-----	-90,417,393.83	-----	-----	299,348,712.48
	Subtotal		012	4085 000	4,754,620,084.75	8,206,528,869.40	-----	9,830,117,295.88	-----	3,131,031,658.27
Total, Risk Management Agency					4,771,878,494.96	8,272,468,691.40	-2,236,000.00	9,894,138,190.40	3,556.90	3,147,969,439.06
Farm Service Agency										
General Fund Accounts										
State Mediation Grants, Farm Service Agency, Agriculture Fund Resources:										
Undisbursed Funds	2020		012	0170 000	----- 5,545,000.00	-----	3,264,492.81	-----	2,280,507.19	
	2019				829,391.81	-----	828,067.32	-----	1,324.49	
	2018				3,246.46	-----	-----	-----	3,246.46	
	2017				0.08	-----	-----	-----	0.08	
	2016				33,041.89	-----	-----	-----	33,041.89	
	2015				140,540.82	-----	-----	140,540.82	-----	
	Subtotal		012	0170 000	1,006,221.06	5,545,000.00	-----	4,092,560.13	140,540.82	2,318,120.11
Emergency Forest Restoration Program, Farm Service Agency, Agriculture Fund Resources:										
Undisbursed Funds	No Year		012	0171 000	546,906,166.31	-----	-----	3,446,862.16	-----	543,459,304.15
Salaries and Expenses, Farm Service Agency, Agriculture Fund Resources:										
Undisbursed Funds	2020-2021		012	0600 000	----- 38,000,000.00	-----	14,978,980.19	-----	23,021,019.81	
	2020				----- 450,779,987.00	-----	265,405,997.86	-----	185,373,989.14	
	2019-2020				14,995,644.60	-----	18,000,000.00	-----	5,029,080.00	
	2019				182,664,161.30	-----	-18,000,000.00	146,868,277.78	-----	17,795,883.52
	2018-2019				14,427,316.15	-----	-----	13,512,586.67	-----	914,729.48
	2018				51,395,162.74	-----	-----	18,705,036.55	-----	32,690,126.19
	2017-2018				3,252,582.70	-----	-----	2,338,190.13	-----	914,392.57
	2017				14,708,322.97	-----	-----	748,328.38	-----	13,959,994.59
	2016-2017				205,062.58	-----	-----	-----	-----	205,062.58
	2016				10,211,671.24	-----	-5,771,000.00	-806,358.86	-----	5,247,030.10

Footnotes at End of Chapter

Appropriations, Outlays, and Balances - Continued

Appropriation or Fund Account Title	Account Symbol				Balances, Beginning of Fiscal Year	Appropriations and Other Obligational Authority ¹	Transfers Borrowings and Investment (Net) ²	Outlays (Net)	Balances Withdrawn and Other Transactions ³	Balances, End of Fiscal Year	
	Period of Availability	ATA	AID	MAIN							SUB
	2015				13,574,443.66	-----	-12,545,000.00	-1,613,294.77	2,642,738.43	-----	
	2014-2015				370,946.08	-----	-----	-----	370,946.08	-----	
	No Year				56,737,855.59	645,211,000.00	-----	652,773,500.52	-----	49,175,355.07	
	Subtotal		012	0600	000	362,543,169.61	1,133,990,987.00	-18,316,000.00	1,140,877,809.05	3,013,684.51	334,326,663.05
Agricultural Credit Insurance Fund Program Account, Farm Service Agency, Agriculture Fund Resources:											
Undisbursed Funds	2020		012	1140	000	-----	317,068,000.00	704,900.00	316,101,387.16	-----	1,671,512.84
	2019					2,451,129.74	-----	1,883,690.70	-----	567,439.04	
	2018					1,294,382.78	-----	920.00	-----	1,293,462.78	
	2017					8,299,582.02	-----	10,958.53	-----	8,288,623.49	
	2016					4,041,191.94	-----	-----	-----	4,041,191.94	
	2015					4,322,233.95	-----	1,512.00	4,320,721.95	-----	
	No Year					72,693,744.03	223,898,665.67	-704,900.00	190,561,635.54	-----	105,325,874.16
	Subtotal		012	1140	000	93,102,264.46	540,966,665.67	-----	508,560,103.93	4,320,721.95	121,188,104.25
Repayable Advances to Agricultural Disaster Relief Fund, Farm Service Agency, Agriculture Fund Resources:											
Undisbursed Funds	2015		012	1143	000	4,896,000.00	107,883.41	-----	-----	5,003,883.41	-----
Discrimination Claims Settlement, Farm Service Agency, Agriculture Fund Resources:											
Undisbursed Funds	No Year		012	1144	000	27,789,687.92	-----	-----	-----	-----	27,789,687.92
Commodity Credit Corporation Export Loans Program Account, Foreign Agricultural Service, Agriculture Fund Resources:											
Undisbursed Funds	2020		012	1336	000	-----	6,381,000.00	-----	2,610,482.65	-----	3,770,517.35
	2019					3,301,178.02	-----	-----	2,920,235.18	-----	380,942.84
	2018					497,742.72	-----	-----	43,390.02	-----	454,352.70
	2017					290,962.47	-----	-----	11,347.82	-----	279,614.65
	2016					404,599.13	-----	-----	-----	-----	404,599.13
	2015					373,779.35	-----	-----	-----	373,779.35	-----
	No Year					7 326,886.07	2,287,713.04	-----	2,330,378.15	-----	284,220.96
	Subtotal		012	1336	000	5,195,147.76	8,668,713.04	-----	7,915,833.82	373,779.35	5,574,247.63
USDA Disaster Assistance, Farm Service Agency, Agriculture Fund Resources:											
Undisbursed Funds	2020		012	2701	000	-----	2,000,000.00	-----	-----	-----	2,000,000.00
	2019					1,996,000.00	-----	-----	1,960,192.82	-----	35,807.18
	2018					90,481.71	-----	-----	49,154.33	-----	41,327.38
	2017					61,904.33	-----	-----	11,129.60	-----	50,774.73
	2016					48,025.83	-----	-----	15,148.84	-----	32,876.99
	2015					49,531.81	-----	-----	32,167.10	17,364.71	-----
	No Year					4,455,279.51	-----	-----	-408.34	-----	4,455,687.85
	Subtotal		012	2701	000	6,701,223.19	2,000,000.00	-----	2,067,384.35	17,364.71	6,616,474.13

Footnotes at End of Chapter

Appropriations, Outlays, and Balances - Continued

Appropriation or Fund Account Title	Account Symbol				Balances, Beginning of Fiscal Year	Appropriations and Other Obligational Authority ¹	Transfers Borrowings and Investment (Net) ²	Outlays (Net)	Balances Withdrawn and Other Transactions ³	Balances, End of Fiscal Year
	Period of Availability	ATA	AID	MAIN SUB						
Farm Storage Facility Loans Program Accounts, Farm Service Agency, Agriculture Fund Resources: Undisbursed Funds	No Year		012 3301 000	-----	19,474,482.00	-----	19,474,482.00	-----	-----	
Grassroots Source Water Protection Program, Farm Service Agency, Agriculture Fund Resources: Undisbursed Funds	No Year		012 3304 000	5,000,000.00	6,500,000.00	-----	11,500,000.00	-----	-----	
Dairy Indemnity Program, Farm Service Agency, Agriculture Fund Resources: Undisbursed Funds	No Year		012 3314 000	-----	5,662,225.68	-----	5,662,225.68	-----	-----	
Emergency Conservation Program, Farm Service Agency, Agriculture Fund Resources: Undisbursed Funds	No Year		012 3316 000	1,105,151,507.68	-----	-----	125,833,751.48	-----	979,317,756.20	
Conservation Reserve Program, Farm Service Agency, Agriculture Fund Resources: Undisbursed Funds	No Year		012 3319 000	1,736.45	-----	-----	-----	-----	1,736.45	
Special Fund Accounts										
Agricultural Disaster Relief Trust Fund, Farm Service Agency, Agriculture Fund Resources: Undisbursed Funds	No Year		012 5531 000	14,597,411.19	-69,663.15	-----	-10,801.74	-----	14,538,549.78	
Pima Agriculture Cotton Trust Fund, Farm Service Agency, Agriculture Fund Resources: Undisbursed Funds	No Year		012 5635 000	5,661,403.65	16,000,000.00	-----	15,058,821.58	-----	6,602,582.07	
Agriculture Wool Apparel Manufacturers Trust Fund, Farm Service Agency, Agriculture Fund Resources: Undisbursed Funds	No Year		012 5636 000	27,010,434.59	30,000,000.00	-----	26,366,842.94	-----	30,643,591.65	
Public Enterprise Funds										
Agricultural Credit Insurance Fund, Liquidating Account, Consolidated Farm Service Agency, Agriculture Fund Resources: Undisbursed Funds	No Year		012 4140 000	38,466,326.34	-----	-----	-34,552,522.89	⁸ 68,808,639.10	4,210,210.13	
Commodity Credit Corporation Fund, Agriculture Fund Resources: Undisbursed Funds	2020		012 4336 000	-----	1,000,000.00	-----	-----	-----	1,000,000.00	
	2019-2020			5,000,000.00	-----	-----	4,638,966.00	-----	361,034.00	
	2019			7,000,000.00	-----	-----	432,689.40	-----	6,567,310.60	
	2018-2019			306,483.00	-----	-----	16,111.00	-----	290,372.00	
	2018			468,658.72	-----	-----	390,296.64	-----	78,362.08	
	2017-2018			211,708.86	-----	-----	-----	-----	211,708.86	
	No Year			773,001,741.89	13,947,712,926.22	2,768,085,240.95	16,870,759,507.17	-----	618,040,401.89	
Transfer To: Agency for International Development	No Year	072	012 4336 000	3,352,504.42	-----	-----	-----	-----	3,352,504.42	
Authority to Borrow from the Treasury				⁷ 16,447,168,063.87	4,902,843,860,567.75	-4,848,653,870,264.75	-----	45,471,706,184.01	25,165,452,182.86	

Footnotes at End of Chapter

Appropriations, Outlays, and Balances - Continued

Appropriation or Fund Account Title	Account Symbol				Balances, Beginning of Fiscal Year	Appropriations and Other Obligational Authority ¹	Transfers Borrowings and Investment (Net) ²	Outlays (Net)	Balances Withdrawn and Other Transactions ³	Balances, End of Fiscal Year	
	Period of Availability	ATA	AID	MAIN							SUB
Commodity Credit Corporation Direct Loans, Liquidating Account, Agriculture Fund Resources: Undisbursed Funds	Subtotal		012	4336	000	17,236,509,160.76	4,916,792,573,493.97	-4,845,885,785,023.80	*16,876,237,570.21	45,471,706,184.01	25,795,353,876.71
Total, Farm Service Agency	No Year		012	4338	000	8,928,271.37	-----	-----	-----	-----	8,928,271.37
						19,489,466,132.34	4,918,561,419,787.62	-4,845,904,101,023.80	18,712,530,922.70	45,553,384,797.86	27,880,869,175.60
Natural Resources Conservation Service											
General Fund Accounts											
Conservation Operations, Natural Resources Conservation Service, Agriculture Fund Resources: Undisbursed Funds	2020-2021		012	1000	000	-----	822,961,025.00	-----	527,715,965.83	-----	295,245,059.17
	2019-2020					366,496,315.10	-----	-----	187,110,640.07	-----	179,385,675.03
	2019					120,030.00	-----	-----	-----	-----	120,030.00
	2018-2019					137,029,627.83	-----	-----	72,400,519.23	-----	64,629,108.60
	2018					1,560.19	-----	-----	-----	-----	1,560.19
	2017-2018					69,313,254.43	-----	-----	21,061,027.72	-----	48,252,226.71
	2017					36,371.62	-----	-----	-----	-----	36,371.62
	2016-2017					42,688,117.53	-----	-----	5,563,394.64	-----	37,124,722.89
	2016					15,397.37	-----	-----	-----	-----	15,397.37
	2015-2016					25,865,134.03	-----	-18,958,000.00	1,938,248.83	-----	4,968,885.20
	2015					6,714.04	-----	-----	-----	6,714.04	-----
	2014-2015					43,662,181.82	-----	-----	-434,839.99	44,097,021.81	-----
	No Year					27,010,765.75	5,600,000.00	-----	3,617,689.87	-----	28,993,075.88
	Subtotal		012	1000	000	712,245,469.71	828,561,025.00	-18,958,000.00	818,972,646.20	44,103,735.85	658,772,112.66
Watershed Rehabilitation Program, Natural Resources Conservation Service, Agriculture Fund Resources: Undisbursed Funds	2020		012	1002	000	-----	5,000,000.00	-----	-----	-----	5,000,000.00
	2019					4,944,286.01	-----	-----	1,479,442.82	-----	3,464,843.19
	2018					3,889,195.67	-----	-----	505,898.62	-----	3,383,297.05
	2017					8,389,596.33	-----	-----	3,525,194.03	-----	4,864,402.30
	2016					7,336,035.81	-----	-29,000.00	1,687,508.77	-----	5,619,527.04
	2015					6,064,864.71	-----	-4,610,802.00	1,414,758.03	39,304.68	-----
	No Year					215,050,885.64	5,000,000.00	-----	13,921,804.97	-----	206,129,080.67
	Subtotal		012	1002	000	245,674,864.17	10,000,000.00	-4,639,802.00	22,534,607.24	39,304.68	228,461,150.25
Farm Security and Rural Investment Programs, Natural Resources Conservation Service, Agriculture Fund Resources: Undisbursed Funds	2019-2023		012	1004	000	87,500,000.00	-----	-----	768,892.98	-----	86,731,107.02
	2020-2021					-----	5,000,000.00	-----	-----	-----	5,000,000.00
	2020					-----	9,705,000.00	-----	1,534,659.62	-----	8,170,340.38
	2019					3,640,040.26	-----	-----	1,234,391.16	-----	2,405,649.10
	2018					2,725,227.93	-----	-----	667,655.06	-----	2,057,572.87
	2017					312,560.51	-----	-----	-650,143.41	-----	962,703.92

Footnotes at End of Chapter

Appropriations, Outlays, and Balances - Continued

Appropriation or Fund Account Title	Account Symbol				Balances, Beginning of Fiscal Year	Appropriations and Other Obligational Authority ¹	Transfers Borrowings and Investment (Net) ²	Outlays (Net)	Balances Withdrawn and Other Transactions ³	Balances, End of Fiscal Year	
	Period of Availability	ATA	AID	MAIN							SUB
	2016				887,332.14	-----	-----	35,922.00	-----	851,410.14	
	2015				1,080,984.98	-----	-----	31,710.22	-----	⁹ 1,049,274.76	
	2014				41,290,580.57	-----	-----	712,933.57	-----	¹⁰ 40,577,647.00	
	2013				334,869,508.43	-----	-----	4,433,171.76	-----	¹¹ 330,436,336.67	
	2012				329,468,142.59	-----	-----	6,165,419.84	-----	¹¹ 323,302,722.75	
	2011				227,343,641.84	-----	-----	1,869,659.35	-----	¹² 225,473,982.49	
	2010				185,713,772.39	-----	-----	2,438,365.49	-----	¹¹ 183,275,406.90	
	2009				135,309,331.62	-----	-----	817,290.30	-----	¹³ 134,492,041.32	
	2008				236,830,595.65	-----	-----	4,128.94	-----	¹⁴ 236,826,466.71	
	2007				262,184,058.69	-----	-----	96,021.99	-----	¹⁴ 262,088,036.70	
	2006				363,485,759.49	-----	-----	467,425.85	-----	¹⁵ 363,018,333.64	
	2005				479,405,889.09	-----	-----	851,596.98	-----	¹⁵ 478,554,292.11	
	2004				64,391,525.94	-----	-----	811,892.07	-----	¹⁵ 63,579,633.87	
	2003				25,973,052.92	-----	-----	176,568.74	-----	¹⁶ 25,796,484.18	
	2002				7,181,471.50	-----	-----	-----	-----	¹⁶ 7,181,471.50	
	No Year				6,963,254,701.52	4,791,069,169.00	-----	3,171,097,502.18	-----	8,583,226,368.34	
	Subtotal		012	1004	000	9,752,848,178.06	4,805,774,169.00	-----	3,193,565,064.69	-----	11,365,057,282.37
Resource Conservation and Development, Natural Resources Conservation Service, Agriculture Fund Resources:											
Undisbursed Funds	No Year		012	1010	000	87,788.00	-----	-----	15,359.07	-----	72,428.93
Watershed and Flood Prevention Operations, Natural Resources Conservation Service, Agriculture Fund Resources:											
Undisbursed Funds	2020		012	1072	000	-----	47,050,000.00	-----	340,375.81	-----	46,709,624.19
	2019					49,929,885.28	-----	4,033,423.15	-----	45,896,462.13	
	No Year					1,645,103,510.70	175,000,000.00	-----	234,577,489.11	-----	1,585,526,021.59
	Subtotal		012	1072	000	1,695,033,395.98	222,050,000.00	-----	238,951,288.07	-----	1,678,132,107.91
Healthy Forests Reserve Program, Natural Resources Conservation Service, Agriculture Fund Resources:											
Undisbursed Funds	No Year		012	1090	000	93.00	-----	-----	-----	-----	93.00
Water Bank Program, Natural Resources Conservation Service, Agriculture Fund Resources:											
Undisbursed Funds	No Year		012	3320	000	18,176,032.90	4,000,000.00	-----	3,094,240.75	-----	19,081,792.15
Wildlife Habitat Incentives Program, Natural Resources Conservation Service, Agriculture Fund Resources:											
Undisbursed Funds	2001		012	3322	000	48,493.67	-----	-----	-----	-----	48,493.67
Public Enterprise Funds											
Damage Assessment and Restoration Revolving Fund, Agriculture Fund Resources:											
Undisbursed Funds	No Year		012	4368	000	6,819,333.05	-----	4,980,000.00	909,496.09	-----	10,889,836.96
Trust Fund Accounts											

Footnotes at End of Chapter

Appropriations, Outlays, and Balances - Continued

Appropriation or Fund Account Title	Account Symbol				Balances, Beginning of Fiscal Year	Appropriations and Other Obligational Authority ¹	Transfers Borrowings and Investment (Net) ²	Outlays (Net)	Balances Withdrawn and Other Transactions ³	Balances, End of Fiscal Year
	Period of Availability	ATA	AID	MAIN SUB						
Miscellaneous Contributed Funds, Natural Resources Conservation Service, Agriculture Fund Resources: Undisbursed Funds	No Year		012	8210 000	533,419.36	-----	-----	-----	-----	533,419.36
Total, Natural Resources Conservation Service					12,431,467,067.90	5,870,385,194.00	-18,617,802.00	4,278,042,702.11	44,143,040.53	13,961,048,717.26
Rural Development										
General Fund Accounts										
Salaries and Expenses, Rural Development, Agriculture Fund Resources: Undisbursed Funds	2020-2021		012	0403 000	-----	-----	-----	-3,372,855.61	-----	3,372,855.61
	2020				-----	250,798,000.00	-----	134,265,592.69	-----	116,532,407.31
	2019-2020				-----	-----	8,729,109.00	8,607,117.53	-----	121,991.47
	2019				120,894,749.83	-----	-8,729,109.00	98,736,994.02	-----	13,428,646.81
	2018-2019				4,803,920.61	-----	-----	4,661,663.17	-----	142,257.44
	2018				9,184,990.63	-----	-----	3,298,359.21	-----	5,886,631.42
	2017-2018				1,090,851.81	-----	-----	697,860.40	-----	392,991.41
	2017				4,053,177.53	-----	-----	494,169.46	-----	3,559,008.07
	2016-2017				5,967,617.20	-----	-----	472,633.64	-----	5,494,983.56
	2016				5,744,498.10	-----	-----	22,626.99	-----	5,721,871.11
	2015-2016				2,388,702.52	-----	-----	-----	-----	2,388,702.52
	2015				3,920,298.92	-----	-2,000,000.00	225,337.96	1,694,960.96	-----
	2014-2015				125,342.32	-----	-----	-----	125,342.32	-----
	No Year				11,784,998.93	3,172,630.33	12,195,369.67	10,660,621.27	-----	16,492,377.66
	Subtotal		012	0403 000	169,959,148.40	253,970,630.33	10,195,369.67	258,770,120.73	1,820,303.28	173,534,724.39
Rural Development Disaster Assistance Fund, Rural Development, Agriculture Fund Resources: Undisbursed Funds	No Year		012	0405 000	11,105,414.77	-----	-----	-----	-----	11,105,414.77
Total, Rural Development					181,064,563.17	253,970,630.33	10,195,369.67	258,770,120.73	1,820,303.28	184,640,139.16
Rural Housing Service										
General Fund Accounts										
Rental Assistance Program, Rural Housing Service, Agriculture Fund Resources: Undisbursed Funds	2020-2021		012	0137 000	-----	40,000,000.00	-----	-----	-----	40,000,000.00
	2020				-----	1,335,000,000.00	-----	193,472,873.45	-----	1,141,527,126.55
	2019-2020				40,000,000.00	-----	-----	-----	-----	40,000,000.00
	2019				1,029,846,998.78	-----	-----	789,542,019.20	-----	240,304,979.58
	2018-2019				39,998,306.00	-----	-----	17,292,199.19	-----	22,706,106.81
	2018				137,874,959.83	-----	-----	127,162,832.36	-----	10,712,127.47
	2017-2018				16,485,011.98	-----	-----	15,804,276.55	-----	680,735.43
	2017				5,350,239.12	-----	-----	1,426,498.03	-----	3,923,741.09
	2016				6,029,811.24	-----	-----	1,457,900.06	-----	4,571,911.18
	2015				3,240,299.52	-----	-----	742,963.71	-----	¹⁷ 2,497,335.81

Footnotes at End of Chapter

Appropriations, Outlays, and Balances - Continued

Appropriation or Fund Account Title	Account Symbol				Balances, Beginning of Fiscal Year	Appropriations and Other Obligational Authority ¹	Transfers Borrowings and Investment (Net) ²	Outlays (Net)	Balances Withdrawn and Other Transactions ³	Balances, End of Fiscal Year
	Period of Availability	ATA	AID	MAIN						
	2014				2,003,550.18	-----	-----	115,614.65	-----	¹⁸ 1,887,935.53
	2013				1,680,522.33	-----	-----	89,755.56	-----	¹⁹ 1,590,766.77
	2012				2,522,074.55	-----	-----	181,254.52	-----	²⁰ 2,340,820.03
	2011				2,061,489.81	-----	-----	113,479.85	-----	²¹ 1,948,009.96
	2010				1,782,188.52	-----	-----	121,409.97	-----	²¹ 1,660,778.55
	2009-2010				1,020,380.96	-----	-----	32,103.50	-----	²¹ 988,277.46
	2008-2009				416,740.67	-----	-----	1,922.61	-----	²² 414,818.06
	2007-2008				967,140.97	-----	-----	73,706.76	-----	²³ 893,434.21
	2006				1,631,203.54	-----	-----	44,177.03	-----	²⁴ 1,587,026.51
	2005				1,111,540.83	-----	-----	31,676.95	-----	²⁵ 1,079,863.88
	2004				334,010.96	-----	-----	23,354.55	-----	²⁶ 310,656.41
	2003				1,273,302.93	-----	-----	20,007.92	-----	²⁷ 1,253,295.01
	2002				1,097,071.23	-----	-----	89,627.63	-----	²⁸ 1,007,443.60
	2001				276,004.16	-----	-----	54,265.81	-----	²⁹ 221,738.35
	2000				997,708.89	-----	-----	68,198.59	-----	³⁰ 929,510.30
	1999				157,891.19	-----	-----	7,765.23	-----	³⁰ 150,125.96
	1998				409,555.44	-----	-----	907.00	-----	³¹ 408,648.44
	1997				264,850.09	-----	-----	403.00	-----	³² 264,447.09
	1996				50,763.94	-----	-----	2,357.14	-----	³³ 48,406.80
	1995				96,357.89	-----	-----	265.00	-----	³⁴ 96,092.89
	1994				57,750.45	-----	-----	0.01	-----	³⁵ 57,750.44
	1993				65,509.22	-----	-----	473.00	-----	³⁶ 65,036.22
	1992				202,947.71	-----	-----	-----	-----	³⁶ 202,947.71
	No Year				302,174.50	4,627,018.40	-----	4,627,018.40	-----	302,174.50
Authority to Borrow from the Treasury					26,944,515.48	-----	-----	-----	4,627,018.40	22,317,497.08
Subtotal			012	0137	000	1,326,552,872.91	1,379,627,018.40	1,152,601,307.23	4,627,018.40	1,548,951,565.68
Rural Community Facilities Program Account, Rural Housing Service, Agriculture										
Fund Resources:										
Undisbursed Funds	2020		012	1951	000	-----	1,000,000.00	-----	-----	1,000,000.00
	No Year					247,451,148.57	273,479,443.00	36,832,000.00	-----	272,189,725.41
Subtotal			012	1951	000	247,451,148.57	274,479,443.00	36,832,000.00	-----	273,189,725.41
Expenses, Rural Housing Assistance Grants, Rural Housing Service, Agriculture										
Fund Resources:										
Undisbursed Funds	No Year		012	1953	000	42,979,375.04	47,000,000.00	-----	-----	51,563,582.72
Multi-Family Housing Revitalization Program Account, Rural Housing Service, Agriculture										
Fund Resources:										
Undisbursed Funds	2017-2018		012	2002	000	779,424.78	-----	-----	-----	524,796.00
	No Year					89,688,223.97	64,569,523.00	-----	-----	100,262,812.92
Subtotal			012	2002	000	90,467,648.75	64,569,523.00	54,249,562.83	-----	100,787,608.92

Footnotes at End of Chapter

Appropriations, Outlays, and Balances - Continued

Appropriation or Fund Account Title	Account Symbol				Balances, Beginning of Fiscal Year	Appropriations and Other Obligational Authority ¹	Transfers Borrowings and Investment (Net) ²	Outlays (Net)	Balances Withdrawn and Other Transactions ³	Balances, End of Fiscal Year	
	Period of Availability	ATA	AID	MAIN							SUB
Mutual and Self-Help Housing Grants, Rural Housing Service, Agriculture Fund Resources: Undisbursed Funds	No Year		012	2006	000	61,529,866.53	31,000,000.00	-----	30,944,810.33	-----	61,585,056.20
Rural Housing Insurance Fund Program Account, Rural Housing Service, Agriculture Fund Resources: Undisbursed Funds	2020		012	2081	000	-----	790,969,111.19	-----	756,674,025.44	-----	34,295,085.75
	2019					33,697,399.00	-----	-----	20,773,854.40	-----	12,923,544.60
	2018-2019					18,431,343.50	-----	-----	3,428,945.64	-----	15,002,397.86
	2018					10,311,285.48	-----	-----	4,929,311.67	-----	5,381,973.81
	2017					7,190,509.27	-----	-----	1,209,777.05	-----	5,980,732.22
	2016					3,996,508.54	-----	-----	252,573.17	-----	3,743,935.37
	2015					7,274,661.69	-----	-7,269,000.00	4,864.30	797.39	-----
	2014					1,508,940.95	-----	-----	2,217.86	-----	¹⁸ 1,506,723.09
	2013					3,375,916.37	-----	-----	-----	3,375,916.37	-----
	2012					2,651,607.30	-----	-----	-----	-----	²⁰ 2,651,607.30
	2011					4,981,973.88	-----	-----	-----	4,981,973.88	-----
	2010					3,014,286.10	-----	-----	-121.71	-----	³⁷ 3,014,407.81
	2006					8,870,422.67	-----	-----	148,866.38	8,721,556.29	-----
	No Year					75,055,350.72	963,227,904.00	-----	959,397,503.74	-----	78,885,750.98
	Subtotal		012	2081	000	180,360,205.47	1,754,197,015.19	-7,269,000.00	1,746,821,817.94	17,080,243.93	163,386,158.79
Public Enterprise Funds											
Rural Housing Insurance Fund, Liquidating Account, Rural Housing Service, Agriculture Fund Resources: Undisbursed Funds	No Year		012	4141	000	183,946,778.21	-----	-----	-391,889,067.94	⁸ 446,967,260.24	128,868,585.91
Total, Rural Housing Service						2,133,287,895.48	3,550,872,999.59	29,563,000.00	2,916,717,088.87	468,674,522.57	2,328,332,283.63
Rural Business - Cooperative Service											
General Fund Accounts											
Healthy Foods Financing Initiative, Rural Business-Cooperative Service, Agriculture Fund Resources: Undisbursed Funds	2020-2021		012	0015	000	-----	5,000,000.00	-----	-----	-----	5,000,000.00
	2019-2020					2,000,000.00	-----	-----	-----	-----	2,000,000.00
	2018-2019					1,000,000.00	-----	-----	-----	-----	1,000,000.00
	2017-2018					876,164.94	-----	-----	855,512.30	-----	20,652.64
	Subtotal		012	0015	000	3,876,164.94	5,000,000.00	-----	855,512.30	-----	8,020,652.64
Rural Cooperative Development Grants, Rural Business-Cooperative Service, Agriculture Fund Resources: Undisbursed Funds	2020		012	1900	000	-----	11,600,000.00	-----	361,259.00	-----	11,238,741.00
	2019					10,657,408.00	-----	-----	6,756,251.63	-----	3,901,156.37
	2018					4,074,888.20	-----	-----	3,015,288.67	-----	1,059,599.53
	2017					316,547.91	-----	-----	217,153.35	-----	99,394.56

Footnotes at End of Chapter

Appropriations, Outlays, and Balances - Continued

Appropriation or Fund Account Title	Account Symbol				Balances, Beginning of Fiscal Year	Appropriations and Other Obligational Authority ¹	Transfers Borrowings and Investment (Net) ²	Outlays (Net)	Balances Withdrawn and Other Transactions ³	Balances, End of Fiscal Year
	Period of Availability	ATA	AID	MAIN						
	2016				317,633.31	-----	-----	175,000.00	-----	142,633.31
	2015				183,852.44	-----	-183,852.44	-----	-----	-----
	No Year				80,596,225.28	32,899,456.00	-----	16,978,257.73	-----	96,517,423.55
	Subtotal		012	1900	96,146,555.14	44,499,456.00	-183,852.44	27,503,210.38	-----	112,958,948.32
Rural Business Program Account, Rural Business-Cooperative Service, Agriculture Fund Resources:										
Undisbursed Funds	2020-2021		012	1902	-----	25,500,000.00	-----	1,662,939.59	-----	23,837,060.41
	No Year				121,530,680.87	94,908,508.31	-----	84,897,579.51	-----	131,541,609.67
	Subtotal		012	1902	121,530,680.87	120,408,508.31	-----	86,560,519.10	-----	155,378,670.08
Rural Business Investment Program Account, Rural Business - Cooperative Service, Agriculture Fund Resources:										
Undisbursed Funds	No Year		012	1907	2,092,473.00	-----	-----	-----	-----	2,092,473.00
Transfer To:										
Small Business Administration	No Year	073	012	1907	694,414.00	-----	-----	-----	-----	694,414.00
	Subtotal		012	1907	2,786,887.00	-----	-----	-----	-----	2,786,887.00
Rural Energy for America Program, Rural Business-Cooperative Service, Agriculture Fund Resources:										
Undisbursed Funds	2020		012	1908	-----	706,000.46	-----	279,046.96	-----	426,953.50
	2019				149,187.00	-----	-----	149,097.80	-----	89.20
	2018				28,098.50	-----	-----	-----	-----	28,098.50
	2017				194,240.00	-----	-----	-----	-----	194,240.00
	2016				58,887.75	-----	-----	-----	-----	58,887.75
	2015				33,464.26	-----	-33,464.26	-----	-----	-----
	No Year				82,468,466.13	47,050,000.00	-----	45,488,171.48	-----	84,030,294.65
	Subtotal		012	1908	82,932,343.64	47,756,000.46	-33,464.26	45,916,316.24	-----	84,738,563.60
Rural Microentrepreneur Assistance Program, Rural Business - Cooperative Service, Agriculture Fund Resources:										
Undisbursed Funds	2020		012	1955	-----	6,000,000.00	-----	59,730.00	-----	5,940,270.00
	2019				3,000,000.00	-----	-----	2,002,341.80	-----	997,658.20
	No Year				4,552,518.85	1,719,580.00	-----	3,153,968.37	-----	3,118,130.48
	Subtotal		012	1955	7,552,518.85	7,719,580.00	-----	5,216,040.17	-----	10,056,058.68
Intermediary Relending Program Fund Account, Rural Business-Cooperative Service, Agriculture Fund Resources:										
Undisbursed Funds	2020		012	2069	-----	11,605,757.00	-----	6,503,978.86	-----	5,101,778.14
	2019				3,740,952.22	-----	-----	1,321,028.15	-----	2,419,924.07
	2018				2,550,994.25	-----	-----	1,274,297.31	-----	1,276,696.94
	2017				2,518,050.94	-----	-----	392,540.47	-----	2,125,510.47
	2016				1,601,546.13	-----	-----	310,781.33	-----	1,290,764.80
	2015				933,146.17	-----	-126,000.00	185,759.76	-----	¹⁷ 621,386.41
	2014				677,739.68	-----	-----	240,029.75	-----	¹⁸ 437,709.93
	2013				1,479,790.76	-----	-----	-----	-----	¹⁹ 1,479,790.76

Footnotes at End of Chapter

Appropriations, Outlays, and Balances - Continued

Appropriation or Fund Account Title	Account Symbol				Balances, Beginning of Fiscal Year	Appropriations and Other Obligational Authority ¹	Transfers Borrowings and Investment (Net) ²	Outlays (Net)	Balances Withdrawn and Other Transactions ³	Balances, End of Fiscal Year	
	Period of Availability	ATA	AID	MAIN							SUB
	2012				1,932,655.28	-----	-----	17,617.60	-----	²⁰ 1,915,037.68	
	2011				1,927,075.58	-----	-----	-----	-----	³⁷ 1,927,075.58	
	2007				1,820,296.51	-----	-----	-----	-----	²⁴ 1,820,296.51	
	Subtotal		012	2069	000	19,182,247.52	11,605,757.00	-126,000.00	10,246,033.23	-----	20,415,971.29
Energy Assistance Payments, Rural Business - Cooperative Service, Agriculture Fund Resources: Undisbursed Funds	No Year		012	2073	000	12,727,219.19	106,587,000.00	-----	11,925,781.08	-----	107,388,438.11
Rural Economic Development Grants, Rural Business-Cooperative Service, Agriculture Fund Resources: Undisbursed Funds	No Year		012	3105	000	⁷ 654,312,035.20	-----	-----	-133,467,847.31	⁸ 1,085,010.00	786,694,872.51
Biorefinery Assistance Program Account, Rural Business - Cooperative Service, Agriculture Fund Resources: Undisbursed Funds	No Year		012	3106	000	388,649,909.00	23,525,000.00	-----	-----	-----	412,174,909.00
Rural Economic Development Loans Program Account, Rural Business-Cooperative Service, Agriculture Fund Resources: Undisbursed Funds	No Year		012	3108	000	8,219,077.19	278,517.41	-----	-2,159,256.00	-----	10,656,850.60
Public Enterprise Funds											
Alternative Agricultural Research and Commercialization Revolving Fund, Rural Business-Cooperative Service, Agriculture Fund Resources: Undisbursed Funds	No Year		012	4144	000	1,065,703.96	-----	-----	-----	-----	1,065,703.96
Rural Development Loan Fund, Liquidating Account, Rural Business-Cooperative Service, Agriculture Fund Resources: Undisbursed Funds	No Year		012	4233	000	1,041,295.14	-----	-----	-1,583,982.38	⁸ 1,791,295.14	833,982.38
Total, Rural Business - Cooperative Service						1,400,022,637.64	367,379,819.18	-343,316.70	51,012,326.81	2,876,305.14	1,713,170,508.17
Rural Utilities Service											
General Fund Accounts											
Rural Electrification and Telecommunications Loans Program Account, Rural Utilities Service, Agriculture Fund Resources: Undisbursed Funds	2020		012	1230	000	-----	380,143,903.11	-----	376,381,571.88	-----	3,762,331.23
	2019					1,035,000.00	-----	-----	76,755.26	-----	958,244.74
	2017-2019					8,000,000.00	-----	-----	210,450.00	-----	7,789,550.00
	2018					169,949.65	-----	-----	30,771.10	-----	139,178.55
	2017					1,718,734.69	-----	-----	262,137.05	-----	1,456,597.64
	2016					91,646.98	-----	-----	4,347.02	-----	87,299.96
	2001					2,724,629.74	-----	-----	-----	-----	²⁹ 2,724,629.74
	No Year					41,813,018.40	-3,007,860.00	-----	411,982.31	-----	38,393,176.09
	Subtotal		012	1230	000	55,552,979.46	377,136,043.11	-----	377,378,014.62	-----	55,311,007.95

Footnotes at End of Chapter

Appropriations, Outlays, and Balances - Continued

Appropriation or Fund Account Title	Account Symbol				Balances, Beginning of Fiscal Year	Appropriations and Other Obligational Authority ¹	Transfers Borrowings and Investment (Net) ²	Outlays (Net)	Balances Withdrawn and Other Transactions ³	Balances, End of Fiscal Year	
	Period of Availability	ATA	AID	MAIN							SUB
Rural Telephone Bank Program Account, Rural Utilities Service Fund Resources:											
Undisbursed Funds	2020		012	1231	000	----- 3,080,274.00	-----	3,080,274.00	-----	-----	
Distance Learning, Telemedicine and Broadband Program, Rural Utilities Service, Agriculture Fund Resources:											
Undisbursed Funds	2020-2021		012	1232	000	----- 100,000,000.00	-----	3,000,000.00	-----	97,000,000.00	
No Year						966,299,242.95	-----	421,980,922.86	-----	1,311,306,560.86	
Subtotal			012	1232	000	966,299,242.95	-----	521,980,922.86	-----	1,408,306,560.86	
Rural Water and Waste Disposal Program Account, Rural Utilities Service, Agriculture Fund Resources:											
Undisbursed Funds	No Year		012	1980	000	2,892,218,810.96	806,481,678.12	-49,027,369.67	697,477,016.42	-----	2,952,196,102.99
High Energy Cost Grants, Rural Utilities Service, Agriculture Fund Resources:											
Undisbursed Funds	No Year		012	2042	000	32,031,482.77	10,000,000.00	-----	9,214,808.47	-----	32,816,674.30
Public Enterprise Funds											
Rural Development Insurance Fund, Liquidating Account, Rural Utilities Service, Agriculture Fund Resources:											
Undisbursed Funds	No Year		012	4155	000	22,339,297.96	-----	-----	-52,687,324.70	° 60,339,297.96	14,687,324.70
Rural Electrification and Telephone Revolving Fund, Liquidating Account, Rural Utilities Service, Agriculture Fund Resources:											
Undisbursed Funds	No Year		012	4230	000	5,625,884,721.07	348,386,802.44	-64,228,371.95	4,009,916,387.29	42,515,574.18	1,857,611,190.09
Total, Rural Utilities Service						9,594,326,535.17	2,067,065,720.53	-113,255,741.62	5,124,352,781.05	102,854,872.14	6,320,928,860.89
Foreign Agricultural Service											
General Fund Accounts											
Public Law 480, Liquidating Account, Foreign Agriculture Service, Agriculture Fund Resources:											
Undisbursed Funds	No Year		012	2274	000	24,925,880.10	-----	-----	-206,319,091.84	° 214,332,352.23	16,912,619.71
Public Law 480 Program Account, Agriculture Fund Resources:											
Undisbursed Funds	2020		012	2277	000	-----	142,000.00	-----	142,000.00	-----	-----
2015						804,412.00	-----	-----	804,412.00	-----	-----
No Year						944,591.02	24,575,206.00	-----	24,575,206.00	-----	944,591.02
Subtotal			012	2277	000	1,749,003.02	24,717,206.00	-----	24,717,206.00	804,412.00	944,591.02
Food for Peace Title II Grants, Foreign Agricultural Service, Agriculture Fund Resources:											
Undisbursed Funds	No Year		012	2278	000	325,425,356.21	390,000,000.00	117,964,087.16	649,118,927.56	-----	184,270,515.81
Transfer To:											
United States Agency for International Development	No Year	072	012	2278	000	1,591,565,899.25	1,335,000,000.00	-117,964,087.16	1,264,989,444.50	-----	1,543,612,367.59
Subtotal			012	2278	000	1,916,991,255.46	1,725,000,000.00	-----	1,914,108,372.06	-----	1,727,882,883.40

Footnotes at End of Chapter

Appropriations, Outlays, and Balances - Continued

Appropriation or Fund Account Title	Account Symbol				Balances, Beginning of Fiscal Year	Appropriations and Other Obligational Authority ¹	Transfers Borrowings and Investment (Net) ²	Outlays (Net)	Balances Withdrawn and Other Transactions ³	Balances, End of Fiscal Year	
	Period of Availability	ATA	AID	MAIN							SUB
Salaries and Expenses, Foreign Agricultural Service, Agriculture Fund Resources: Undisbursed Funds	2020-2021		012	2900	000	----- 16,930,780.00	----- -----	1,709,612.45	-----	15,221,167.55	
	2020					----- 195,672,220.00	----- -----	158,533,971.20	-----	37,138,248.80	
	2019-2020					12,833,400.00	----- -----	8,482,391.49	-----	4,351,008.51	
	2019					24,227,617.27	----- -----	4,665,731.30	-----	19,561,885.97	
	2018-2019					754,242.03	----- -----	338,000.90	-----	416,241.13	
	2018					-7,079,323.04	----- -----	-13,537,792.21	-----	6,458,469.17	
	2017-2018					1,672,817.06	----- -----	378,810.50	-----	1,294,006.56	
	2017					6,766,271.91	----- -----	-2,527,873.79	-----	9,294,145.70	
	2016-2017					645,896.80	----- -----	60,844.80	-----	585,052.00	
	2016					10,120,419.12	----- -3,300,000.00	-394,101.67	-----	7,214,520.79	
	2015-2016					436,443.00	----- -----	41.84	-----	436,401.16	
	2015					7,765,311.01	----- -7,500,000.00	-1,805,952.78	2,071,263.79	-----	
	2014-2015					541,669.19	----- -----	-----	541,669.19	-----	
	No Year					32,611,045.18	----- -----	7,337,578.23	-----	29,773,466.95	
	Subtotal		012	2900	000	91,295,809.53	217,103,000.00	-10,800,000.00	163,241,262.26	2,612,932.98	131,744,614.29
McGovern-Dole International Food for Education and Child Nutrition Program, Foreign Agricultural Service, Agriculture Fund Resources: Undisbursed Funds	No Year		012	2903	000	816,000,909.02	220,000,000.00	-----	200,513,178.75	-----	835,487,730.27
Trust Fund Accounts											
Miscellaneous Contributed Funds, Foreign Agricultural Service, Agriculture Fund Resources: Undisbursed Funds	No Year		012	8232	000	2,143,937.14	-----	-----	-----	-----	2,143,937.14
Foreign Service National Separation Liability Trust Fund, Foreign Agricultural Service, Agriculture Fund Resources: Undisbursed Funds	No Year		012	8505	000	20,129,493.61	-----	-----	1,825,901.52	-----	18,303,592.09
Total, Foreign Agricultural Service						2,873,236,287.88	2,186,820,206.00	-10,800,000.00	2,098,086,828.75	217,749,697.21	2,733,419,967.92
Food and Nutrition Service											
General Fund Accounts											
Supplemental Nutrition Assistance Program, Food and Nutrition Service, Agriculture Fund Resources: Undisbursed Funds	2020-2022		012	3505	000	-----	3,000,000,000.00	-----	-----	-----	3,000,000,000.00
	2020-2021					-----	16,936,631,000.00	-----	16,184,018,222.77	-----	752,612,777.23
	2019-2021					3,020,000,000.00	-----	1,000,000,000.00	-----	2,020,000,000.00	
	2020					-----	76,660,230,685.00	-----	62,183,965,383.29	-----	14,476,265,301.71
	2019-2020					573,796,999.73	-----	494,251,586.22	-----	79,545,413.51	
	2018-2020					3,000,000,000.00	-----	3,000,000,000.00	-----	-----	
	2019					10,736,955,600.68	-----	2,612,044,832.35	-----	8,124,910,768.33	
	2018-2019					51,157,593.02	-----	34,293,157.13	-----	16,864,435.89	
	2017-2019					2,832,249,020.00	-----	-----	-----	2,832,249,020.00	

Footnotes at End of Chapter

Appropriations, Outlays, and Balances - Continued

Appropriation or Fund Account Title	Account Symbol				Balances, Beginning of Fiscal Year	Appropriations and Other Obligational Authority ¹	Transfers Borrowings and Investment (Net) ²	Outlays (Net)	Balances Withdrawn and Other Transactions ³	Balances, End of Fiscal Year	
	Period of Availability	ATA	AID	MAIN							SUB
	2018				5,201,005,841.70	-----	-----	83,785,055.02	-----	5,117,220,786.68	
	2017-2018				30,425,587.65	-----	-----	1,829,445.26	-----	28,596,142.39	
	2016-2018				8,295,411.51	-----	-----	7,912,252.00	-----	383,159.51	
	2015-2018				51,255,021.14	-----	-----	3,594,424.28	-----	47,660,596.86	
	2014-2018				3,789,731.01	-----	-----	302,175.83	-----	3,487,555.18	
	2017				5,318,287,577.41	-----	-----	19,430,938.57	-----	5,298,856,638.84	
	2016-2017				9,062,768.24	-----	-----	235,263.08	-----	8,827,505.16	
	2015-2017				2,742,472,725.00	-----	-----	-----	-----	2,742,472,725.00	
	2016				4,570,862,928.00	-----	-----	13,210,326.48	-----	4,557,652,601.52	
	2015-2016				6,137,204.08	-----	-----	-----	-----	6,137,204.08	
	2015				2,372,012,697.40	-----	-----	1,075,077.48	2,370,937,619.92	-----	
	2014-2015				3,017,115,783.30	-----	-----	-----	3,017,115,783.30	-----	
	No Year				22,216,209.25	-----	-----	1,867,980.82	-----	20,348,228.43	
	Subtotal		012	3505	000	43,567,098,699.12	96,596,861,685.00	-----	85,641,816,120.58	5,388,053,403.22	49,134,090,860.32
Commodity Assistance Program, Food and Nutrition Service, Agriculture Fund Resources:											
Undisbursed Funds											
	2020-2021		012	3507	000	-----	1,218,777,786.00	-----	512,997,041.15	-----	705,780,744.85
	2019-2020					139,666,242.99	-----	-----	126,272,694.93	-----	13,393,548.06
	2018-2019					31,824,012.70	-----	-----	28,381,629.32	-----	3,442,383.38
	2017-2018					2,944,549.98	-----	-----	8,746.03	-----	2,935,803.95
	2016-2017					2,863,260.96	-----	-----	10,835.09	-----	2,852,425.87
	2015-2016					2,420,691.63	-----	-----	-1,925.38	-----	2,422,617.01
	2014-2015					1,544,147.31	-----	-----	-71.00	1,544,218.31	-----
	Subtotal		012	3507	000	181,262,905.57	1,218,777,786.00	-----	667,668,950.14	1,544,218.31	730,827,523.12
Nutrition Programs Administration, Food and Nutrition Service, Agriculture Fund Resources:											
Undisbursed Funds											
	2019-2021		012	3508	000	12,222,889.89	-----	-----	5,087,595.94	-----	7,135,293.95
	2020					-----	154,471,000.00	-----	126,381,641.61	-----	28,089,358.39
	2019					28,926,076.91	-----	-----	22,575,372.59	-----	6,350,704.32
	2018					6,812,881.88	-----	-----	1,295,935.10	-----	5,516,946.78
	2017					3,678,907.40	-----	-----	142,494.35	-----	3,536,413.05
	2016					2,382,883.90	-----	-----	388,869.71	-----	1,994,014.19
	2015					2,323,624.44	-----	-400,000.00	2,163.10	1,921,461.34	-----
	No Year					17,502,162.93	-----	-----	8,317,840.88	-----	9,184,322.05
	Subtotal		012	3508	000	73,849,427.35	154,471,000.00	-400,000.00	164,191,913.28	1,921,461.34	61,807,052.73
Special Supplemental Nutrition Program for Women, Infants, and Children (WIC), Food and Nutrition Service, Agriculture Fund Resources:											
Undisbursed Funds											
	2020-2021		012	3510	000	-----	5,500,000,000.00	-----	2,780,738,726.14	-----	2,719,261,273.86
	2019-2020					2,204,952,308.06	-----	-----	2,130,127,392.48	-----	74,824,915.58
	2018-2019					66,807,488.44	-----	-----	37,761,900.26	-----	29,045,588.18
	2017-2018					22,657,994.37	-----	-----	8,572,285.92	-----	14,085,708.45
	2016-2017					4,502,031.61	-----	-----	1,173,957.12	-----	3,328,074.49

Footnotes at End of Chapter

Appropriations, Outlays, and Balances - Continued

Appropriation or Fund Account Title	Account Symbol				Balances, Beginning of Fiscal Year	Appropriations and Other Obligational Authority ¹	Transfers Borrowings and Investment (Net) ²	Outlays (Net)	Balances Withdrawn and Other Transactions ³	Balances, End of Fiscal Year	
	Period of Availability	ATA	AID	MAIN							SUB
	2015-2016				12,528,403.20	-----	-----	4,510,507.10	-----	8,017,896.10	
	2014-2015				7,050,521.91	-----	-----	2,352,576.84	4,697,945.07	-----	
	No Year				305,307,755.70	941,000.00	-----	45,521,824.22	-----	260,726,931.48	
	Subtotal		012	3510	000	2,623,806,503.29	5,500,941,000.00	-----	5,010,759,170.08	4,697,945.07	3,109,290,388.14
Child Nutrition Programs, Food and Nutrition Service, Agriculture Fund Resources:											
Undisbursed Funds	2020-2021		012	3539	000	-----	32,367,384,829.00	-----	16,960,449,920.82	-----	15,406,934,908.18
	2020					-----	250,000.00	-----	36,179.00	-----	213,821.00
	2019-2020					5,384,948,738.79	-----	-----	4,994,884,290.58	-----	390,064,448.21
	2019					250,000.00	-----	-----	250,000.00	-----	-----
	2018-2019					781,506,812.53	-----	-----	602,857,640.68	-----	178,649,171.85
	2018					45,507.32	-----	-----	45,383.32	-----	124.00
	2017-2018					184,737,980.94	-----	-----	12,009,595.08	-----	172,728,385.86
	2016-2017					208,413,517.48	-----	-----	8,464,067.19	-----	199,949,450.29
	2013-2017					6,842,069.86	-----	-----	567,979.40	-----	6,274,090.46
	2015-2016					149,223,323.84	-----	-----	-235,146.14	-----	149,458,469.98
	2015					53.01	-----	-----	-----	53.01	-----
	2014-2015					131,590,317.58	-----	-----	518,393.88	131,071,923.70	-----
	No Year					352,622,042.42	256,424,794.00	-----	165,415,771.20	-----	443,631,065.22
	Subtotal		012	3539	000	7,200,180,363.77	32,624,059,623.00	-----	22,745,264,075.01	131,071,976.71	16,947,903,935.05
Total, Food and Nutrition Service						53,646,197,899.10	136,095,111,094.00	-400,000.00	114,229,700,229.09	5,527,289,004.65	69,983,919,759.36
Forest Service											
General Fund Accounts											
Capital Improvement and Maintenance, Forest Service, Agriculture Fund Resources:											
Undisbursed Funds	2020-2023		012	1103	000	-----	455,000,000.00	-----	298,869,571.14	-----	156,130,428.86
	2019-2022					149,296,880.55	-----	-----	108,389,198.50	-----	40,907,682.05
	2020-2021					-----	26,800,000.00	-----	2,442,653.25	-----	24,357,346.75
	2018-2021					72,123,465.60	-----	-----	38,292,213.54	-----	33,831,252.06
	2017-2020					6,770,792.10	-----	-----	5,592,164.74	-----	1,178,627.36
	No Year					114,918,935.39	-----	-----	24,514,450.14	-----	90,404,485.25
	Subtotal		012	1103	000	343,110,073.64	481,800,000.00	-----	478,100,251.31	-----	346,809,822.33
Forest and Rangeland Research, Forest Service, Agriculture Fund Resources:											
Undisbursed Funds	2020-2023		012	1104	000	-----	305,000,000.00	-----	208,649,393.66	-----	96,350,606.34
	2019-2022					79,951,267.86	-----	-----	44,985,516.96	-----	34,965,750.90
	2020-2021					-----	3,000,000.00	-----	47,554.84	-----	2,952,445.16
	2018-2021					29,335,114.63	-----	-----	17,753,803.31	-----	11,581,311.32
	2017-2020					12,866,226.02	-----	-----	8,335,919.44	-----	4,530,306.58
	No Year					9,498,778.79	-----	-----	4,595,153.20	-----	4,903,625.59
	Subtotal		012	1104	000	131,651,387.30	308,000,000.00	-----	284,367,341.41	-----	155,284,045.89

Footnotes at End of Chapter

Appropriations, Outlays, and Balances - Continued

Appropriation or Fund Account Title	Account Symbol				Balances, Beginning of Fiscal Year	Appropriations and Other Obligational Authority ¹	Transfers Borrowings and Investment (Net) ²	Outlays (Net)	Balances Withdrawn and Other Transactions ³	Balances, End of Fiscal Year	
	Period of Availability	ATA	AID	MAIN							SUB
State and Private Forestry, Forest Service, Agriculture Fund Resources:											
Undisbursed Funds	2020-2023		012	1105	000	-----	282,945,000.00	-----	69,318,792.34	-----	213,626,207.66
	2019-2022					196,310,186.24	-----	-----	63,872,632.86	-----	132,437,553.38
	2018-2021					119,683,666.65	-----	-----	46,747,088.22	-----	72,936,578.43
	2017-2020					23,396,601.36	-----	-----	10,413,607.78	-----	12,982,993.58
	2018-2019					862,834.91	-----	-----	50,947.61	-----	811,887.30
	2017-2018					592,665.62	-----	-----	307,618.65	-----	285,046.97
	2016-2017					23,724.48	-----	-----	-----	-----	23,724.48
	2015-2016					19,067.50	-----	-----	-----	-----	19,067.50
	2014-2015					9,178.09	-----	-----	-----	9,178.09	-----
	No Year					67,425,623.83	-----	-----	20,929,273.51	-----	46,496,350.32
Transfer To:											
National Park Service, Interior	2018-2021	014	012	1105	010	338,766.57	-----	-----	175,675.55	-----	163,091.02
	2017-2020					34,935.36	-----	-----	5,400.00	-----	29,535.36
	No Year					39,132.71	-----	-----	10,842.87	-----	28,289.84
Bureau of Land Management, Interior	2018-2021	014	012	1105	011	260,749.00	-----	-----	70,000.00	-----	190,749.00
	2017-2020					532.75	-----	-----	532.75	-----	-----
	No Year					15,524.02	-----	-----	-26,823.83	-----	42,347.85
U.S. Fish and Wildlife Service, Interior	2020-2023	014	012	1105	016	-----	55,000.00	-----	-----	-----	55,000.00
	2019-2022					169,000.00	-----	-----	60,569.21	-----	108,430.79
	2018-2021					136,173.37	-----	-----	112,547.13	-----	23,626.24
	2017-2020					41,436.13	-----	-----	4,811.13	-----	36,625.00
	No Year					10,167.93	-----	-----	8,066.15	-----	2,101.78
Bureau of Indian Affairs and Bureau of Indian Education, Interior	2018-2021	014	012	1105	020	50,000.00	-----	-----	50,000.00	-----	-----
	No Year					12.21	-----	-----	-----	-----	12.21
Army	No Year	021	012	1105	000	209,933.76	-----	-----	-----	-----	209,933.76
Air Force	2017-2020	057	012	1105	000	7,948.89	-----	-----	-----	-----	7,948.89
	No Year					104,024.33	-----	-----	7,670.63	-----	96,353.70
Corps of Engineers	No Year	096	012	1105	000	40,216.60	-----	-----	-----	-----	40,216.60
	Subtotal		012	1105	000	409,782,102.31	283,000,000.00	-----	212,119,252.56	9,178.09	480,653,671.66
National Forest System, Forest Service, Agriculture Fund Resources:											
Undisbursed Funds	2020-2023		012	1106	000	-----	1,956,392,000.00	-----	1,500,659,701.22	-----	455,732,298.78
	2019-2022					425,234,488.08	-----	-----	262,236,774.08	-----	162,997,714.00
	2020-2021					-----	34,000,000.00	-----	6,527,916.34	-----	27,472,083.66
	2018-2021					143,386,699.59	-----	-----	63,963,006.58	-----	79,423,693.01
	2017-2020					38,442,979.71	-----	-----	19,516,596.10	-----	18,926,383.61
	No Year					147,295,146.79	-----	-1,025.00	24,835,484.95	-----	122,458,636.84
Transfer To:											
Interior, Bureau of Land Management	No Year	014	012	1106	011	52,131.81	-----	-----	-----	-----	52,131.81
Funds Held Outside the Treasury			012	1106	000	74,389.00	-----	1,025.00	-----	-----	75,414.00

Footnotes at End of Chapter

Appropriations, Outlays, and Balances - Continued

Appropriation or Fund Account Title	Account Symbol				Balances, Beginning of Fiscal Year	Appropriations and Other Obligational Authority ¹	Transfers Borrowings and Investment (Net) ²	Outlays (Net)	Balances Withdrawn and Other Transactions ³	Balances, End of Fiscal Year
	Period of Availability	ATA	AID	MAIN SUB						
Subtotal		012	1106	000	754,485,834.98	1,990,392,000.00	-----	1,877,739,479.27	-----	867,138,355.71
Wildland Fire Management, Forest Service, Agriculture Fund Resources:										
Undisbursed Funds	2019-2022	012	1115	000	1,055,705,725.73	-----	-----	975,118,653.25	-----	80,587,072.48
	2020-2021				-----	7,000,000.00	-----	3,534,083.64	-----	3,465,916.36
	2018-2021				87,738,993.98	-----	-----	16,130,677.03	-----	71,608,316.95
	2017-2020				177,833,124.49	-----	-----	115,109,417.92	-----	62,723,706.57
	No Year				315,777,675.11	2,303,620,000.00	-1,834,500.00	1,676,856,680.50	-----	940,706,494.61
Subtotal		012	1115	000	1,637,055,519.31	2,310,620,000.00	-1,834,500.00	2,786,749,512.34	-----	1,159,091,506.97
Payment to States, Northern Spotted Owl Guarantee, Forest Service, Agriculture Fund Resources:										
Undisbursed Funds	2020	012	1117	000	-----	113,200,000.00	-----	113,200,000.00	-----	-----
	2019				15.66	-----	-----	-----	-----	15.66
Subtotal		012	1117	000	15.66	113,200,000.00	-----	113,200,000.00	-----	15.66
Management of National Forest Lands for Subsistence Uses, Forest Service, Agriculture Fund Resources:										
Undisbursed Funds	2020-2023	012	1119	000	-----	2,500,000.00	-----	2,126,112.25	-----	373,887.75
	2019-2022				854,946.96	-----	-----	288,995.40	-----	565,951.56
	2018-2021				720,533.33	-----	-----	315,482.07	-----	405,051.26
	2017-2020				25,630.80	-----	-----	-----	-----	25,630.80
	No Year				120,099.23	-----	-----	6,400.03	-----	113,699.20
Subtotal		012	1119	000	1,721,210.32	2,500,000.00	-----	2,736,989.75	-----	1,484,220.57
Wildfire Suppression Operations Reserve Fund, Forest Service, Agriculture Fund Resources:										
Undisbursed Funds	No Year	012	1121	000	-----	1,950,000,000.00	-----	-----	-----	1,950,000,000.00
Special Fund Accounts										
Land Acquisition, Forest Service, Agriculture Fund Resources:										
Undisbursed Funds	No Year	012	5004	000	121,885,869.40	78,898,000.00	-----	65,000,880.91	2,000,000.00	133,782,988.49
Payments to States, National Forests Fund, Forest Service, Agriculture Fund Resources:										
Undisbursed Funds	No Year	012	5201	000	71,724,727.14	125,522,160.23	-----	110,679,319.27	-----	86,567,568.10
Timber Roads, Purchaser Elections, Forest Service, Agriculture Fund Resources:										
Undisbursed Funds	No Year	012	5202	000	33,426,190.18	2,000,000.00	-----	1,731,867.73	-----	33,694,322.45
Roads and Trails for States, National Forests Fund, Forest Service, Agriculture Fund Resources:										
Undisbursed Funds	No Year	012	5203	000	65,643.64	15,887,161.77	-----	3,748.42	⁴ 15,887,161.77	61,895.22
Timber Salvage Sales, Forest Service, Agriculture Fund Resources:										
Undisbursed Funds	No Year	012	5204	000	90,764,184.83	33,727,466.68	-----	44,630,793.79	-----	79,860,857.72

Footnotes at End of Chapter

Appropriations, Outlays, and Balances - Continued

Appropriation or Fund Account	Account Symbol					Balances, Beginning of Fiscal Year	Appropriations and Other Obligational Authority ¹	Transfers Borrowings and Investment (Net) ²	Outlays (Net)	Balances Withdrawn and Other Transactions ³	Balances, End of Fiscal Year
Title	Period of Availability	ATA	AID	MAIN	SUB						
Expenses, Brush Disposal, Forest Service, Agriculture Fund Resources: Undisbursed Funds	No Year		012	5206	000	31,632,943.22	8,104,404.38	-----	9,890,240.32	-----	29,847,107.28
Range Betterment Fund, Forest Service, Agriculture Fund Resources: Undisbursed Funds	2020-2023		012	5207	000	-----	2,656,469.00	-----	1,243,575.22	-----	1,412,893.78
	2019-2022					1,569,900.98	-----	-----	814,963.96	-----	754,937.02
	2018-2021					1,017,815.64	-----	-----	478,902.71	-----	538,912.93
	2017-2020					478,841.40	-----	-----	269,192.89	-----	209,648.51
	No Year					218,209.01	-----	-----	30,622.85	-----	187,586.16
	Subtotal		012	5207	000	3,284,767.03	2,656,469.00	-----	2,837,257.63	-----	3,103,978.40
Acquisition of Lands for National Forests, Special Acts, Forest Service, Agriculture Fund Resources: Undisbursed Funds	2020		012	5208	000	-----	700,000.00	-----	90,000.00	-----	610,000.00
	2019					664,754.34	-----	-----	1,800.00	-----	662,954.34
	2018					539,776.93	-----	-----	-----	-----	539,776.93
	2017					950,000.00	-----	-----	-----	-----	950,000.00
	2016					633,000.00	-----	-----	-----	-----	633,000.00
	2015					81,000.00	-----	-----	-----	81,000.00	-----
	Subtotal		012	5208	000	2,868,531.27	700,000.00	-----	91,800.00	81,000.00	3,395,731.27
Payment to Minnesota (Cook, Lake, and Saint Louis Counties) from the National Forests Fund, Forest Service, Agriculture Fund Resources: Undisbursed Funds	No Year		012	5213	000	8,671,500.00	6,150,000.00	-----	5,787,150.00	-----	9,034,350.00
Licensee Programs, Forest Service, Agriculture Fund Resources: Undisbursed Funds	No Year		012	5214	000	2,186,101.74	1,286,442.25	-----	609,878.28	-----	2,862,665.71
Restoration of Forest Lands and Improvements, Forest Service, Agriculture Fund Resources: Undisbursed Funds	No Year		012	5215	000	307,259,981.50	1,156,384.84	679,740.25	20,991,411.33	-----	288,104,695.26
Acquisition of Lands to Complete Land Exchanges, Forest Service, Agriculture Undisbursed Funds	2018-2021		012	5216	000	115,000.00	-----	-----	-----	-----	115,000.00
	No Year					31,378,551.16	8,377,637.93	-----	5,588,644.45	-----	34,167,544.64
	Subtotal		012	5216	000	31,493,551.16	8,377,637.93	-----	5,588,644.45	-----	34,282,544.64
Operation and Maintenance of Quarters, Forest Service, Agriculture Fund Resources: Undisbursed Funds	No Year		012	5219	000	28,085,430.53	9,841,068.42	-----	7,663,407.26	-----	30,263,091.69
Resource Management Timber Receipts, Forest Service, Agriculture Fund Resources: Undisbursed Funds	No Year		012	5220	000	10,161.06	-----	-----	-----	10,161.06	-----

Footnotes at End of Chapter

Appropriations, Outlays, and Balances - Continued

Appropriation or Fund Account Title	Account Symbol				Balances, Beginning of Fiscal Year	Appropriations and Other Obligational Authority ¹	Transfers Borrowings and Investment (Net) ²	Outlays (Net)	Balances Withdrawn and Other Transactions ³	Balances, End of Fiscal Year	
	Period of Availability	ATA	AID	MAIN							SUB
Quinalt Special Management Area, Forest Service, Agriculture Fund Resources: Undisbursed Funds	No Year		012	5223	000	17,530.33	559.35	-----	-----	-----	18,089.68
Timber Sales Pipeline Restoration Fund, Forest Service, Agriculture Fund Resources: Undisbursed Funds	No Year		012	5264	000	13,759,089.88	3,312,309.82	-----	6,205,428.35	-----	10,865,971.35
Recreation Fee Demonstration Program, Forest Service, Agriculture Fund Resources: Undisbursed Funds	No Year		012	5268	000	135,271,980.98	92,764,754.66	-----	95,465,003.10	-----	132,571,732.54
MNP Rental Fee Account, Forest Service, Agriculture Fund Resources: Undisbursed Funds	No Year		012	5277	000	4,192,571.08	575,821.78	-----	688,748.81	-----	4,079,644.05
Midewin National Tallgrass Prairie Restoration Fund, Forest Service, Agriculture Fund Resources: Undisbursed Funds	No Year		012	5278	000	0.60	-----	-----	-----	0.60	-----
Land Between the Lakes Management Fund, Forest Service, Agriculture Fund Resources: Undisbursed Funds	No Year		012	5360	000	6,669,971.69	4,836,424.75	-----	4,447,736.00	-----	7,058,660.44
Administration of Rights-of-Way and Other Land Uses Fund, Forest Service, Agriculture Fund Resources: Undisbursed Funds	No Year		012	5361	000	25,233,469.99	1,584,804.78	-----	2,828,713.35	-----	23,989,561.42
State and Private Forestry, Forest Service, Agriculture Fund Resources: Undisbursed Funds	No Year		012	5367	000	210,976,858.26	63,990,000.00	-----	57,066,367.61	-----	217,900,490.65
Hardwood Technology Transfer and Applied Research Fund, Forest Service, Agriculture Fund Resources: Undisbursed Funds	No Year		012	5462	000	288,750.52	-----	-----	184,835.10	-----	103,915.42
Stewardship Contracting Product Sales, Forest Service, Agriculture Fund Resources: Undisbursed Funds	No Year		012	5540	000	58,919,061.99	32,335,618.00	-----	18,922,546.53	-----	72,332,133.46
Payments to Counties, National Grasslands, Forest Service, Agriculture Fund Resources: Undisbursed Funds	No Year		012	5896	000	10,715,504.76	39,415,991.35	-----	37,086,135.24	-----	13,045,360.87
Intragovernmental Funds											
Working Capital Fund, Forest Service, Agriculture Fund Resources: Undisbursed Funds	No Year		012	4605	000	322,269,803.76	-----	-----	-15,025,199.83	-----	337,295,003.59
Trust Fund Accounts											
Cooperative Work, Forest Service, Agriculture Fund Resources: Undisbursed Funds	No Year		012	8028	000	374,866,462.46	70,771,970.09	-----	79,617,280.19	-----	366,021,152.36

Footnotes at End of Chapter

Appropriations, Outlays, and Balances - Continued

Appropriation or Fund Account Title	Account Symbol				Balances, Beginning of Fiscal Year	Appropriations and Other Obligational Authority ¹	Transfers Borrowings and Investment (Net) ²	Outlays (Net)	Balances Withdrawn and Other Transactions ³	Balances, End of Fiscal Year	
	Period of Availability	ATA	AID	MAIN							SUB
Donations for Forest and Rangeland Research, Forest Service, Agriculture Fund Resources:											
Undisbursed Funds	2018-2021		012	8034	000	1,382.71	-----	-----	-----	1,382.71	
	2017-2020					29.29	-----	-----	-----	29.29	
	No Year					114,726.96	-----	103.00	-----	114,623.96	
	Subtotal		012	8034	000	116,138.96	-----	103.00	-----	116,035.96	
Land Between the Lakes Trust Fund, Forest Service, Agriculture Fund Resources:											
Undisbursed Funds	No Year		012	8039	000	291,643.54	127,891.34	48,187.22	-----	371,347.66	
Unrealized Discount on Investments						-9,769.47	-----	-----	-----	-9,769.47	
Investments in US Treasury Securities						5,684,059.83	-----	-----	-----	5,684,059.83	
	Subtotal		012	8039	000	5,965,933.90	127,891.34	48,187.22	-----	6,045,638.02	
Reforestation Trust Fund, Forest Service, Agriculture Fund Resources:											
Undisbursed Funds	No Year		012	8046	000	23,026,294.34	30,000,000.00	27,319,846.10	-----	25,706,448.24	
Total, Forest Service						5,203,455,149.72	8,073,535,341.42	-1,154,759.75	6,345,374,956.80	17,987,501.52	6,912,473,273.07
Buildings and Facilities											
General Fund Accounts											
Agriculture Buildings and Facilities, Agriculture Fund Resources:											
Undisbursed Funds	No Year		012	0117	000	69,350,661.81	128,167,000.00	73,484,729.58	-----	124,032,932.23	
Total, Buildings and Facilities						69,350,661.81	128,167,000.00	73,484,729.58	-----	124,032,932.23	
Office of Chief Financial Officer											
General Fund Accounts											
Expenses, Office of the Chief Financial Officer, Agriculture Fund Resources:											
Undisbursed Funds	2020		012	0014	000	-----	5,928,000.00	-----	5,075,852.40	852,147.60	
	2019					862,437.16	-----	-----	598,300.68	264,136.48	
	2018					142,683.56	-----	-----	6,759.96	135,923.60	
	2017					126,370.29	-----	-----	616.81	125,753.48	
	2016					183,431.75	-----	-----	-94.91	183,526.66	
	2015					143,954.25	-----	-123,214.00	704.80	-----	
	Subtotal		012	0014	000	1,458,877.01	5,928,000.00	-123,214.00	5,682,139.74	20,035.45	1,561,487.82
Total, Office of Chief Financial Officer						1,458,877.01	5,928,000.00	-123,214.00	5,682,139.74	20,035.45	1,561,487.82
Office of Chief Information Officer											
General Fund Accounts											
Expenses, Office of the Chief Information Officer, Agriculture Fund Resources:											
Undisbursed Funds	2020		012	0013	000	-----	65,830,000.00	-----	51,182,349.32	14,647,650.68	
	2019					5,550,996.96	-----	-----	4,221,335.02	1,329,661.94	
	2018					4,369,313.08	-----	-----	3,694,275.37	675,037.71	
	2017					1,046,991.23	-----	-----	91,908.13	955,083.10	

Footnotes at End of Chapter

Appropriations, Outlays, and Balances - Continued

Appropriation or Fund Account Title	Account Symbol				Balances, Beginning of Fiscal Year	Appropriations and Other Obligational Authority ¹	Transfers Borrowings and Investment (Net) ²	Outlays (Net)	Balances Withdrawn and Other Transactions ³	Balances, End of Fiscal Year
	Period of Availability	ATA	AID	MAIN SUB						
	2016				527,337.97	-----	-----	168,229.67	-----	359,108.30
	2015				554,418.77	-----	-234,000.00	150,374.40	170,044.37	-----
	Subtotal		012	0013 000	12,049,058.01	65,830,000.00	-234,000.00	59,508,471.91	170,044.37	17,966,541.73
Total, Office of Chief Information Officer					12,049,058.01	65,830,000.00	-234,000.00	59,508,471.91	170,044.37	17,966,541.73
Hazardous Materials Management										
General Fund Accounts										
Hazardous Materials Management, Agriculture										
Fund Resources:										
Undisbursed Funds	No Year		012	0500 000	20,111,781.36	4,503,000.00	-----	7,076,841.32	-----	17,537,940.04
Total, Hazardous Materials Management					20,111,781.36	4,503,000.00	-----	7,076,841.32	-----	17,537,940.04
Farm Production and Conservation										
General Fund Accounts										
Farm Production and Conservation Business Center, Farm Production and Conservation Programs, Agriculture										
Fund Resources:										
Undisbursed Funds	2020		012	0180 000	-----	256,539,166.00	-----	196,259,399.14	-----	60,279,766.86
	2019				85,475,748.03	-----	-----	55,193,033.62	-----	30,282,714.41
	No Year				169,779.25	-----	-----	-----	-----	169,779.25
	Subtotal		012	0180 000	85,645,527.28	256,539,166.00	-----	251,452,432.76	-----	90,732,260.52
Total, Farm Production and Conservation					85,645,527.28	256,539,166.00	-----	251,452,432.76	-----	90,732,260.52
Deductions for Offsetting Receipts										
Proprietary Receipts from the Public					-----	-2,889,340,537.30	-----	-2,889,340,537.30	-----	-----
Intrabudgetary Receipts Deducted by Agency					-----	25,893,266.04	-----	25,893,266.04	-----	-----
Offsetting Governmental Receipts					-----	-25,000,000.00	-----	-25,000,000.00	-----	-----
Total, Offsetting Receipts					-----	-2,888,447,271.26	-----	-2,888,447,271.26	-----	-----
Total, Department of Agriculture					125,047,266,368.93	5,124,903,925,983.03	-4,845,938,688,155.50	184,222,643,143.95	51,952,785,402.87	167,837,075,649.64
Memorandum										
Financing Accounts										
Public Enterprise Funds										
Rural Business Investment Program Guaranteed Financing Account, Rural Business - Cooperative Service										
Fund Resources:										
Undisbursed Funds	No Year		012	4033 000	24,847,283.92	-----	-21,076,000.00	1,327,994.00	-----	2,443,289.92
P.L. 480 Direct Loan Financing Account										
Fund Resources:										
Undisbursed Funds	No Year		012	4049 000	24,788,283.98	-----	-68,310,737.08	-71,360,410.69	-----	27,837,957.59
Authority to Borrow from the Treasury					-----	22,000,000.00	-22,000,000.00	-----	-----	-----
	Subtotal		012	4049 000	24,788,283.98	22,000,000.00	-90,310,737.08	-71,360,410.69	-----	27,837,957.59
Enterprise for the America's Initiative, Financing Account										
Fund Resources:										
Undisbursed Funds	No Year		012	4143 000	61,962,225.03	-----	-----	-10,076,623.56	-----	72,038,848.59

Footnotes at End of Chapter

Appropriations, Outlays, and Balances - Continued

Appropriation or Fund Account Title	Account Symbol				Balances, Beginning of Fiscal Year	Appropriations and Other Obligational Authority ¹	Transfers Borrowings and Investment (Net) ²	Outlays (Net)	Balances Withdrawn and Other Transactions ³	Balances, End of Fiscal Year	
	Period of Availability	ATA	AID	MAIN							SUB
Distance Learning and Telemedicine Direct Loan Financing Account, Rural Utilities Service Fund Resources:											
Undisbursed Funds	No Year		012	4146	000	227,944,575.03	-----	-161,566,200.00	-100,901,085.17	-----	167,279,460.20
Authority to Borrow from the Treasury						66,261,883.27	337,451,147.81	-31,442,000.00	-----	53,734,873.89	318,536,157.19
Subtotal			012	4146	000	294,206,458.30	337,451,147.81	-193,008,200.00	-100,901,085.17	53,734,873.89	485,815,617.39
Farm Storage Facility Direct Loan Financing Account, Farm Service Agency Fund Resources:											
Undisbursed Funds	No Year		012	4158	000	247,448,195.25	-----	174,966,486.30	46,658,748.42	-----	375,755,933.13
Authority to Borrow from the Treasury						-----	474,795,239.00	-411,186,475.71	-----	63,608,763.29	-----
Subtotal			012	4158	000	247,448,195.25	474,795,239.00	-236,219,989.41	46,658,748.42	63,608,763.29	375,755,933.13
Rural Economic Development Direct Loans Financing Account, Rural Business-Cooperative Development Service Fund Resources:											
Undisbursed Funds	No Year		012	4176	000	35,894,165.62	-----	-2,954,000.00	-1,250,614.10	-----	34,190,779.72
Authority to Borrow from the Treasury						51,354,709.21	48,623,042.99	-33,004,000.00	-----	12,305,388.02	54,668,364.18
Subtotal			012	4176	000	87,248,874.83	48,623,042.99	-35,958,000.00	-1,250,614.10	12,305,388.02	88,859,143.90
Rural Electrification and Telephone Direct Loan Financing Account, Rural Utilities Service Fund Resources:											
Undisbursed Funds	No Year		012	4208	000	4,653,818,570.77	-----	^{38,39} 242,250,061.41	1,324,788,429.96	-----	3,571,280,202.22
Authority to Borrow from the Treasury						13,883,169,565.19	7,730,393,454.22	-5,677,642,057.99	-----	1,156,118,873.30	14,779,802,088.12
Subtotal			012	4208	000	18,536,988,135.96	7,730,393,454.22	-5,435,391,996.58	1,324,788,429.96	1,156,118,873.30	18,351,082,290.34
Rural Electrification and Telephone Guaranteed Loan Financing Account, Rural Electrification Administration Fund Resources:											
Undisbursed Funds	No Year		012	4209	000	37,259.52	-----	-----	25,740.63	-----	11,518.89
Rural Telephone Bank Direct Loan Financing Account, Rural Utilities Service Fund Resources:											
Undisbursed Funds	No Year		012	4210	000	26,747,626.68	-----	-29,545,180.93	-18,118,559.31	-----	15,321,005.06
Authority to Borrow from the Treasury						-----	1,900,271.00	-28,000.00	-----	1,872,271.00	-----
Subtotal			012	4210	000	26,747,626.68	1,900,271.00	-29,573,180.93	-18,118,559.31	1,872,271.00	15,321,005.06
Apple Loans Direct Loan Financing Account, Farm Service Agency Fund Resources:											
Undisbursed Funds	No Year		012	4211	000	18.14	-----	-----	0.08	-----	18.06
Authority to Borrow from the Treasury						6.00	-----	-----	-----	-----	6.00
Subtotal			012	4211	000	24.14	-----	-----	0.08	-----	24.06
Agricultural Credit Insurance Fund Direct Loan Financing Account, Consolidated Farm Service Agency Fund Resources:											
Undisbursed Funds	No Year		012	4212	000	1,515,683,225.77	-----	1,634,934,704.39	1,455,022,744.16	-----	1,695,595,186.00
Authority to Borrow from the Treasury						630,682,849.29	5,392,644,016.00	-3,407,426,536.39	-----	1,508,961,770.03	1,106,938,558.87
Subtotal			012	4212	000	2,146,366,075.06	5,392,644,016.00	-1,772,491,832.00	1,455,022,744.16	1,508,961,770.03	2,802,533,744.87

Footnotes at End of Chapter

Appropriations, Outlays, and Balances - Continued

Appropriation or Fund Account Title	Account Symbol				Balances, Beginning of Fiscal Year	Appropriations and Other Obligational Authority ¹	Transfers Borrowings and Investment (Net) ²	Outlays (Net)	Balances Withdrawn and Other Transactions ³	Balances, End of Fiscal Year
	Period of Availability	ATA	AID	MAIN SUB						
Agricultural Credit Insurance Fund Guaranteed Loan Financing Account, Consolidated Farm Service Agency Fund Resources:										
Undisbursed Funds	No Year		012	4213 000	223,611,697.30	-----	4,760,951.40	-1,295,550.10	-----	229,668,198.80
Authority to Borrow from the Treasury					952.72	93,480,001.00	-4,811,512.77	-----	87,696,439.80	973,001.15
Subtotal			012	4213 000	223,612,650.02	93,480,001.00	-50,561.37	-1,295,550.10	87,696,439.80	230,641,199.95
Rural Housing Insurance Fund Direct Loan Financing Account, Rural Housing and Community Development Service Fund Resources:										
Undisbursed Funds	No Year		012	4215 000	1,267,783,777.70	-----	49,972,688.00	-147,144,814.66	-----	1,464,901,280.36
Authority to Borrow from the Treasury					661,847,973.16	1,216,826,844.18	-1,245,549,000.00	-----	85,359,600.03	547,766,217.31
Subtotal			012	4215 000	1,929,631,750.86	1,216,826,844.18	-1,195,576,312.00	-147,144,814.66	85,359,600.03	2,012,667,497.67
Rural Housing Insurance Fund Guaranteed Loan Financing Account, Rural Housing and Community Development Service Fund Resources:										
Undisbursed Funds	No Year		012	4216 000	927,160,636.93	-----	5,434,500.00	-985,843,300.96	-----	1,918,438,437.89
Authority to Borrow from the Treasury					19,060,155.86	139,568,095.54	-13,595,000.00	-----	115,947,293.96	29,085,957.44
Subtotal			012	4216 000	946,220,792.79	139,568,095.54	-8,160,500.00	-985,843,300.96	115,947,293.96	1,947,524,395.33
Rural Development Insurance Fund Guaranteed Loan Financing Account, Rural Utilities Service Fund Resources:										
Undisbursed Funds	No Year		012	4218 000	723,899.32	-----	38,000.00	43,663.72	-----	718,235.60
Authority to Borrow from the Treasury					4,107,521.93	-----	-38,000.00	-----	-----	4,069,521.93
Subtotal			012	4218 000	4,831,421.25	-----	-----	43,663.72	-----	4,787,757.53
Rural Development Loan Fund Direct Loan Financing Account, Rural Business and Cooperative Development Service Fund Resources:										
Undisbursed Funds	No Year		012	4219 000	23,709,652.60	-----	-4,118,000.00	-6,519,194.16	-----	26,110,846.76
Authority to Borrow from the Treasury					32,534,601.82	17,944,026.26	-19,605,000.00	-----	1,281,229.19	29,592,398.89
Subtotal			012	4219 000	56,244,254.42	17,944,026.26	-23,723,000.00	-6,519,194.16	1,281,229.19	55,703,245.65
Emergency Boll Weevil Direct Loan Financing Account, Farm Service Agency Fund Resources:										
Undisbursed Funds	No Year		012	4221 000	458,344.97	-----	-1,000,000.00	-1,373,419.54	-----	831,764.51
Authority to Borrow from the Treasury					120,778.88	188,801.21	-----	-----	188,791.21	120,788.88
Subtotal			012	4221 000	579,123.85	188,801.21	-1,000,000.00	-1,373,419.54	188,791.21	952,553.39
Rural Business and Industry Loan, Direct Financing Account, Rural Business Cooperative Service Fund Resources:										
Undisbursed Funds	No Year		012	4223 000	7,613,277.37	-----	-6,776,533.00	569,182.85	-----	267,561.52
Authority to Borrow from the Treasury					-----	1,277,114.00	-350,000.00	-----	927,114.00	-----
Subtotal			012	4223 000	7,613,277.37	1,277,114.00	-7,126,533.00	569,182.85	927,114.00	267,561.52
Rural Community Facility Loans Direct Financing Account, Rural Housing Service Fund Resources:										
Undisbursed Funds	No Year		012	4225 000	639,614,324.41	616,718.53	728,687,000.00	632,690,624.19	-----	736,227,418.75
Authority to Borrow from the Treasury					4,911,708,749.38	1,331,008,678.61	-1,361,456,000.00	-----	205,300,461.62	4,675,960,966.37

Footnotes at End of Chapter

Appropriations, Outlays, and Balances - Continued

Appropriation or Fund Account Title	Account Symbol				Balances, Beginning of Fiscal Year	Appropriations and Other Obligational Authority ¹	Transfers Borrowings and Investment (Net) ²	Outlays (Net)	Balances Withdrawn and Other Transactions ³	Balances, End of Fiscal Year	
	Period of Availability	ATA	AID	MAIN							SUB
	Subtotal		012	4225	000	5,551,323,073.79	1,331,625,397.14	-632,769,000.00	632,690,624.19	205,300,461.62	5,412,188,385.12
Rural Water and Waste Disposal Loans Direct Financing Account, Rural Utilities Service											
Fund Resources:											
Undisbursed Funds	No Year		012	4226	000	562,089,317.87	-----	731,061,000.00	306,246,168.05	-----	986,904,149.82
Authority to Borrow from the Treasury						4,805,873,337.00	1,441,854,498.39	-1,295,617,000.00	-----	262,852,291.11	4,689,258,544.28
	Subtotal		012	4226	000	5,367,962,654.87	1,441,854,498.39	-564,556,000.00	306,246,168.05	262,852,291.11	5,676,162,694.10
Rural Business and Industry Loans Guaranteed Financing Account, Rural Business-Cooperative Service											
Fund Resources:											
Undisbursed Funds	No Year		012	4227	000	232,756,768.27	-----	3,041,000.00	50,185,623.17	-----	185,612,145.10
Authority to Borrow from the Treasury						-----	33,499,000.00	-33,499,000.00	-----	-----	-----
	Subtotal		012	4227	000	232,756,768.27	33,499,000.00	-30,458,000.00	50,185,623.17	-----	185,612,145.10
Rural Community Facility Loans Guaranteed Financing Account, Rural Housing Service											
Fund Resources:											
Undisbursed Funds	No Year		012	4228	000	48,376,180.16	-----	104,500.00	11,181,409.36	-----	37,299,270.80
Authority to Borrow from the Treasury						-----	513,662.31	-301,500.00	-----	-----	212,162.31
	Subtotal		012	4228	000	48,376,180.16	513,662.31	-197,000.00	11,181,409.36	-----	37,511,433.11
Renewable Energy Guaranteed Loan Financing Account, Rural Business - Cooperative											
Fund Resources:											
Undisbursed Funds	No Year		012	4267	000	51,099,541.72	-----	-239,000.00	15,472,970.01	-----	35,387,571.71
Authority to Borrow from the Treasury						5,651,900.00	-----	-505,000.00	-----	-----	5,146,900.00
	Subtotal		012	4267	000	56,751,441.72	-----	-744,000.00	15,472,970.01	-----	40,534,471.71
Multi-Family Housing Revitalization Direct Loan Financing, Rural Housing Service											
Fund Resources:											
Undisbursed Funds	No Year		012	4269	000	37,183,745.66	-----	95,664,000.00	61,372,211.33	-----	71,475,534.33
Authority to Borrow from the Treasury						164,797,638.02	90,486,705.92	-133,441,000.00	-----	2,803,795.83	119,039,548.11
	Subtotal		012	4269	000	201,981,383.68	90,486,705.92	-37,777,000.00	61,372,211.33	2,803,795.83	190,515,082.44
Agricultural Credit Insurance Fund Direct Loan Financing Account- Recovery Act, Consolidated Farm Service Agency, Agriculture											
Fund Resources:											
Undisbursed Funds	No Year		012	4284	000	1,955,413.86	-----	-1,956,000.00	-2,091,134.81	-----	2,090,548.67
Authority to Borrow from the Treasury						-----	3,705,527.54	-3,392,000.00	-----	-----	313,527.54
	Subtotal		012	4284	000	1,955,413.86	3,705,527.54	-5,348,000.00	-2,091,134.81	-----	2,404,076.21
Commodity Credit Corporation Export Guaranteed Financing Account											
Fund Resources:											
Undisbursed Funds	No Year		012	4337	000	14,501,649.49	-----	-21,341,183.97	-21,736,478.83	-----	14,896,944.35
Authority to Borrow from the Treasury						-----	64,713,624.12	-64,713,624.12	-----	-----	-----
	Subtotal		012	4337	000	14,501,649.49	64,713,624.12	-86,054,808.09	-21,736,478.83	-----	14,896,944.35
Rural Microenterprise Investment Direct Loan Financing Account, Rural Business - Cooperative Service, Agriculture											
Fund Resources:											
Undisbursed Funds	No Year		012	4354	000	3,515,505.40	-----	762,500.00	-310,444.75	-----	4,588,450.15
Authority to Borrow from the Treasury						10,969,608.10	3,357,048.00	-4,273,500.00	-----	2,676,196.14	7,376,959.96

Footnotes at End of Chapter

Appropriations, Outlays, and Balances - Continued

Appropriation or Fund Account Title	Account Symbol				Balances, Beginning of Fiscal Year	Appropriations and Other Obligational Authority ¹	Transfers Borrowings and Investment (Net) ²	Outlays (Net)	Balances Withdrawn and Other Transactions ³	Balances, End of Fiscal Year	
	Period of Availability	ATA	AID	MAIN							SUB
Subtotal			012	4354	000	14,485,113.50	3,357,048.00	-3,511,000.00	-310,444.75	2,676,196.14	11,965,410.11
Biorefinery Assistance Guaranteed Loan Financing Account, Rural Business - Cooperative Service, Agriculture Fund Resources:											
Undisbursed Funds	No Year		012	4355	000	49,844,817.41	-----	2,927,000.00	9,195,375.50	-----	43,576,441.91
Authority to Borrow from the Treasury						4,000,000.00	2,000,000.00	-5,305,000.00	-----	-----	695,000.00
Subtotal			012	4355	000	53,844,817.41	2,000,000.00	-2,378,000.00	9,195,375.50	-----	44,271,441.91
Total, Financing Accounts						36,163,312,209.98	18,448,847,516.63	-10,413,459,650.46	2,546,759,254.79	3,561,635,152.42	38,090,305,668.94

Footnotes at End of Chapter

Appropriations, Outlays, and Balances - Continued

Footnotes

- 1 The amounts in this column, unless otherwise footnoted, represent appropriations, increases and rescissions in borrowing authority or new contract authority. Appropriation accounts with appropriation transfer activity are presented in Table 1 (Appropriations and Appropriation Transfers) at the end of this chapter.
- 2 The amounts in this column, unless otherwise footnoted, represent transfers - other than appropriation transfers, borrowings (gross), investments (net), unrealized discounts or funds held outside the Treasury.
- 3 The amounts in this column, unless otherwise footnoted, represent obligated balances canceled for fiscal year 2015 pursuant to 31 U.S.C. 1553 and adjustments to borrowing and contract authority.
- 4 Represents Price Support, Supply and Relation Programs.
- 5 Subject to disposition by the administrative agency.
- 6 Pursuant to Public Law # 7 U.S.C. 7632 (k)(5), the balance for this account has been extended beyond the normal period of availability to liquidate obligations.
- 7 The opening balance(s) of the following account(s) have been adjusted during the current fiscal year and do not agree with last year's closing balance(s):

<u>Account Symbol: (ATA, AID, POA, MAIN, SUB)</u>	<u>Adjustment</u>
012 X 1336 000 - Undi sbursed Funds	-\$9,595,269.74
012 X 4336 000 - Authori ty to Borrow from the Treasury	\$1,250,511,054.89
012 X 3105 000 - Undi sbursed Funds	-\$3,182,051.00

- 8 Represents capital transfer to miscellaneous receipts.
- 9 Pursuant to Public Law # 113-235 128 Stat. 2162 Sec. 707, the balance for this account has been extended beyond the normal period of availability to liquidate obligations.
- 10 Pursuant to Public Law # 113-76, Sec. 707, the balance for this account has been extended beyond the normal period of availability to liquidate obligations.
- 11 Pursuant to Public Law # 111-80, Sec. 719, the balance for this account has been extended beyond the normal period of availability to liquidate obligations.
- 12 Pursuant to Public Law # 112-10, Sec. 1101; Public Law 111-80, Sec. 719, the balance for this account has been extended beyond the normal period of availability to liquidate obligations.
- 13 Pursuant to Public Law # 111-8, Public Law 110-161, 121 Stat. 1878 Sec. 720, the balance for this account has been extended beyond the normal period of availability to liquidate obligations.
- 14 Pursuant to Public Law # 110-161,121 Stat. 1878 Sec.725, the balance for this account has been extended beyond the normal period of availability to liquidate obligations.
- 15 Pursuant to Public Law # 110-161, 121 Stat. 1878 Sec. 725, the balance for this account has been extended beyond the normal period of availability to liquidate obligations.
- 16 Pursuant to Public Law # 108-447, 118 Stat. 2847 Sec. 766, the balance for this account has been extended beyond the normal period of availability to liquidate obligations.
- 17 Pursuant to Public Law # 113-235, 128 Stat. 2148 Sec. 705, the balance for this account has been extended beyond the normal period of availability to liquidate obligations.
- 18 Pursuant to Public Law # 113-76, 128 Stat. 34, Sec. 705, the balance for this account has been extended beyond the normal period of availability to liquidate obligations.
- 19 Pursuant to Public Law # 113-6, 127 Stat. 226, the balance for this account has been extended beyond the normal period of availability to liquidate obligations.
- 20 Pursuant to Public Law # 112-55, 125 Stat. 581, the balance for this account has been extended beyond the normal period of availability to liquidate obligations.
- 21 Pursuant to Public Law # 111-80, 123 Stat. 2105, 2119 and 2120, the balance for this account has been extended beyond the normal period of availability to liquidate obligations.
- 22 Pursuant to Public Law # 111-8, 123 Stat. 553 and 554, the balance for this account has been extended beyond the normal period of availability to liquidate obligations.
- 23 Pursuant to Public Law # 110-161, 121 Stat. 1875 and 1861, the balance for this account has been extended beyond the normal period of availability to liquidate obligations.
- 24 Pursuant to Public Law # 109-97, 119 Stat. 2150 Sec. 711, the balance for this account has been extended beyond the normal period of availability to liquidate obligations.
- 25 Pursuant to Public Law # 108-447, 118 Stat. 2839, the balance for this account has been extended beyond the normal period of availability to liquidate obligations.
- 26 Pursuant to Public Law # 108-199,118 Stat. 32 Sec. 712, the balance for this account has been extended beyond the normal period of availability to liquidate obligations.
- 27 Pursuant to Public Law # 108-7,117 Stat. 39 Sec. 712, the balance for this account has been extended beyond the normal period of availability to liquidate obligations.
- 28 Pursuant to Public Law # 107-76,115 Stat. 733 Sec. 712, the balance for this account has been extended beyond the normal period of availability to liquidate obligations.
- 29 Pursuant to Public Law # 106-387,114 Stat. 1549A-29, the balance for this account has been extended beyond the normal period of availability to liquidate obligations.
- 30 Pursuant to Public Law # 106-78,113 Stat. 1162 Sec. 713, the balance for this account has been extended beyond the normal period of availability to liquidate obligations.

Footnotes

- 31 Pursuant to Public Law # 105-86,111 Stat. 2097; 2098, the balance for this account has been extended beyond the normal period of availability to liquidate obligations.
- 32 Pursuant to Public Law # 104-180,110 Stat. 1584, the balance for this account has been extended beyond the normal period of availability to liquidate obligations.
- 33 Pursuant to Public Law # 104-19,109 Stat. 217, 318, the balance for this account has been extended beyond the normal period of availability to liquidate obligations.
- 34 Pursuant to Public Law # 103-330,108 Stat. 2454, the balance for this account has been extended beyond the normal period of availability to liquidate obligations.
- 35 Pursuant to Public Law # 103-111,107 Stat. 1065, the balance for this account has been extended beyond the normal period of availability to liquidate obligations.
- 36 Pursuant to Public Law # 102-341,106 Stat. 893, the balance for this account has been extended beyond the normal period of availability to liquidate obligations.
- 37 Pursuant to Public Law # 111-80, 123 Stat. 2119 and 2120, the balance for this account has been extended beyond the normal period of availability to liquidate obligations.
- 38 Includes \$2,114,783,583.78 which represents net repayment of borrowing from the Federal Financing Bank in lieu of issuance of agency debt.
- 39 Includes \$196,488,000.00 which represents net borrowing from the U.S. Treasury.

Appropriations, Outlays, and Balances - Continued

Footnotes

Table 1 - Appropriations and Appropriation Transfers - Department of Agriculture

AID	ATA	Period of Availability	MAIN	Net Appropriations and Appropriation Transfers	Appropriation Amount	Net Appropriation Transfers	AID Involved	ATA Involved	Period of Availability Involved	MAIN Involved	Amount From or To (-)
012		20	0013	65,830,000.00	66,580,000.00	-750,000.00	012		X	4609	-750,000.00
012		20	0014	5,928,000.00	6,028,000.00	-100,000.00	012		X	4609	-100,000.00
012		X	0115	30,000,000,000.00	9,500,000,000.00	20,500,000,000.00	012		X	4336	20,500,000,000.00
012		20	0115	4,060,739,000.00	4,047,754,000.00	12,985,000.00	012		20	0180	-300,000.00
							012		20	0403	-140,000.00
							012		20	0502	-28,000.00
							012		20	1400	-60,000.00
							012		20	1500	-32,000.00
							012		20	1600	-90,000.00
							012		20	2500	-90,000.00
							012		20	2900	-90,000.00
							012		20	3508	-180,000.00
							012		20	3700	-60,000.00
							012		X	4336	15,000,000.00
							012		X	4609	-945,000.00
012		20	0126	701,000.00	901,000.00	-200,000.00	012		X	4609	-200,000.00
012		20	0128	736,767.00	875,000.00	-138,233.00	012		X	4609	-138,233.00
012		20	0130	891,000.00	901,000.00	-10,000.00	012		X	4609	-10,000.00
012		20	0136	3,986,000.00	4,136,000.00	-150,000.00	012		X	4609	-150,000.00
012		20	0180	256,539,166.00	203,877,000.00	52,662,166.00	012		20	0115	300,000.00
							012		20	0600	-8,153,987.00
							012		2021	1000	1,066,975.00
							012		X	1004	60,228,000.00
							012		20	2707	-778,822.00
012		20	0215	2,250,000.00	0.00	2,250,000.00	012		X	4336	2,250,000.00
012		X	0403	3,172,630.33	0.00	3,172,630.33	012		X	1980	3,172,630.33
012		20	0403	250,798,000.00	247,658,000.00	3,140,000.00	012		20	0115	140,000.00
							012		X	4336	3,000,000.00
012		X	0502	20,500,000.00	0.00	20,500,000.00	012		20	0502	20,500,000.00
012		20	0502	553,753,000.00	526,225,000.00	27,528,000.00	012		20	0115	28,000.00
							012		X	0502	-20,500,000.00
							012		X	4336	48,000,000.00
012		2021	0502	28,525,000.00	3,525,000.00	25,000,000.00	012		X	4085	10,000,000.00

Footnotes

Table 1 - Appropriations and Appropriation Transfers - Department of Agriculture

AID	ATA	Period of Availability	MAIN	Net Appropriations and Appropriation Transfers	Appropriation Amount	Net Appropriation Transfers	AID Involved	ATA Involved	Period of Availability Involved	MAIN Involved	Amount From or To (-)
							012		X	4336	15,000,000.00
012		X	0600	645,211,000.00	0.00	645,211,000.00	012		20	0600	645,211,000.00
012		20	0600	450,779,987.00	1,122,837,000.00	-672,057,013.00	012		20	0180	8,153,987.00
							012		X	0600	-645,211,000.00
							012		2021	0600	-35,000,000.00
012		2021	0600	38,000,000.00	3,000,000.00	35,000,000.00	012		20	0600	35,000,000.00
012		2021	1000	822,961,025.00	824,028,000.00	-1,066,975.00	012		20	0180	-1,066,975.00
012		X	1004	4,791,069,169.00	-304,172,724.00	5,095,241,893.00	012		20	0180	-60,228,000.00
							012		X	4336	5,155,469,893.00
012		20	1004	9,705,000.00	4,705,000.00	5,000,000.00	012		X	4336	5,000,000.00
012		20	1072	47,050,000.00	-2,950,000.00	50,000,000.00	012		X	4336	50,000,000.00
012		2023	1105	282,945,000.00	283,000,000.00	-55,000.00	012	014	2023	1105	-55,000.00
012		2023	1106	1,956,392,000.00	1,957,510,000.00	-1,118,000.00	014		2023	1125	-1,118,000.00
012		X	1115	2,303,620,000.00	2,350,620,000.00	-47,000,000.00	014		X	1125	-47,000,000.00
012		15	1143	107,883.41	0.00	107,883.41	012		X	5531	107,883.41
012		20	1400	1,401,326,000.00	1,401,266,000.00	60,000.00	012		20	0115	60,000.00
012		X	1500	481,640,000.00	0.00	481,640,000.00	012		20	1500	481,640,000.00
012		20	1500	487,256,000.00	968,864,000.00	-481,608,000.00	012		20	0115	32,000.00
							012		X	1500	-481,640,000.00
012		20	1502	30,000,000.00	38,000,000.00	-8,000,000.00	012		2021	1502	-8,000,000.00
012		2021	1502	102,100,000.00	-5,900,000.00	108,000,000.00	012		20	1502	8,000,000.00
							012		X	4336	100,000,000.00
012		20	1600	638,095,000.00	563,005,000.00	75,090,000.00	012		20	0115	90,000.00
							012		X	4336	75,000,000.00
012		X	1801	45,300,000.00	0.00	45,300,000.00	012		20	1801	45,300,000.00
012		20	1801	134,994,000.00	180,294,000.00	-45,300,000.00	012		X	1801	-45,300,000.00
012		X	1900	32,899,456.00	13,877,717.00	19,021,739.00	012		X	4336	19,021,739.00
012		X	1908	47,050,000.00	-2,950,000.00	50,000,000.00	012		X	4336	50,000,000.00
012		X	1980	806,481,678.12	819,654,308.45	-13,172,630.33	012		X	0403	-3,172,630.33
							012		X	2042	-10,000,000.00
012		X	2042	10,000,000.00	0.00	10,000,000.00	012		X	1980	10,000,000.00
012		X	2073	106,587,000.00	-413,000.00	107,000,000.00	012		X	4336	107,000,000.00
012		20	2081	790,969,111.19	793,735,080.19	-2,765,969.00	012		X	4609	-2,765,969.00

Appropriations, Outlays, and Balances - Continued

Footnotes

Table 1 - Appropriations and Appropriation Transfers - Department of Agriculture

AID	ATA	Period of Availability	MAIN	Net Appropriations and Appropriation Transfers	Appropriation Amount	Net Appropriation Transfers	AID Involved	ATA Involved	Period of Availability Involved	MAIN Involved	Amount From or To (-)
012		X	2278	390,000,000.00	1,725,000,000.00	-1,335,000,000.00	012	072	X	2278	-1,335,000,000.00
012		20	2300	44,771,000.00	45,146,000.00	-375,000.00	012		X	4609	-375,000.00
012		X	2500	53,855,544.00	17,877,283.00	35,978,261.00	012		X	4336	35,978,261.00
012		20	2500	186,108,000.00	186,936,000.00	-828,000.00	012		20	0115	90,000.00
							012		X	4609	-918,000.00
012		X	2501	5,000,000.00	0.00	5,000,000.00	012		20	2501	5,000,000.00
012		20	2501	76,220,000.00	-3,780,000.00	80,000,000.00	012		X	2501	-5,000,000.00
							012		X	4336	85,000,000.00
012		20	2707	65,939,822.00	58,361,000.00	7,578,822.00	012		20	0180	778,822.00
							012		X	4085	7,000,000.00
							012		X	4609	-200,000.00
012		X	2900	4,500,000.00	1,000,000.00	3,500,000.00	012		20	2900	3,500,000.00
012		20	2900	195,672,220.00	215,513,000.00	-19,840,780.00	012		20	0115	90,000.00
							012		X	2900	-3,500,000.00
							012		2021	2900	-12,930,780.00
							012		X	4609	-3,500,000.00
012		2021	2900	16,930,780.00	4,000,000.00	12,930,780.00	012		20	2900	12,930,780.00
012		X	3106	23,525,000.00	-1,475,000.00	25,000,000.00	012		X	4336	25,000,000.00
012		20	3505	76,660,230,685.00	77,682,861,685.00	-1,022,631,000.00	012		2021	3505	-1,022,631,000.00
012		2021	3505	16,936,631,000.00	15,914,000,000.00	1,022,631,000.00	012		20	3505	1,022,631,000.00
012		2021	3507	1,218,777,786.00	1,196,796,600.00	21,981,186.00	012		X	4336	20,600,000.00
							075		20	0142	1,381,186.00
012		20	3508	154,471,000.00	155,891,000.00	-1,420,000.00	012		20	0115	180,000.00
							012		X	4609	-1,600,000.00
012		X	3539	256,424,794.00	77,424,794.00	179,000,000.00	012		X	5209	179,000,000.00
012		2021	3539	32,367,384,829.00	18,830,426,089.00	13,536,958,740.00	012		X	5209	13,536,958,740.00
012		20	3674	0.00	40,309,032,819.22	-40,309,032,819.22	012		X	4336	-40,309,032,819.22
012		X	3700	34,580,000.00	0.00	34,580,000.00	012		20	3700	34,580,000.00
012		20	3700	1,019,424,000.00	1,054,344,000.00	-34,920,000.00	012		20	0115	60,000.00
							012		X	3700	-34,580,000.00
							012		X	4609	-400,000.00
012		20	3800	24,006,000.00	24,206,000.00	-200,000.00	012		X	4609	-200,000.00
012		X	4085	8,206,528,869.40	8,219,528,869.40	-13,000,000.00	012		2021	0502	-10,000,000.00

Appropriations, Outlays, and Balances - Continued

Footnotes

Table 1 - Appropriations and Appropriation Transfers - Department of Agriculture

AID	ATA	Period of Availability	MAIN	Net Appropriations and Appropriation Transfers	Appropriation Amount	Net Appropriation Transfers	AID Involved	ATA Involved	Period of Availability Involved	MAIN Involved	Amount From or To (-)							
012		X	4336	13,947,712,926.22	0.00	13,947,712,926.22	012		20	2707	-7,000,000.00							
							012		X	4336	4,000,000.00							
							012		X	0115	-20,500,000,000.00							
							012		20	0115	-15,000,000.00							
							012		20	0215	-2,250,000.00							
							012		20	0403	-3,000,000.00							
							012		20	0502	-48,000,000.00							
							012		2021	0502	-15,000,000.00							
							012		X	1004	-5,155,469,893.00							
							012		20	1004	-5,000,000.00							
							012		20	1072	-50,000,000.00							
							012		2021	1502	-100,000,000.00							
							012		20	1600	-75,000,000.00							
							012		X	1900	-19,021,739.00							
							012		X	1908	-50,000,000.00							
							012		X	2073	-107,000,000.00							
							012		X	2500	-35,978,261.00							
							012		20	2501	-85,000,000.00							
							012		X	4609	12,252,202.00	0.00	12,252,202.00	012		X	3106	-25,000,000.00
														012		2021	3507	-20,600,000.00
012		20	3674	40,309,032,819.22														
012		X	4085	-4,000,000.00														
012		X	5635	-16,000,000.00														
012		X	5636	-30,000,000.00														
012		20	0013	750,000.00														
012		20	0014	100,000.00														
012		20	0115	945,000.00														
012		20	0126	200,000.00														
012		20	0128	138,233.00														
012		20	0130	10,000.00														
012		20	0136	150,000.00														
012		20	2081	2,765,969.00														
012		20	2300	375,000.00														

Appropriations, Outlays, and Balances - Continued

Footnotes

Table 1 - Appropriations and Appropriation Transfers - Department of Agriculture

AID	ATA	Period of Availability	MAIN	Net Appropriations and Appropriation Transfers	Appropriation Amount	Net Appropriation Transfers	AID Involved	ATA Involved	Period of Availability Involved	MAIN Involved	Amount From or To (-)
							012		20	2500	918,000.00
							012		20	2707	200,000.00
							012		20	2900	3,500,000.00
							012		20	3508	1,600,000.00
							012		20	3700	400,000.00
							012		20	3800	200,000.00
012		X	5161	-533,103,519.00	0.00	-533,103,519.00	070		X	0530	-533,103,519.00
012		X	5209	1,151,357,831.02	15,051,150,112.02	-13,899,792,281.00	012		X	3539	-179,000,000.00
							012		2021	3539	-13,536,958,740.00
							013		X	5139	-183,833,541.00
012		X	5215	53,167.00	0.00	53,167.00	014		X	5198	53,167.00
012		X	5531	-107,883.41	0.00	-107,883.41	012		15	1143	-107,883.41
012		X	5635	16,000,000.00	0.00	16,000,000.00	012		X	4336	16,000,000.00
012		X	5636	30,000,000.00	0.00	30,000,000.00	012		X	4336	30,000,000.00
012	014	2023	1105	55,000.00	0.00	55,000.00	012		2023	1105	55,000.00
012	072	X	2278	1,335,000,000.00	0.00	1,335,000,000.00	012		X	2278	1,335,000,000.00
Total				205,617,089,926.28	206,380,710,633.28	-763,620,707.00					-763,620,707.00

Appropriations, Outlays, and Balances - Continued

Appropriation or Fund Account Title	Account Symbol				Balances, Beginning of Fiscal Year	Appropriations and Other Obligational Authority ¹	Transfers Borrowings and Investment (Net) ²	Outlays (Net)	Balances Withdrawn and Other Transactions ³	Balances, End of Fiscal Year
	Period of Availability	ATA	AID	MAIN						
<p align="center">Department of Commerce Departmental Management General Fund Accounts</p>										
Office of Inspector General - Recovery Act, Departmental Management, Commerce Fund Resources: Undisbursed Funds	No Year		013	0110	000	1,546,108.96	-----	-----	-----	1,546,108.96
Salaries and Expenses, Departmental Management, Commerce Fund Resources: Undisbursed Funds	2020		013	0120	000	-----	61,000,000.00	6,000,000.00	60,106,389.45	6,893,610.55
	2019					3,969,885.13	-----	-----	1,730,462.05	2,239,423.08
	2018					3,384,806.31	-----	-----	630,286.75	2,754,519.56
	2017-2018					3,055,688.91	-----	-----	685.19	3,055,003.72
	2017					1,701,104.20	-----	-----	366,353.53	1,334,750.67
	2016-2017					502,467.42	-----	-----	142.58	502,324.84
	2016					3,735,399.14	-----	-----	566,128.16	3,169,270.98
	2015-2016					336,108.42	-----	-----	-3,298.08	339,406.50
	2015					2,358,972.12	-----	-----	10,964.24	2,348,007.88
	2014-2015					330,972.46	-----	-----	-----	330,972.46
	No Year					215,768.55	-----	-----	9,904.50	205,864.05
	Subtotal		013	0120	000	19,591,172.66	61,000,000.00	6,000,000.00	63,418,018.37	2,678,980.34
Renovation and Modernization, Departmental Management, Commerce Fund Resources: Undisbursed Funds	No Year		013	0123	000	⁴ 42,254,307.25	1,000,000.00	-----	6,090,742.48	37,163,564.77
Office of the Inspector General, Departmental Management, Commerce Fund Resources: Undisbursed Funds	2020-2022		013	0126	000	-----	4,302,000.00	-----	357,022.68	3,944,977.32
	2020-2021					-----	3,556,000.00	-----	144,470.88	3,411,529.12
	2019-2021					4,695,048.15	-----	-----	3,941,402.34	753,645.81
	2020					-----	33,000,000.00	-----	27,292,543.97	5,707,456.03
	2018-2020					97,887.87	-----	-----	95,480.28	2,407.59
	2019					6,516,893.97	-----	-----	5,420,781.55	1,096,112.42
	2017-2019					2,653.51	-----	-----	-----	2,653.51
	2018					2,568,197.07	-----	-----	382,112.45	2,186,084.62
	2017-2018					9,211.62	-----	-----	-----	9,211.62
	2016-2018					17.34	-----	-----	-----	17.34
	2017					898,019.01	-----	-----	5,000.00	893,019.01
	2016-2017					4.68	-----	-----	-----	4.68
	2015-2017					99.26	-----	-----	-----	99.26
	2016					867,677.49	-----	-----	215,629.17	652,048.32
	2015-2016					3,097.82	-----	-----	-----	3,097.82
	2014-2016					1,219.36	-----	-----	-----	1,219.36
	2015					1,014,484.80	-----	-----	315.00	1,014,169.80
	2014-2015					1,041.84	-----	-----	-----	1,041.84

Footnotes at End of Chapter

Appropriations, Outlays, and Balances - Continued

Appropriation or Fund Account Title	Account Symbol				Balances, Beginning of Fiscal Year	Appropriations and Other Obligational Authority ¹	Transfers Borrowings and Investment (Net) ²	Outlays (Net)	Balances Withdrawn and Other Transactions ³	Balances, End of Fiscal Year	
	Period of Availability	ATA	AID	MAIN							SUB
	2013-2015				39.35	-----	-----	-----	39.35	-----	
	No Year				6,051,943.30	2,000,000.00	-----	2,495,181.63	-----	5,556,761.67	
	Subtotal		013	0126	000	22,727,536.44	42,858,000.00	-----	40,349,939.95	1,015,250.99	24,220,345.50
Nonrecurring Expenses Fund, Departmental Management, Commerce											
Fund Resources:											
Undisbursed Funds	2020-2022		013	0133	000	-----	20,000,000.00	-----	3,085,447.25	-----	16,914,552.75
Intragovernmental Funds											
Working Capital Fund, Departmental Management, Commerce											
Fund Resources:											
Undisbursed Funds	No Year		013	4511	000	111,409,384.97	-----	-6,000,000.00	-15,889,217.32	-----	121,298,602.29
Trust Fund Accounts											
Gifts and Bequests, Departmental Management, Commerce											
Fund Resources:											
Undisbursed Funds	No Year		013	8501	000	749,967.98	346,565.99	-----	336,705.60	-----	759,828.37
Total, Departmental Management						198,278,478.26	125,204,565.99	-----	97,391,636.33	3,694,231.33	222,397,176.59
Economic Development Administration											
General Fund Accounts											
Salaries and Expenses, Economic Development Administration, Commerce											
Fund Resources:											
Undisbursed Funds	2020-2022		013	0125	000	-----	10,000,000.00	-----	3,411,260.57	-----	6,588,739.43
	2020					-----	40,500,000.00	-----	37,077,472.80	-----	3,422,527.20
	2019					4,095,154.34	-----	-----	3,434,041.58	-----	661,112.76
	2018					1,023,231.57	-----	-----	197,285.05	-----	825,946.52
	2017					472,500.92	-----	-----	17,357.96	-----	455,142.96
	2016					748,740.31	-----	-----	-6,719.50	-----	755,459.81
	2015					3,144,485.34	-----	-----	-----	3,144,485.34	-----
	No Year					5,873,704.95	-----	10,380,000.00	6,776,978.44	-----	9,476,726.51
	Subtotal		013	0125	000	15,357,817.43	50,500,000.00	10,380,000.00	50,907,676.90	3,144,485.34	22,185,655.19
Economic Development Assistance Programs, Economic Development											
Administration, Commerce											
Fund Resources:											
Undisbursed Funds	2020-2022		013	2050	000	-----	1,487,000,000.00	-----	22,259,494.54	-----	1,464,740,505.46
	No Year					2,034,216,308.24	275,500,000.00	-10,380,000.00	279,166,005.58	-----	2,020,170,302.66
Transfer To:											
Rural Business Cooperative Service, Agriculture	No Year	012	013	2050	034	188,320.56	-----	-----	-----	-----	188,320.56
	Subtotal		013	2050	000	2,034,404,628.80	1,762,500,000.00	-10,380,000.00	301,425,500.12	-----	3,485,099,128.68
Total, Economic Development Administration						2,049,762,446.23	1,813,000,000.00	-----	352,333,177.02	3,144,485.34	3,507,284,783.87
Bureau of the Census											
General Fund Accounts											
Current Surveys and Programs, Bureau of the Census, Commerce											
Fund Resources:											
Undisbursed Funds	2020		013	0401	000	-----	292,820,000.00	-----	269,459,048.35	-----	23,360,951.65
	2019					21,785,392.68	-----	-----	17,174,555.71	-----	4,610,836.97

Footnotes at End of Chapter

Appropriations, Outlays, and Balances - Continued

Appropriation or Fund Account Title	Account Symbol				Balances, Beginning of Fiscal Year	Appropriations and Other Obligational Authority ¹	Transfers Borrowings and Investment (Net) ²	Outlays (Net)	Balances Withdrawn and Other Transactions ³	Balances, End of Fiscal Year	
	Period of Availability	ATA	AID	MAIN							SUB
	2018				3,291,428.51	-----	-----	1,005,548.72	-----	2,285,879.79	
	2017				4,089,411.63	-----	-----	1,201.93	-----	4,088,209.70	
	2016				889,540.44	-----	-----	-4,538.31	-----	894,078.75	
	2015				2,812,614.83	-----	-----	657.90	2,811,956.93	-----	
	Subtotal		013	0401	000	32,868,388.09	292,820,000.00	-----	287,636,474.30	2,811,956.93	35,239,956.86
Periodic Censuses and Programs, Bureau of the Census, Commerce Fund Resources:											
Undisbursed Funds	2020-2021		013	0450	000	-----	7,280,763,000.00	-----	4,743,873,514.50	-----	2,536,889,485.50
	2019-2021					2,117,979,054.98	-----	-----	1,222,356,274.18	-----	895,622,780.80
	2018-2020					600,719,350.79	-----	-----	502,798,508.10	-----	97,920,842.69
	2017-2018					6,344,536.42	-----	-----	525,372.29	-----	5,819,164.13
	2016-2017					10,351,276.46	-----	-----	-13,431.36	-----	10,364,707.82
	2015-2016					9,270,209.63	-----	-----	-----	-----	9,270,209.63
	2014-2015					3,937,935.70	-----	-----	-12,592.43	3,950,528.13	-----
	Subtotal		013	0450	000	2,748,602,363.98	7,280,763,000.00	-----	6,469,527,645.28	3,950,528.13	3,555,887,190.57
Intragovernmental Funds											
Census Working Capital Fund, Bureau of the Census, Commerce Fund Resources:											
Undisbursed Funds	No Year		013	4512	000	446,393,429.70	-----	-----	-91,851,453.60	-----	538,244,883.30
Total, Bureau of the Census						3,227,864,181.77	7,573,583,000.00	-----	6,665,312,665.98	6,762,485.06	4,129,372,030.73
Economics and Statistics Administration											
General Fund Accounts											
Salaries and Expenses, Economic and Statistical Analysis, Commerce Fund Resources:											
Undisbursed Funds	2020-2021		013	1500	000	-----	107,990,000.00	-----	97,319,826.64	-----	10,670,173.36
	2019-2020					10,690,082.11	-----	-----	9,829,840.14	-----	860,241.97
	2018-2019					1,661,622.81	-----	-----	664,321.96	-----	997,300.85
	2017-2018					1,304,266.00	-----	-----	126,424.53	-----	1,177,841.47
	2016-2017					754,933.06	-----	-----	-364,844.48	-----	1,119,777.54
	2015-2016					1,147,492.30	-----	-----	-26,727.95	-----	1,174,220.25
	2014-2015					769,636.19	-----	-----	-----	769,636.19	-----
	Subtotal		013	1500	000	16,328,032.47	107,990,000.00	-----	107,548,840.84	769,636.19	15,999,555.44
Public Enterprise Funds											
Economics and Statistics Administration Revolving Fund, Economic and Statistical Analysis, Commerce Fund Resources:											
Undisbursed Funds	No Year		013	4323	000	175,323.92	-----	-----	-----	-----	175,323.92
Total, Economics and Statistics Administration						16,503,356.39	107,990,000.00	-----	107,548,840.84	769,636.19	16,174,879.36
International Trade Administration											
General Fund Accounts											

Footnotes at End of Chapter

Appropriations, Outlays, and Balances - Continued

Appropriation or Fund Account Title	Account Symbol				Balances, Beginning of Fiscal Year	Appropriations and Other Obligational Authority ¹	Transfers Borrowings and Investment (Net) ²	Outlays (Net)	Balances Withdrawn and Other Transactions ³	Balances, End of Fiscal Year	
	Period of Availability	ATA	AID	MAIN							SUB
Operations and Administration, International Trade Administration, Commerce Fund Resources:											
Undisbursed Funds	2020-2021		013	1250	000	----- 70,000,000.00	-----	41,241,316.56	-----	28,758,683.44	
	2020					----- 440,250,000.00	-----	383,539,298.38	-----	56,710,701.62	
	2019-2020					96,370,354.16	-----	86,481,026.02	-----	9,889,328.14	
	2018-2019					6,476,712.60	-----	-1,354,658.66	-----	7,831,371.26	
	2017-2018					12,649,117.19	-----	1,474,857.05	-----	11,174,260.14	
	2016-2017					8,207,230.47	-----	-408,275.04	-----	8,615,505.51	
	2015-2016					6,375,620.82	-----	267,523.76	-----	6,108,097.06	
	2011-2016					451,725.61	-----	-----	-----	451,725.61	
	2014-2015					8,351,173.66	-----	97,361.29	8,253,812.37	-----	
	2010-2015					35,243.69	-----	-----	35,243.69	-----	
	No Year					694,628.64	-----	-5,158,707.31	-----	5,853,335.95	
	Subtotal		013	1250	000	139,611,806.84	510,250,000.00	-----	506,179,742.05	8,289,056.06	135,393,008.73
Special Fund Accounts											
Grants to Manufacturers of Worsted Wool Fabrics, International Trade Commission, Commerce Fund Resources:											
Undisbursed Funds	No Year		013	5521	000	655,837.00	-----	-----	-----	655,837.00	
Total, International Trade Administration						140,267,643.84	510,250,000.00	-----	506,179,742.05	8,289,056.06	136,048,845.73
Bureau of Industry and Security											
General Fund Accounts											
Operations and Administration, Bureau of Industry and Security, Commerce Fund Resources:											
Undisbursed Funds	2019		013	0300	000	3,750,945.85	-----	2,856,650.95	-----	894,294.90	
	No Year					45,816,842.99	127,652,000.00	-----	122,124,136.49	-----	51,344,706.50
	Subtotal		013	0300	000	49,567,788.84	127,652,000.00	-----	124,980,787.44	-----	52,239,001.40
Total, Bureau of Industry and Security						49,567,788.84	127,652,000.00	-----	124,980,787.44	-----	52,239,001.40
Minority Business Development Agency											
General Fund Accounts											
Minority Business Development, Minority Business Development Agency, Commerce Fund Resources:											
Undisbursed Funds	2020-2021		013	0201	000	-----	10,000,000.00	-----	2,399,082.11	-----	7,600,917.89
	2020					-----	42,000,000.00	-----	20,374,491.50	-----	21,625,508.50
	2019					22,159,576.98	-----	16,308,826.34	-----	5,850,750.64	
	2018					4,754,738.67	-----	2,454,071.38	-----	2,300,667.29	
	2017					1,146,885.15	-----	-220,450.82	-----	1,367,335.97	
	2016					423,709.22	-----	2,478.01	-----	421,231.21	
	2015					2,053,587.24	-----	1,590.00	2,051,997.24	-----	
	No Year					27,208.18	-----	-49,788.24	-----	76,996.42	

Footnotes at End of Chapter

Appropriations, Outlays, and Balances - Continued

Appropriation or Fund Account Title	Account Symbol				Balances, Beginning of Fiscal Year	Appropriations and Other Obligational Authority ¹	Transfers Borrowings and Investment (Net) ²	Outlays (Net)	Balances Withdrawn and Other Transactions ³	Balances, End of Fiscal Year	
	Period of Availability	ATA	AID	MAIN							SUB
Total, Minority Business Development Agency	Subtotal		013	0201	000	30,565,705.44	52,000,000.00	-----	41,270,300.28	2,051,997.24	39,243,407.92
						30,565,705.44	52,000,000.00	-----	41,270,300.28	2,051,997.24	39,243,407.92
National Oceanic and Atmospheric Administration											
General Fund Accounts											
Operations, Research and Facilities, National Oceanic and Atmospheric Administration, Commerce Fund Resources:											
Undisbursed Funds	2020-2023		013	1450	000	-----	16,000,000.00	-----	313,000.84	-----	15,686,999.16
	2020-2022					-----	1,396,528.22	-----	27,371.95	-----	1,369,156.27
	2020-2021					-----	3,783,304,000.00	-----	2,179,678,491.64	-----	1,603,625,508.36
	2019-2021					1,630,049.05	-----	8,600,000.00	3,020,708.67	-----	7,209,340.38
	2020					-----	30,101,701.00	-----	28,358,757.75	-----	1,742,943.25
	2019-2020					1,644,460,347.84	-----	-6,073,000.00	1,038,472,114.21	-----	599,915,233.63
	2018-2020					5,309,838.36	-----	-----	4,341,184.42	-----	968,653.94
	2019					2,242,705.83	-----	-----	242,200.19	-----	2,000,505.64
	2018-2019					540,116,472.82	-----	-----	308,199,861.71	-----	231,916,611.11
	2017-2019					304,024.19	-----	-----	297,726.60	-----	6,297.59
	2018					3,839,979.01	-----	-----	85.96	-----	3,839,893.05
	2017-2018					127,939,424.30	-----	-----	63,561,835.19	-----	64,377,589.11
	2016-2018					67,014.43	-----	-----	-----	-----	67,014.43
	2017					2,034,312.45	-----	-----	-----	-----	2,034,312.45
	2016-2017					58,550,001.73	-----	-----	23,160,888.65	-----	35,389,113.08
	2015-2017					960,324.55	-----	-----	-----	-----	960,324.55
	2016					875,907.73	-----	-----	2,758.79	-----	873,148.94
	2015-2016					37,348,038.83	-----	-----	10,006,611.40	-----	27,341,427.43
	2014-2016					289,059.20	-----	-----	-----	-----	289,059.20
	2015					1,702,654.03	-----	-----	-----	1,702,654.03	-----
	2014-2015					32,013,412.54	-----	-----	2,022,619.62	29,990,792.92	-----
	2013-2015					1,570,239.01	-----	-----	-4,811.18	1,575,050.19	-----
	No Year					201,961,148.50	174,908,361.78	-42,000.00	147,626,251.51	-----	229,201,258.77
Funds Held Outside the Treasury						392,204.67	-----	42,000.00	-----	-----	434,204.67
	Subtotal		013	1450	000	2,663,607,159.07	4,005,710,591.00	2,527,000.00	3,809,327,657.92	33,268,497.14	2,829,248,595.01
Pacific Coastal Salmon Recovery, National Oceanic and Atmospheric, Commerce Fund Resources:											
Undisbursed Funds	2020-2021		013	1451	000	-----	64,935,000.00	-----	193,043.83	-----	64,741,956.17
	2019-2020					64,839,765.60	-----	-----	10,188,412.49	-----	54,651,353.11
	2018-2019					57,809,380.61	-----	-----	15,588,101.35	-----	42,221,279.26
	2017-2018					38,534,966.50	-----	-----	14,312,620.19	-----	24,222,346.31
	2016-2017					25,301,615.56	-----	-----	11,143,016.35	-----	14,158,599.21
	2015-2016					9,947,034.88	-----	-----	9,577,314.10	-----	369,720.78
	2014-2015					950,435.19	-----	-----	933,265.00	17,170.19	-----

Footnotes at End of Chapter

Appropriations, Outlays, and Balances - Continued

Appropriation or Fund Account Title	Account Symbol				Balances, Beginning of Fiscal Year	Appropriations and Other Obligational Authority ¹	Transfers Borrowings and Investment (Net) ²	Outlays (Net)	Balances Withdrawn and Other Transactions ³	Balances, End of Fiscal Year	
	Period of Availability	ATA	AID	MAIN							SUB
	Subtotal		013	1451	000	197,383,198.34	64,935,000.00	-----	61,935,773.31	17,170.19	200,365,254.84
Gulf Coast Ecosystem Restoration Science, Observation, Monitoring and Technology, National Oceanic and Atmospheric Administration, Commerce Fund Resources:											
Undisbursed Funds	No Year		013	1455	000	10,480,562.39	-----	-----	-526,624.45	-----	11,007,186.84
Fisheries Finance Program Account, National Oceanic and Atmospheric Administration, Commerce Fund Resources:											
Undisbursed Funds	No Year		013	1456	000	3,144,777.54	12,790,107.12	-----	12,792,261.94	-----	3,142,622.72
Procurement, Acquisition and Construction, National Oceanic and Atmospheric Administration, Commerce Fund Resources:											
Undisbursed Funds	2020-2022		013	1460	000	-----	1,393,829,691.35	-----	239,609,013.92	-----	1,154,220,677.43
	2020-2021					-----	1,000,000.00	-----	-----	-----	1,000,000.00
	2019-2021					1,348,535,620.64	-----	-8,600,000.00	649,437,374.66	-----	690,498,245.98
	2019-2020					-----	-----	6,073,000.00	-----	-----	6,073,000.00
	2018-2020					992,490,504.65	-----	-----	662,664,549.44	-----	329,825,955.21
	2017-2019					129,266,487.76	-----	-----	95,540,981.46	-----	33,725,506.30
	2016-2018					12,176,017.58	-----	-----	3,160,889.13	-----	9,015,128.45
	2015-2017					6,222,031.59	-----	-----	656,527.29	-----	5,565,504.30
	2014-2016					5,047,861.02	-----	-----	677,528.61	-----	4,370,332.41
	2014-2015					2,402.46	-----	-----	-----	2,402.46	-----
	2013-2015					5,247,453.69	-----	-----	-166.64	5,247,620.33	-----
	No Year					496,064,997.32	134,227,418.65	-----	64,830,339.17	-----	565,462,076.80
	Subtotal		013	1460	000	2,995,053,376.71	1,529,057,110.00	-2,527,000.00	1,716,577,037.04	5,250,022.79	2,799,756,426.88
NOAA Accrual Contribution to the Uniformed Services Retiree Health, Commerce Fund Resources:											
Undisbursed Funds	2020		013	1465	000	-----	1,497,204.00	-----	1,497,204.00	-----	-----
	2017					570,988.00	-----	-----	-----	-----	570,988.00
	2016					650,950.00	-----	-----	-----	-----	650,950.00
	2015					599,925.00	-----	-----	-----	599,925.00	-----
	Subtotal		013	1465	000	1,821,863.00	1,497,204.00	-----	1,497,204.00	599,925.00	1,221,938.00
Fishery Disaster Assistance, National Oceanic and Atmospheric Administration, Commerce Fund Resources:											
Undisbursed Funds	2020-2021		013	2055	000	-----	299,700,000.00	-----	1,512,569.80	-----	298,187,430.20
	No Year					354,676,438.79	-----	-----	82,825,906.49	-----	271,850,532.30
	Subtotal		013	2055	000	354,676,438.79	299,700,000.00	-----	84,338,476.29	-----	570,037,962.50
Special Fund Accounts											
Fishermen's Contingency Fund, National Oceanic and Atmospheric Administration, Commerce Fund Resources:											
Undisbursed Funds	No Year		013	5120	000	1,341,335.17	5,586.79	-----	144,032.05	-----	1,202,889.91

Footnotes at End of Chapter

Appropriations, Outlays, and Balances - Continued

Appropriation or Fund Account Title	Account Symbol				Balances, Beginning of Fiscal Year	Appropriations and Other Obligational Authority ¹	Transfers Borrowings and Investment (Net) ²	Outlays (Net)	Balances Withdrawn and Other Transactions ³	Balances, End of Fiscal Year	
	Period of Availability	ATA	AID	MAIN							SUB
Foreign Fishing Observer Fund, National Oceanic and Atmospheric Administration, Commerce Fund Resources: Undisbursed Funds	No Year		013	5122	000	1,415,081.20	7,715.44	-----	-----	-----	1,422,796.64
Promote and Develop Fishery Products and Research Pertaining to American Fisheries, National Oceanic and Atmospheric Administration, Commerce Fund Resources: Undisbursed Funds	No Year		013	5139	000	27,124,330.88	9,059,541.00	-----	9,090,212.69	-----	27,093,659.19
Marine Mammal Unusual Mortality Event Fund, National Oceanic and Atmospheric Administration, Commerce Fund Resources: Undisbursed Funds	No Year		013	5283	000	36,313.91	65.00	-----	2,961.86	-----	33,417.05
Limited Access System Administration Fund, National Oceanic and Atmospheric Administration, Commerce Fund Resources: Undisbursed Funds	No Year		013	5284	000	30,202,581.46	13,366,545.41	-----	11,973,492.47	-----	31,595,634.40
Environmental Improvement and Restoration Fund, National Oceanic and Atmospheric Administration, Commerce Fund Resources: Undisbursed Funds	No Year		013	5362	000	26,079,591.30	7,094,574.39	-----	7,170,224.29	-----	26,003,941.40
Western Pacific Sustainable Fisheries Fund, National Oceanic and Atmospheric Administration, Commerce Fund Resources: Undisbursed Funds	No Year		013	5439	000	1,077,722.84	375,000.00	-----	386,404.08	-----	1,066,318.76
Fisheries Enforcement Asset Forfeiture Fund, National Oceanic and Atmospheric Administration, Commerce Fund Resources: Undisbursed Funds	No Year		013	5583	000	20,064,023.73	1,847,321.45	-----	2,697,093.83	-----	19,214,251.35
Sanctuaries Enforcement Asset Forfeiture Fund, National Oceanic and Atmospheric Administration, Commerce Fund Resources: Undisbursed Funds	No Year		013	5584	000	285,806.04	18,936.00	-----	36,101.46	-----	268,640.58
North Pacific Fishery Observer Fund, National Oceanic and Atmospheric Administration, Commerce Fund Resources: Undisbursed Funds	No Year		013	5598	000	5,493,757.60	2,894,878.75	-----	2,206,849.70	-----	6,181,786.65
Public Enterprise Funds											
Coastal Zone Management Fund, National Oceanic Atmospheric Administration, Commerce Fund Resources: Undisbursed Funds	No Year		013	4313	000	-----	-----	-----	-439,423.60	⁵ 439,423.60	-----
Damage Assessment and Restoration Revolving Fund, National Oceanic and Atmospheric Administration, Commerce Fund Resources: Undisbursed Funds	No Year		013	4316	000	173,399,487.08	3,341,385.78	48,209,780.16	21,128,456.50	-----	203,822,196.52
Total, National Oceanic and Atmospheric Administration						6,512,687,407.05	5,951,701,562.13	48,209,780.16	5,740,338,191.38	39,575,038.72	6,732,685,519.24
U.S. Patent and Trademark Office											

Footnotes at End of Chapter

Appropriations, Outlays, and Balances - Continued

Appropriation or Fund Account Title	Account Symbol				Balances, Beginning of Fiscal Year	Appropriations and Other Obligational Authority ¹	Transfers Borrowings and Investment (Net) ²	Outlays (Net)	Balances Withdrawn and Other Transactions ³	Balances, End of Fiscal Year	
	Period of Availability	ATA	AID	MAIN							SUB
General Fund Accounts											
Salaries and Expenses, United States Patent and Trademark Office, Commerce Fund Resources: Undisbursed Funds	No Year		013	1006	000	2,058,360,051.26	-233,883,272.32	28,739,602.48	-265,204,876.50	-----	2,118,421,257.92
Patent and Trademark Fee Reserve Fund, United States Patent and Trademark Office, Commerce Fund Resources: Undisbursed Funds	No Year		013	1008	000	28,739,602.48	231,883,272.32	-28,739,602.48	-----	-----	231,883,272.32
Total, U.S. Patent and Trademark Office						2,087,099,653.74	-2,000,000.00	-----	-265,204,876.50	-----	2,350,304,530.24
National Technical Information Service											
Public Enterprise Funds											
NTIS Revolving Fund, National Technical Information Service, Commerce Fund Resources: Undisbursed Funds	No Year		013	4295	000	16,466,142.81	-----	-----	281,840.08	-----	16,184,302.73
Total, National Technical Information Service						16,466,142.81	-----	-----	281,840.08	-----	16,184,302.73
National Institute of Standards and Technology											
General Fund Accounts											
Scientific and Technical Research and Services, National Institute of Standards and Technology, Commerce Fund Resources: Undisbursed Funds	2020-2021		013	0500	000	-----	6,000,000.00	-----	3,125,609.66	-----	2,874,390.34
	2020					-----	1,500,000.00	-----	653,897.21	-----	846,102.79
	2019					663,316.87	-----	-----	556,182.71	-----	107,134.16
	2018					360,277.55	-----	-----	208,253.27	-----	152,024.28
	2017					19,962.76	-----	-----	1,200.32	-----	18,762.44
	2016					15,057.33	-----	-----	-----	-----	15,057.33
	2015					12,903.26	-----	-----	-----	12,903.26	-----
	No Year					207,808,238.33	755,500,000.00	-----	746,501,493.36	-----	216,806,744.97
	Subtotal		013	0500	000	208,879,756.10	763,000,000.00	-----	751,046,636.53	12,903.26	220,820,216.31
Wireless Innovation(WIN) Fund, National Institute of Standards and Technology, Commerce Fund Resources: Undisbursed Funds	2012-2022		013	0513	000	185,766,040.30	-----	-----	46,198,819.29	-----	139,567,221.01
Construction of Research Facilities, National Institute of Standards and Technology, Commerce Fund Resources: Undisbursed Funds	No Year		013	0515	000	402,194,778.41	118,000,000.00	-----	94,310,625.41	-----	425,884,153.00
Industrial Technology Services, National Institute of Standards and Technology, Commerce Fund Resources: Undisbursed Funds	2020-2021		013	0525	000	-----	60,000,000.00	-----	5,620,840.84	-----	54,379,159.16
	No Year					205,113,267.97	162,000,000.00	-----	171,445,585.23	-----	195,667,682.74
	Subtotal		013	0525	000	205,113,267.97	222,000,000.00	-----	177,066,426.07	-----	250,046,841.90

Footnotes at End of Chapter

Appropriations, Outlays, and Balances - Continued

Appropriation or Fund Account Title	Account Symbol				Balances, Beginning of Fiscal Year	Appropriations and Other Obligational Authority ¹	Transfers Borrowings and Investment (Net) ²	Outlays (Net)	Balances Withdrawn and Other Transactions ³	Balances, End of Fiscal Year	
	Period of Availability	ATA	AID	MAIN							SUB
Scientific and Technical Research and Services - Recovery Act, National Institute of Standards and Technology, Commerce Fund Resources: Undisbursed Funds	No Year		013	0549	000	112,732.89	-----	-----	-----	112,732.89	
Intragovernmental Funds											
Working Capital Fund, National Institute of Standards and Technology, Commerce Fund Resources: Undisbursed Funds	No Year		013	4650	000	289,235,683.80	-----	-----	-21,802,253.94	311,037,937.74	
Total, National Institute of Standards and Technology						1,291,302,259.47	1,103,000,000.00	-----	1,046,820,253.36	12,903.26	1,347,469,102.85
National Telecommunications and Information Administration											
General Fund Accounts											
State and Local Implementation Fund, National Telecommunications and Information Administration, Commerce Fund Resources: Undisbursed Funds	2012-2022		013	0516	000	31,468,135.15	-----	-----	7,903,457.44	-----	23,564,677.71
Salaries and Expenses, National Telecommunications and Information Administration, Commerce Fund Resources: Undisbursed Funds	2020-2021		013	0550	000	-----	40,441,000.00	-----	15,920,330.04	-----	24,520,669.96
	2019-2020					8,570,640.45	-----	-----	8,346,855.16	-----	223,785.29
	2019					9,130,600.94	-----	-----	7,099,376.00	-----	2,031,224.94
	2018-2019					9,459,926.13	-----	-----	8,037,430.01	-----	1,422,496.12
	2017-2018					592,016.17	-----	-----	15,185.11	-----	576,831.06
	2016-2017					771,101.88	-----	-----	-5,469.25	-----	776,571.13
	2015-2016					943,722.08	-----	-----	-8,214.17	-----	951,936.25
	2014-2015					1,624,995.27	-----	-----	-----	1,624,995.27	-----
	No Year					39,155,839.13	-----	-----	-766,654.20	-----	39,922,493.33
	Subtotal		013	0550	000	70,248,842.05	40,441,000.00	-----	38,638,838.70	1,624,995.27	70,426,008.08
Public Telecommunications Facilities, Planning and Construction, National Telecommunications and Information, Commerce Fund Resources: Undisbursed Funds	No Year		013	0551	000	1,108,761.16	-----	-----	-106,727.84	-----	1,215,489.00
Information Infrastructure Grants, National Telecommunications and Information Administration, Commerce Fund Resources: Undisbursed Funds	No Year		013	0552	000	81,057.82	-----	-----	68,773.11	-----	12,284.71
Broadband Technology Opportunities Program - Recovery Act, National Telecommunications and Information Administration, Commerce Fund Resources: Undisbursed Funds	2009-2010		013	0554	000	216,284,895.53	-----	-----	36,483,113.26	179,801,782.27	-----
Special Fund Accounts											
Digital Television Transition and Public Safety Fund, National Telecommunications and Information Administration, Commerce Fund Resources: Undisbursed Funds	No Year		013	5396	000	8,820,013,081.21	-----	-----	4,113,379.67	-----	8,815,899,701.54

Footnotes at End of Chapter

Appropriations, Outlays, and Balances - Continued

Appropriation or Fund Account Title	Account Symbol				Balances, Beginning of Fiscal Year	Appropriations and Other Obligational Authority ¹	Transfers Borrowings and Investment (Net) ²	Outlays (Net)	Balances Withdrawn and Other Transactions ³	Balances, End of Fiscal Year
	Period of Availability	ATA	AID	MAIN SUB						
Public Enterprise Funds										
Network Construction Fund, Telecommunications and Information Administration, Commerce Fund Resources: Undisbursed Funds	2012-2022		013	4358 000	4,389,762,194.84	-----	-----	1,465,099,286.87	-----	2,924,662,907.97
First Responder Network Authority, National Telecommunications and Information Administration, Commerce Fund Resources: Undisbursed Funds	2012-2027		013	4421 000	331,546,595.71	-----	-----	-96,688,849.76	-----	428,235,445.47
Trust Fund Accounts										
Public Safety Trust Fund, National Telecommunications and Information Administration, Commerce Fund Resources: Undisbursed Funds	2012-2022		013	8233 000	70,319,998.81	138,920,944.37	-138,921,281.46	51,393,445.80	-----	18,926,215.92
Unrealized Discount on Investments					-43,089,370.87	-----	34,170,494.69	-----	-----	-8,918,876.18
Investments in US Treasury Securities					7,560,964,397.75	-----	104,750,786.77	-----	-----	7,665,715,184.52
	Subtotal		013	8233 000	7,588,195,025.69	138,920,944.37	0.00	51,393,445.80	-----	7,675,722,524.26
Total, National Telecommunications and Information Administration					21,448,708,589.16	179,361,944.37	0.00	1,506,904,717.25	181,426,777.54	19,939,739,038.74
Deductions for Offsetting Receipts										
Proprietary Receipts from the Public					-----	-4,750,502.97	-----	-4,750,502.97	-----	-----
Intrabudgetary Receipts Deducted by Agency					-----	271,421.81	-----	271,421.81	-----	-----
Offsetting Governmental Receipts					-----	-1,866,257.45	-----	-1,866,257.45	-----	-----
Total, Offsetting Receipts					-----	-6,345,338.61	-----	-6,345,338.61	-----	-----
Total, Department of Commerce					37,069,073,653.00	17,535,397,733.88	48,209,780.16	15,917,811,936.90	245,726,610.74	38,489,142,619.40
Memorandum										
Financing Accounts										
Public Enterprise Funds										
Fisheries Finance, Direct Loan Financing Account, National Oceanic Atmospheric Administration, Commerce Fund Resources: Undisbursed Funds	No Year		013	4324 000	296,282.34	-----	-7,300,124.09	-8,014,269.89	⁵ 901,291.95	109,136.19
Authority to Borrow from the Treasury					59,667,991.40	102,421,708.97	-36,712,861.68	-----	1,008,054.80	124,368,783.89
	Subtotal		013	4324 000	59,964,273.74	102,421,708.97	-44,012,985.77	-8,014,269.89	1,909,346.75	124,477,920.08
Total, Financing Accounts					59,964,273.74	102,421,708.97	-44,012,985.77	-8,014,269.89	1,909,346.75	124,477,920.08

Footnotes at End of Chapter

Footnotes

- 1 The amounts in this column, unless otherwise footnoted, represent appropriations, increases and rescissions in borrowing authority or new contract authority. Appropriation accounts with appropriation transfer activity are presented in Table 1 (Appropriations and Appropriation Transfers) at the end of this chapter.
- 2 The amounts in this column, unless otherwise footnoted, represent transfers - other than appropriation transfers, borrowings (gross), investments (net), unrealized discounts or funds held outside the Treasury.
- 3 The amounts in this column, unless otherwise footnoted, represent obligated balances canceled for fiscal year 2015 pursuant to 31 U.S.C. 1553 and adjustments to borrowing and contract authority.
- 4 The opening balance(s) of the following account(s) have been adjusted during the current fiscal year and do not agree with last year's closing balance(s):

<u>Account Symbol: (ATA, AID, POA, MAIN, SUB)</u>	<u>Adjustment</u>
013 X 0123 000 - Undi sbursed Funds	\$2,000,000.00
013 2019 0300 000 - Undi sbursed Funds	-\$2,000,000.00

- 5 Represents capital transfer to miscellaneous receipts.
- 6 Pursuant to Public Law # 114-53, Sec. 121(a), the balance for this account has been extended beyond the normal period of availability to liquidate obligations.

Appropriations, Outlays, and Balances - Continued

Footnotes

Table 1 - Appropriations and Appropriation Transfers - Department of Commerce

AID	ATA	Period of Availability	MAIN	Net Appropriations and Appropriation Transfers	Appropriation Amount	Net Appropriation Transfers	AID Involved	ATA Involved	Period of Availability Involved	MAIN Involved	Amount From or To (-)
013		2022	0125	10,000,000.00	0.00	10,000,000.00	013		2022	2050	10,000,000.00
013		X	0126	2,000,000.00	0.00	2,000,000.00	013		X	1006	2,000,000.00
013		2021	0126	3,556,000.00	0.00	3,556,000.00	013		2021	0450	3,556,000.00
013		2022	0126	4,302,000.00	0.00	4,302,000.00	013		2022	1460	1,302,000.00
							013		2022	2050	3,000,000.00
013		2021	0450	7,280,763,000.00	7,284,319,000.00	-3,556,000.00	013		2021	0126	-3,556,000.00
013		X	0500	755,500,000.00	754,000,000.00	1,500,000.00	015		X	0404	1,500,000.00
013		20	0500	1,500,000.00	0.00	1,500,000.00	525		20	1650	1,500,000.00
013		X	1006	-233,883,272.32	0.00	-233,883,272.32	013		X	0126	-2,000,000.00
							013		X	1008	-231,883,272.32
013		X	1008	231,883,272.32	0.00	231,883,272.32	013		X	1006	231,883,272.32
013		X	1450	174,908,361.78	0.00	174,908,361.78	013		X	1460	134,361.78
							013		X	5139	174,774,000.00
013		2021	1450	3,783,304,000.00	3,783,939,000.00	-635,000.00	013		2021	1451	65,000.00
							013		2021	1460	-1,000,000.00
							013		2021	2055	300,000.00
013		2022	1450	1,396,528.22	0.00	1,396,528.22	013		2022	1460	1,396,528.22
013		2021	1451	64,935,000.00	65,000,000.00	-65,000.00	013		2021	1450	-65,000.00
013		X	1460	134,227,418.65	0.00	134,227,418.65	013		X	1450	-134,361.78
							013		2022	1460	134,361,780.43
013		2021	1460	1,000,000.00	0.00	1,000,000.00	013		2021	1450	1,000,000.00
013		2022	1460	1,393,829,691.35	1,530,890,000.00	-137,060,308.65	013		2022	0126	-1,302,000.00
							013		2022	1450	-1,396,528.22
							013		X	1460	-134,361,780.43
013		2022	2050	1,487,000,000.00	1,500,000,000.00	-13,000,000.00	013		2022	0125	-10,000,000.00
							013		2022	0126	-3,000,000.00
013		2021	2055	299,700,000.00	300,000,000.00	-300,000.00	013		2021	1450	-300,000.00
013		X	4316	3,341,385.78	0.00	3,341,385.78	014		X	5198	3,341,385.78
013		X	5139	9,059,541.00	0.00	9,059,541.00	012		X	5209	183,833,541.00
							013		X	1450	-174,774,000.00
013		X	5362	7,094,574.39	0.00	7,094,574.39	014		X	5425	7,094,574.39

Footnotes

Table 1 - Appropriations and Appropriation Transfers - Department of Commerce

AID	ATA	Period of Availability	MAIN	Net Appropriations and Appropriation Transfers	Appropriation Amount	Net Appropriation Transfers	AID Involved	ATA Involved	Period of Availability Involved	MAIN Involved	Amount From or To (-)
Total				15,415,417,501.17	15,218,148,000.00	197,269,501.17					197,269,501.17

This Page Left Blank Intentionally

Appropriations, Outlays, and Balances - Continued

Appropriation or Fund Account Title	Account Symbol				Balances, Beginning of Fiscal Year	Appropriations and Other Obligational Authority ¹	Transfers Borrowings and Investment (Net) ²	Outlays (Net)	Balances Withdrawn and Other Transactions ³	Balances, End of Fiscal Year
	Period of Availability	ATA	AID	MAIN						
Department of Defense--Military Programs										
Military Personnel										
Department of the Army										
General Fund Accounts										
Medicare-Eligible Retiree Health Fund Contribution, Army Fund Resources:										
Undisbursed Funds	2020		021	1004	000	-----	2,186,006,000.00	-----	2,186,006,000.00	-----
Medicare-Eligible Retiree Health Fund Contribution, Reserve Personnel, Army Fund Resources:										
Undisbursed Funds	2020		021	1005	000	-----	394,612,000.00	-----	394,612,000.00	-----
Medicare-Eligible Retiree Health Fund Contribution, National Guard Personnel, Army Fund Resources:										
Undisbursed Funds	2020		021	1006	000	-----	703,635,000.00	-----	703,635,000.00	-----
Military Personnel, Army Fund Resources:										
Undisbursed Funds	2020		021	2010	000	-----	45,724,027,000.00	-----	⁴ 42,768,430,278.50	-----
	2019					2,802,191,930.43	-----	-----	2,455,789,424.12	-----
	2018					386,593,408.30	-----	-3,547,000.00	40,800,521.44	-----
	2017					108,035,825.35	-----	-----	-16,600,744.09	-----
	2016					376,427,525.78	-----	-----	5,276,138.83	-----
	2015					716,083,509.76	-----	-----	19,252,808.80	696,830,700.96
	No Year					1,810,246.15	-----	-----	-458.33	-----
	Subtotal		021	2010	000	4,391,142,445.77	45,724,027,000.00	-3,547,000.00	45,272,947,969.27	696,830,700.96
National Guard Personnel, Army Fund Resources:										
Undisbursed Funds	2020		021	2060	000	-----	9,076,930,000.00	-----	8,836,062,169.95	-----
	2019					84,923,366.02	-----	-----	-77,415,630.53	-----
	2018					306,683,042.82	-----	-40,000,000.00	16,626,095.84	-----
	2017					308,963,797.99	-----	-----	4,025,907.30	-----
	2016					275,514,376.70	-----	-----	-9,827,528.49	-----
	2015					240,757,236.54	-----	-----	1,567,099.32	239,190,137.22
	Subtotal		021	2060	000	1,216,841,820.07	9,076,930,000.00	-40,000,000.00	8,771,038,113.39	239,190,137.22
Reserve Personnel, Army Fund Resources:										
Undisbursed Funds	2020		021	2070	000	-----	4,787,411,000.00	-----	⁵ 4,401,209,654.64	-----
	2019					286,227,489.81	-----	-----	228,146,783.84	-----
	2018					70,991,623.80	-----	-----	8,870,742.44	-----
	2017					170,073,164.26	-----	-----	2,186,414.03	-----
	2016					89,253,159.23	-----	-----	2,537,978.63	-----
	2015					112,173,129.32	-----	-----	11,903,827.91	100,269,301.41
	Subtotal		021	2070	000	728,718,566.42	4,787,411,000.00	-----	4,654,855,401.49	100,269,301.41

Footnotes at End of Chapter

Appropriations, Outlays, and Balances - Continued

Appropriation or Fund Account Title	Account Symbol				Balances, Beginning of Fiscal Year	Appropriations and Other Obligational Authority ¹	Transfers Borrowings and Investment (Net) ²	Outlays (Net)	Balances Withdrawn and Other Transactions ³	Balances, End of Fiscal Year
	Period of Availability	ATA	AID	MAIN						
Total, Military Personnel, Department of the Army					6,336,702,832.26	62,872,621,000.00	-43,547,000.00	61,983,094,484.15	1,036,290,139.59	6,146,392,208.52
Department of the Navy										
General Fund Accounts										
Medicare-Eligible Retiree Health Fund Contribution, Navy Fund Resources:										
Undisbursed Funds	2020		017	1000	000	-----	1,549,638,000.00	-----	1,549,638,000.00	-----
Medicare-Eligible Retiree Health Fund Contribution, Marine Corps Fund Resources:										
Undisbursed Funds	2020		017	1001	000	-----	859,668,000.00	-----	859,668,000.00	-----
Medicare-Eligible Retiree Health Fund Contribution, Reserve Personnel, Navy Fund Resources:										
Undisbursed Funds	2020		017	1002	000	-----	136,927,000.00	-----	136,927,000.00	-----
Medicare-Eligible Retiree Health Fund Contribution, Reserve Personnel, Marine Corps Fund Resources:										
Undisbursed Funds	2020		017	1003	000	-----	77,431,000.00	-----	77,431,000.00	-----
Military Personnel, Marine Corps Fund Resources:										
Undisbursed Funds	2020		017	1105	000	-----	14,047,596,000.00	-----	13,116,381,378.99	-----
						1,001,237,719.20	-----	-90,300,000.00	801,370,271.02	-----
						84,011,272.64	-----	-24,283,000.00	21,403,103.86	-----
						47,310,311.10	-----	-----	5,575,891.28	-----
						70,658,303.47	-----	-----	7,556,245.78	-----
						200,765,466.30	-----	-----	3,230,784.35	197,534,681.95
	Subtotal		017	1105	000	1,403,983,072.71	14,047,596,000.00	-114,583,000.00	13,955,517,675.28	197,534,681.95
Reserve Personnel, Marine Corps Fund Resources:										
Undisbursed Funds	2020		017	1108	000	-----	767,410,000.00	-----	695,605,729.49	-----
						46,592,487.46	-----	-----	39,591,820.08	-----
						11,325,226.93	-----	-4,000,000.00	1,108,579.31	-----
						7,111,749.69	-----	-----	-25,773.65	-----
						12,000,379.27	-----	-----	27,581.96	-----
						12,680,924.54	-----	-----	-105,240.80	12,786,165.34
	Subtotal		017	1108	000	89,710,767.89	767,410,000.00	-4,000,000.00	736,202,696.39	12,786,165.34
Reserve Personnel, Navy Fund Resources:										
Undisbursed Funds	2020		017	1405	000	-----	2,010,235,000.00	-----	1,890,895,593.07	-----
						112,600,391.36	-----	-----	109,767,187.72	-----
						17,766,079.20	-----	-6,900,000.00	607,162.74	-----
						13,288,751.41	-----	-----	-323,898.95	-----
						8,295,829.55	-----	-----	-87,710.43	-----
						24,202,027.33	-----	-----	-171,959.33	24,373,986.66

Footnotes at End of Chapter

Appropriations, Outlays, and Balances - Continued

Appropriation or Fund Account Title	Account Symbol				Balances, Beginning of Fiscal Year	Appropriations and Other Obligational Authority ¹	Transfers Borrowings and Investment (Net) ²	Outlays (Net)	Balances Withdrawn and Other Transactions ³	Balances, End of Fiscal Year
	Period of Availability	ATA	AID	MAIN SUB						
Subtotal		017	1405	000	176,153,078.85	2,010,235,000.00	-6,900,000.00	2,000,686,374.82	24,373,986.66	154,427,717.37
Military Personnel, Navy Fund Resources:										
Undisbursed Funds	2020	017	1453	000	-----	31,887,823,000.00	-----	30,229,143,444.30	-----	1,658,679,555.70
	2019				1,641,560,822.81	-----	-----	1,421,605,161.69	-----	219,955,661.12
	2018				182,438,694.90	-----	-15,000,000.00	38,418,623.77	-----	129,020,071.13
	2017				133,099,112.23	-----	-----	7,529,567.46	-----	125,569,544.77
	2016				65,308,558.80	-----	-----	3,715,120.30	-----	61,593,438.50
	2015				215,112,922.71	-----	-----	1,289,831.79	213,823,090.92	-----
	No Year				1,137,423.60	-----	-----	-8,539.85	-----	1,145,963.45
Subtotal		017	1453	000	2,238,657,535.05	31,887,823,000.00	-15,000,000.00	31,701,693,209.46	213,823,090.92	2,195,964,234.67
Total, Military Personnel, Department of the Navy					3,908,504,454.50	51,336,728,000.00	-140,483,000.00	51,017,763,955.95	448,517,924.87	3,638,467,573.68
Department of the Air Force										
General Fund Accounts										
Medicare-Eligible Retiree Health Fund Contribution, Air Force Fund Resources:										
Undisbursed Funds	2020	057	1007	000	-----	1,514,694,000.00	-----	1,514,694,000.00	-----	-----
Medicare-Eligible Retiree Health Fund Contribution, Reserve Personnel, Air Force Fund Resources:										
Undisbursed Funds	2020	057	1008	000	-----	139,697,000.00	-----	139,697,000.00	-----	-----
Medicare-Eligible Retiree Health Fund Contribution, National Guard Personnel, Air Force Fund Resources:										
Undisbursed Funds	2020	057	1009	000	-----	254,512,000.00	-----	254,512,000.00	-----	-----
Military Personnel, Air Force Fund Resources:										
Undisbursed Funds	2020	057	3500	000	-----	32,483,883,000.00	-----	30,561,203,291.68	-----	1,922,679,708.32
	2019				1,891,783,906.00	-----	-----	1,335,352,439.32	-----	556,431,466.68
	2018				101,987,258.19	-----	-----	54,593,310.97	-----	47,393,947.22
	2017				519,008,960.71	-----	-----	10,076,788.40	-----	508,932,172.31
	2016				474,130,698.74	-----	-----	24,349,948.12	-----	449,780,750.62
	2015				458,235,684.65	-----	-----	1,431,203.38	456,804,481.27	-----
	No Year				269,666.50	-----	-----	-----	-----	269,666.50
Subtotal		057	3500	000	3,445,416,174.79	32,483,883,000.00	-----	31,987,006,981.87	456,804,481.27	3,485,487,711.65
Reserve Personnel, Air Force Fund Resources:										
Undisbursed Funds	2020	057	3700	000	-----	2,053,253,000.00	-----	⁶ 1,803,036,982.99	-----	250,216,017.01
	2019				127,928,377.57	-----	-----	96,575,241.27	-----	31,353,136.30
	2018				22,022,912.95	-----	-----	2,692,068.39	-----	19,330,844.56
	2017				47,321,828.99	-----	-----	1,301,619.45	-----	46,020,209.54
	2016				52,889,149.13	-----	-----	297,999.66	-----	52,591,149.47
	2015				50,242,764.87	-----	-----	-47,917.01	50,290,681.88	-----

Footnotes at End of Chapter

Appropriations, Outlays, and Balances - Continued

Appropriation or Fund Account Title	Account Symbol				Balances, Beginning of Fiscal Year	Appropriations and Other Obligational Authority ¹	Transfers Borrowings and Investment (Net) ²	Outlays (Net)	Balances Withdrawn and Other Transactions ³	Balances, End of Fiscal Year
	Period of Availability	ATA	AID	MAIN SUB						
Subtotal		057	3700	000	300,405,033.51	2,053,253,000.00	-----	1,903,855,994.75	50,290,681.88	399,511,356.88
National Guard Personnel, Air Force Fund Resources:										
Undisbursed Funds	2020		057	3850	000	4,184,595,000.00	-----	7 4,020,103,403.04	-----	164,491,596.96
	2019					-----	-----	90,550,589.11	-----	28,961,795.43
	2018					-----	-----	-27,531,645.05	-----	54,052,100.57
	2017					-----	-----	23,728,222.20	-----	44,404,553.34
	2016					-----	-----	968,928.98	-----	48,768,252.07
	2015					-----	-----	165,845.24	68,650,416.04	-----
Subtotal		057	3850	000	332,719,057.93	4,184,595,000.00	-----	4,107,985,343.52	68,650,416.04	340,678,298.37
Total, Military Personnel, Department of the Air Force					4,078,540,266.23	40,630,634,000.00	-----	39,907,751,320.14	575,745,579.19	4,225,677,366.90
Defense Agencies										
General Fund Accounts										
Concurrent Receipt Accrual Payments to the Military Retirement Fund, Defense Fund Resources:										
Undisbursed Funds	2020		097	0041	000	8,504,770,000.00	-----	8,504,770,000.00	-----	-----
Total, Military Personnel, Defense Agencies						8,504,770,000.00	-----	8,504,770,000.00	-----	-----
Total, Military Personnel						14,323,747,552.99	163,344,753,000.00	-184,030,000.00	161,413,379,760.24	2,060,553,643.65
Operation and Maintenance										
Department of the Army										
General Fund Accounts										
Environmental Restoration, Army Fund Resources:										
Undisbursed Funds	No Year		021	0810	000	29,576,579.82	-----	-29,576,000.00	-----	579.82
Operation and Maintenance, Army Fund Resources:										
Undisbursed Funds	2020-2022		021	2020	000	-----	-----	-408,249.41	-----	408,249.41
	2020					-----	-----	65,128,071,000.00	29,576,000.00	8 37,292,138,808.52
	2019					25,589,240,752.07	-----	-2,693,000.00	19,615,562,723.87	5,970,985,028.20
	2018					5,358,881,075.21	-----	-93,206,000.00	2,596,425,889.73	2,669,249,185.48
	2017					2,646,217,353.73	-----	-----	403,543,522.35	2,242,673,831.38
	2016					2,481,981,294.65	-----	-----	154,302,851.52	2,327,678,443.13
	2015-2016					16,925,634.01	-----	-----	131,349.37	16,794,284.64
	2015					3,035,951,976.26	-----	-26,740,567.00	577,804,056.58	2,431,407,352.68
	No Year					227,452,689.56	143,564,000.00	26,740,567.00	257,508,872.32	9 83,076.00
Subtotal		021	2020	000	39,356,650,775.49	65,271,635,000.00	-66,323,000.00	60,897,009,824.85	2,431,490,428.68	41,233,462,521.96
Operation and Maintenance, Army National Guard Fund Resources:										
Undisbursed Funds	2020		021	2065	000	-----	7,674,148,000.00	-----	5,002,248,943.60	-----
	2019					2,480,267,062.20	-----	-----	1,865,978,047.47	614,289,014.73
	2018					674,909,921.82	-----	-7,800,000.00	348,553,207.89	318,556,713.93
	2017					362,348,437.79	-----	-----	57,929,589.48	304,418,848.31

Footnotes at End of Chapter

Appropriations, Outlays, and Balances - Continued

Appropriation or Fund Account Title	Account Symbol				Balances, Beginning of Fiscal Year	Appropriations and Other Obligational Authority ¹	Transfers Borrowings and Investment (Net) ²	Outlays (Net)	Balances Withdrawn and Other Transactions ³	Balances, End of Fiscal Year	
	Period of Availability	ATA	AID	MAIN							SUB
	2016				261,129,163.27	-----	-----	11,225,798.35	-----	249,903,364.92	
	2015				217,646,768.87	-----	-5,337,850.00	6,195,987.84	206,112,931.03	-----	
	No Year				485,690.64	-----	5,337,850.00	-8,971,199.03	-----	14,794,739.67	
	Subtotal		021	2065	000	3,996,787,044.59	7,674,148,000.00	-7,800,000.00	7,283,160,375.60	206,112,931.03	4,173,861,737.96
Operation and Maintenance, Army Reserve Fund Resources:											
Undisbursed Funds	2020		021	2080	000	-----	3,039,673,000.00	-----	1,821,809,877.96	-----	1,217,863,122.04
	2019				993,140,470.66	-----	-2,000,000.00	762,183,808.04	-----	228,956,662.62	
	2018				257,961,417.26	-----	-24,000,000.00	96,634,391.38	-----	137,327,025.88	
	2017				123,616,966.80	-----	-----	17,933,621.33	-----	105,683,345.47	
	2016				134,554,420.43	-----	-----	9,476,804.58	-----	125,077,615.85	
	2015				118,068,925.56	-----	-2,420,738.00	3,868,622.60	111,779,564.96	-----	
	No Year				-99,690.01	-----	2,420,738.00	-474,733.02	-----	2,795,781.01	
	Subtotal		021	2080	000	1,627,242,510.70	3,039,673,000.00	-26,000,000.00	2,711,432,392.87	111,779,564.96	1,817,703,552.87
Afghanistan Security Forces Fund, Army Fund Resources:											
Undisbursed Funds	2020-2021		021	2091	000	-----	4,199,978,000.00	-----	679,326,882.96	-----	3,520,651,117.04
	2019-2020				2,636,353,631.89	-396,000,000.00	-----	1,648,769,879.13	-----	591,583,752.76	
	2018-2019				359,148,368.04	-----	-----	181,377,043.05	-----	177,771,324.99	
	2017-2018				245,449,361.80	-----	-----	24,836,925.91	-----	220,612,435.89	
	2016-2017				45,538,306.34	-----	-----	246,643.01	-----	45,291,663.33	
	2015-2016				150,530,740.11	-----	-----	5,512,880.73	-----	145,017,859.38	
	2014-2015				286,959,863.16	-----	-----	-90,671,091.15	377,630,954.31	-----	
	No Year				375,723,291.06	-----	-----	-17,580,521.58	-----	393,303,812.64	
	Subtotal		021	2091	000	4,099,703,562.40	3,803,978,000.00	-----	2,431,818,642.06	377,630,954.31	5,094,231,966.03
Afghanistan Infrastructure Fund, Army Fund Resources:											
Undisbursed Funds	2014-2015		021	2096	000	14,461,826.67	-----	-----	1,094,770.06	13,367,056.61	-----
Iraq Train and Equip Fund, Army Fund Resources:											
Undisbursed Funds	2017-2018		021	2097	000	2,403,127.05	-----	-----	826,237.03	-----	1,576,890.02
	2016-2017				6,827,233.46	-----	-----	132,386.73	-----	6,694,846.73	
	2015-2016				46,695,074.58	-----	-----	-4,476,135.16	-----	51,171,209.74	
	Subtotal		021	2097	000	55,925,435.09	-----	-----	-3,517,511.40	-----	59,442,946.49
Counter-ISIS Train and Equip Fund, Army Fund Resources:											
Undisbursed Funds	2020-2021		021	2099	000	-----	1,195,000,000.00	-----	79,853,278.91	-----	1,115,146,721.09
	2019-2020				1,102,668,882.93	-450,000,000.00	-----	519,236,745.89	-----	133,432,137.04	
	2018-2019				180,411,492.70	-----	-----	112,930,220.69	-----	67,481,272.01	
	2017-2018				23,574,792.68	-----	-----	-2,173,775.04	-----	25,748,567.72	
	No Year				6,612,976.00	-----	-----	-5,943,946.96	-----	12,556,922.96	
	Subtotal		021	2099	000	1,313,268,144.31	745,000,000.00	-----	703,902,523.49	-----	1,354,365,620.82
Special Fund Accounts											

Footnotes at End of Chapter

Appropriations, Outlays, and Balances - Continued

Appropriation or Fund Account Title	Account Symbol				Balances, Beginning of Fiscal Year	Appropriations and Other Obligational Authority ¹	Transfers Borrowings and Investment (Net) ²	Outlays (Net)	Balances Withdrawn and Other Transactions ³	Balances, End of Fiscal Year	
	Period of Availability	ATA	AID	MAIN							SUB
Restoration, Rocky Mountain Arsenal, Army Fund Resources: Undisbursed Funds	No Year		021	5098	000	16,075,360.59	3,823,535.66	----- 2,834,542.59	-----	17,064,353.66	
National Science Center, Army Fund Resources: Undisbursed Funds	No Year		021	5286	000	77,989.88	-----	----- -125.96	-----	78,115.84	
Department of Defense Korean War Commemoration Fund, Army Fund Resources: Undisbursed Funds	No Year		021	5752	000	2,357.34	-----	-----	-----	2,357.34	
Total, Operation and Maintenance, Department of the Army						50,509,771,586.88	80,538,257,535.66	-129,699,000.00	74,027,735,434.16	3,140,380,935.59	53,750,213,752.79
Department of the Navy											
General Fund Accounts											
Environmental Restoration, Navy Fund Resources: Undisbursed Funds	No Year		017	0810	000	42,597.16	-----	-----	-----	42,597.16	
Operation and Maintenance, Marine Corps Fund Resources: Undisbursed Funds	2020		017	1106	000	-----	9,667,916,000.00	-----	5,405,096,545.24	-----	4,262,819,454.76
	2019					3,571,348,341.85	-----	-15,000,000.00	2,721,837,100.70	-----	834,511,241.15
	2018					504,868,227.40	-----	-10,000,000.00	293,061,544.41	-----	201,806,682.99
	2017					227,511,186.57	-----	-----	64,054,362.28	-----	163,456,824.29
	2016					182,985,449.41	-----	-----	25,773,966.73	-----	157,211,482.68
	2015					165,852,945.33	-----	-4,800,000.00	17,652,056.15	143,400,889.18	-----
	No Year					1,871,132.21	2,700,000.00	4,800,000.00	-25,765,559.27	⁹ 79,894.00	35,056,797.48
Transfer To: Department of Transportation	2017	069	017	1106	005	124,205.16	-----	-----	68,339.87	-----	55,865.29
Subtotal			017	1106	000	4,654,561,487.93	9,670,616,000.00	-25,000,000.00	8,501,778,356.11	143,480,783.18	5,654,918,348.64
Operation and Maintenance, Marine Corps Reserve Fund Resources: Undisbursed Funds	2020		017	1107	000	-----	297,928,000.00	-----	150,747,746.07	-----	147,180,253.93
	2019					112,724,606.63	-----	-----	71,300,948.10	-----	41,423,658.53
	2018					34,833,505.02	-----	-----	20,390,712.39	-----	14,442,792.63
	2017					15,873,590.25	-----	-----	3,236,665.39	-----	12,636,924.86
	2016					14,877,956.39	-----	-----	583,176.41	-----	14,294,779.98
	2015					16,911,396.90	-----	-----	134,890.32	16,776,506.58	-----
Subtotal			017	1107	000	195,221,055.19	297,928,000.00	-----	246,394,138.68	16,776,506.58	229,978,409.93
Payments to Kaho'Olawe Island Conveyance, Remediation, and Environmental Restoration Fund, Navy Fund Resources: Undisbursed Funds	No Year		017	1236	000	40,160.30	-----	-----	-----	-----	40,160.30
Operation and Maintenance, Navy Fund Resources: Undisbursed Funds	2020		017	1804	000	-----	58,039,252,000.00	-----	40,596,479,913.60	-----	17,442,772,086.40
	2019					15,757,907,139.59	-----	-10,000,000.00	12,126,694,135.03	-----	3,621,213,004.56

Footnotes at End of Chapter

Appropriations, Outlays, and Balances - Continued

Appropriation or Fund Account Title	Account Symbol				Balances, Beginning of Fiscal Year	Appropriations and Other Obligational Authority ¹	Transfers Borrowings and Investment (Net) ²	Outlays (Net)	Balances Withdrawn and Other Transactions ³	Balances, End of Fiscal Year	
	Period of Availability	ATA	AID	MAIN							SUB
	2018				4,389,193,654.26	-----	-22,000,000.00	2,312,805,536.11	-----	2,054,388,118.15	
	2017				1,577,562,142.91	-----	-----	499,679,809.57	-----	1,077,882,333.34	
	2016				1,303,435,140.65	-----	-----	152,013,622.98	-----	1,151,421,517.67	
	2015				1,019,376,621.56	-----	-60,700,000.00	88,439,833.09	870,236,788.47	-----	
	No Year				19,199,378.29	368,724,564.00	60,700,000.00	307,236,958.71	⁹ 563,558.00	140,823,425.58	
	Subtotal		017	1804	000	24,066,674,077.26	58,407,976,564.00	-32,000,000.00	56,083,349,809.09	870,800,346.47	25,488,500,485.70
Operation and Maintenance, Navy Reserve Fund Resources:											
Undisbursed Funds	2020		017	1806	000	-----	1,132,209,000.00	-----	728,788,451.61	-----	403,420,548.39
	2019					417,962,964.84	-----	-300,000.00	256,472,176.32	-----	161,190,788.52
	2018					93,163,014.52	-----	-1,200,000.00	36,516,250.15	-----	55,446,764.37
	2017					44,652,138.58	-----	-----	7,397,787.02	-----	37,254,351.56
	2016					39,607,520.36	-----	-----	890,672.50	-----	38,716,847.86
	2015					40,313,881.04	-----	-----	1,016,362.46	39,297,518.58	-----
	Subtotal		017	1806	000	635,699,519.34	1,132,209,000.00	-1,500,000.00	1,031,081,700.06	39,297,518.58	696,029,300.70
Special Fund Accounts											
Kaho'Olawe Island Conveyance, Remediation, and Environmental Restoration Fund, Navy Fund Resources:											
Undisbursed Funds	No Year		017	5185	000	374,721.98	-----	-----	-----	-----	374,721.98
Department of Defense World War II Commemoration Fund, Navy Fund Resources:											
Undisbursed Funds	No Year		017	5630	000	-----	2,700,000.00	-----	-----	-----	2,700,000.00
Total, Operation and Maintenance, Department of the Navy						29,552,613,619.16	69,511,429,564.00	-58,500,000.00	65,862,604,003.94	1,070,355,154.81	32,072,584,024.41
Department of the Air Force											
General Fund Accounts											
Environmental Restoration, Air Force Fund Resources:											
Undisbursed Funds	No Year		057	0810	000	1,304,867.30	-----	-----	68.88	-----	1,304,798.42
Operation and Maintenance, Air Force Fund Resources:											
Undisbursed Funds	2020-2022		057	3400	000	-----	-----	-----	-2,776,903.47	-----	2,776,903.47
	2020					-----	54,958,442,000.00	-----	¹⁰ 32,131,126,823.91	-----	22,827,315,176.09
	2019					21,699,699,876.86	-----	-125,000,000.00	¹¹ 16,288,683,311.84	-----	5,286,016,565.02
	2018					5,252,289,854.12	-----	-125,000,000.00	2,520,054,436.15	-----	2,607,235,417.97
	2017					2,464,191,298.32	-----	-----	590,963,133.33	-----	1,873,228,164.99
	2016					1,805,493,185.94	-----	39,117.81	196,296,931.33	-----	1,609,235,372.42
	2015					1,211,114,034.54	-----	-19,194,220.00	192,082,444.90	999,837,369.64	-----
	No Year					28,367,117.08	15,331,024.00	19,088,878.00	-16,682,334.97	⁹ 889,240.00	78,580,114.05
Transfer To:											
Federal Highway Administration, Transportation	2020	069	057	3400	005	-----	23,241,000.00	-----	5,308,162.70	-----	17,932,837.30
	2019					14,191,700.11	-----	-----	12,862,172.95	-----	1,329,527.16
	2018					3,804,936.58	-----	-----	1,797,088.87	-----	2,007,847.71

Footnotes at End of Chapter

Appropriations, Outlays, and Balances - Continued

Appropriation or Fund Account Title	Account Symbol				Balances, Beginning of Fiscal Year	Appropriations and Other Obligational Authority ¹	Transfers Borrowings and Investment (Net) ²	Outlays (Net)	Balances Withdrawn and Other Transactions ³	Balances, End of Fiscal Year
	Period of Availability	ATA	AID	MAIN						
	2017				1,237,247.23	-----	-----	38,414.11	-----	1,198,833.12
	2016				41,020.46	-----	-39,117.81	1,902.65	-----	-----
	Subtotal		057	3400	32,480,430,271.24	54,997,014,024.00	-250,105,342.00	51,919,755,584.30	1,000,726,609.64	34,306,856,759.30
Operation and Maintenance, Space Force										
Fund Resources:										
Undisbursed Funds										
	2020		057	3410	-----	40,000,000.00	-----	13,690,443.95	-----	26,309,556.05
Operation and Maintenance, Air Force Reserve										
Fund Resources:										
Undisbursed Funds										
	2020		057	3740	-----	3,233,260,000.00	-----	2,357,975,808.63	-----	875,284,191.37
	2019				769,120,893.09	-----	-----	503,745,474.10	-----	265,375,418.99
	2018				263,003,156.26	-----	-----	125,679,927.58	-----	137,323,228.68
	2017				115,413,826.82	-----	-----	20,890,962.82	-----	94,522,864.00
	2016				52,204,254.98	-----	-----	1,919,612.13	-----	50,284,642.85
	2015				50,197,469.72	-----	-----	989,675.20	49,207,794.52	-----
	No Year				-----	-----	-----	-340,496.62	-----	340,496.62
	Subtotal		057	3740	1,249,939,600.87	3,233,260,000.00	-----	3,010,860,963.84	49,207,794.52	1,423,130,842.51
Operation and Maintenance, Air National Guard										
Fund Resources:										
Undisbursed Funds										
	2020		057	3840	-----	6,851,749,000.00	-----	¹² 4,468,521,471.01	-----	2,383,227,528.99
	2019				1,877,626,770.30	-----	-----	1,252,592,252.33	-----	625,034,517.97
	2018				547,293,451.10	-----	-----	278,154,949.09	-----	269,138,502.01
	2017				219,879,178.13	-----	-----	53,968,828.57	-----	165,910,349.56
	2016				121,557,709.43	-----	-----	14,165,700.28	-----	107,392,009.15
	2015				188,459,298.07	-----	-----	27,536,757.84	160,922,540.23	-----
	No Year				-----	-----	-----	-1,755,744.49	-----	1,755,744.49
	Subtotal		057	3840	2,954,816,407.03	6,851,749,000.00	-----	6,093,184,214.63	160,922,540.23	3,552,458,652.17
Special Fund Accounts										
Support of Athletic Programs, Air Force										
Fund Resources:										
Undisbursed Funds										
	No Year		057	5616	9,552,972.03	2,859,453.75	-----	318,198.26	-----	12,094,227.52
					36,696,044,118.47	65,124,882,477.75	-250,105,342.00	61,037,809,473.86	1,210,856,944.39	39,322,154,835.97
Defense Agencies										
General Fund Accounts										
Operation and Maintenance, Defense-Wide, Defense										
Fund Resources:										
Undisbursed Funds										
	2020-2021		097	0100	-----	1,312,946,000.00	-----	730,819,785.98	-----	582,126,214.02
	2020				-----	44,418,121,000.00	800,000.00	27,465,661,071.04	-----	16,953,259,928.96
	2019-2020				751,795,223.73	-106,314,000.00	-----	553,206,965.75	-----	92,274,257.98
	2019				¹³ 14,634,069,860.53	-----	-54,436,398.33	12,080,385,473.45	-----	2,499,247,988.75
	2018-2019				172,056,059.75	-----	-----	12,110,830.72	-----	159,945,229.03
	2018				¹³ 2,150,138,696.77	-----	-91,891,000.00	817,198,476.71	-----	1,241,049,220.06
	2017-2018				78,278,119.42	-----	-----	-1,594,334.50	-----	79,872,453.92
	2017				1,285,561,751.94	-----	-----	99,726,788.76	-----	1,185,834,963.18

Footnotes at End of Chapter

Appropriations, Outlays, and Balances - Continued

Appropriation or Fund Account Title	Account Symbol				Balances, Beginning of Fiscal Year	Appropriations and Other Obligational Authority ¹	Transfers Borrowings and Investment (Net) ²	Outlays (Net)	Balances Withdrawn and Other Transactions ³	Balances, End of Fiscal Year	
	Period of Availability	ATA	AID	MAIN							SUB
	2016-2017				229,951.32	-----	-----	-56,083.22	-----	286,034.54	
	2016				1,162,934,945.11	-----	-----	6,253,445.46	-----	1,156,681,499.65	
	2015-2016				23,280,516.78	-----	-----	-1,792,740.59	-----	25,073,257.37	
	2015				958,206,719.01	-----	-----	-36,264,421.70	994,471,140.71	-----	
	2014-2015				2,803,115.61	-----	-----	-256.32	2,803,371.93	-----	
	No Year				1,037,510,168.51	349,602,145.00	-----	181,560,949.09	° 250,432.00	1,205,300,932.42	
	Subtotal		097	0100	000	22,256,865,128.48	45,974,355,145.00	-145,527,398.33	41,907,215,950.63	997,524,944.64	25,180,951,979.88
United States Court of Appeals for the Armed Forces, Defense Fund Resources:											
Undisbursed Funds	2020		097	0104	000	-----	14,771,000.00	-----	9,952,751.92	-----	4,818,248.08
	2019					2,944,291.61	-----	-----	695,264.34	-----	2,249,027.27
	2018					257,219.99	-----	-----	29,371.64	-----	227,848.35
	2017					1,170,567.03	-----	-----	3,055.94	-----	1,167,511.09
	2016					788,631.21	-----	-----	-----	-----	788,631.21
	2015					553,766.03	-----	-----	100,627.18	453,138.85	-----
	Subtotal		097	0104	000	5,714,475.87	14,771,000.00	-----	10,781,071.02	453,138.85	9,251,266.00
Drug Interdiction and Counter-Drug Activities, Defense Fund Resources:											
Undisbursed Funds	2018		097	0105	000	116,441,000.00	-----	-----	-----	-----	116,441,000.00
	2015					400.00	-----	-----	-----	400.00	-----
	2014-2015					44,265,000.00	-----	-----	-----	44,265,000.00	-----
	Subtotal		097	0105	000	160,706,400.00	-----	-----	-----	44,265,400.00	116,441,000.00
Office of the Inspector General, Defense Fund Resources:											
Undisbursed Funds	2020-2022		097	0107	000	-----	333,000.00	-----	1,339.04	-----	331,660.96
	2020-2021					-----	10,957,859.00	-----	872,566.61	-----	10,085,292.39
	2019-2021					2,929,835.20	-----	-----	1,810,604.83	-----	1,119,230.37
	2020					-----	396,555,141.00	-----	330,533,719.32	-----	66,021,421.68
	2019-2020					3,902,399.74	-----	-----	2,129,987.91	-----	1,772,411.83
	2019					56,755,111.21	-----	-----	45,770,607.47	-----	10,984,503.74
	2018-2019					799,744.41	-----	-----	651,908.90	-----	147,835.51
	2018					14,919,990.35	-----	-----	2,774,169.09	-----	12,145,821.26
	2017-2018					394,965.26	-----	-----	183,419.59	-----	211,545.67
	2017					4,288,353.57	-----	-----	230,904.51	-----	4,057,449.06
	2016-2017					33,790.52	-----	-----	-----	-----	33,790.52
	2015-2017					223,674.34	-----	-----	-----	-----	223,674.34
	2016					3,781,635.72	-----	-----	77,262.82	-----	3,704,372.90
	2015-2016					8,545.89	-----	-----	-----	-----	8,545.89
	2014-2016					357,084.00	-----	-----	-----	-----	357,084.00
	2015					10,046,429.94	-----	-----	-23,140.29	10,069,570.23	-----
	2013-2015					838,181.94	-----	-----	-----	838,181.94	-----
	Subtotal		097	0107	000	99,279,742.09	407,846,000.00	-----	385,013,349.80	10,907,752.17	111,204,640.12

Footnotes at End of Chapter

Appropriations, Outlays, and Balances - Continued

Appropriation or Fund Account Title	Account Symbol				Balances, Beginning of Fiscal Year	Appropriations and Other Obligational Authority ¹	Transfers Borrowings and Investment (Net) ²	Outlays (Net)	Balances Withdrawn and Other Transactions ³	Balances, End of Fiscal Year
	Period of Availability	ATA	AID	MAIN SUB						
Department of Defense Acquisition Workforce Development Fund, Defense Fund Resources: Undisbursed Funds	2020-2021		097	0111 000	----- 400,000,000.00	----- 400,000,000.00	----- 143,001,950.32	----- -----	----- 256,998,049.68	
	2019-2020				222,976,560.93	-----	164,850,609.13	-----	58,125,951.80	
	2018-2020				48,906,884.29	-----	28,568,492.47	-----	20,338,391.82	
	2018-2019				-6,335.33	-----	-5,061.83	-----	¹⁴ -1,273.50	
	2017-2019				-274,398.70	-----	-107,645.48	-----	¹⁴ -166,753.22	
	2016-2018				-4,696,788.27	-----	-436,508.66	-----	¹⁴ -4,260,279.61	
	2015-2017				14,712,401.70	-----	552,602.04	-----	14,159,799.66	
	2016				157,190.24	-----	367,280.90	-----	¹⁴ -210,090.66	
	2014-2016				31,490,482.83	-----	-944,294.09	-----	32,434,776.92	
	2015				1,311,505.63	-----	151,452.26	1,160,053.37	-----	
	2013-2015				10,570,165.47	-----	-77,788.33	10,647,953.80	-----	
	Subtotal		097	0111 000	325,147,668.79	400,000,000.00	----- 335,921,088.73	11,808,007.17	377,418,572.89	
Overseas Contingency Operations Transfer Fund, Defense Fund Resources: Undisbursed Funds	No Year		097	0118 000	9,972,184.00	-----	-----	-----	9,972,184.00	
Defense Health Program, Defense Fund Resources: Undisbursed Funds	2020-2022		097	0130 000	----- 558,359,000.00	----- 558,359,000.00	----- 14,600,200.23	----- -----	----- 543,758,799.77	
	2020-2021				----- 3,657,995,000.00	----- 3,657,995,000.00	----- 261,873,394.47	----- -----	----- 3,396,121,605.53	
	2019-2021				463,391,095.23	-----	128,079,995.18	-----	335,311,100.05	
	2020				----- 33,616,729,000.00	----- 33,616,729,000.00	----- ¹⁵ 25,989,528,732.01	----- -----	----- 7,627,200,267.99	
	2019-2020				2,140,231,431.15	-26,200,000.00	172,774,000.00	473,854,668.97	1,812,950,762.18	
	2018-2020				278,960,787.29	-----	-----	97,750,482.86	181,210,304.43	
	2019				5,963,831,558.97	-----	-172,774,000.00	4,647,895,466.93	1,143,162,092.04	
	2018-2019				1,694,697,465.86	-----	-----	614,353,309.88	1,080,344,155.98	
	2017-2019				146,549,145.40	-----	-----	44,753,184.48	101,795,960.92	
	2018				1,621,013,804.23	-----	-173,985,000.00	521,414,089.99	925,614,714.24	
	2017-2018				1,072,361,520.96	-----	-----	383,152,390.86	689,209,130.10	
	2016-2018				77,932,020.80	-----	-----	29,379,865.52	48,552,155.28	
	2017				1,002,449,418.14	-----	-----	246,830,256.79	755,619,161.35	
	2016-2017				668,852,329.89	-----	-----	275,813,105.72	393,039,224.17	
	2015-2017				33,578,701.90	-----	-----	6,897,366.25	26,681,335.65	
	2016				701,421,584.00	-----	-----	58,729,905.16	642,691,678.84	
	2015-2016				203,747,583.01	-----	-----	131,890,170.72	71,857,412.29	
	2014-2016				68,928,048.34	-----	-----	576,257.64	68,351,790.70	
	2015				809,091,769.22	-----	-----	49,710,513.72	759,381,255.50	
	2014-2015				200,757,781.07	-----	-----	109,095,034.87	91,662,746.20	
	2013-2015				25,309,396.47	-----	-----	-585,424.74	25,894,821.21	
	No Year				25,525,630.14	10,000,000.00	-----	7,813,537.64	27,712,092.50	
	Subtotal		097	0130 000	17,198,631,072.07	37,816,883,000.00	-173,985,000.00	34,093,406,505.15	876,938,822.91	

Footnotes at End of Chapter

Appropriations, Outlays, and Balances - Continued

Appropriation or Fund Account Title	Account Symbol				Balances, Beginning of Fiscal Year	Appropriations and Other Obligational Authority ¹	Transfers Borrowings and Investment (Net) ²	Outlays (Net)	Balances Withdrawn and Other Transactions ³	Balances, End of Fiscal Year
	Period of Availability	ATA	AID	MAIN						
Cooperative Threat Reduction Account, Defense Fund Resources: Undisbursed Funds	2020-2022		097	0134	000	----- 373,700,000.00	-----	32,078,959.99	-----	341,621,040.01
	2019-2021					311,244,629.83	-----	157,719,163.46	-----	153,525,466.37
	2018-2020					156,735,903.10	-----	111,008,405.28	-----	45,727,497.82
	2017-2019					34,100,517.23	-----	19,509,171.83	-----	14,591,345.40
	2016-2018					32,300,320.22	-----	12,110,746.38	-----	20,189,573.84
	2015-2017					11,934,163.75	-----	2,107,386.06	-----	9,826,777.69
	2014-2016					25,059,258.42	-----	585,419.55	-----	24,473,838.87
	2013-2015					10,944,541.18	-----	44,198.96	10,900,342.22	-----
	No Year					4,856,234.07	-----	-----	-----	4,856,234.07
	Subtotal		097	0134	000	587,175,567.80	373,700,000.00	335,163,451.51	10,900,342.22	614,811,774.07
Counterterrorism Partnerships Fund, Defense Fund Resources: Undisbursed Funds	2016-2017		097	0145	000	9,300,451.00	-----	-----	-----	9,300,451.00
	2015-2016					581,776.00	-----	-----	-----	581,776.00
	Subtotal		097	0145	000	9,882,227.00	-----	-----	-----	9,882,227.00
Foreign Currency Fluctuations, Defense Fund Resources: Undisbursed Funds	No Year		097	0801	000	970,000,104.82	-----	-----	-----	970,000,104.82
Environmental Restoration, Defense Fund Resources: Undisbursed Funds	No Year		097	0810	000	24,397,420.00	12,660,000.00	-800,000.00	170,720.00	36,086,700.00
Environmental Restoration, Formerly Used Defense Sites, Defense Fund Resources: Undisbursed Funds	No Year		097	0811	000	0.62	-----	-----	-----	0.62
Overseas Humanitarian, Disaster, and Civic AID, Defense Fund Resources: Undisbursed Funds	2020-2021		097	0819	000	----- 255,305,000.00	-----	3,761,982.68	-----	251,543,017.32
	2019-2020					114,670,570.98	-----	29,244,231.30	-----	85,426,339.68
	2018-2019					84,582,025.35	-----	29,634,497.20	-----	54,947,528.15
	2017-2018					51,880,664.22	-----	13,074,676.44	-----	38,805,987.78
	2016-2017					13,602,760.26	-----	2,287,168.44	-----	11,315,591.82
	2015-2016					9,923,597.18	-----	2,763,621.88	-----	7,159,975.30
	2014-2015					499,081,944.51	-----	599,438.88	498,482,505.63	-----
	No Year					315,682.63	-----	-31,265.78	-----	346,948.41
	Subtotal		097	0819	000	774,057,245.13	255,305,000.00	81,334,351.04	498,482,505.63	449,545,388.46
Defense Emergency Response Fund, Defense Fund Resources: Undisbursed Funds	No Year		097	0833	000	241,922,992.68	-----	-11,235.87	-----	241,934,228.55
Support for International Sporting Competitions, Defense Fund Resources: Undisbursed Funds	No Year		097	0838	000	7,268,180.22	-----	683,484.00	-----	6,584,696.22

Footnotes at End of Chapter

Appropriations, Outlays, and Balances - Continued

Appropriation or Fund Account Title	Account Symbol				Balances, Beginning of Fiscal Year	Appropriations and Other Obligational Authority ¹	Transfers Borrowings and Investment (Net) ²	Outlays (Net)	Balances Withdrawn and Other Transactions ³	Balances, End of Fiscal Year
	Period of Availability	ATA	AID	MAIN						
Special Fund Accounts										
Defense Cooperation Account, Defense Fund Resources:										
Undisbursed Funds	No Year		097	5187	000	----- 170,674.70	-170,674.70	-----	-----	-----
Unrealized Discount on Investments						-169,819.96	158,953.19	-----	-----	-10,866.77
Investments in US Treasury Securities						8,012,949.24	11,721.51	-----	-----	8,024,670.75
Subtotal			097	5187	000	7,843,129.28	170,674.70	0.00	-----	8,013,803.98
Disposal of Department of Defense Real Property, Defense Fund Resources:										
Undisbursed Funds	No Year		097	5188	000	91,117,178.22	561,202.51	-----	4,407,060.26	87,271,320.47
Lease of Department of Defense Real Property, Defense Fund Resources:										
Undisbursed Funds	No Year		097	5189	000	236,814,940.87	29,125,455.36	-----	36,886,282.54	229,054,113.69
Department of Defense Overseas Military Facility Investment Recovery Account, Defense Fund Resources:										
Undisbursed Funds	No Year		097	5193	000	3,916,368.48	-----	-----	919,861.86	2,996,506.62
Use of Proceeds from the Transfer or Disposition of Commissary Facilities, Defense Fund Resources:										
Undisbursed Funds	No Year		097	5195	000	3,729,638.16	131,997.12	-----	-----	3,861,635.28
Burden Sharing Contribution, Defense Fund Resources:										
Undisbursed Funds	No Year		097	5441	000	808,616,410.42	1,034,363,359.36	-----	723,027,848.15	1,119,951,921.63
Mutually Beneficial Activities, Defense Fund Resources:										
Undisbursed Funds	No Year		097	5613	000	53,271,358.04	-----	-----	6,885,425.95	46,385,932.09
Department of Defense Vietnam War Commemoration Fund, Defense Fund Resources:										
Undisbursed Funds	No Year		097	5750	000	10,148,472.19	230.00	-----	572,720.00	9,575,982.19
Contributions to the Cooperative Threat Reduction Program, Defense Fund Resources:										
Undisbursed Funds	2019-2022		097	5751	000	¹³ 822,366.50	-----	-----	822,366.00	0.50
	No Year					19,403,168.80	-----	-----	13,885,327.74	5,517,841.06
Subtotal			097	5751	000	20,225,535.30	-----	-----	14,707,693.74	5,517,841.56
Intragovernmental Funds										
Emergency Response Fund, Defense Fund Resources:										
Undisbursed Funds	No Year		097	4965	000	15,285,407.67	-----	-----	-----	15,285,407.67
					43,921,988,848.20	86,319,873,064.05	-320,312,398.33	77,937,085,628.51	2,451,280,913.59	49,533,182,971.82
Total, Operation and Maintenance, Defense Agencies					160,680,418,172.71	301,494,442,641.46	-758,616,740.33	278,865,234,540.47	7,872,873,948.38	174,678,135,584.99
Total, Operation and Maintenance										
International Reconstruction and Other Assistance										
Department of the Army										
General Fund Accounts										

Footnotes at End of Chapter

Appropriations, Outlays, and Balances - Continued

Appropriation or Fund Account Title	Account Symbol				Balances, Beginning of Fiscal Year	Appropriations and Other Obligational Authority ¹	Transfers Borrowings and Investment (Net) ²	Outlays (Net)	Balances Withdrawn and Other Transactions ³	Balances, End of Fiscal Year
	Period of Availability	ATA	AID	MAIN						
Iraq Relief and Reconstruction Fund, Army Fund Resources: Undisbursed Funds	No Year		021	2089	000	3,778,376.32	-----	-----	-----	3,778,376.32
Operating Expenses of the Coalition Provisional Authority, Army Fund Resources: Undisbursed Funds	No Year		021	2090	000	6,468.72	-----	-----	4,067.93	2,400.79
Total, International Reconstruction and Other Assistance, Department of the Army						3,784,845.04	-----	-----	4,067.93	3,780,777.11
Total, International Reconstruction and Other Assistance						3,784,845.04	-----	-----	4,067.93	3,780,777.11
Procurement										
Department of the Army										
General Fund Accounts										
Aircraft Procurement, Army Fund Resources: Undisbursed Funds	2020-2022		021	2031	000	-----	4,302,870,000.00	-----	576,638,882.54	3,726,231,117.46
	2019-2021					4,059,506,662.90	-58,600,000.00	-1,692,000.00	1,783,136,516.03	2,216,078,146.87
	2018-2020					3,717,086,907.05	-44,000,000.00	-9,790,000.00	1,568,025,165.77	2,095,271,741.28
	2017-2019					1,344,955,455.71	-----	-----	936,310,842.18	408,644,613.53
	2016-2018					411,161,206.20	-----	-----	219,687,289.60	191,473,916.60
	2015-2017					191,000,353.43	-----	-----	63,454,429.64	127,545,923.79
	2014-2016					147,869,674.67	-----	-----	9,023,556.70	138,846,117.97
	2013-2015					213,470,644.83	-----	-----	14,267,695.03	199,202,949.80
	No Year					195,352,206.32	145,129,000.00	-----	50,152,182.23	* 3,196,042.00
	Subtotal		021	2031	000	10,280,403,111.11	4,345,399,000.00	-11,482,000.00	5,220,696,559.72	202,398,991.80
Missile Procurement, Army Fund Resources: Undisbursed Funds	2020-2022		021	2032	000	-----	4,342,797,000.00	-----	210,961,259.72	4,131,835,740.28
	2019-2021					4,708,461,549.47	-80,974,000.00	-2,556,000.00	1,147,237,486.62	3,477,694,062.85
	2018-2020					3,780,554,452.75	-5,182,000.00	-4,427,000.00	1,621,591,241.97	2,149,354,210.78
	2017-2019					1,253,000,753.41	-----	-----	587,164,740.92	665,836,012.49
	2016-2018					181,831,558.22	-----	-----	88,618,451.74	93,213,106.48
	2015-2017					119,564,815.91	-----	-----	27,892,968.51	91,671,847.40
	2014-2016					68,592,657.19	-----	-----	12,981,859.35	55,610,797.84
	2013-2015					18,239,214.22	-----	-----	5,073,687.11	13,165,527.11
	Subtotal		021	2032	000	10,130,245,001.17	4,256,641,000.00	-6,983,000.00	3,701,521,695.94	13,165,527.11
Procurement of Weapons and Tracked Combat Vehicles, Army Fund Resources: Undisbursed Funds	2020-2022		021	2033	000	-----	4,917,509,000.00	-----	218,958,056.14	4,698,550,943.86
	2019-2021					5,358,977,392.59	-268,423,000.00	-4,411,000.00	1,252,710,248.94	3,833,433,143.65
	2018-2020					4,084,075,487.65	-127,000,000.00	-45,025,000.00	2,151,924,161.38	1,760,126,326.27
	2017-2019					816,221,260.55	-----	-----	539,726,345.02	276,494,915.53
	2016-2018					135,784,420.87	-----	-----	41,857,697.64	93,926,723.23
	2015-2017					58,280,647.75	-----	-----	15,869,161.04	42,411,486.71

Footnotes at End of Chapter

Appropriations, Outlays, and Balances - Continued

Appropriation or Fund Account Title	Account Symbol				Balances, Beginning of Fiscal Year	Appropriations and Other Obligational Authority ¹	Transfers Borrowings and Investment (Net) ²	Outlays (Net)	Balances Withdrawn and Other Transactions ³	Balances, End of Fiscal Year
	Period of Availability	ATA	AID	MAIN SUB						
	2014-2016				56,313,420.67	-----	-----	6,875,619.82	-----	49,437,800.85
	2013-2015				5,609,346.29	-----	-----	1,115,193.28	4,494,153.01	-----
	Subtotal		021	2033	10,515,261,976.37	4,522,086,000.00	-49,436,000.00	4,229,036,483.26	4,494,153.01	10,754,381,340.10
Procurement of Ammunition, Army Fund Resources:										
Undisbursed Funds	2020-2022		021	2034	-----	2,727,257,000.00	-----	32,370,362.52	-----	2,694,886,637.48
	2019-2021				2,497,463,603.69	-----	-2,053,000.00	784,496,368.62	-----	1,710,914,235.07
	2018-2020				1,947,188,939.43	-----	-8,975,000.00	1,000,631,609.42	-----	937,582,330.01
	2017-2019				920,724,294.09	-----	-----	480,421,986.96	-----	440,302,307.13
	2016-2018				269,973,952.40	-----	-----	129,563,026.30	-----	140,410,926.10
	2015-2017				69,633,166.01	-----	-----	25,175,164.09	-----	44,458,001.92
	2014-2016				60,212,517.73	-----	-----	21,253,545.80	-----	38,958,971.93
	2013-2015				62,215,911.33	-----	-----	15,979,473.86	46,236,437.47	-----
	Subtotal		021	2034	5,827,412,384.68	2,727,257,000.00	-11,028,000.00	2,489,891,537.57	46,236,437.47	6,007,513,409.64
Other Procurement, Army Fund Resources:										
Undisbursed Funds	2020-2022		021	2035	-----	8,527,549,000.00	-----	1,611,062,554.65	-----	6,916,486,445.35
	2019-2021				7,613,645,871.40	-116,233,000.00	-4,429,000.00	4,223,163,050.36	-----	3,269,820,821.04
	2018-2020				3,677,843,113.05	-4,055,000.00	12,339,000.00	¹⁶ 2,433,555,454.20	-----	1,252,571,658.85
	2017-2019				1,310,849,904.00	-----	-----	632,594,469.04	-----	678,255,434.96
	2016-2018				369,886,118.58	-----	-----	116,236,115.07	-----	253,650,003.51
	2015-2017				247,660,243.17	-----	-----	37,003,450.68	-----	210,656,792.49
	2014-2016				165,941,959.18	-----	-----	19,424,765.47	-----	146,517,193.71
	2013-2015				185,634,857.23	-----	-----	8,762,452.57	176,872,404.66	-----
	No Year				25,061,137.54	24,850,687.00	-----	8,060,279.95	⁹ 767,265.00	41,084,279.59
	Subtotal		021	2035	13,596,523,204.15	8,432,111,687.00	7,910,000.00	9,089,862,591.99	177,639,669.66	12,769,042,629.50
Joint Improvised Explosive Device Defeat Fund, Army Fund Resources:										
Undisbursed Funds	2017-2019		021	2093	8,868,097.28	-----	-----	2,121,157.26	-----	6,746,940.02
	2016-2018				12,830,887.50	-----	-----	1,584,908.56	-----	11,245,978.94
	2015-2017				21,968,475.34	-----	-----	-455,101.04	-----	22,423,576.38
	2014-2016				22,148,667.54	-----	-----	6,057,857.41	-----	16,090,810.13
	2013-2015				70,339,842.33	-----	-----	2,916,626.47	67,423,215.86	-----
	Subtotal		021	2093	136,155,969.99	-----	-----	12,225,448.66	67,423,215.86	56,507,305.47
Total, Procurement, Department of the Army					50,486,001,647.47	24,283,494,687.00	-71,019,000.00	24,743,234,317.14	511,357,994.91	49,443,885,022.42
Department of the Navy										
General Fund Accounts										
Coastal Defense Augmentation, Navy Fund Resources:										
Undisbursed Funds	No Year		017	0380	56,252,301.40	-----	-----	-----	-----	56,252,301.40
Procurement, Marine Corps Fund Resources:										
Undisbursed Funds	2020-2022		017	1109	-----	2,986,734,000.00	-----	440,243,373.05	-----	2,546,490,626.95

Footnotes at End of Chapter

Appropriations, Outlays, and Balances - Continued

Appropriation or Fund Account Title	Account Symbol				Balances, Beginning of Fiscal Year	Appropriations and Other Obligational Authority ¹	Transfers Borrowings and Investment (Net) ²	Outlays (Net)	Balances Withdrawn and Other Transactions ³	Balances, End of Fiscal Year	
	Period of Availability	ATA	AID	MAIN SUB							
	2019-2021				2,302,412,638.54	-74,756,000.00	-130,000.00	1,346,902,029.71	-----	880,624,608.83	
	2018-2020				684,540,743.15	-9,046,000.00	-787,000.00	449,998,186.20	-----	224,709,556.95	
	2017-2019				283,111,400.99	-----	-----	179,321,293.99	-----	103,790,107.00	
	2016-2018				58,778,041.26	-----	-----	41,524,935.30	-----	17,253,105.96	
	2015-2017				16,379,785.12	-----	-----	3,052,092.40	-----	13,327,692.72	
	2014-2016				19,481,823.67	-----	-----	1,581,388.18	-----	17,900,435.49	
	2013-2015				50,876,327.37	-----	-----	16,284,420.04	34,591,907.33	-----	
	No Year				2,114,378.00	14,618,000.00	-----	1,696,281.80	⁹ 181,837.00	14,854,259.20	
	Subtotal		017	1109	000	3,417,695,138.10	2,917,550,000.00	-917,000.00	34,773,744.33	3,818,950,393.10	
Aircraft Procurement, Navy Fund Resources:											
Undisbursed Funds	2020-2022		017	1506	000	-----	19,102,666,000.00	-----	3,742,782,856.30	-----	15,359,883,143.70
	2019-2021				16,664,496,689.24	-307,100,000.00	-664,000.00	4,806,182,099.73	-----	11,550,550,589.51	
	2018-2020				12,619,223,145.74	-110,881,000.00	-12,352,000.00	5,667,554,812.90	-----	6,828,435,332.84	
	2017-2019				4,219,270,629.57	-----	-----	2,346,910,629.01	-----	1,872,360,000.56	
	2016-2018				1,855,452,206.30	-----	-----	784,622,819.29	-----	1,070,829,387.01	
	2015-2017				952,476,523.90	-----	-----	250,896,133.89	-----	701,580,390.01	
	2014-2016				711,958,531.97	-----	-----	154,382,464.31	-----	557,576,067.66	
	2013-2015				479,556,862.69	-----	-----	183,895,149.15	295,661,713.54	-----	
	No Year				64,942,820.30	57,789,721.00	-----	16,172,496.66	⁹ 134,174.00	106,425,870.64	
	Subtotal		017	1506	000	37,567,377,409.71	18,742,474,721.00	-13,016,000.00	295,795,887.54	38,047,640,781.93	
Weapons Procurement, Navy Fund Resources:											
Undisbursed Funds	2020-2022		017	1507	000	-----	4,133,899,000.00	-----	514,535,088.96	-----	3,619,363,911.04
	2019-2021				3,259,004,936.73	-----	-216,000.00	931,712,076.20	-----	2,327,076,860.53	
	2018-2020				2,226,399,713.67	-----	-1,827,000.00	1,103,832,707.27	-----	1,120,740,006.40	
	2017-2019				1,106,046,648.41	-----	-----	637,932,513.03	-----	468,114,135.38	
	2016-2018				368,346,711.46	-----	-----	185,374,632.73	-----	182,972,078.73	
	2015-2017				176,764,935.74	-----	-----	92,939,334.65	-----	83,825,601.09	
	2014-2016				91,565,344.34	-----	-----	27,673,836.22	-----	63,891,508.12	
	2013-2015				58,732,044.72	-----	-----	12,517,132.96	46,214,911.76	-----	
	No Year				2,711,836.17	-----	-----	481,975.31	⁹ 132,870.00	2,096,990.86	
	Subtotal		017	1507	000	7,289,572,171.24	4,133,899,000.00	-2,043,000.00	46,347,781.76	7,868,081,092.15	
Procurement of Ammunition, Navy and Marine Corps Fund Resources:											
Undisbursed Funds	2020-2022		017	1508	000	-----	1,040,215,000.00	-----	92,046,142.37	-----	948,168,857.63
	2019-2021				1,070,370,471.80	-38,574,000.00	-124,000.00	299,353,146.42	-----	732,319,325.38	
	2018-2020				704,629,164.35	-----	-183,000.00	414,683,461.04	-----	289,762,703.31	
	2017-2019				163,762,657.22	-----	-----	110,144,492.27	-----	53,618,164.95	
	2016-2018				112,363,723.93	-----	-----	52,795,952.36	-----	59,567,771.57	
	2015-2017				24,792,980.32	-----	-----	11,951,128.94	-----	12,841,851.38	
	2014-2016				36,988,579.52	-----	-----	4,853,640.43	-----	32,134,939.09	
	2013-2015				12,977,563.83	-----	-----	9,032,392.07	3,945,171.76	-----	

Footnotes at End of Chapter

Appropriations, Outlays, and Balances - Continued

Appropriation or Fund Account Title	Account Symbol				Balances, Beginning of Fiscal Year	Appropriations and Other Obligational Authority ¹	Transfers Borrowings and Investment (Net) ²	Outlays (Net)	Balances Withdrawn and Other Transactions ³	Balances, End of Fiscal Year		
	Period of Availability	ATA	AID	MAIN SUB								
Shipbuilding and Conversion, Navy Fund Resources: Undisbursed Funds	Subtotal		017	1508	000	2,125,885,140.97	1,001,641,000.00	-307,000.00	994,860,355.90	3,945,171.76	2,128,413,613.31	
	2020-2024		017	1611	000	-----	21,138,751,000.00	-----	995,180,102.75	-----	20,143,570,897.25	
	2019-2023					19,543,576,719.49	-153,900,000.00	-1,268,000.00	3,895,041,109.36	-----	15,493,367,610.13	
	2015-2023					-----	-----	3,161,194,905.67	1,444,582,863.02	-----	1,716,612,042.65	
	2018-2022					19,040,323,500.37	-----	-4,327,000.00	4,779,700,888.69	-----	14,256,295,611.68	
	2013-2022					1,340,006,709.77	-2,000,000.00	-505,000.00	496,754,063.85	-----	840,747,645.92	
	2017-2021					10,854,450,714.95	-----	-36,000.00	3,725,794,039.21	-----	7,128,620,675.74	
	2014-2021					1,382,644,487.80	-----	-400,000.00	613,525,061.95	-----	768,719,425.85	
	2020					-----	104,700,000.00	-----	39,625,723.34	-----	65,074,276.66	
	2016-2020					6,367,197,932.49	-----	12,226,000.00	2,212,096,902.92	-----	4,167,327,029.57	
	2012-2020					696,513,013.42	-44,500,000.00	-16,757,000.00	256,244,757.64	-----	379,011,255.78	
	2011-2020					347,946,856.39	-----	-9,979,000.00	111,001,948.75	-----	226,965,907.64	
	2009-2020					132,167,466.88	-----	-6,591,000.00	12,943,877.69	-----	112,632,589.19	
	2019					126,599,447.82	-----	-----	79,446,678.76	-----	47,152,769.06	
	2015-2019					3,161,232,905.67	-----	-3,161,232,905.67	-----	-----	-----	
	2018					55,632,313.25	-----	-----	38,368,139.51	-----	17,264,173.74	
	2010-2018					225,096,997.23	-----	-----	16,140,407.66	-----	208,956,589.57	
	2007-2018					53,961,261.93	-----	-----	485,620.41	-----	53,475,641.52	
	2017					37,188,049.39	-----	-----	24,066,824.50	-----	13,121,224.89	
	2008-2017					113,659,526.36	-----	-----	17,147,918.19	-----	96,511,608.17	
	2016					14,879,596.77	-----	-----	7,233,348.94	-----	7,646,247.83	
	2015					10,990,721.48	-----	-----	560,654.78	10,430,066.70	-----	
	No Year					84,956.98	-----	-----	-----	-----	-----	84,956.98
Subtotal			017	1611	000	63,504,153,178.44	21,043,051,000.00	-27,675,000.00	18,765,940,931.92	10,430,066.70	65,743,158,179.82	
National Sea-Based Deterrence Fund, Navy Fund Resources: Undisbursed Funds	2020-2024		017	1612	000	-----	1,820,927,000.00	-----	692,906,099.29	-----	1,128,020,900.71	
	2019-2023					2,529,886,482.43	-----	-----	728,383,489.26	-----	1,801,502,993.17	
	2018-2022					149,334,886.79	-----	-----	92,891,770.19	-----	56,443,116.60	
	2017-2021					76,258,863.22	-----	-----	55,904,420.17	-----	20,354,443.05	
	Subtotal			017	1612	000	2,755,480,232.44	1,820,927,000.00	-----	1,570,085,778.91	-----	3,006,321,453.53
	2020-2022			017	1810	000	-----	10,590,950,000.00	-----	2,173,946,262.98	-----	8,417,003,737.02
Other Procurement, Navy Fund Resources: Undisbursed Funds	2019-2021					7,377,122,275.79	-24,770,000.00	-265,000.00	3,672,132,396.36	-----	3,679,954,879.43	
	2018-2020					3,585,300,645.61	-23,526,000.00	-2,909,000.00	1,921,049,763.95	-----	1,637,815,881.66	
	2017-2019					1,027,508,056.62	-----	-----	576,904,650.93	-----	450,603,405.69	
	2016-2018					517,151,468.75	-----	-----	242,585,666.11	-----	274,565,802.64	
	2015-2017					332,976,817.03	-----	-----	85,773,974.96	-----	247,202,842.07	
	2014-2016					163,604,120.87	-----	-----	20,754,856.07	-----	142,849,264.80	
	2013-2015					188,990,325.22	-----	-----	59,580,185.07	129,410,140.15	-----	

Footnotes at End of Chapter

Appropriations, Outlays, and Balances - Continued

Appropriation or Fund Account Title	Account Symbol				Balances, Beginning of Fiscal Year	Appropriations and Other Obligational Authority ¹	Transfers Borrowings and Investment (Net) ²	Outlays (Net)	Balances Withdrawn and Other Transactions ³	Balances, End of Fiscal Year	
	Period of Availability	ATA	AID	MAIN							SUB
	No Year				26,152,606.03	37,274,001.00	-2,743,790.00	6,573,369.37	⁹ 1,540,139.00	52,569,308.66	
	Subtotal		017	1810	000	13,218,806,315.92	10,579,928,001.00	-5,917,790.00	8,759,301,125.80	130,950,279.15	14,902,565,121.97
Total, Procurement, Department of the Navy						129,935,221,888.22	60,239,470,722.00	-49,875,790.00	54,031,190,951.77	522,242,931.24	135,571,382,937.21
Department of the Air Force											
General Fund Accounts											
Aircraft Procurement, Air Force Fund Resources:											
Undisbursed Funds	2020-2022		057	3010	000	-----	17,550,880,000.00	-----	¹⁷ 1,288,816,043.25	-----	16,262,063,956.75
	2019-2021					17,124,306,728.49	-738,168,000.00	-27,597,000.00	¹⁸ 5,652,777,974.65	-----	10,705,763,753.84
	2018-2020					12,744,271,307.93	-167,071,000.00	-8,955,000.00	¹⁹ 5,714,511,045.96	-----	6,853,734,261.97
	2017-2019					5,856,836,428.50	-----	-----	3,502,248,488.51	-----	2,354,587,939.99
	2016-2018					2,848,640,232.84	-----	-----	1,676,357,034.89	-----	1,172,283,197.95
	2015-2017					1,284,276,928.31	-----	-----	²⁰ 456,325,095.04	-----	827,951,833.27
	2014-2016					657,014,715.16	-----	-----	114,250,610.07	-----	542,764,105.09
	2013-2015					509,696,638.03	-----	-----	175,175,665.56	334,520,972.47	-----
	No Year					13,330,839.66	-----	-----	10,378,404.70	⁹ 618,168.00	2,334,266.96
	Subtotal		057	3010	000	41,038,373,818.92	16,645,641,000.00	-36,552,000.00	18,590,840,362.63	335,139,140.47	38,721,483,315.82
Procurement of Ammunition, Air Force Fund Resources:											
Undisbursed Funds	2020-2022		057	3011	000	-----	2,535,419,000.00	-----	32,937,058.65	-----	2,502,481,941.35
	2019-2021					2,801,684,649.02	-236,100,000.00	-2,342,000.00	865,829,507.14	-----	1,697,413,141.88
	2018-2020					1,344,024,769.91	-----	-----	752,066,810.68	-----	591,957,959.23
	2017-2019					726,148,638.09	-----	-----	324,816,181.04	-----	401,332,457.05
	2016-2018					285,290,611.19	-----	-----	110,598,333.44	-----	174,692,277.75
	2015-2017					43,351,853.23	-----	-----	24,868,737.76	-----	18,483,115.47
	2014-2016					17,237,773.71	-----	-----	3,037,395.92	-----	14,200,377.79
	2013-2015					16,104,573.37	-----	-----	1,799,561.52	14,305,011.85	-----
	Subtotal		057	3011	000	5,233,842,868.52	2,299,319,000.00	-2,342,000.00	2,115,953,586.15	14,305,011.85	5,400,561,270.52
Missile Procurement, Air Force Fund Resources:											
Undisbursed Funds	2020-2022		057	3020	000	-----	2,777,561,000.00	-----	398,827,213.81	-----	2,378,733,786.19
	2019-2021					2,621,520,242.15	-65,731,000.00	-3,137,000.00	²¹ 526,885,139.23	-----	2,025,767,102.92
	2018-2020					1,892,518,202.54	-75,973,000.00	-145,000.00	²² 857,265,442.46	-----	959,134,760.08
	2017-2019					915,948,152.37	-----	-----	²³ 615,642,173.75	-----	300,305,978.62
	2016-2018					435,173,074.63	-----	-----	188,670,435.75	-----	246,502,638.88
	2015-2017					224,759,067.08	-----	-----	106,779,192.34	-----	117,979,874.74
	2014-2016					233,592,556.19	-----	-----	154,849,559.70	-----	78,742,996.49
	2013-2015					129,562,306.03	-----	-----	63,533,970.53	66,028,335.50	-----
	No Year					1,822,726.15	-----	-----	-----	⁹ 3,293.00	1,819,433.15
	Subtotal		057	3020	000	6,454,896,327.14	2,635,857,000.00	-3,282,000.00	2,912,453,127.57	66,031,628.50	6,108,986,571.07

Footnotes at End of Chapter

Appropriations, Outlays, and Balances - Continued

Appropriation or Fund Account Title	Account Symbol				Balances, Beginning of Fiscal Year	Appropriations and Other Obligational Authority ¹	Transfers Borrowings and Investment (Net) ²	Outlays (Net)	Balances Withdrawn and Other Transactions ³	Balances, End of Fiscal Year	
	Period of Availability	ATA	AID	MAIN							SUB
Missile Procurement, Air Force Fund Resources:											
Undisbursed Funds	1996-1998		057	3020	001	836,600.00	-----	-----	-----	²⁴ 836,600.00	
	1994-1996					4,317,800.00	-----	1,033,600.00	-----	²⁵ 3,284,200.00	
	1993-1995					103,302.00	-----	-----	-----	²⁵ 103,302.00	
	1992-1994					4,447,490.00	-----	-----	-----	²⁵ 4,447,490.00	
	1991-1993					618,299.00	-----	-----	-----	²⁵ 618,299.00	
	1990-1992					72,613.89	-----	-----	-----	²⁵ 72,613.89	
	Subtotal		057	3020	001	10,396,104.89	-----	1,033,600.00	-----	9,362,504.89	
Space Procurement, Air Force Fund Resources:											
Undisbursed Funds	2020-2022		057	3021	000	-----	2,353,383,000.00	-----	354,249,828.87	-----	1,999,133,171.13
	2019-2021					1,588,107,629.28	-164,300,000.00	-1,814,000.00	650,396,249.07	-----	771,597,380.21
	2018-2020					1,884,402,712.46	-----	-462,000.00	426,325,376.20	-----	1,457,615,336.26
	2017-2019					689,771,936.24	-----	-----	378,169,872.40	-----	311,602,063.84
	2016-2018					538,456,199.23	-----	-----	274,031,752.47	-----	264,424,446.76
	Subtotal		057	3021	000	4,700,738,477.21	2,189,083,000.00	-2,276,000.00	2,083,173,079.01	-----	4,804,372,398.20
Other Procurement, Air Force Fund Resources:											
Undisbursed Funds	2020-2022		057	3080	000	-----	25,197,449,000.00	-----	²⁶ 18,414,836,678.21	-----	6,782,612,321.79
	2019-2021					7,064,230,898.63	-----	-4,710,000.00	²⁷ 3,939,968,476.98	-----	3,119,552,421.65
	2018-2020					3,216,210,685.95	-26,000,000.00	-27,000.00	²⁸ 2,217,688,750.48	-----	972,494,935.47
	2017-2019					1,027,161,657.61	-----	-----	585,850,318.43	-----	441,311,339.18
	2016-2018					376,493,840.04	-----	-----	175,853,317.44	-----	200,640,522.60
	2015-2017					168,833,560.35	-----	-----	48,842,187.43	-----	119,991,372.92
	2014-2016					113,440,514.19	-----	-----	-36,194,125.51	-----	149,634,639.70
	2013-2015					85,810,900.57	-----	-----	-70,955,867.57	156,766,768.14	-----
	No Year					18,780,988.60	3,437,583.00	-6,729,133.00	2,503,118.14	⁹ 1,284,857.00	11,701,463.46
	Subtotal		057	3080	000	12,070,963,045.94	25,174,886,583.00	-11,466,133.00	25,278,392,854.03	158,051,625.14	11,797,939,016.77
Total, Procurement, Department of the Air Force						69,509,210,642.62	48,944,786,583.00	-55,918,133.00	50,981,846,609.39	573,527,405.96	66,842,705,077.27
Defense Agencies											
General Fund Accounts											
Procurement, Defense-Wide Fund Resources:											
Undisbursed Funds	2020-2022		097	0300	000	-----	5,763,296,000.00	4,767,000.00	1,010,662,406.86	-----	4,757,400,593.14
	2019-2021					6,284,748,300.32	-337,000,000.00	-----	2,628,560,171.55	-----	3,319,188,128.77
	2018-2020					3,904,217,970.39	44,863,000.00	-----	1,621,686,307.68	-----	2,327,394,662.71
	2017-2019					1,691,388,979.33	-----	-----	1,216,805,542.07	-----	474,583,437.26
	2016-2018					358,805,270.14	-----	-----	217,044,088.50	-----	141,761,181.64
	2015-2017					142,887,980.44	-----	-----	29,634,101.61	-----	113,253,878.83
	2014-2016					75,355,389.25	-----	-----	9,957,680.75	-----	65,397,708.50
	2015					-696,210.78	-----	-----	-769,635.79	73,425.01	-----
	2013-2015					82,579,646.55	-----	-----	8,427,036.28	74,152,610.27	-----

Footnotes at End of Chapter

Appropriations, Outlays, and Balances - Continued

Appropriation or Fund Account Title	Account Symbol				Balances, Beginning of Fiscal Year	Appropriations and Other Obligational Authority ¹	Transfers Borrowings and Investment (Net) ²	Outlays (Net)	Balances Withdrawn and Other Transactions ³	Balances, End of Fiscal Year	
	Period of Availability	ATA	AID	MAIN SUB							
	Subtotal		097	0300	000	12,539,287,325.64	5,471,159,000.00	4,767,000.00	6,742,007,699.51	74,226,035.28	11,198,979,590.85
National Guard and Reserve Equipment, Defense Fund Resources:											
Undisbursed Funds	2019-2021		097	0350	000	1,289,200,263.03	-----	-----	238,309,976.68	-----	1,050,890,286.35
	2018-2020					1,160,513,349.30	-----	-----	385,010,678.90	-----	775,502,670.40
	2017-2019					419,272,342.76	-----	-----	255,329,816.00	-----	163,942,526.76
	2016-2018					157,427,331.80	-----	-----	90,217,333.43	-----	67,209,998.37
	2015-2017					78,460,297.41	-----	-----	16,828,414.40	-----	61,631,883.01
	2014-2016					27,543,280.50	-----	-----	4,922,756.84	-----	22,620,523.66
	2013-2015					22,181,019.00	-----	-----	7,134,606.63	15,046,412.37	-----
	Subtotal		097	0350	000	3,154,597,883.80	-----	-----	997,753,582.88	15,046,412.37	2,141,797,888.55
Defense Production Act Purchases, Defense Fund Resources:											
Undisbursed Funds	No Year		097	0360	000	388,087,662.66	964,393,000.00	-----	401,604,328.41	-----	950,876,334.25
Defense Production Act Program Account, Defense Fund Resources:											
Undisbursed Funds	No Year		097	0361	000	-----	100,000,000.00	-----	-----	-----	100,000,000.00
Chemical Agents and Munitions Destruction, Defense Fund Resources:											
Undisbursed Funds	2020-2022		097	0390	000	-----	2,218,000.00	-----	-----	-----	2,218,000.00
	2020-2021					-----	920,838,000.00	-----	641,999,439.35	-----	278,838,560.65
	2020					-----	69,088,000.00	-----	34,754,540.41	-----	34,333,459.59
	2019-2020					445,732,705.27	-----	-----	414,219,345.62	-----	31,513,359.65
	2018-2020					1,294,000.00	-----	-----	92,508.77	-----	1,201,491.23
	2019					22,918,705.31	-----	-----	25,251,651.92	-----	¹⁴ -2,332,946.61
	2018-2019					44,834,236.96	-----	-----	36,969,911.57	-----	7,864,325.39
	2018					1,937,519.47	-----	-----	1,058,683.37	-----	878,836.10
	2017-2018					1,685,090.85	-----	-----	146,230.99	-----	1,538,859.86
	2016-2018					-----	-----	-----	-26,172.98	-----	26,172.98
	2017					1,913,506.36	-----	-----	147,518.05	-----	1,765,988.31
	2016-2017					5,358,015.64	-----	-----	-4,927,047.09	-----	10,285,062.73
	2015-2017					227,658.51	-----	-----	-94,825.35	-----	322,483.86
	2016					2,202,939.44	-----	-----	-254,042.47	-----	2,456,981.91
	2015-2016					2,204,256.89	-----	-----	-8,070.78	-----	2,212,327.67
	2014-2016					-75,672.30	-----	-----	-75,958.60	-----	286.30
	2015					-303,626.75	-----	-----	-303,626.75	-----	-----
	2014-2015					4,412,303.97	-----	-----	-1,092,729.62	5,505,033.59	-----
	2013-2015					15,547,242.79	-----	-----	-1,075,533.12	16,622,775.91	-----
	No Year					1,374,658.88	-----	-----	-----	-----	1,374,658.88
	Subtotal		097	0390	000	551,263,541.29	992,144,000.00	-----	1,146,781,823.29	22,127,809.50	374,497,908.50
Joint Improvised-Threat Defeat Fund, Defense Fund Resources:											
Undisbursed Funds	2018-2020		097	2093	000	¹³ -----	-----	-----	-167,950.67	-----	167,950.67
	2017-2019					29,714,984.11	-----	-----	11,938,610.21	-----	17,776,373.90

Footnotes at End of Chapter

Appropriations, Outlays, and Balances - Continued

Appropriation or Fund Account Title	Account Symbol				Balances, Beginning of Fiscal Year	Appropriations and Other Obligational Authority ¹	Transfers Borrowings and Investment (Net) ²	Outlays (Net)	Balances Withdrawn and Other Transactions ³	Balances, End of Fiscal Year	
	Period of Availability	ATA	AID	MAIN							SUB
Subtotal			097	2093	000	29,714,984.11	-----	11,770,659.54	-----	17,944,324.57	
Total, Procurement, Defense Agencies						16,662,951,397.50	7,527,696,000.00	4,767,000.00	9,299,918,093.63	111,400,257.15	14,784,096,046.72
Total, Procurement						266,593,385,575.81	140,995,447,992.00	-172,045,923.00	139,056,189,971.93	1,718,528,589.26	266,642,069,083.62
Research, Development, Test, and Evaluation											
Department of the Army											
General Fund Accounts											
Research, Development, Test and Evaluation, Army Fund Resources:											
Undisbursed Funds	2020-2022		021	2040	000	-----	-----	520,949.90	-----	¹⁴ -520,949.90	
	2020-2021					-----	12,832,390,000.00	-----	4,693,638,615.11	8,138,751,384.89	
	2019-2021					517,357.32	-----	-----	365,551.38	151,805.94	
	2019-2020					8,665,993,683.63	-150,276,000.00	-27,040,000.00	6,213,644,075.44	2,275,033,608.19	
	2018-2019					2,961,693,519.57	-----	-----	2,047,273,292.67	914,420,226.90	
	2017-2018					438,421,324.44	-----	-----	187,044,857.23	251,376,467.21	
	2016-2017					223,816,276.34	-----	-----	45,902,595.73	177,913,680.61	
	2015-2016					177,288,914.41	-----	-----	23,094,271.45	154,194,642.96	
	2014-2015					230,059,963.30	-----	-975,873.00	19,942,956.65	209,141,133.65	
	No Year					54,782,639.33	9,137,040.00	975,873.00	35,017,771.92	⁹ 338,950.00	
Subtotal			021	2040	000	12,752,573,678.34	12,691,251,040.00	-27,040,000.00	13,266,444,937.48	209,480,083.65	
Total, Research, Development, Test, and Evaluation, Department of the Army						12,752,573,678.34	12,691,251,040.00	-27,040,000.00	13,266,444,937.48	209,480,083.65	
Department of the Navy											
General Fund Accounts											
Research, Development, Test, and Evaluation, Navy Fund Resources:											
Undisbursed Funds	2020-2022		017	1319	000	-----	-----	-----	-8,692,448.28	8,692,448.28	
	2020-2021					-----	20,455,595,000.00	-----	10,259,487,424.86	10,196,107,575.14	
	2019-2021					2,453,023.23	-----	-----	6,107.86	2,446,915.37	
	2019-2020					9,338,309,481.46	-230,957,000.00	-2,868,000.00	6,833,234,189.99	2,271,250,291.47	
	2018-2019					2,500,030,789.52	-----	-----	1,560,360,122.31	939,670,667.21	
	2017-2018					815,442,285.86	-----	-----	327,595,585.96	487,846,699.90	
	2016-2017					445,126,689.00	-----	-----	108,834,859.25	336,291,829.75	
	2015-2016					299,006,801.77	-----	-----	25,084,923.75	273,921,878.02	
	2014-2015					226,494,187.77	-----	-----	38,312,910.91	188,181,276.86	
	No Year					155,097,854.84	132,632,075.00	-----	122,456,167.63	⁹ 2,757,160.00	
Subtotal			017	1319	000	13,781,961,113.45	20,357,270,075.00	-2,868,000.00	19,266,679,844.24	190,938,436.86	
Total, Research, Development, Test, and Evaluation, Department of the Navy						13,781,961,113.45	20,357,270,075.00	-2,868,000.00	19,266,679,844.24	190,938,436.86	
Department of the Air Force											
General Fund Accounts											

Footnotes at End of Chapter

Appropriations, Outlays, and Balances - Continued

Appropriation or Fund Account Title	Account Symbol				Balances, Beginning of Fiscal Year	Appropriations and Other Obligational Authority ¹	Transfers Borrowings and Investment (Net) ²	Outlays (Net)	Balances Withdrawn and Other Transactions ³	Balances, End of Fiscal Year
	Period of Availability	ATA	AID	MAIN SUB						
Research, Development, Test, and Evaluation, Air Force Fund Resources: Undisbursed Funds	2020-2022		057	3600 000	-----	-----	-----	-177,593.50	-----	177,593.50
	2020-2021				-----	45,742,508,000.00	-----	²⁹ 22,749,244,694.25	-----	22,993,263,305.75
	2019-2021				429,996.79	-----	-----	160,112.17	-----	269,884.62
	2019-2020				21,114,062,939.46	-263,050,000.00	-811,000.00	³⁰ 16,009,271,287.16	-----	4,840,930,652.30
	2018-2019				5,140,937,979.94	-----	-----	³¹ 3,618,174,348.90	-----	1,522,763,631.04
	2017-2018				1,296,206,826.20	-----	-----	682,786,537.65	-----	613,420,288.55
	2016-2017				435,032,923.64	-----	-----	124,601,412.49	-----	310,431,511.15
	2015-2016				459,590,550.53	-----	-----	-130,879,729.07	-----	590,470,279.60
	2014-2015				557,419,887.31	-----	-----	³² 329,942,520.33	227,477,366.98	-----
	No Year				92,865,835.73	60,657,547.00	-----	53,905,483.70	⁹ 1,202,469.00	98,415,430.03
	Subtotal		057	3600 000	29,096,546,939.60	45,540,115,547.00	-811,000.00	43,437,029,074.08	228,679,835.98	30,970,142,576.54
Total, Research, Development, Test, and Evaluation, Department of the Air Force					29,096,546,939.60	45,540,115,547.00	-811,000.00	43,437,029,074.08	228,679,835.98	30,970,142,576.54
Defense Agencies General Fund Accounts										
Research, Development, Test, and Evaluation, Defense Agencies Fund Resources: Undisbursed Funds	2020-2021		097	0400 000	-----	26,614,884,000.00	-----	9,337,579,368.17	-----	17,277,304,631.83
	2019-2021				131,832.20	-----	-----	131,832.20	-----	-----
	2019-2020				15,059,315,969.13	-267,000,000.00	-----	10,889,822,128.67	-----	3,902,493,840.46
	2018-2019				¹⁹ 4,209,019,736.73	-----	-----	2,783,233,032.42	-----	1,425,786,704.31
	2017-2019				-117,826.25	-----	-----	-115,822.44	-----	¹⁴ -2,003.81
	2017-2018				975,863,827.03	-----	-----	357,436,407.59	-----	618,427,419.44
	2016-2018				-----	-----	-----	-35,805.92	-----	35,805.92
	2017				-569,128.24	-----	-----	-3,794,540.85	-----	3,225,412.61
	2016-2017				429,604,631.68	-----	-----	112,942,728.65	-----	316,661,903.03
	2015-2016				291,701,797.87	-----	-----	30,022,530.16	-----	261,679,267.71
	2014-2015				273,557,642.04	-----	-----	23,419,581.75	250,138,060.29	-----
	No Year				136,124,096.65	67,322,844.00	-----	19,876,256.26	⁹ 2,626,182.00	180,944,502.39
	Subtotal		097	0400 000	21,374,632,578.84	26,415,206,844.00	-----	23,550,517,696.66	252,764,242.29	23,986,557,483.89
Department of Defense Rapid Prototyping Fund, Defense Fund Resources: Undisbursed Funds	2019-2023		097	0402 000	-----	-----	1,268,000.00	-----	-----	1,268,000.00
	2015-2023				-----	-----	38,000.00	-----	-----	38,000.00
	2018-2022				7,031,000.00	-----	4,327,000.00	956,700.78	-----	10,401,299.22
	2013-2022				-----	-----	505,000.00	-----	-----	505,000.00
	2019-2021				-----	-----	48,040,000.00	76,664.79	-----	47,963,335.21
	2017-2021				466,000.00	-----	36,000.00	194,024.18	-----	307,975.82
	2014-2021				1,032,000.00	-----	400,000.00	332,554.18	-----	1,099,445.82
	2019-2020				-----	-----	19,811,000.00	-----	-----	19,811,000.00
	2018-2020				36,403,000.00	-----	54,474,000.00	44,934,580.08	-----	45,942,419.92

Footnotes at End of Chapter

Appropriations, Outlays, and Balances - Continued

Appropriation or Fund Account Title	Account Symbol				Balances, Beginning of Fiscal Year	Appropriations and Other Obligational Authority ¹	Transfers Borrowings and Investment (Net) ²	Outlays (Net)	Balances Withdrawn and Other Transactions ³	Balances, End of Fiscal Year	
	Period of Availability	ATA	AID	MAIN							SUB
	2016-2020				123,000.00	-----	574,000.00	31,866.34	-----	665,133.66	
	2012-2020				8,623,000.00	-----	3,957,000.00	3,321,640.48	-----	9,258,359.52	
	2011-2020				1,024,000.00	-----	9,979,000.00	383,239.18	-----	10,619,760.82	
	2009-2020				8,875,000.00	-----	6,591,000.00	140,145.72	-----	15,325,854.28	
	2018-2019				17,292,000.00	-----	-----	4,179,499.68	-----	13,112,500.32	
	2017-2019				33,456,000.00	-----	-----	23,539,376.96	-----	9,916,623.04	
	2015-2019				47,000.00	-----	-----	47,000.00	-----	-----	
	Subtotal		097	0402	000	-----	150,000,000.00	78,137,292.37	-----	186,234,707.63	
Operational Test and Evaluation, Defense Fund Resources:											
Undisbursed Funds	2020-2021		097	0460	000	-----	227,700,000.00	-----	110,247,967.87	-----	117,452,032.13
	2019-2020					-----	-----	153,317,158.51	-----	104,791,888.29	
	2018-2019					-----	-----	14,894,993.97	-----	3,920,822.88	
	2017-2018					-----	-----	1,076,942.84	-----	3,359,840.77	
	2016-2017					-----	-----	1,209,461.55	-----	4,076,413.66	
	2015-2016					-----	-----	800,173.79	-----	2,421,663.70	
	2014-2015					-----	-----	-5,716,037.49	2,810,476.60	-----	
	Subtotal		097	0460	000	-----	227,700,000.00	275,830,661.04	2,810,476.60	236,022,661.43	
Special Fund Accounts											
Contributions for Renewable Energy Impact Assessments and Mitigation, Defense Fund Resources:											
Undisbursed Funds	No Year		097	5753	000	-----	-----	-68,972.44	-----	2,778,402.53	
Total, Research, Development, Test, and Evaluation, Defense Agencies						21,778,677,808.00	26,642,906,844.00	150,000,000.00	23,904,416,677.63	255,574,718.89	24,411,593,255.48
Total, Research, Development, Test, and Evaluation						77,409,759,539.39	105,231,543,506.00	119,281,000.00	99,874,570,533.43	884,673,075.38	82,001,340,436.58
Military Construction											
Department of the Army											
General Fund Accounts											
Military Construction, Army Fund Resources:											
Undisbursed Funds	2020-2024		021	2050	000	-----	1,389,967,000.00	500,000.00	-----	1,337,496,976.22	
	2019-2023					1,349,742,704.03	-----	295,902,129.01	-----	1,053,840,575.02	
	2018-2022					1,054,060,025.49	-----	348,565,941.80	-----	705,494,083.69	
	2017-2021					256,061,459.67	-----	95,495,832.53	-----	160,565,627.14	
	2016-2020					408,811,476.71	-----	-500,000.00	144,828,183.76	263,483,292.95	
	2015-2019					127,053,685.09	-----	-----	70,697,772.98	56,355,912.11	
	2014-2018					72,557,868.36	-----	-----	39,459,108.24	33,098,760.12	
	2015-2017					31,807,905.60	-----	-----	7,036,080.89	24,771,824.71	
	2013-2017					156,592,274.82	-----	-----	33,221,657.64	123,370,617.18	
	2016					29,069,514.23	-----	-----	-----	29,069,514.23	
	2012-2016					101,827,607.98	-----	-----	20,473,834.12	81,353,773.86	
	2011-2015					39,944,139.28	-----	-----	19,572,272.45	20,371,866.83	
	No Year					29,872,999.72	-----	-----	5,054,084.70	-----	24,818,915.02

Footnotes at End of Chapter

Appropriations, Outlays, and Balances - Continued

Appropriation or Fund Account Title	Account Symbol				Balances, Beginning of Fiscal Year	Appropriations and Other Obligational Authority ¹	Transfers Borrowings and Investment (Net) ²	Outlays (Net)	Balances Withdrawn and Other Transactions ³	Balances, End of Fiscal Year	
	Period of Availability	ATA	AID	MAIN SUB							
	Subtotal		021	2050	000	3,657,401,660.98	1,389,967,000.00	-----	1,133,276,921.90	20,371,866.83	3,893,719,872.25
Military Construction, Army National Guard Fund Resources:											
Undisbursed Funds	2020-2024		021	2085	000	-----	431,819,000.00	-----	410,940.57	-----	431,408,059.43
	2019-2023					233,187,096.36	-----	-----	77,845,664.36	-----	155,341,432.00
	2018-2022					781,428,893.40	-----	-----	156,281,288.19	-----	625,147,605.21
	2017-2021					133,916,396.56	-----	-----	57,856,677.56	-----	76,059,719.00
	2016-2020					78,251,611.07	-----	-----	36,918,967.52	-----	41,332,643.55
	2015-2019					20,382,150.93	-----	-----	8,738,897.39	-----	11,643,253.54
	2014-2018					22,105,822.65	-----	-----	7,106,464.78	-----	14,999,357.87
	2013-2017					45,652,147.79	-----	-----	5,745,712.45	-----	39,906,435.34
	2012-2016					25,563,566.52	-----	-----	859,805.81	-----	24,703,760.71
	2011-2015					60,876,020.75	-----	-----	2,004.76	60,874,015.99	-----
	Subtotal		021	2085	000	1,401,363,706.03	431,819,000.00	-----	351,766,423.39	60,874,015.99	1,420,542,266.65
Military Construction, Army Reserve Fund Resources:											
Undisbursed Funds	2020-2024		021	2086	000	-----	64,228,000.00	-----	3,005,946.96	-----	61,222,053.04
	2019-2023					85,972,958.21	-----	-----	22,643,444.96	-----	63,329,513.25
	2018-2022					132,150,051.12	-----	-70,544.00	65,542,754.35	-----	66,536,752.77
	2017-2021					33,373,659.49	-----	-1,028,456.00	26,582,189.19	-----	5,763,014.30
	2016-2020					63,470,305.34	-----	331,000.00	41,314,569.39	-----	22,486,735.95
	2015-2019					12,056,700.67	-----	-----	5,561,218.09	-----	6,495,482.58
	2015-2018					6,207,793.80	-----	-----	5,521,213.35	-----	686,580.45
	2014-2018					11,426,530.23	-----	-----	8,598,181.51	-----	2,828,348.72
	2013-2017					5,195,414.31	-----	-----	3,752,260.50	-----	1,443,153.81
	2012-2016					516,426.14	-----	-----	18,128.68	-----	498,297.46
	2011-2015					118,632.48	-----	-----	103,266.16	15,366.32	-----
Transfer To:											
Federal Highway Administration, Transportation	2018-2022	069	021	2086	005	-----	-----	70,544.00	-----	-----	70,544.00
	2017-2021					-----	-----	1,028,456.00	-----	-----	1,028,456.00
	2016-2020					4,754,887.16	-----	-331,000.00	606,043.18	-----	3,817,843.98
	Subtotal		021	2086	000	355,243,358.95	64,228,000.00	-----	183,249,216.32	15,366.32	236,206,776.31
Total, Military Construction, Department of the Army						5,414,008,725.96	1,886,014,000.00	-----	1,668,292,561.61	81,261,249.14	5,550,468,915.21
Department of the Navy											
General Fund Accounts											
Military Construction, Navy Fund Resources:											
Undisbursed Funds	2020-2024		017	1205	000	-----	6,421,981,000.00	-----	108,136,136.98	-----	6,313,844,863.02
	2019-2023					3,273,744,210.40	-----	-----	595,036,056.56	-----	2,678,708,153.84
	2018-2022					1,727,839,300.99	-----	-----	454,198,287.76	-----	1,273,641,013.23
	2017-2021					758,361,986.70	-----	-----	333,327,856.74	-----	425,034,129.96
	2016-2020					767,362,235.41	-----	-302,000.00	315,657,520.57	-----	451,402,714.84
	2015-2019					212,311,116.44	-----	302,000.00	74,079,390.59	-----	138,533,725.85

Footnotes at End of Chapter

Appropriations, Outlays, and Balances - Continued

Appropriation or Fund Account Title	Account Symbol				Balances, Beginning of Fiscal Year	Appropriations and Other Obligational Authority ¹	Transfers Borrowings and Investment (Net) ²	Outlays (Net)	Balances Withdrawn and Other Transactions ³	Balances, End of Fiscal Year
	Period of Availability	ATA	AID	MAIN						
	2015-2018				4,656,963.71	-----	-----	2,265,276.71	-----	2,391,687.00
	2014-2018				284,749,699.87	-----	-----	158,444,516.87	-----	126,305,183.00
	2013-2017				106,355,891.98	-----	-----	18,100,110.33	-----	88,255,781.65
	2012-2016				28,325,123.02	-----	-----	8,175,223.76	-----	20,149,899.26
	2011-2015				26,199,038.64	-----	15,534,415.67	20,173,406.64	21,560,047.67	-----
	No Year				545,543.18	-----	-----	-----	-----	545,543.18
Transfer To:										
Transportation	2020-2024	069	017	1205	005	8,750,000.00	-----	-----	-----	8,750,000.00
	2014-2018					-----	-----	-5.00	-----	-----
	2011-2015					-----	-15,534,415.67	23,966,233.67	-----	-----
	Subtotal		017	1205	000	7,229,951,754.68	6,430,731,000.00	2,111,560,012.18	21,560,047.67	11,527,562,694.83
Military Construction, Naval Reserve Fund Resources:										
Undisbursed Funds	2020-2024		017	1235	000	-----	54,955,000.00	-----	-----	54,955,000.00
	2019-2023					-----	-----	12,516,954.11	-----	27,281,517.02
	2018-2022					-----	-----	29,850,605.59	-----	53,968,163.33
	2017-2021					-----	-----	9,008,619.20	-----	22,731,153.91
	2016-2020					-----	-----	5,585,905.02	-----	24,775,590.74
	2015-2019					-----	-----	4,920,471.62	-----	14,186,319.13
	2015-2018					-----	-----	1,329,503.00	-----	1,603,598.59
	2014-2018					-----	-----	4,162,192.05	-----	752,768.93
	2013-2017					-----	-----	1,905,009.06	-----	1,595,160.22
	2012-2016					-----	-----	-----	-----	155,803.50
	2011-2015					-----	-----	3.00	317,292.06	-----
	Subtotal		017	1235	000	216,646,630.08	54,955,000.00	69,279,262.65	317,292.06	202,005,075.37
Special Fund Accounts										
Ford Island Improvement Account Fund Resources:										
Undisbursed Funds	No Year		017	5562	000	100,000.00	-----	-----	-----	100,000.00
Total, Military Construction, Department of the Navy						7,446,698,384.76	6,485,686,000.00	2,180,839,274.83	21,877,339.73	11,729,667,770.20
Department of the Air Force										
General Fund Accounts										
Military Construction, Air Force Fund Resources:										
Undisbursed Funds	2020-2024		057	3300	000	-----	4,992,618,000.00	1,000,000.00	35,736,785.55	4,957,881,214.45
	2019-2023					3,018,638,576.40	-----	-5,000,000.00	-----	2,535,828,763.74
	2018-2022					1,912,482,177.84	-----	1,000,000.00	-----	1,304,615,640.42
	2017-2021					1,213,898,526.06	-----	500,000.00	-----	897,391,651.85
	2016-2020					709,284,150.45	-----	-5,000.00	-----	499,028,810.70
	2015-2019					181,407,303.63	-----	161,000.00	-----	136,828,590.97
	2015-2018					885,979.62	-----	-----	-----	885,979.62
	2014-2018					67,997,281.24	-----	-2,681,000.00	47,385,618.80	17,930,662.44

Footnotes at End of Chapter

Appropriations, Outlays, and Balances - Continued

Appropriation or Fund Account Title	Account Symbol				Balances, Beginning of Fiscal Year	Appropriations and Other Obligational Authority ¹	Transfers Borrowings and Investment (Net) ²	Outlays (Net)	Balances Withdrawn and Other Transactions ³	Balances, End of Fiscal Year	
	Period of Availability	ATA	AID	MAIN							SUB
	2015-2017				60,681,198.58	-----	-----	11,712,089.57	-----	48,969,109.01	
	2013-2017				2,912,053.26	-----	217,000.00	34,831.35	-----	3,094,221.91	
	2012-2016				29,407,942.69	-----	-4,269,000.00	9,248,198.96	-----	15,890,743.73	
	2011-2015				17,846,957.78	-----	-----	12,549,586.49	5,297,371.29	-----	
Transfer To:											
Federal Highway Administration, Transportation	2015-2019	069	057	3300	005	-----	-----	720,598.32	-----	802,401.88	
	Subtotal		057	3300	000	7,216,965,147.75	4,992,618,000.00	-9,077,000.00	1,776,060,985.74	5,297,371.29	10,419,147,790.72
Military Construction, Air Force Reserve Fund Resources:											
Undisbursed Funds	2020-2024		057	3730	000	-----	84,550,000.00	-----	47,081.66	-----	84,502,918.34
	2019-2023				122,855,035.64	-----	-----	7,734,273.90	-----	115,120,761.74	
	2018-2022				119,703,632.60	-----	-----	44,768,524.47	-----	74,935,108.13	
	2017-2021				69,487,231.46	-----	-----	31,852,000.02	-----	37,635,231.44	
	2016-2020				17,672,321.22	-----	-----	10,745,981.50	-----	6,926,339.72	
	2015-2019				913,808.19	-----	-----	338,694.27	-----	575,113.92	
	2014-2018				4,743,451.60	-----	-----	3,820,106.40	-----	923,345.20	
	2013-2017				68,445.19	-----	-----	561.48	-----	67,883.71	
	2012-2016				768,025.65	-----	-----	-----	-----	768,025.65	
	2011-2015				309,268.57	-----	-----	-----	309,268.57	-----	
	Subtotal		057	3730	000	336,521,220.12	84,550,000.00	-----	99,307,223.70	309,268.57	321,454,727.85
Military Construction, Air National Guard Fund Resources:											
Undisbursed Funds	2020-2024		057	3830	000	-----	221,471,000.00	-----	-----	-----	221,471,000.00
	2019-2023				183,126,000.00	-----	-----	9,489,782.63	-----	173,636,217.37	
	2018-2022				208,318,566.95	-----	-----	62,480,496.23	-----	145,838,070.72	
	2017-2021				89,077,593.98	-----	-----	43,136,870.98	-----	45,940,723.00	
	2016-2020				34,005,630.59	-----	-----	27,964,178.94	-----	6,041,451.65	
	2015-2019				17,926,722.50	-----	-----	10,646,230.97	-----	7,280,491.53	
	2014-2018				416,882.70	-----	-----	105,837.82	-----	311,044.88	
	2013-2017				195,643.36	-----	-----	8,503.43	-----	187,139.93	
	2012-2016				87,700.33	-----	-----	-----	-----	87,700.33	
	2011-2015				206,621.21	-----	-----	-----	206,621.21	-----	
	Subtotal		057	3830	000	533,361,361.62	221,471,000.00	-----	153,831,901.00	206,621.21	600,793,839.41
Total, Military Construction, Department of the Air Force					8,086,847,729.49	5,298,639,000.00	-9,077,000.00	2,029,200,110.44	5,813,261.07	11,341,396,357.98	
Defense Agencies											
General Fund Accounts											
Chemical Demilitarization Construction, Defense-Wide Fund Resources:											
Undisbursed Funds	2015-2019		097	0391	000	25,875,310.68	-----	-----	9,684,923.29	-----	16,190,387.39
	2014-2018				18,833.54	-----	-----	11,258.13	-----	7,575.41	
	2013-2017				8,174,942.44	-----	-----	-175,677.73	-----	8,350,620.17	
	2012-2016				912.21	-----	-----	-----	-----	912.21	
	2011-2015				1,655.45	-----	-----	-17,648.37	19,303.82	-----	

Footnotes at End of Chapter

Appropriations, Outlays, and Balances - Continued

Appropriation or Fund Account Title	Account Symbol				Balances, Beginning of Fiscal Year	Appropriations and Other Obligational Authority ¹	Transfers Borrowings and Investment (Net) ²	Outlays (Net)	Balances Withdrawn and Other Transactions ³	Balances, End of Fiscal Year	
	Period of Availability	ATA	AID	MAIN							SUB
	Subtotal		097	0391	000	34,071,654.32	-----	-----	9,502,855.32	19,303.82	24,549,495.18
Military Construction, Defense-Wide Fund Resources:											
Undisbursed Funds	2020-2024		097	0500	000	-----	2,552,584,000.00	14,738,000.00	25,315,629.13	-----	2,542,006,370.87
	2019-2023					2,576,032,116.97	-----	5,020,000.00	443,842,960.10	-----	2,137,209,156.87
	2018-2022					2,420,823,223.34	-----	152,000.00	588,299,422.92	-----	1,832,675,800.42
	2017-2021					1,293,795,997.78	-----	400,000.00	396,096,883.05	-----	898,099,114.73
	2016-2020					1,032,775,653.62	-45,055,000.00	4,200,000.00	344,313,445.06	-----	647,607,208.56
	2015-2019					814,378,924.40	-----	-----	203,176,825.37	-----	611,202,099.03
	2014-2018					694,390,765.74	-----	-13,500,000.00	273,870,245.58	-----	407,020,520.16
	2015-2017					2,252,139.35	-----	-----	-1,064,221.92	-----	3,316,361.27
	2013-2017					319,820,134.96	-----	-----	159,124,826.28	-----	160,695,308.68
	2012-2016					185,415,013.46	-----	-4,472,000.00	75,421,010.61	-----	105,522,002.85
	2011-2015					58,839,528.71	-----	-6,538,000.00	24,763,813.30	27,537,715.41	-----
Transfer To:											
Transportation	2012-2016	069	097	0500	005	222,030.29	-----	-----	-----	-----	222,030.29
	Subtotal		097	0500	000	9,398,745,528.62	2,507,529,000.00	-----	2,533,160,839.48	27,537,715.41	9,345,575,973.73
Department of Defense Base Closure Account 1990, Defense Fund Resources:											
Undisbursed Funds	No Year		097	0510	000	98,679,599.96	-----	-----	11,686,671.89	-----	86,992,928.07
Department of Defense Base Closure Account 2005, Defense Fund Resources:											
Undisbursed Funds	No Year		097	0512	000	586,508,911.43	-----	5,413,156.80	8,346,209.04	-----	583,575,859.19
Transfer To:											
Transportation	No Year	069	097	0512	005	5,413,156.80	-----	-5,413,156.80	-----	-----	-----
	Subtotal		097	0512	000	591,922,068.23	-----	-----	8,346,209.04	-----	583,575,859.19
Department of Defense Base Closure Account, Defense Fund Resources:											
Undisbursed Funds	No Year		097	0516	000	1,177,887,640.44	398,526,000.00	8,135,148.10	354,340,408.21	-----	1,230,208,380.33
Transfer To:											
Transportation	No Year	069	097	0516	005	11,957,656.76	-----	-8,135,148.10	2,981,756.34	-----	840,752.32
	Subtotal		097	0516	000	1,189,845,297.20	398,526,000.00	-----	357,322,164.55	-----	1,231,049,132.65
Foreign Currency Fluctuations, Construction, Defense Fund Resources:											
Undisbursed Funds	No Year		097	0803	000	31,490,620.87	-----	24,680,000.00	-----	-----	56,170,620.87
North Atlantic Treaty Organization, Security Investment Program, Defense Fund Resources:											
Undisbursed Funds	No Year		097	0804	000	952,331,421.21	147,005,000.00	-----	86,545,866.39	-----	1,012,790,554.82
Total, Military Construction, Defense Agencies						12,297,086,190.41	3,053,060,000.00	24,680,000.00	3,006,564,606.67	27,557,019.23	12,340,704,564.51
Total, Military Construction						33,244,641,030.62	16,723,399,000.00	15,603,000.00	8,884,896,553.55	136,508,869.17	40,962,237,607.90
Family Housing											
Department of the Army											

Footnotes at End of Chapter

Appropriations, Outlays, and Balances - Continued

Appropriation or Fund Account Title	Account Symbol				Balances, Beginning of Fiscal Year	Appropriations and Other Obligational Authority ¹	Transfers Borrowings and Investment (Net) ²	Outlays (Net)	Balances Withdrawn and Other Transactions ³	Balances, End of Fiscal Year	
	Period of Availability	ATA	AID	MAIN							SUB
General Fund Accounts											
Family Housing Construction, Army Fund Resources:											
Undisbursed Funds	2020-2024		021	0720	000	-----	141,372,000.00	1,000,000.00	894,088.63	-----	141,477,911.37
	2019-2023					330,385,863.71	-----	-----	12,939,438.99	-----	317,446,424.72
	2018-2022					165,508,724.41	-----	-----	28,822,822.99	-----	136,685,901.42
	2017-2021					120,198,023.45	-----	-----	66,464,901.90	-----	53,733,121.55
	2016-2020					15,658,875.40	-----	-1,000,000.00	8,142,534.15	-----	6,516,341.25
	2015-2019					9,193,238.48	-----	-----	3,262,964.61	-----	5,930,273.87
	2014-2018					234,132.28	-----	-----	169,592.22	-----	64,540.06
	2013-2017					4,829,857.19	-----	-----	-3,574.89	-----	4,833,432.08
	2012-2016					42,100,267.91	-----	-----	6,229,884.38	-----	35,870,383.53
	2011-2015					9,916,903.80	-----	-----	1,475,942.62	8,440,961.18	-----
	Subtotal		021	0720	000	698,025,886.63	141,372,000.00	-----	128,398,595.60	8,440,961.18	702,558,329.85
Family Housing Operation and Maintenance, Army Fund Resources:											
Undisbursed Funds	2020-2021		021	0725	000	-----	50,000,000.00	-----	19,251,132.04	-----	30,748,867.96
	2020					-----	357,907,000.00	-----	194,576,525.21	-----	163,330,474.79
	2019					159,289,135.35	-----	-----	85,252,109.60	-----	74,037,025.75
	2018					81,364,281.72	-----	-----	12,675,531.35	-----	68,688,750.37
	2017					58,303,331.83	-----	-----	2,055,632.60	-----	56,247,699.23
	2016					64,666,220.58	-----	-----	4,965,847.45	-----	59,700,373.13
	2015					51,038,651.59	-----	-----	9,315,250.45	41,723,401.14	-----
	Subtotal		021	0725	000	414,661,621.07	407,907,000.00	-----	328,092,028.70	41,723,401.14	452,753,191.23
Total, Family Housing, Department of the Army						1,112,687,507.70	549,279,000.00	-----	456,490,624.30	50,164,362.32	1,155,311,521.08
Department of the Navy											
General Fund Accounts											
Family Housing Construction, Navy and Marine Corps Fund Resources:											
Undisbursed Funds	2020-2024		017	0730	000	-----	47,661,000.00	-----	-----	-----	47,661,000.00
	2019-2023					104,581,000.00	-----	-----	4,604,471.50	-----	99,976,528.50
	2018-2022					85,544,000.00	-----	-----	2,755,618.87	-----	82,788,381.13
	2017-2021					94,143,085.67	-----	-----	9,633,311.03	-----	84,509,774.64
	2016-2020					8,234,209.03	-----	-30,000.00	698,678.18	-----	7,505,530.85
	2015-2019					3,820,625.91	-----	30,000.00	2,207,476.70	-----	1,643,149.21
	2014-2018					16,960,723.64	-----	-----	10,413,941.78	-----	6,546,781.86
	2013-2017					5,883,809.74	-----	-----	-----	-----	5,883,809.74
	2012-2016					2,004,218.45	-----	-----	300,124.78	-----	1,704,093.67
	2011-2015					569,753.10	-----	-----	313,619.50	256,133.60	-----
	Subtotal		017	0730	000	321,741,425.54	47,661,000.00	-----	30,927,242.34	256,133.60	338,219,049.60

Footnotes at End of Chapter

Appropriations, Outlays, and Balances - Continued

Appropriation or Fund Account Title	Account Symbol				Balances, Beginning of Fiscal Year	Appropriations and Other Obligational Authority ¹	Transfers Borrowings and Investment (Net) ²	Outlays (Net)	Balances Withdrawn and Other Transactions ³	Balances, End of Fiscal Year	
	Period of Availability	ATA	AID	MAIN							SUB
Family Housing Operation and Maintenance, Navy and Marine Corps Fund Resources:											
Undisbursed Funds	2020-2021		017	0735	000	-----	59,600,000.00	-----	8,852,873.03	-----	50,747,126.97
	2020					-----	317,870,000.00	2,900,000.00	177,592,568.41	-----	143,177,431.59
	2019					158,669,710.01	-----	-1,000,000.00	90,821,743.59	-----	66,847,966.42
	2018					79,166,760.90	-----	-----	25,149,227.64	-----	54,017,533.26
	2017					58,859,470.16	-----	-----	3,228,947.52	-----	55,630,522.64
	2016					25,337,515.79	-----	-----	1,770,673.08	-----	23,566,842.71
	2015					41,519,138.42	-----	-1,900,000.00	238,184.66	39,380,953.76	-----
	Subtotal		017	0735	000	363,552,595.28	377,470,000.00	-----	307,654,217.93	39,380,953.76	393,987,423.59
Total, Family Housing, Department of the Navy						685,294,020.82	425,131,000.00	-----	338,581,460.27	39,637,087.36	732,206,473.19
Department of the Air Force											
General Fund Accounts											
Family Housing Construction, Air Force Fund Resources:											
Undisbursed Funds	2020-2024		057	0740	000	-----	103,631,000.00	-----	345,272.74	-----	103,285,727.26
	2019-2023					97,912,000.00	-----	-----	70,169.27	-----	97,841,830.73
	2018-2022					104,972,258.01	-----	2,200,000.00	2,781,795.66	-----	104,390,462.35
	2017-2021					86,057,933.91	-----	2,450,000.00	2,156,953.87	-----	86,350,980.04
	2016-2020					202,013,005.85	-----	-50,058,517.00	27,772,967.84	-----	124,181,521.01
	2015-2019					5,727,080.72	-----	-----	-----	-----	5,727,080.72
	2014-2018					60,171,973.07	-----	-----	13,951,355.82	-----	46,220,617.25
	2013-2017					71,794,226.72	-----	-----	20,941,357.56	-----	50,852,869.16
	2012-2016					31,373,854.65	-----	1,000,000.00	2,912.61	-----	32,370,942.04
	2011-2015					3,802,648.64	-----	-2,367,000.00	32,328.87	1,403,319.77	-----
	Subtotal		057	0740	000	663,824,981.57	103,631,000.00	-46,775,517.00	68,055,114.24	1,403,319.77	651,222,030.56
Family Housing Operation and Maintenance, Air Force Fund Resources:											
Undisbursed Funds	2020-2021		057	0745	000	-----	31,200,000.00	-----	1,530,397.01	-----	29,669,602.99
	2020					-----	295,016,000.00	10,000,000.00	140,028,777.13	-----	164,987,222.87
	2019					193,222,926.11	-----	7,597,000.00	74,321,891.97	-----	126,498,034.14
	2018					125,885,134.92	-----	-----	41,889,250.93	-----	83,995,883.99
	2017					48,650,412.72	-----	-----	5,541,798.21	-----	43,108,614.51
	2016					79,662,956.96	-----	-11,000,000.00	12,208,141.12	-----	56,454,815.84
	2015					55,713,865.26	-----	-31,483,000.00	5,033,085.15	19,197,780.11	-----
	Subtotal		057	0745	000	503,135,295.97	326,216,000.00	-24,886,000.00	280,553,341.52	19,197,780.11	504,714,174.34
Total, Family Housing, Department of the Air Force						1,166,960,277.54	429,847,000.00	-71,661,517.00	348,608,455.76	20,601,099.88	1,155,936,204.90
Defense Agencies											
General Fund Accounts											
Family Housing Operation and Maintenance, Defense-Wide Fund Resources:											
Undisbursed Funds	2020		097	0765	000	-----	57,000,000.00	-----	50,741,134.66	-----	6,258,865.34
	2019					9,127,314.26	-----	-----	4,121,218.25	-----	5,006,096.01

Footnotes at End of Chapter

Appropriations, Outlays, and Balances - Continued

Appropriation or Fund Account Title	Account Symbol				Balances, Beginning of Fiscal Year	Appropriations and Other Obligational Authority ¹	Transfers Borrowings and Investment (Net) ²	Outlays (Net)	Balances Withdrawn and Other Transactions ³	Balances, End of Fiscal Year
	Period of Availability	ATA	AID	MAIN SUB						
	2018				4,471,977.86	-----	-----	8,727.84	-----	4,463,250.02
	2017				3,132,142.74	-----	-----	-4,794.85	-----	3,136,937.59
	2016				3,719,744.48	-----	-----	-12.49	-----	3,719,756.97
	2015				5,325,061.03	-----	-----	54,373.77	5,270,687.26	-----
	Subtotal		097	0765 000	25,776,240.37	57,000,000.00	-----	54,920,647.18	5,270,687.26	22,584,905.93
Department of Defense Family Housing Improvement Fund, Defense Fund Resources:										
Undisbursed Funds	No Year		097	0834 000	74,179,605.80	36,294,581.89	56,058,517.00	92,437,081.08	-----	74,095,623.61
Department of Defense Military Unaccompanied Housing Improvement Fund, Defense Fund Resources:										
Undisbursed Funds	No Year		097	0836 000	609,280.56	500,000.00	-----	60.56	-----	1,109,220.00
Public Enterprise Funds										
Homeowners Assistance Fund, Defense Fund Resources:										
Undisbursed Funds	No Year		097	4090 000	69,388,891.14	-----	-----	355,292.88	-----	69,033,598.26
Homeowners Assistance Fund - Recovery Act, Defense Fund Resources:										
Undisbursed Funds	No Year		097	4091 000	805,813.60	-----	-----	-1,247.17	-----	807,060.77
Total, Family Housing, Defense Agencies					170,759,831.47	93,794,581.89	56,058,517.00	147,711,834.53	5,270,687.26	167,630,408.57
Total, Family Housing					3,135,701,637.53	1,498,051,581.89	-15,603,000.00	1,291,392,374.86	115,673,236.82	3,211,084,607.74
Revolving and Management Funds										
Department of the Army										
Intragovernmental Funds										
Defense Working Capital Fund, Army Fund Resources:										
Undisbursed Funds	No Year		097	4930 001	1,894,593,950.80	489,743,000.00	350,059,000.00	1,432,349,638.96	-----	1,302,046,311.84
Unfunded Contract Authority					4,529,015,530.95	³³ 9,629,205,505.15	-----	-----	7,985,608,514.14	6,172,612,521.96
	Subtotal		097	4930 001	6,423,609,481.75	10,118,948,505.15	350,059,000.00	1,432,349,638.96	7,985,608,514.14	7,474,658,833.80
Total, Revolving and Management Funds, Department of the Army					6,423,609,481.75	10,118,948,505.15	350,059,000.00	1,432,349,638.96	7,985,608,514.14	7,474,658,833.80
Department of the Navy										
Intragovernmental Funds										
National Defense Sealift Fund, Navy Fund Resources:										
Undisbursed Funds	No Year		017	4557 000	100,445,905.38	364,269,000.00	-----	372,347,465.82	-----	92,367,439.56
Defense Working Capital Fund, Navy Fund Resources:										
Undisbursed Funds	No Year		097	4930 002	1,495,023,422.71	708,500,000.00	731,000,000.00	758,001,841.76	-----	2,176,521,580.95
Unfunded Contract Authority					6,802,080,558.20	³⁴ 10,997,061,328.82	-----	-----	9,703,004,769.60	8,096,137,117.42
	Subtotal		097	4930 002	8,297,103,980.91	11,705,561,328.82	731,000,000.00	758,001,841.76	9,703,004,769.60	10,272,658,698.37
Total, Revolving and Management Funds, Department of the Navy					8,397,549,886.29	12,069,830,328.82	731,000,000.00	1,130,349,307.58	9,703,004,769.60	10,365,026,137.93
Department of the Air Force										

Footnotes at End of Chapter

Appropriations, Outlays, and Balances - Continued

Appropriation or Fund Account Title	Account Symbol				Balances, Beginning of Fiscal Year	Appropriations and Other Obligational Authority ¹	Transfers Borrowings and Investment (Net) ²	Outlays (Net)	Balances Withdrawn and Other Transactions ³	Balances, End of Fiscal Year	
	Period of Availability	ATA	AID	MAIN							SUB
Intragovernmental Funds											
Defense Working Capital Fund, Air Force Fund Resources:											
Undisbursed Funds	No Year		097	4930	003	948,655,182.10	697,799,000.00	153,000,000.00	391,542,846.24	-----	1,407,911,335.86
Unfunded Contract Authority						5,424,295,437.34	³⁵ 9,001,367,598.01	-----	-----	9,734,388,871.37	4,691,274,163.98
Subtotal	Subtotal		097	4930	003	6,372,950,619.44	9,699,166,598.01	153,000,000.00	391,542,846.24	9,734,388,871.37	6,099,185,499.84
Total, Revolving and Management Funds, Department of the Air Force						6,372,950,619.44	9,699,166,598.01	153,000,000.00	391,542,846.24	9,734,388,871.37	6,099,185,499.84
Defense Agencies											
Intragovernmental Funds											
National Defense Stockpile Transaction Fund, Defense Fund Resources:											
Undisbursed Funds	No Year		097	4555	000	287,317,899.85	-----	-----	10,624,992.05	-----	276,692,907.80
Defense Working Capital Fund, Defense Commissary Agency Fund Resources:											
Undisbursed Funds	No Year		097	4930	004	679,112,404.59	1,029,697,000.00	-----	1,174,233,156.31	-----	534,576,248.28
Unfunded Contract Authority						225,276,384.49	³⁴ 4,309,599,130.75	-----	-----	4,437,896,645.87	96,978,869.37
Subtotal	Subtotal		097	4930	004	904,388,789.08	5,339,296,130.75	-----	1,174,233,156.31	4,437,896,645.87	631,555,117.65
Defense Working Capital Fund, Defense Agencies Fund Resources:											
Undisbursed Funds	No Year		097	4930	005	2,091,726,886.03	579,285,000.00	-245,767,000.00	-1,944,512,130.79	-----	4,369,757,016.82
Unfunded Contract Authority						13,975,607,467.47	³⁴ 46,477,653,525.99	-----	-----	51,137,028,616.68	9,316,232,376.78
Subtotal	Subtotal		097	4930	005	16,067,334,353.50	47,056,938,525.99	-245,767,000.00	-1,944,512,130.79	51,137,028,616.68	13,685,989,393.60
Building Maintenance Fund, Defense Fund Resources:											
Undisbursed Funds	No Year		097	4931	000	39,799,284.33	-----	-----	26,781,031.13	-----	13,018,253.20
Defense Counterintelligence and Security Agency Working Capital Fund, Defense Fund Resources:											
Undisbursed Funds	No Year		097	4932	000	-----	200,000,000.00	1,255,873,487.65	-84,069,307.42	-----	1,539,942,795.07
Pentagon Reservation Maintenance Revolving Fund, Defense Fund Resources:											
Undisbursed Funds	No Year		097	4950	000	372,186,306.54	-----	-----	117,058,636.62	-----	255,127,669.92
Total, Revolving and Management Funds, Defense Agencies						17,671,026,633.30	52,596,234,656.74	1,010,106,487.65	-699,883,622.10	55,574,925,262.55	16,402,326,137.24
Total, Revolving and Management Funds						38,865,136,620.78	84,484,180,088.72	2,244,165,487.65	2,254,358,170.68	82,997,927,417.66	40,341,196,608.81
Allowances											
Defense Agencies											
Management Funds											
Consolidated Reporting for DOD Closed Accounts, Defense Fund Resources:											
Undisbursed Funds	No Year		097	3999	000	-----	46,720,339.90	-----	46,720,339.90	-----	-----
Total, Allowances, Defense Agencies						-----	46,720,339.90	-----	46,720,339.90	-----	-----
Total, Allowances						-----	46,720,339.90	-----	46,720,339.90	-----	-----

Footnotes at End of Chapter

Appropriations, Outlays, and Balances - Continued

Appropriation or Fund Account Title	Account Symbol				Balances, Beginning of Fiscal Year	Appropriations and Other Obligational Authority ¹	Transfers Borrowings and Investment (Net) ²	Outlays (Net)	Balances Withdrawn and Other Transactions ³	Balances, End of Fiscal Year
	Period of Availability	ATA	AID	MAIN SUB						
Trust Funds										
Department of the Army										
Trust Fund Accounts										
Bequest of Major General Fred C. Ainsworth, Library, Walter Reed General Hospital, Army Fund Resources:										
Undisbursed Funds	No Year		021	8063	000	23,684.25	-----	-----	-----	23,684.25
Department of the Army General Gift Fund, Army Fund Resources:										
Undisbursed Funds	No Year		021	8927	000	39,116,858.61	6,376,173.85	766,265.36	11,414,817.00	34,844,480.82
Unrealized Discount on Investments						-9,756.64	-----	9,319.72	-----	-436.92
Investments in US Treasury Securities						1,134,294.96	-----	-775,585.08	-----	358,709.88
Subtotal			021	8927	000	40,241,396.93	6,376,173.85	-----	11,414,817.00	35,202,753.78
Total, Trust Funds, Department of the Army						40,265,081.18	6,376,173.85	-----	11,414,817.00	35,226,438.03
Department of the Navy										
Trust Fund Accounts										
Department of the Navy General Gift Fund, Navy Fund Resources:										
Undisbursed Funds	No Year		017	8716	000	13,517,024.45	1,227,262.78	-49,774.21	1,366,720.00	13,327,793.02
Investments in US Treasury Securities						-----	-----	49,774.21	-----	49,774.21
Subtotal			017	8716	000	13,517,024.45	1,227,262.78	-----	1,366,720.00	13,377,567.23
Ships' Stores Profits, Navy Fund Resources:										
Undisbursed Funds	No Year		017	8723	000	3,518,125.28	8,527,840.34	-----	8,835,858.92	3,210,106.70
United States Naval Academy General Gift Fund Fund Resources:										
Undisbursed Funds	No Year		017	8733	000	31,718,644.58	19,485,691.05	406,250.00	15,519,624.85	36,090,960.78
Investments in US Treasury Securities						5,399,650.00	-----	-406,250.00	-----	4,993,400.00
Subtotal			017	8733	000	37,118,294.58	19,485,691.05	-----	15,519,624.85	41,084,360.78
Total, Trust Funds, Department of the Navy						54,153,444.31	29,240,794.17	-----	25,722,203.77	57,672,034.71
Department of the Air Force										
Trust Fund Accounts										
Air Force Cadet Fund, Air Force Fund Resources:										
Undisbursed Funds	No Year		057	8418	000	431,940.04	-----	-----	-----	431,940.04
Department of the Air Force General Gift Fund, Air Force Fund Resources:										
Undisbursed Funds	No Year		057	8928	000	19,524,430.42	18,310,813.16	-196.19	2,576,542.65	35,258,504.74
Unrealized Discount on Investments						-62.10	-----	53.08	-----	-9.02
Investments in US Treasury Securities						6,736.19	-----	143.11	-----	6,879.30
Subtotal			057	8928	000	19,531,104.51	18,310,813.16	-----	2,576,542.65	35,265,375.02
Total, Trust Funds, Department of the Air Force						19,963,044.55	18,310,813.16	-----	2,576,542.65	35,697,315.06

Footnotes at End of Chapter

Appropriations, Outlays, and Balances - Continued

Appropriation or Fund Account Title	Account Symbol				Balances, Beginning of Fiscal Year	Appropriations and Other Obligational Authority ¹	Transfers Borrowings and Investment (Net) ²	Outlays (Net)	Balances Withdrawn and Other Transactions ³	Balances, End of Fiscal Year	
	Period of Availability	ATA	AID	MAIN							SUB
Defense Agencies											
Trust Fund Accounts											
Department of Defense General Gift Fund, Defense Fund Resources:											
Undisbursed Funds	No Year		097	8163	000	6,760,651.33	1,103,424.86	-----	163,277.71	-----	7,700,798.48
Surcharge Collections, Sales of Commissary Stores, Defense Commissary Agency, Defense Fund Resources:											
Undisbursed Funds	No Year		097	8164	000	402,291,490.83	-----	-----	56,884,583.55	-----	345,406,907.28
Foreign National Employees Separation Pay Account, Defense Fund Resources:											
Undisbursed Funds	No Year		097	8165	000	658,900,255.60	2,015,775.19	-----	3,197,709.56	-----	657,718,321.23
National Security Education Trust Fund, Defense Fund Resources:											
Undisbursed Funds	No Year		097	8168	000	155,633.84	14,777.93	-39,102.13	-24,855.41	-----	156,165.05
Investments in US Treasury Securities						1,755,120.95	-----	39,102.13	-----	-----	1,794,223.08
			097	8168	000	1,910,754.79	14,777.93	-----	-24,855.41	-----	1,950,388.13
Voluntary Separation Incentive Fund, Defense Fund Resources:											
Undisbursed Funds	No Year		097	8335	000	8,139,337.05	28,633,356.40	14,201,499.93	46,989,407.10	-----	3,984,786.28
Unrealized Discount on Investments						-696,934.35	-----	-----	-----	-----	-696,934.35
Investments in US Treasury Securities						88,998,069.98	-----	-14,201,499.93	-----	-----	74,796,570.05
			097	8335	000	96,440,472.68	28,633,356.40	-----	46,989,407.10	-----	78,084,421.98
Host Nation Support for U.S. Relocation Activities, Defense Fund Resources:											
Undisbursed Funds	No Year		097	8337	000	49,870,878.15	146,606,786.57	-33,234,880.72	109,957,816.45	-----	53,284,967.55
Investments in US Treasury Securities						129,134,551.24	-----	33,234,880.72	-----	-----	162,369,431.96
			097	8337	000	179,005,429.39	146,606,786.57	-----	109,957,816.45	-----	215,654,399.51
Support for U.S. Relocation to Guam Activities, Defense Fund Resources:											
Undisbursed Funds	No Year		097	8358	000	343,628,577.37	388,710,516.19	-29,941,028.01	196,061,898.99	-----	506,336,166.56
Unrealized Discount on Investments						-24,465,451.75	-----	2,150,729.60	-----	-----	-22,314,722.15
Investments in US Treasury Securities						1,597,544,312.23	-----	27,790,298.41	-----	-----	1,625,334,610.64
			097	8358	000	1,916,707,437.85	388,710,516.19	-----	196,061,898.99	-----	2,109,356,055.05
Total, Trust Funds, Defense Agencies						3,262,016,492.47	567,084,637.14	-----	413,229,837.95	-----	3,415,871,291.66
Total, Trust Funds						3,376,398,062.51	621,012,418.32	-----	452,943,401.37	-----	3,544,467,079.46
Deductions for Offsetting Receipts											
Proprietary Receipts from the Public						-----	-1,487,651,416.91	-----	-1,487,651,416.91	-----	-----
Intrabudgetary Receipts Deducted by Agency						-----	-229,028,236.94	-----	-229,028,236.94	-----	-----
Offsetting Governmental Receipts						-----	-3,823,535.66	-----	-3,823,535.66	-----	-----
Total, Offsetting Receipts						-----	-1,720,503,189.51	-----	-1,720,503,189.51	-----	-----
Total, Department of Defense--Military Programs						597,632,973,037.38	812,719,047,378.78	1,248,753,824.32	690,419,186,524.85	95,786,738,780.32	625,394,848,935.31

Footnotes at End of Chapter

Appropriations, Outlays, and Balances - Continued

Appropriation or Fund Account Title	Account Symbol				Balances, Beginning of Fiscal Year	Appropriations and Other Obligational Authority ¹	Transfers Borrowings and Investment (Net) ²	Outlays (Net)	Balances Withdrawn and Other Transactions ³	Balances, End of Fiscal Year	
	Period of Availability	ATA	AID	MAIN							SUB
Memorandum											
Financing Accounts											
Public Enterprise Funds											
Department of Defense Family Housing Improvement Fund, Direct Loan, Financing Account, Defense Fund Resources:											
Undisbursed Funds	No Year		097	4166	000	-----	-----	-51,203,126.81	-54,820,916.66	9 3,617,789.84	0.01
Authority to Borrow from the Treasury						79,906,379.56	69,904,099.67	-69,904,099.67	-----	-----	79,906,379.56
Subtotal			097	4166	000	79,906,379.56	69,904,099.67	-121,107,226.48	-54,820,916.66	3,617,789.84	79,906,379.57
Department of Defense Family Housing Improvement Fund, Guaranteed Loan, Financing Account, Defense Fund Resources:											
Undisbursed Funds	No Year		097	4167	000	59,932,943.80	-----	-----	7,894,398.33	-----	52,038,545.47
Total, Financing Accounts						139,839,323.36	69,904,099.67	-121,107,226.48	-46,926,518.33	3,617,789.84	131,944,925.04

Footnotes at End of Chapter

Appropriations, Outlays, and Balances - Continued

Footnotes

- 1 The amounts in this column, unless otherwise footnoted, represent appropriations, increases and rescissions in borrowing authority or new contract authority. Appropriation accounts with appropriation transfer activity are presented in Table 1 (Appropriations and Appropriation Transfers) at the end of this chapter.
- 2 The amounts in this column, unless otherwise footnoted, represent transfers - other than appropriation transfers, borrowings (gross), investments (net), unrealized discounts or funds held outside the Treasury.
- 3 The amounts in this column, unless otherwise footnoted, represent obligated balances canceled for fiscal year 2015 pursuant to 31 U.S.C. 1553 and adjustments to borrowing and contract authority.
- 4 Includes \$1,036,527.57 which represents payment for obligations of a closed account.
- 5 Includes \$2,717.77 which represents payment for obligations of a closed account.
- 6 Includes \$88,232.41 which represents payment for obligations of a closed account.
- 7 Includes \$18,970.46 which represents payment for obligations of a closed account.
- 8 Includes \$251,251.67 which represents payment for obligations of a closed account.
- 9 Represents capital transfer to miscellaneous receipts.
- 10 Includes \$9,541,406.08 which represents payment for obligations of a closed account.
- 11 Includes \$25,138.26 which represents payment for obligations of a closed account.
- 12 Includes \$256,398.42 which represents payment for obligations of a closed account.
- 13 The opening balance(s) of the following account(s) have been adjusted during the current fiscal year and do not agree with last year's closing balance(s):

<u>Account Symbol: (ATA, AID, POA, MAIN, SUB)</u>	<u>Adjustment</u>
097 2019 0100 000 - Undi sbursed Funds	-\$20, 823. 59
097 2018 0100 000 - Undi sbursed Funds	-\$1, 444, 485. 62
097 2019-2022 5751 000 - Undi sbursed Funds	\$822, 366. 50
097 2018-2020 2093 000 - Undi sbursed Funds	\$2, 039, 103. 07
097 2018-2019 0400 000 - Undi sbursed Funds	-\$594, 617. 45

- 14 Subject to disposition by the administrative agency.
- 15 Includes \$463.07 which represents payment for obligations of a closed account.
- 16 Includes \$9,497.54 which represents payment for obligations of a closed account.
- 17 Includes \$3,115.34 which represents payment for obligations of a closed account.
- 18 Includes \$3,585,246.23 which represents payment for obligations of a closed account.
- 19 Includes \$2,367,174.49 which represents payment for obligations of a closed account.
- 20 Includes \$18,796.00 which represents payment for obligations of a closed account.
- 21 Includes \$40,832.39 which represents payment for obligations of a closed account.
- 22 Includes \$593.96 which represents payment for obligations of a closed account.
- 23 Includes \$37,956.00 which represents payment for obligations of a closed account.
- 24 Pursuant to Public Law # 105-262, 112 Stat. 2320 Sec. 8100, the balance for this account has been extended beyond the normal period of availability to liquidate obligations.
- 25 Pursuant to Public Law # 104-208, 110 Stat. 3009-112 Sec. 8112, the balance for this account has been extended beyond the normal period of availability to liquidate obligations.
- 26 Includes \$13,959.85 which represents payment for obligations of a closed account.
- 27 Includes \$19,584.52 which represents payment for obligations of a closed account.
- 28 Includes \$43,216.19 which represents payment for obligations of a closed account.

Footnotes

- 29 Includes \$627,850.45 which represents payment for obligations of a closed account.
- 30 Includes \$432,937.41 which represents payment for obligations of a closed account.
- 31 Includes \$80,755.00 which represents payment for obligations of a closed account.
- 32 Includes \$47,794.70 which represents payment for obligations of a closed account.
- 33 Represents \$9,771,251,505.15 and \$142,046,000.00, which are new contract authority and appropriations to liquidate, respectively.
- 34 Represents new contract authority.
- 35 Represents \$9,154,838,893.01 and \$153,471,295.00, which are new contract authority and appropriations to liquidate, respectively.

Appropriations, Outlays, and Balances - Continued

Footnotes

Table 1 - Appropriations and Appropriation Transfers - Department of Defense--Military Programs

AID	ATA	Period of Availability	MAIN	Net Appropriations and Appropriation Transfers	Appropriation Amount	Net Appropriation Transfers	AID Involved	ATA Involved	Period of Availability Involved	MAIN Involved	Amount From or To (-)
017		X	0810	0.00	385,000,000.00	-385,000,000.00	017		20	1804	-375,000,000.00
							017		2022	1810	-10,000,000.00
017		20	1105	14,047,596,000.00	14,202,879,000.00	-155,283,000.00	017		20	1804	-161,108,000.00
							021		20	2060	5,376,000.00
							097		20	0105	2,064,000.00
							097		2022	0300	-1,615,000.00
017		X	1106	2,700,000.00	0.00	2,700,000.00	011		X	5512	2,700,000.00
017		20	1106	9,667,916,000.00	9,462,259,000.00	205,657,000.00	017		20	1108	47,800,000.00
							017		20	1405	64,300,000.00
							017		2022	1810	-16,102,000.00
							057		20	3850	90,477,000.00
							097		20	0100	1,975,000.00
							097		20	0105	7,207,000.00
							097		20	0130	10,000,000.00
017		20	1107	297,928,000.00	297,783,000.00	145,000.00	097		20	0105	145,000.00
017		20	1108	767,410,000.00	837,203,000.00	-69,793,000.00	017		20	1106	-47,800,000.00
							017		2021	1319	-2,200,000.00
							017		20	1804	-17,702,000.00
							017		2022	1810	-3,298,000.00
							021		20	2060	224,000.00
							097		20	0100	983,000.00
017		X	1109	14,618,000.00	0.00	14,618,000.00	011		X	5512	14,618,000.00
017		2022	1109	2,986,734,000.00	2,992,334,000.00	-5,600,000.00	017		2022	1810	-5,600,000.00
017		2024	1205	6,421,981,000.00	6,430,731,000.00	-8,750,000.00	017	069	2024	1205	-8,750,000.00
017		X	1319	132,632,075.00	0.00	132,632,075.00	011		X	5512	132,632,075.00
017		2021	1319	20,455,595,000.00	20,449,969,000.00	5,626,000.00	017		20	1108	2,200,000.00
							017		2022	1508	6,344,000.00
							017		20	1804	-98,000.00
							097		2022	0300	-2,820,000.00
017		20	1405	2,010,235,000.00	2,127,367,000.00	-117,132,000.00	017		20	1106	-64,300,000.00
							017		20	1804	-59,700,000.00
							097		20	0100	2,316,000.00
							097		20	0105	4,552,000.00

Appropriations, Outlays, and Balances - Continued

Footnotes

Table 1 - Appropriations and Appropriation Transfers - Department of Defense--Military Programs

AID	ATA	Period of Availability	MAIN	Net Appropriations and Appropriation Transfers	Appropriation Amount	Net Appropriation Transfers	AID Involved	ATA Involved	Period of Availability Involved	MAIN Involved	Amount From or To (-)
017		20	1453	31,887,823,000.00	32,066,823,000.00	-179,000,000.00	017		20	1804	-170,125,000.00
							021		20	2060	3,000,000.00
							097		20	0100	-11,875,000.00
017		X	1506	57,789,721.00	0.00	57,789,721.00	011		X	5512	57,789,721.00
017		1820	1506	-110,881,000.00	-114,781,000.00	3,900,000.00	097		20	0100	3,900,000.00
017		2022	1506	19,102,666,000.00	19,700,666,000.00	-598,000,000.00	017		20	1804	-40,000,000.00
							097		20	0105	-558,000,000.00
017		2022	1508	1,040,215,000.00	1,048,215,000.00	-8,000,000.00	017		2021	1319	-6,344,000.00
							021		2021	2040	-1,656,000.00
017		2024	1611	21,138,751,000.00	23,870,678,000.00	-2,731,927,000.00	017		2024	1612	-1,820,927,000.00
							097		20	0105	-911,000,000.00
017		2024	1612	1,820,927,000.00	0.00	1,820,927,000.00	017		2024	1611	1,820,927,000.00
017		X	1804	368,724,564.00	352,044,000.00	16,680,564.00	011		X	5512	16,680,564.00
017		20	1804	58,039,252,000.00	56,830,153,000.00	1,209,099,000.00	017		X	0810	375,000,000.00
							017		20	1105	161,108,000.00
							017		20	1108	17,702,000.00
							017		2021	1319	98,000.00
							017		20	1405	59,700,000.00
							017		20	1453	170,125,000.00
							017		2022	1506	40,000,000.00
							017		2022	1810	-400,000.00
							017		X	4557	-364,269,000.00
							021		20	2060	51,419,000.00
							021		20	2065	107,533,000.00
							021		20	2080	12,000,000.00
							057		20	3850	16,129,000.00
							097		20	0100	80,559,000.00
							097		20	0105	137,191,000.00
							097		20	0130	343,204,000.00
							097		2022	0300	2,000,000.00
017		20	1806	1,132,209,000.00	1,125,652,000.00	6,557,000.00	057		20	3850	6,300,000.00
							097		20	0105	257,000.00
017		X	1810	37,274,001.00	0.00	37,274,001.00	011		X	5512	37,274,001.00

Appropriations, Outlays, and Balances - Continued

Footnotes

Table 1 - Appropriations and Appropriation Transfers - Department of Defense--Military Programs

AID	ATA	Period of Availability	MAIN	Net Appropriations and Appropriation Transfers	Appropriation Amount	Net Appropriation Transfers	AID Involved	ATA Involved	Period of Availability Involved	MAIN Involved	Amount From or To (-)
017		2022	1810	10,590,950,000.00	10,501,522,000.00	89,428,000.00	017		X	0810	10,000,000.00
							017		20	1106	16,102,000.00
							017		20	1108	3,298,000.00
							017		2022	1109	5,600,000.00
							017		20	1804	400,000.00
							097		20	0105	43,228,000.00
							097		20	0130	10,800,000.00
017		X	4557	364,269,000.00	0.00	364,269,000.00	017		20	1804	364,269,000.00
017		X	5630	2,700,000.00	0.00	2,700,000.00	097		20	0100	2,700,000.00
021		X	0810	0.00	251,700,000.00	-251,700,000.00	021		20	2020	-251,700,000.00
021		20	2010	45,724,027,000.00	45,490,104,000.00	233,923,000.00	021		20	2020	75,285,000.00
							021		2022	2032	32,200,000.00
							021		20	2060	101,438,000.00
							021		20	2070	25,000,000.00
021		X	2020	143,564,000.00	138,103,000.00	5,461,000.00	011		X	5512	5,461,000.00
021		20	2020	65,128,071,000.00	59,655,318,000.00	5,472,753,000.00	021		X	0810	251,700,000.00
							021		20	2010	-75,285,000.00
							021		2022	2032	39,612,000.00
							021		2022	2033	44,691,000.00
							021		20	2060	439,692,000.00
							021		20	2065	14,599,000.00
							021		20	2070	60,800,000.00
							097		20	0100	146,067,000.00
							097		20	0105	4,065,932,000.00
							097		20	0130	221,573,000.00
							097		2021	0400	-11,628,000.00
							097		X	0811	275,000,000.00
021		X	2031	145,129,000.00	0.00	145,129,000.00	011		X	5512	145,129,000.00
021		2022	2032	4,342,797,000.00	4,419,262,000.00	-76,465,000.00	021		20	2010	-32,200,000.00
							021		20	2020	-39,612,000.00
							021		2021	2040	-2,800,000.00
							097		2022	0300	-1,853,000.00
021		2022	2033	4,917,509,000.00	5,009,903,000.00	-92,394,000.00	021		20	2020	-44,691,000.00

Appropriations, Outlays, and Balances - Continued

Footnotes

Table 1 - Appropriations and Appropriation Transfers - Department of Defense--Military Programs

AID	ATA	Period of Availability	MAIN	Net Appropriations and Appropriation Transfers	Appropriation Amount	Net Appropriation Transfers	AID Involved	ATA Involved	Period of Availability Involved	MAIN Involved	Amount From or To (-)
021		X	2035	24,850,687.00	0.00	24,850,687.00	021		2021	2040	-47,703,000.00
021		1820	2035	-4,055,000.00	-5,685,000.00	1,630,000.00	011		X	5512	24,850,687.00
021		2022	2035	8,527,549,000.00	8,662,028,000.00	-134,479,000.00	097		20	0100	1,630,000.00
							021		20	2060	32,463,000.00
							097		20	0100	8,800,000.00
							097		20	0105	-195,937,000.00
							097		20	0130	20,195,000.00
021		X	2040	9,137,040.00	0.00	9,137,040.00	011		X	5512	9,137,040.00
021		2021	2040	12,832,390,000.00	12,690,739,000.00	141,651,000.00	017		2022	1508	1,656,000.00
							021		2022	2032	2,800,000.00
							021		2022	2033	47,703,000.00
							021		20	2060	65,292,000.00
							021		20	2070	11,000,000.00
							057		2021	3600	12,700,000.00
021		20	2060	9,076,930,000.00	9,653,555,000.00	-576,625,000.00	097		20	0105	500,000.00
							017		20	1105	-5,376,000.00
							017		20	1108	-224,000.00
							017		20	1453	-3,000,000.00
							017		20	1804	-51,419,000.00
							021		20	2010	-101,438,000.00
							021		20	2020	-439,692,000.00
							021		2022	2035	-32,463,000.00
							021		2021	2040	-65,292,000.00
							097		20	0100	11,449,000.00
							097		20	0105	184,430,000.00
021		20	2065	7,674,148,000.00	7,777,634,000.00	-103,486,000.00	097		X	4930	-73,600,000.00
							017		20	1804	-107,533,000.00
							021		20	2020	-14,599,000.00
							097		20	0100	57,000.00
							097		20	0105	18,589,000.00
021		20	2070	4,787,411,000.00	4,956,899,000.00	-169,488,000.00	021		20	2010	-25,000,000.00
							021		20	2020	-60,800,000.00
							021		2021	2040	-11,000,000.00

Appropriations, Outlays, and Balances - Continued

Footnotes

Table 1 - Appropriations and Appropriation Transfers - Department of Defense--Military Programs

AID	ATA	Period of Availability	MAIN	Net Appropriations and Appropriation Transfers	Appropriation Amount	Net Appropriation Transfers	AID Involved	ATA Involved	Period of Availability Involved	MAIN Involved	Amount From or To (-)							
021		20	2080	3,039,673,000.00	3,070,086,000.00	-30,413,000.00	097		20	0100	2,950,000.00							
							097		20	0105	3,562,000.00							
							097		X	4930	-79,200,000.00							
							017		20	1804	-12,000,000.00							
							097		20	0105	2,476,000.00							
057		X	0810	0.00	485,000,000.00	-485,000,000.00	057		20	3400	-485,000,000.00							
							057		1820	3010	-167,071,000.00	-193,275,000.00	26,204,000.00	097	20	0100	26,204,000.00	
057		2022	3010	17,550,880,000.00	18,568,119,000.00	-1,017,239,000.00	057		20	3400	-77,046,000.00							
057		2022	3011	2,535,419,000.00	2,560,419,000.00	-25,000,000.00	057		20	3500	-79,193,000.00							
							097		20	0105	-861,000,000.00							
							057		X	3080	3,437,583.00	0.00	3,437,583.00	011	X	5512	3,437,583.00	
							057		2022	3080	25,197,449,000.00	25,236,796,000.00	-39,347,000.00	057		20	3400	-32,623,000.00
							057							057		20	3500	-6,807,000.00
057		X	3400	15,331,024.00	0.00	15,331,024.00	097		20	0100	83,000.00							
							011		X	5512	15,331,024.00							
057		20	3400	54,958,442,000.00	53,342,744,000.00	1,615,698,000.00	057		X	0810	485,000,000.00							
							057		2022	3010	77,046,000.00							
							057		2022	3011	25,000,000.00							
							057		2022	3080	32,623,000.00							
							057		20	3840	24,600,000.00							
							057		20	3850	217,880,000.00							
							057		069	20	3400	-23,241,000.00						
							097		20	0100	380,571,000.00							
							097		20	0105	187,589,000.00							
							097		20	0130	208,630,000.00							
057		20	3500	32,483,883,000.00	32,246,743,000.00	237,140,000.00	057		2022	3010	79,193,000.00							
							057		2022	3080	6,807,000.00							
							057		20	3740	45,000,000.00							
							057		20	3840	12,187,000.00							
							057		20	3850	93,953,000.00							
057		X	3600	60,657,547.00	0.00	60,657,547.00	011	X	5512	60,657,547.00								

Appropriations, Outlays, and Balances - Continued

Footnotes

Table 1 - Appropriations and Appropriation Transfers - Department of Defense--Military Programs

AID	ATA	Period of Availability	MAIN	Net Appropriations and Appropriation Transfers	Appropriation Amount	Net Appropriation Transfers	AID Involved	ATA Involved	Period of Availability Involved	MAIN Involved	Amount From or To (-)
057		2021	3600	45,742,508,000.00	45,695,203,000.00	47,305,000.00	021		2021	2040	-12,700,000.00
							097		20	0100	60,005,000.00
057		20	3700	2,053,253,000.00	2,030,618,000.00	22,635,000.00	097		20	0100	19,253,000.00
							097		20	0105	3,382,000.00
057		20	3740	3,233,260,000.00	3,257,076,000.00	-23,816,000.00	057		20	3500	-45,000,000.00
							097		20	0100	8,000,000.00
							097		20	0105	1,525,000.00
							097		20	0130	11,659,000.00
057		20	3840	6,851,749,000.00	6,907,955,000.00	-56,206,000.00	057		20	3400	-24,600,000.00
							057		20	3500	-12,187,000.00
							097		20	0100	575,000.00
							097		20	0105	2,019,000.00
057		20	3850	4,184,595,000.00	4,548,400,000.00	-363,805,000.00	097		X	4930	-22,013,000.00
							017		20	1106	-90,477,000.00
							017		20	1804	-16,129,000.00
							017		20	1806	-6,300,000.00
							057		20	3400	-217,880,000.00
							057		20	3500	-93,953,000.00
							097		20	0100	4,298,000.00
							097		20	0105	56,636,000.00
017	069	2024	1205	8,750,000.00	0.00	8,750,000.00	017		2024	1205	8,750,000.00
057	069	20	3400	23,241,000.00	0.00	23,241,000.00	057		20	3400	23,241,000.00
097		X	0100	349,602,145.00	332,732,000.00	16,870,145.00	011		X	5512	11,870,145.00
							467		20	0401	8,000,000.00
097		20	0100	44,418,121,000.00	46,233,566,000.00	-1,815,445,000.00	097		2021	0100	-3,000,000.00
							017		20	1106	-1,975,000.00
							017		20	1108	-983,000.00
							017		20	1405	-2,316,000.00
							017		20	1453	11,875,000.00
							017		1820	1506	-3,900,000.00
							017		20	1804	-80,559,000.00
							017		X	5630	-2,700,000.00
							021		20	2020	-146,067,000.00

Appropriations, Outlays, and Balances - Continued

Footnotes

Table 1 - Appropriations and Appropriation Transfers - Department of Defense--Military Programs

AID	ATA	Period of Availability	MAIN	Net Appropriations and Appropriation Transfers	Appropriation Amount	Net Appropriation Transfers	AID Involved	ATA Involved	Period of Availability Involved	MAIN Involved	Amount From or To (-)
							021		1820	2035	-1,630,000.00
							021		2022	2035	-8,800,000.00
							021		20	2060	-11,449,000.00
							021		20	2065	-57,000.00
							021		20	2070	-2,950,000.00
							057		1820	3010	-26,204,000.00
							057		2022	3080	-83,000.00
							057		20	3400	-380,571,000.00
							057		2021	3600	-60,005,000.00
							057		20	3700	-19,253,000.00
							057		20	3740	-8,000,000.00
							057		20	3840	-575,000.00
							057		20	3850	-4,298,000.00
							075		20	0944	-10,000,000.00
							467		20	0401	8,000,000.00
							097		2021	0100	-1,149,178,000.00
							097		20	0105	73,512,000.00
							097		20	0130	74,107,000.00
							097		1820	0300	-44,863,000.00
							097		2022	0300	20,574,000.00
							097		20	0390	8,255,000.00
							097		2021	0400	-48,894,000.00
							097		X	0810	6,342,000.00
							097		X	4930	-2,800,000.00
097		2021	0100	1,312,946,000.00	160,768,000.00	1,152,178,000.00	097		X	0100	3,000,000.00
							097		20	0100	1,149,178,000.00
097		20	0105	0.00	1,046,159,000.00	-1,046,159,000.00	017		20	1105	-2,064,000.00
							017		20	1106	-7,207,000.00
							017		20	1107	-145,000.00
							017		20	1405	-4,552,000.00
							017		2022	1506	558,000,000.00
							017		2024	1611	911,000,000.00
							017		20	1804	-137,191,000.00

Appropriations, Outlays, and Balances - Continued

Footnotes

Table 1 - Appropriations and Appropriation Transfers - Department of Defense--Military Programs

AID	ATA	Period of Availability	MAIN	Net Appropriations and Appropriation Transfers	Appropriation Amount	Net Appropriation Transfers	AID Involved	ATA Involved	Period of Availability Involved	MAIN Involved	Amount From or To (-)
							017		20	1806	-257,000.00
							017		2022	1810	-43,228,000.00
							021		20	2020	-4,065,932,000.00
							021		2022	2035	195,937,000.00
							021		2021	2040	-500,000.00
							021		20	2060	-184,430,000.00
							021		20	2065	-18,589,000.00
							021		20	2070	-3,562,000.00
							021		20	2080	-2,476,000.00
							256		2022	1760	-5,000,000.00
							057		2022	3010	861,000,000.00
							057		20	3400	-187,589,000.00
							057		20	3700	-3,382,000.00
							057		20	3740	-1,525,000.00
							057		20	3840	-2,019,000.00
							057		20	3850	-56,636,000.00
							097		20	0100	-73,512,000.00
							097		20	0107	-93,000.00
							097		20	0130	-3,850,000.00
							097		2022	0350	1,300,000,000.00
							097		X	4930	-68,357,000.00
097		20	0107	396,555,141.00	396,462,141.00	93,000.00	097		20	0105	93,000.00
097		20	0130	33,616,729,000.00	36,151,952,000.00	-2,535,223,000.00	017		20	1106	-10,000,000.00
							017		20	1804	-343,204,000.00
							017		2022	1810	-10,800,000.00
							021		20	2020	-221,573,000.00
							021		2022	2035	-20,195,000.00
							036		20	0169	-124,460,000.00
							036		2021	0169	-2,540,000.00
							057		20	3400	-208,630,000.00
							057		20	3740	-11,659,000.00
							097		20	0100	-74,107,000.00
							097		20	0105	3,850,000.00

Appropriations, Outlays, and Balances - Continued

Footnotes

Table 1 - Appropriations and Appropriation Transfers - Department of Defense--Military Programs

AID	ATA	Period of Availability	MAIN	Net Appropriations and Appropriation Transfers	Appropriation Amount	Net Appropriation Transfers	AID Involved	ATA Involved	Period of Availability Involved	MAIN Involved	Amount From or To (-)
							097		2021	0130	-936,900,000.00
							097		2022	0130	-30,000,000.00
							097		2021	0390	-14,900,000.00
							097		2021	0400	-224,446,000.00
							097		2021	0819	-120,305,000.00
							097		X	4930	-170,354,000.00
							036	097	X	0165	-15,000,000.00
097		2021	0130	3,657,995,000.00	2,721,095,000.00	936,900,000.00	097		20	0130	936,900,000.00
097		2022	0130	558,359,000.00	528,359,000.00	30,000,000.00	097		20	0130	30,000,000.00
097		1820	0300	44,863,000.00	0.00	44,863,000.00	097		20	0100	44,863,000.00
097		2022	0300	5,763,296,000.00	5,770,211,000.00	-6,915,000.00	017		20	1105	1,615,000.00
							017		2021	1319	2,820,000.00
							017		20	1804	-2,000,000.00
							021		2022	2032	1,853,000.00
							467		20	0401	7,000,000.00
							097		20	0100	-20,574,000.00
							097		2021	0400	2,371,000.00
097		2022	0350	0.00	1,300,000,000.00	-1,300,000,000.00	097		20	0105	-1,300,000,000.00
097		X	0360	964,393,000.00	1,064,393,000.00	-100,000,000.00	097		X	0361	-100,000,000.00
097		X	0361	100,000,000.00	0.00	100,000,000.00	097		X	0360	100,000,000.00
097		20	0390	69,088,000.00	77,343,000.00	-8,255,000.00	097		20	0100	-8,255,000.00
097		2021	0390	920,838,000.00	905,938,000.00	14,900,000.00	097		20	0130	14,900,000.00
097		X	0400	67,322,844.00	0.00	67,322,844.00	011		X	5512	67,322,844.00
097		2021	0400	26,614,884,000.00	26,332,287,000.00	282,597,000.00	021		20	2020	11,628,000.00
							097		20	0100	48,894,000.00
							097		20	0130	224,446,000.00
							097		2022	0300	-2,371,000.00
097		X	0810	12,660,000.00	19,002,000.00	-6,342,000.00	097		20	0100	-6,342,000.00
097		X	0811	0.00	275,000,000.00	-275,000,000.00	021		20	2020	-275,000,000.00
097		2021	0819	255,305,000.00	135,000,000.00	120,305,000.00	097		20	0130	120,305,000.00
097		X	4930	489,743,000.00	0.00	489,743,000.00	021		20	2060	73,600,000.00
							021		20	2070	79,200,000.00
							021		20	2080	20,889,000.00

Appropriations, Outlays, and Balances - Continued

Footnotes

Table 1 - Appropriations and Appropriation Transfers - Department of Defense--Military Programs

AID	ATA	Period of Availability	MAIN	Net Appropriations and Appropriation Transfers	Appropriation Amount	Net Appropriation Transfers	AID Involved	ATA Involved	Period of Availability Involved	MAIN Involved	Amount From or To (-)
097		X	4930	0.00	3,267,811,000.00	-3,267,811,000.00	057		20	3840	22,013,000.00
							097		20	0100	2,800,000.00
							097		20	0105	68,357,000.00
							097		20	0130	170,354,000.00
							097		X	4930	-316,054,000.00
							097		X	4930	-708,500,000.00
							097		X	4930	-697,799,000.00
							097		X	4930	-1,029,697,000.00
							097		X	4930	-579,285,000.00
097		X	4930	489,743,000.00	0.00	489,743,000.00	097		X	4930	316,054,000.00
097		X	4930	708,500,000.00	0.00	708,500,000.00	097		X	4930	708,500,000.00
097		X	4930	697,799,000.00	0.00	697,799,000.00	097		X	4930	697,799,000.00
097		X	4930	1,029,697,000.00	0.00	1,029,697,000.00	097		X	4930	1,029,697,000.00
097		X	4930	579,285,000.00	0.00	579,285,000.00	097		X	4930	579,285,000.00
097		X	4930	0.00	3,267,811,000.00	-3,267,811,000.00	097		X	4932	-200,000,000.00
097		X	4932	200,000,000.00	0.00	200,000,000.00	097		X	4930	200,000,000.00
Total				686,700,653,372.00	689,007,830,141.00	-2,307,176,769.00					470,891,231.00

This Page Left Blank Intentionally

Appropriations, Outlays, and Balances - Continued

Appropriation or Fund Account Title	Account Symbol				Balances, Beginning of Fiscal Year	Appropriations and Other Obligational Authority ¹	Transfers Borrowings and Investment (Net) ²	Outlays (Net)	Balances Withdrawn and Other Transactions ³	Balances, End of Fiscal Year
	Period of Availability	ATA	AID	MAIN SUB						
Department of Education										
General Fund Accounts										
Education Stabilization Fund, Department of Education Fund Resources:										
Undisbursed Funds	2020-2021		091	0251	000	----- 30,596,250,000.00	-----	11,160,293,139.82	-----	19,435,956,860.18
Office of Elementary and Secondary Education										
General Fund Accounts										
Indian Education, Office of Elementary and Secondary Education, Education Fund Resources:										
Undisbursed Funds	2020		091	0101	000	----- 180,739,000.00	-----	5,897,739.31	-----	174,841,260.69
	2019					177,207,275.86	-----	130,589,438.24	-----	46,617,837.62
	2018					39,161,957.51	-----	29,049,750.66	-----	10,112,206.85
	2017					6,208,324.63	-----	1,931,977.91	-----	4,276,346.72
	2016					3,340,522.64	-----	-----	-----	3,340,522.64
	2015					3,161,000.85	-----	54,361.21	3,106,639.64	-----
	Subtotal		091	0101	000	229,079,081.49	180,739,000.00	167,523,267.33	3,106,639.64	239,188,174.52
Impact Aid, Education Fund Resources:										
Undisbursed Funds	2020		091	0102	000	----- 1,481,277,000.00	-----	1,274,044,889.63	-----	207,232,110.37
	2019-2020					17,400,300.00	-----	91,200.00	-----	17,309,100.00
	2019					182,105,196.66	-----	181,504,550.03	-----	600,646.63
	2018					2,605,257.41	-----	2,583,958.09	-----	21,299.32
	2017-2018					10,752,475.13	-----	6,397,853.32	-----	4,354,621.81
	2017					109,910.91	-----	-----	-----	109,910.91
	2016					75,630.33	-----	-----	-----	75,630.33
	2015-2016					251,845.75	-----	-----	-----	251,845.75
	2015					38,949.72	-----	-----	38,949.72	-----
	No Year					14,501,493.03	4,835,000.00	845,202.17	-----	18,491,290.86
	Subtotal		091	0102	000	227,841,058.94	1,486,112,000.00	1,465,467,653.24	38,949.72	248,446,455.98
Safe Schools and Citizenship Education, Education Fund Resources:										
Undisbursed Funds	2020-2021		091	0203	000	----- 180,000,000.00	-----	-----	-----	180,000,000.00
	2020					----- 125,000,000.00	-----	-----	-----	125,000,000.00
	2019-2020					80,208,630.00	-----	8,167,464.13	-----	72,041,165.87
	2019					106,915,780.05	-----	47,712,468.07	-----	59,203,311.98
	2018-2019					61,446,024.81	-----	43,931,265.30	-----	17,514,759.51
	2018					56,833,344.80	-----	39,100,641.92	-----	17,732,702.88
	2017-2018					27,598,265.70	-----	15,304,593.02	-----	12,293,672.68
	2017					6,187,098.27	-----	5,011,569.72	-----	1,175,528.55
	2016-2017					384,638.51	-----	-----	-----	384,638.51
	2016					9,266,005.91	-----	3,556,829.10	-----	5,709,176.81
	2015-2016					52.63	-----	-----	-----	52.63
	2015					3,890,641.73	-----	-----	3,890,641.73	-----

Footnotes at End of Chapter

Appropriations, Outlays, and Balances - Continued

Appropriation or Fund Account Title	Account Symbol				Balances, Beginning of Fiscal Year	Appropriations and Other Obligational Authority ¹	Transfers Borrowings and Investment (Net) ²	Outlays (Net)	Balances Withdrawn and Other Transactions ³	Balances, End of Fiscal Year
	Period of Availability	ATA	AID	MAIN						
	2014-2015				1,782.33	-----	-----	-----	1,782.33	-----
	No Year				10,196,473.32	5,000,000.00	-----	1,632,860.83	-----	13,563,612.49
	Subtotal		091	0203	362,928,738.06	310,000,000.00	-----	164,417,692.09	3,892,424.06	504,618,621.91
Chicago Litigation Settlement, Education Fund Resources:										
Undisbursed Funds	No Year		091	0220	27,546.90	-----	-----	-----	27,546.90	-----
Education for the Disadvantaged, Education Fund Resources:										
Undisbursed Funds	2020-2021		091	0900	-----	6,077,990,000.00	-----	94,349,341.13	-----	5,983,640,658.87
	2020				-----	10,918,800,000.00	-----	6,091,301,730.30	-----	4,827,498,269.70
	2019-2020				5,531,344,514.21	-----	-----	4,997,303,066.51	-----	534,041,447.70
	2019				4,351,027,134.14	-----	-----	3,695,917,975.36	-----	655,109,158.78
	2018-2019				401,101,490.27	-----	-----	168,647,479.26	-----	232,454,011.01
	2018				489,929,031.63	-----	-----	442,115,650.22	-----	47,813,381.41
	2017-2018				215,347,460.93	-----	-----	99,476,695.88	-----	115,870,765.05
	2017				13,415,591.75	-----	-----	3,268,775.70	-----	10,146,816.05
	2016-2017				369,681,387.87	-----	-----	109,367,966.53	-----	260,313,421.34
	2016				7,250,621.70	-----	-----	-4,123.20	-----	7,254,744.90
	2015-2016				207,339,251.26	-----	-----	130,171,508.59	-----	77,167,742.67
	2015				5,154,897.49	-----	-----	59,871.58	5,095,025.91	-----
	2014-2015				35,931,538.85	-----	-----	30,550,937.67	5,380,601.18	-----
	Subtotal		091	0900	11,627,522,920.10	16,996,790,000.00	-----	15,862,526,875.53	10,475,627.09	12,751,310,417.48
School Improvement Programs, Education Fund Resources:										
Undisbursed Funds	2020-2021		091	1000	-----	3,575,402,000.00	-----	56,313,909.15	-----	3,519,088,090.85
	2020				-----	1,829,565,000.00	-----	811,432,467.70	-----	1,018,132,532.30
	2019-2020				3,376,562,508.03	-----	-----	1,682,102,085.01	-----	1,694,460,423.02
	2019				972,682,650.45	-----	-----	782,871,341.93	-----	189,811,308.52
	2018-2019				1,488,897,862.98	-----	-----	1,036,504,561.10	-----	452,393,301.88
	2018				135,146,672.27	-----	-----	125,372,495.54	-----	9,774,176.73
	2017-2018				216,402,904.27	-----	-----	200,188,796.30	-----	16,214,107.97
	2017				11,698,113.83	-----	-----	-23,500.10	-----	11,721,613.93
	2016-2017				37,572,559.57	-----	-----	16,355,998.50	-----	21,216,561.07
	2016				4,768,224.00	-----	-----	-1,495,228.24	-----	6,263,452.24
	2015-2016				20,135,587.34	-----	-----	6,910,814.94	-----	13,224,772.40
	2015				2,670,432.65	-----	-----	-1,368,458.00	4,038,890.65	-----
	2014-2015				9,128,099.66	-----	-----	2,063,975.56	7,064,124.10	-----
	No Year				17,682.88	-----	-----	14,936.73	-----	2,746.15
	Subtotal		091	1000	6,275,683,297.93	5,404,967,000.00	-----	4,717,244,196.12	11,103,014.75	6,952,303,087.06
Total, Office of Elementary and Secondary Education					18,723,082,643.42	24,378,608,000.00	-----	22,377,179,684.31	28,644,202.16	20,695,866,756.95
Office of Innovation and Improvement										
General Fund Accounts										

Footnotes at End of Chapter

Appropriations, Outlays, and Balances - Continued

Appropriation or Fund Account Title	Account Symbol				Balances, Beginning of Fiscal Year	Appropriations and Other Obligational Authority ¹	Transfers Borrowings and Investment (Net) ²	Outlays (Net)	Balances Withdrawn and Other Transactions ³	Balances, End of Fiscal Year
	Period of Availability	ATA	AID	MAIN SUB						
Innovation and Improvement, Education Fund Resources: Undisbursed Funds	2020-2021		091	0204 000	-----	330,000,000.00	-----	113,119.34	-----	329,886,880.66
	2020				-----	773,815,000.00	-----	4,905,507.39	-----	768,909,492.61
	2019-2020				264,550,388.87	-----	-----	23,341,976.01	-----	241,208,412.86
	2019				764,621,305.28	-----	-----	184,423,868.75	-----	580,197,436.53
	2018-2019				224,882,936.26	-----	-----	40,148,388.19	-----	184,734,548.07
	2018				545,139,022.67	-----	-----	349,112,289.42	-----	196,026,733.25
	2017-2018				70,331,023.15	-----	-----	20,412,063.83	-----	49,918,959.32
	2017				226,690,502.13	-----	-----	82,542,561.78	-----	144,147,940.35
	2016-2017				66,721,087.69	-----	-----	27,449,134.65	-----	39,271,953.04
	2016				197,979,780.69	-----	-----	89,153,307.94	-----	108,826,472.75
	2015-2016				42,872,833.71	-----	-----	20,868,378.94	-----	22,004,454.77
	2015				128,286,728.73	-----	-----	30,773,348.47	97,513,380.26	-----
	2014-2015				30,865,103.37	-----	-----	10,901,789.85	19,963,313.52	-----
	No Year				⁴ 95,731,349.22	-----	-----	3,387,371.90	-----	92,343,977.32
	Subtotal		091	0204 000	2,658,672,061.77	1,103,815,000.00	-----	887,533,106.46	117,476,693.78	2,757,477,261.53
Total, Office of Innovation and Improvement					2,658,672,061.77	1,103,815,000.00	-----	887,533,106.46	117,476,693.78	2,757,477,261.53
Office of English Language Acquisition										
General Fund Accounts										
English Language Acquisition, Education Fund Resources: Undisbursed Funds	2020-2021		091	1300 000	-----	787,400,000.00	-----	2,950,079.92	-----	784,449,920.08
	2019-2020				734,824,901.85	-----	-----	376,799,544.59	-----	358,025,357.26
	2018-2019				316,007,426.09	-----	-----	260,481,681.15	-----	55,525,744.94
	2017-2018				41,744,590.35	-----	-----	40,273,521.44	-----	1,471,068.91
	2016-2017				2,773,318.22	-----	-----	683,487.91	-----	2,089,830.31
	2015-2016				2,927,257.70	-----	-----	127,038.44	-----	2,800,219.26
	2014-2015				2,218,390.98	-----	-----	-----	2,218,390.98	-----
	Subtotal		091	1300 000	1,100,495,885.19	787,400,000.00	-----	681,315,353.45	2,218,390.98	1,204,362,140.76
Total, Office of English Language Acquisition					1,100,495,885.19	787,400,000.00	-----	681,315,353.45	2,218,390.98	1,204,362,140.76
Office of Special Education and Rehabilitative Services										
General Fund Accounts										
Special Education, Education Fund Resources: Undisbursed Funds	2020-2021		091	0300 000	-----	4,352,129,000.00	-----	152,238,628.61	-----	4,199,890,371.39
	2020				-----	9,533,099,000.00	-----	5,535,448,107.27	-----	3,997,650,892.73
	2019-2020				3,829,838,689.36	-----	-----	3,438,453,027.54	-----	391,385,661.82
	2019				3,553,068,896.01	-----	-----	3,051,319,556.18	-----	501,749,339.83
	2018-2019				343,320,375.55	-----	-----	289,207,211.56	-----	54,113,163.99
	2018				432,025,212.15	-----	-----	415,425,637.76	-----	16,599,574.39
	2017-2018				42,099,934.24	-----	-----	40,550,019.52	-----	1,549,914.72

Footnotes at End of Chapter

Appropriations, Outlays, and Balances - Continued

Appropriation or Fund Account Title	Account Symbol				Balances, Beginning of Fiscal Year	Appropriations and Other Obligational Authority ¹	Transfers Borrowings and Investment (Net) ²	Outlays (Net)	Balances Withdrawn and Other Transactions ³	Balances, End of Fiscal Year	
	Period of Availability	ATA	AID	MAIN							SUB
	2017				18,596,606.56	-----	-----	12,030,219.86	-----	6,566,386.70	
	2016-2017				980,173.50	-----	-----	-33,927.52	-----	1,014,101.02	
	2016				6,543,270.87	-----	-----	1,133,954.03	-----	5,409,316.84	
	2015-2016				1,086,804.95	-----	-----	-----	-----	1,086,804.95	
	2015				5,149,915.64	-----	-----	564,309.76	4,585,605.88	-----	
	2014-2015				2,216,406.18	-----	-----	27,201.69	2,189,204.49	-----	
	Subtotal		091	0300	000	8,234,926,285.01	13,885,228,000.00	-----	12,936,363,946.26	6,774,810.37	9,177,015,528.38
Rehabilitation Services and Disability Research, Education Fund Resources:											
Undisbursed Funds	2020		091	0301	000	-----	3,534,746,640.00	-----	1,339,660,304.69	-----	2,195,086,335.31
	2019					1,873,112,120.32	-----	1,545,908,312.71	-----	327,203,807.61	
	2018					260,960,952.51	-----	176,421,871.37	-----	84,539,081.14	
	2017					105,627,599.62	-----	2,682,210.05	-----	102,945,389.57	
	2016					116,346,532.81	-----	1,830,290.71	-----	114,516,242.10	
	2015-2016					22,046,451.64	-----	9,083,827.66	-----	12,962,623.98	
	2015					68,688,054.38	-----	-----	68,688,054.38	-----	
	2014-2015					19,158,594.92	-----	11,883,015.24	-----	⁵ 7,275,579.68	
	Subtotal		091	0301	000	2,465,940,306.20	3,534,746,640.00	-----	3,087,469,832.43	68,688,054.38	2,844,529,059.39
American Printing House for the Blind, Special Institutions for Persons with Disabilities, Education Fund Resources:											
Undisbursed Funds	2020		091	0600	000	-----	32,431,000.00	-----	21,593,640.33	-----	10,837,359.67
	2019					10,374,233.03	-----	9,940,600.70	-----	433,632.33	
	2018					24,301.85	-----	24,301.85	-----	-----	
	2017					5,848.42	-----	5,848.42	-----	-----	
	2016					3.50	-----	-----	-----	3.50	
	2015					1.69	-----	-----	1.69	-----	
	Subtotal		091	0600	000	10,404,388.49	32,431,000.00	-----	31,564,391.30	1.69	11,270,995.50
National Technical Institute for the Deaf, Special Institutions for Persons with Disabilities, Education Fund Resources:											
Undisbursed Funds	2020		091	0601	000	-----	79,500,000.00	-----	74,000,000.00	-----	5,500,000.00
	2019					5,500,000.00	-----	2,379,559.72	-----	3,120,440.28	
	2018					805,382.18	-----	805,382.18	-----	-----	
	2015					66,000.00	-----	-----	66,000.00	-----	
	No Year					230.00	-----	-----	-----	230.00	
	Subtotal		091	0601	000	6,371,612.18	79,500,000.00	-----	77,184,941.90	66,000.00	8,620,670.28
Gallaudet University, Special Institutions for Persons with Disabilities, Education Fund Resources:											
Undisbursed Funds	2020-2021		091	0602	000	-----	7,000,000.00	-----	1,714,222.90	-----	5,285,777.10
	2020					-----	137,361,000.00	-----	120,932,689.76	-----	16,428,310.24
	2019					13,810,455.58	-----	12,641,267.42	-----	1,169,188.16	

Footnotes at End of Chapter

Appropriations, Outlays, and Balances - Continued

Appropriation or Fund Account Title	Account Symbol				Balances, Beginning of Fiscal Year	Appropriations and Other Obligational Authority ¹	Transfers Borrowings and Investment (Net) ²	Outlays (Net)	Balances Withdrawn and Other Transactions ³	Balances, End of Fiscal Year	
	Period of Availability	ATA	AID	MAIN SUB							
Total, Office of Special Education and Rehabilitative Services	Subtotal		091	0602	000	13,810,455.58	144,361,000.00	-----	135,288,180.08	-----	22,883,275.50
						10,731,453,047.46	17,676,266,640.00	-----	16,267,871,291.97	75,528,866.44	12,064,319,529.05
Office of Vocational and Adult Education											
General Fund Accounts											
Career, Technical, and Adult Education, Education Fund Resources:											
Undisbursed Funds	2020-2021		091	0400	000	-----	1,169,686,000.00	-----	21,330,249.09	-----	1,148,355,750.91
	2020					-----	789,930,597.00	-----	381,768,856.34	-----	408,161,740.66
	2019-2020					1,112,105,355.52	-----	-----	835,468,179.41	-----	276,637,176.11
	2019					289,952,080.82	-----	-----	218,112,460.98	-----	71,839,619.84
	2018-2019					227,665,240.11	-----	-----	154,581,031.44	-----	73,084,208.67
	2018					43,019,857.79	-----	-----	41,784,886.79	-----	1,234,971.00
	2017-2018					60,015,967.00	-----	-----	50,249,290.39	-----	9,766,676.61
	2017					2,665,824.10	-----	-----	657,129.51	-----	2,008,694.59
	2016-2017					11,329,091.31	-----	-----	2,488,793.63	-----	8,840,297.68
	2016					982,679.20	-----	-----	-----	-----	982,679.20
	2015-2016					2,727,396.34	-----	-----	1,181,626.63	-----	1,545,769.71
	2015					4,342,617.35	-----	-----	-----	4,342,617.35	-----
	2014-2015					1,319,138.45	-----	-----	121,133.75	1,198,004.70	-----
	No Year					749,002.19	-----	-----	284,901.20	-----	464,100.99
Total, Office of Vocational and Adult Education	Subtotal		091	0400	000	1,756,874,250.18	1,959,616,597.00	-----	1,708,028,539.16	5,540,622.05	2,002,921,685.97
						1,756,874,250.18	1,959,616,597.00	-----	1,708,028,539.16	5,540,622.05	2,002,921,685.97
Office of Postsecondary Education											
General Fund Accounts											
Higher Education, Education Fund Resources:											
Undisbursed Funds	2020-2021		091	0201	000	-----	24,500,000.00	-----	9,979.03	-----	24,490,020.97
	2020					-----	2,691,247,000.00	-----	18,606,456.43	-----	2,672,640,543.57
	2019-2020					-----	-----	126,509,610.00	2,514.27	-----	126,507,095.73
	2019					2,521,898,760.13	-----	-126,509,610.00	1,393,603,951.54	-----	1,001,785,198.59
	2018-2019					116,750,000.00	-----	-----	44,362,545.30	-----	72,387,454.70
	2018					833,979,420.83	-----	-----	720,892,481.92	-----	113,086,938.91
	2017-2018					70,203,610.19	-----	-----	63,031,087.89	-----	7,172,522.30
	2017					95,976,126.30	-----	-----	58,764,403.40	-----	37,211,722.90
	2016-2017					9,294,699.97	-----	-----	7,806,063.43	-----	1,488,636.54
	2016					41,449,661.79	-----	-----	4,414,305.95	-----	37,035,355.84
	2015-2016					1,032,618.88	-----	-----	438,845.48	-----	593,773.40
	2015					35,883,222.85	-----	-----	11,165,264.44	24,717,958.41	-----
	2014-2015					6,145,004.49	-----	-----	576,634.11	5,568,370.38	-----
	No Year					1,669,343.79	-----	-----	-----	-----	1,669,343.79
Total, Office of Postsecondary Education	Subtotal		091	0201	000	3,734,282,469.22	2,715,747,000.00	-----	2,323,674,533.19	30,286,328.79	4,096,068,607.24

Footnotes at End of Chapter

Appropriations, Outlays, and Balances - Continued

Appropriation or Fund Account Title	Account Symbol				Balances, Beginning of Fiscal Year	Appropriations and Other Obligational Authority ¹	Transfers Borrowings and Investment (Net) ²	Outlays (Net)	Balances Withdrawn and Other Transactions ³	Balances, End of Fiscal Year	
	Period of Availability	ATA	AID	MAIN							SUB
Higher Education Facilities Loans and Insurance, Education Fund Resources: Undisbursed Funds	No Year		091	0240	000	600,469.56	-----	-----	-584,554.41	600,469.56	584,554.41
College Housing and Academic Facilities Loans Program, Education Fund Resources: Undisbursed Funds	2020		091	0241	000	-----	435,000.00	-----	369,184.30	-----	65,815.70
	2019					71,831.64	-----	-----	39,072.00	-----	32,759.64
	2018					16,180.05	-----	-----	5,297.67	-----	10,882.38
	2017					19,117.76	-----	-----	138.33	-----	18,979.43
	2016					26,927.57	-----	-----	24.25	-----	26,903.32
	2015					10,639.56	-----	-----	-----	10,639.56	-----
	Subtotal		091	0241	000	144,696.58	435,000.00	-----	413,716.55	10,639.56	155,340.47
College Housing and Academic Facilities Loans, Liquidating Account, Education Fund Resources: Undisbursed Funds	No Year		091	0242	000	652,321.83	554,375.48	-2,436,956.30	-1,759,632.54	-----	529,373.55
Howard University, Education Fund Resources: Undisbursed Funds	2020-2021		091	0603	000	-----	13,000,000.00	-----	13,000,000.00	-----	-----
	2020					-----	236,613,000.00	-----	236,613,000.00	-----	-----
	2019					-----	-----	-----	-----	-----	-----
	No Year					+ 3,405,000.00	3,405,000.00	-----	3,405,000.00	-----	3,405,000.00
	Subtotal		091	0603	000	3,405,000.00	253,018,000.00	-----	253,018,000.00	-----	3,405,000.00
Historically Black College and University Capital Financing Program Account, Education Fund Resources: Undisbursed Funds	2020-2021		091	1901	000	-----	20,150,000.00	-----	-----	-----	20,150,000.00
	2020					-----	98,675,146.00	-----	62,304,654.70	-----	36,370,491.30
	2019-2020					20,150,000.00	-----	-----	11,884,826.00	-----	8,265,174.00
	2019					6,744,840.46	-----	-----	23,933.54	-----	6,720,906.92
	2018-2019					13,792,123.00	-----	-----	4,291,028.00	-----	9,501,095.00
	2018					743,860.40	-----	-----	662.09	-----	743,198.31
	2017-2018					12,590,858.00	-----	-----	200,381.00	-----	12,390,477.00
	2017					102,677.40	-----	-----	-16.67	-----	102,694.07
	2016-2017					12,487,374.00	-----	-----	214,921.00	-----	12,272,453.00
	2016					102,036.61	-----	-----	13.44	-----	102,023.17
	2015-2016					16,225,740.00	-----	-----	181,786.00	-----	16,043,954.00
	2015					110,711.84	-----	-----	-----	110,711.84	-----
	2014-2015					10,310,380.00	-----	-----	-----	10,310,380.00	-----
	Subtotal		091	1901	000	93,360,601.71	118,825,146.00	-----	79,102,189.10	10,421,091.84	122,662,466.77
Public Enterprise Funds											
College Housing Loans, Education Fund Resources: Undisbursed Funds	No Year		091	4250	000	3,614,727.92	-----	-----	-3,015,223.98	3,577,768.92	3,052,182.98

Footnotes at End of Chapter

Appropriations, Outlays, and Balances - Continued

Appropriation or Fund Account Title	Account Symbol				Balances, Beginning of Fiscal Year	Appropriations and Other Obligational Authority ¹	Transfers Borrowings and Investment (Net) ²	Outlays (Net)	Balances Withdrawn and Other Transactions ³	Balances, End of Fiscal Year	
	Period of Availability	ATA	AID	MAIN SUB							
Total, Office of Postsecondary Education					3,836,060,286.82	3,088,579,521.48	-2,436,956.30	2,650,849,027.91	44,896,298.67	4,226,457,525.42	
Office of Federal Student Aid											
General Fund Accounts											
Student Financial Assistance, Education Fund Resources:											
Undisbursed Funds	2020-2021		091	0200	000	-----	31,496,772,000.00	-----	8,918,303,935.27	-----	22,578,468,064.73
	2019-2020					21,498,557,489.93	-500,000,000.00	-----	11,260,950,804.77	-----	9,737,606,685.16
	2018-2019					9,255,900,110.10	-----	-----	8,936,514,987.65	-----	319,385,122.45
	2017-2018					284,933,746.25	-----	-----	234,239,716.42	-----	50,694,029.83
	2016-2017					22,885,730.09	-----	-----	6,507,351.30	-----	16,378,378.79
	2015-2016					35,158,850.45	-----	-----	2,461,917.61	-----	32,696,932.84
	2014-2015					25,371,902.91	-----	-----	7,407,952.41	17,963,950.50	-----
	Subtotal		091	0200	000	31,122,807,829.73	30,996,772,000.00	-----	29,366,386,665.43	17,963,950.50	32,735,229,213.80
Student Aid Administration, Education Fund Resources:											
Undisbursed Funds	2020-2021		091	0202	000	-----	1,808,943,000.00	-----	1,133,400,975.06	-----	675,542,024.94
	2019-2020					669,564,611.96	-----	-----	598,890,002.47	-----	70,674,609.49
	2018-2019					51,183,357.25	-----	-----	28,558,542.14	-----	22,624,815.11
	2017-2018					8,620,181.97	-----	-----	712,869.95	-----	7,907,312.02
	2016-2017					7,194,583.43	-----	-----	48,888.70	-----	7,145,694.73
	2015-2016					13,639,604.36	-----	-----	62,575.51	-----	13,577,028.85
	2014-2015					5,956,298.06	-----	-----	-83,646.45	6,039,944.51	-----
	No Year					6,399,049.83	-----	-----	47,292.94	-----	6,351,756.89
	Subtotal		091	0202	000	762,557,686.86	1,808,943,000.00	-----	1,761,637,500.32	6,039,944.51	803,823,242.03
Teach Grant Program Account, Education Fund Resources:											
Undisbursed Funds	2020		091	0206	000	-----	55,629,318.00	-----	46,234,521.00	-----	9,394,797.00
	2019					9,537,378.00	-----	-----	7,511,955.00	-----	2,025,423.00
	2018					8,910,603.00	-----	-----	-----	-----	8,910,603.00
	2017					1,036,993.00	-----	-----	-----	-----	1,036,993.00
	2016					951,937.00	-----	-----	-----	-----	951,937.00
	2015					1,010,995.00	-----	-----	-----	1,010,995.00	-----
	Subtotal		091	0206	000	21,447,906.00	55,629,318.00	-----	53,746,476.00	1,010,995.00	22,319,753.00
Guaranteed Student Loans, Liquidating Account, Education Fund Resources:											
Undisbursed Funds	No Year		091	0230	000	248,438,100.64	-----	-----	-186,060,743.49	° 344,769,861.50	89,728,982.63
Federal Family Education Loan Program Account, Education Fund Resources:											
Undisbursed Funds	2020		091	0231	000	-----	16,599,453,663.00	-----	16,599,453,663.00	-----	-----
Federal Direct Student Loan Program, Education Fund Resources:											
Undisbursed Funds	2020		091	0243	000	-----	114,143,528,358.00	-----	112,778,086,591.00	-----	1,365,441,767.00
	2019					770,146,315.00	-----	-----	527,187,737.00	-----	242,958,578.00

Footnotes at End of Chapter

Appropriations, Outlays, and Balances - Continued

Appropriation or Fund Account Title	Account Symbol				Balances, Beginning of Fiscal Year	Appropriations and Other Obligational Authority ¹	Transfers Borrowings and Investment (Net) ²	Outlays (Net)	Balances Withdrawn and Other Transactions ³	Balances, End of Fiscal Year
	Period of Availability	ATA	AID	MAIN						
	2018				245,596,486.00	-----	-----	-----	-----	245,596,486.00
	2017				275,598,244.00	-----	-----	-----	-----	275,598,244.00
	No Year				630,795,240.90	50,000,000.00	-----	-----	-----	680,795,240.90
	Subtotal		091	0243	1,922,136,285.90	114,193,528,358.00	-----	113,305,274,328.00	-----	2,810,390,315.90
Health Education Assistance Loans Program Account, Education										
Fund Resources:										
Undisbursed Funds										
	2020		091	0247	-----	9,602,189.00	-----	9,602,189.00	-----	-----
Iraq and Afghanistan Service Grants Program, Office of Federal Student										
AID, Education										
Fund Resources:										
Undisbursed Funds										
	2020		091	0248	-----	486,738.82	-----	402,473.95	-----	84,264.87
	2019				101,988.82	-----	-----	83,512.25	-----	18,476.57
	2018				14,372.36	-----	-----	11,203.74	-----	3,168.62
	2017				5,510.76	-----	-----	-----	-----	5,510.76
	2016				1,600.77	-----	-----	-----	-----	1,600.77
	2015				2,676.01	-----	-----	-----	2,676.01	-----
	Subtotal		091	0248	126,148.72	486,738.82	-----	497,189.94	2,676.01	113,021.59
Special Fund Accounts										
Student Financial Assistance Debt Collection, Education										
Fund Resources:										
Undisbursed Funds										
	No Year		091	5557	17,816,500.91	6,128,827.80	-----	2,547,828.41	12,039,722.26	9,357,778.04
Public Enterprise Funds										
Federal Student Loan Reserve Fund, Education										
Fund Resources:										
Undisbursed Funds										
	No Year		091	4257	-----	-----	12,554,651.56	3,099,114.37	9,455,537.19	-----
Funds Held Outside the Treasury										
					1,955,680,905.11	-----	-12,554,651.56	-----	-----	1,943,126,253.55
	Subtotal		091	4257	1,955,680,905.11	-----	-----	3,099,114.37	9,455,537.19	1,943,126,253.55
Health Education Assistance Loans Liquidating Account, Education										
Fund Resources:										
Undisbursed Funds										
	No Year		091	4299	5,801,336.29	-----	-----	-3,973,436.75	5,801,336.29	3,973,436.75
Total, Office of Federal Student Aid										
					36,056,812,700.16	163,670,544,094.62	-----	160,912,210,774.23	397,084,023.26	38,418,061,997.29
Institute of Education Sciences										
General Fund Accounts										
Institute of Education Sciences, Education										
Fund Resources:										
Undisbursed Funds										
	2020-2021		091	1100	-----	623,462,000.00	-----	169,462,481.92	-----	453,999,518.08
	2019-2020				410,324,597.15	-----	-----	233,580,649.95	-----	176,743,947.20
	2018-2019				180,050,025.28	-----	-----	131,546,929.74	-----	48,503,095.54
	2017-2018				41,637,663.54	-----	-----	31,780,958.31	-----	9,856,705.23
	2016-2017				12,661,213.51	-----	-----	7,139,589.83	-----	5,521,623.68
	2015-2016				6,789,868.85	-----	-----	2,106,421.57	-----	4,683,447.28
	2014-2015				5,285,056.01	-----	-----	849,472.78	4,435,583.23	-----

Footnotes at End of Chapter

Appropriations, Outlays, and Balances - Continued

Appropriation or Fund Account Title	Account Symbol				Balances, Beginning of Fiscal Year	Appropriations and Other Obligational Authority ¹	Transfers Borrowings and Investment (Net) ²	Outlays (Net)	Balances Withdrawn and Other Transactions ³	Balances, End of Fiscal Year	
	Period of Availability	ATA	AID	MAIN SUB							
Total, Institute of Education Sciences	Subtotal		091	1100	000	656,748,424.34	623,462,000.00	-----	576,466,504.10	4,435,583.23	699,308,337.01
						656,748,424.34	623,462,000.00	-----	576,466,504.10	4,435,583.23	699,308,337.01
Departmental Management											
General Fund Accounts											
Office for Civil Rights, Departmental Management, Education Fund Resources:											
Undisbursed Funds	2020		091	0700	000	-----	130,000,000.00	-----	99,999,634.79	-----	30,000,365.21
	2019					24,699,327.89	-----	-----	19,135,498.89	-----	5,563,829.00
	2018					4,070,126.12	-----	-----	1,069,295.12	-----	3,000,831.00
	2017					901,053.89	-----	-----	68,632.06	-----	832,421.83
	2016					491,804.96	-----	-----	5,522.37	-----	486,282.59
	2015					747,833.76	-----	-----	-----	747,833.76	-----
	Subtotal		091	0700	000	30,910,146.62	130,000,000.00	-----	120,278,583.23	747,833.76	39,883,729.63
Program Administration, Departmental Management, Education Fund Resources:											
Undisbursed Funds	2018-2022		091	0800	000	2,672,725.98	-----	-----	28,636.05	-----	2,644,089.93
	2020-2021					-----	8,000,000.00	-----	453,916.82	-----	7,546,083.18
	2020					-----	430,000,000.00	-----	306,802,764.31	-----	123,197,235.69
	2019-2020					1,000,000.00	-----	-----	-----	-----	1,000,000.00
	2019					109,344,972.79	-----	-----	81,493,842.46	-----	27,851,130.33
	2018					18,124,050.21	-----	-----	7,743,934.87	-----	10,380,115.34
	2017					5,170,754.14	-----	-----	774,914.22	-----	4,395,839.92
	2016					7,254,760.04	-----	-----	74,256.78	-----	7,180,503.26
	2015					3,287,196.20	-----	-----	22,161.78	3,265,034.42	-----
	No Year					1,264,744.04	-----	-----	54,675.63	-----	1,210,068.41
	Subtotal		091	0800	000	148,119,203.40	438,000,000.00	-----	397,449,102.92	3,265,034.42	185,405,066.06
Office of the Inspector General, Departmental Management, Education Fund Resources:											
Undisbursed Funds	2020-2022		091	1400	000	-----	7,000,000.00	-----	94,560.87	-----	6,905,439.13
	2020					-----	63,000,000.00	-----	47,505,612.64	-----	15,494,387.36
	2019					10,949,346.78	-----	-----	9,433,875.14	-----	1,515,471.64
	2018					2,272,887.03	-----	-----	452,713.62	-----	1,820,173.41
	2017					1,424,763.57	-----	-----	276,085.87	-----	1,148,677.70
	2016					2,532,716.11	-----	-----	23,404.25	-----	2,509,311.86
	2015					1,799,058.31	-----	-----	400.00	1,798,658.31	-----
	No Year					4,699,178.51	-----	-----	1,444,164.03	-----	3,255,014.48
	Subtotal		091	1400	000	23,677,950.31	70,000,000.00	-----	59,230,816.42	1,798,658.31	32,648,475.58
Trust Fund Accounts											
Contributions, Education Fund Resources:											
Undisbursed Funds	No Year		091	8258	000	542,565.10	5,049.00	-----	75,615.50	-----	471,998.60
Total, Departmental Management						203,249,865.43	638,005,049.00	-----	577,034,118.07	5,811,526.49	258,409,269.87

Footnotes at End of Chapter

Appropriations, Outlays, and Balances - Continued

Appropriation or Fund Account Title	Account Symbol				Balances, Beginning of Fiscal Year	Appropriations and Other Obligational Authority ¹	Transfers Borrowings and Investment (Net) ²	Outlays (Net)	Balances Withdrawn and Other Transactions ³	Balances, End of Fiscal Year
	Period of Availability	ATA	AID	MAIN SUB						
Hurricane Education Recovery										
General Fund Accounts										
Hurricane Education Recovery, Office of Elementary and Secondary Education, Education Fund Resources:										
Undisbursed Funds	2018-2022		091	0013 000	2,093,600,880.60	-----	-----	208,401,813.43	-----	1,885,199,067.17
	2019-2020				159,191,278.32	-----	-----	70,535,342.90	-----	88,655,935.42
	No Year				76,700.68	-----	-----	-----	-----	76,700.68
	Subtotal		091	0013 000	2,252,868,859.60	-----	-----	278,937,156.33	-----	1,973,931,703.27
Total, Hurricane Education Recovery					2,252,868,859.60	-----	-----	278,937,156.33	-----	1,973,931,703.27
Deductions for Offsetting Receipts										
Proprietary Receipts from the Public					-----	-13,662,778,652.45	-----	-13,662,778,652.45	-----	-----
Intrabudgetary Receipts Deducted by Agency					-----	-66,246.53	-----	-66,246.53	-----	-----
Total, Offsetting Receipts					-----	-13,662,844,898.98	-----	-13,662,844,898.98	-----	-----
Total, Department of Education					77,976,318,024.37	230,859,702,003.12	-2,436,956.30	204,414,873,796.83	681,636,207.06	103,737,073,067.30
Memorandum										
Financing Accounts										
Public Enterprise Funds										
Guaranteed Student Loans, Financing Account, Education Fund Resources:										
Undisbursed Funds	No Year		091	4251 000	12,284,483,500.21	-----	4,959,325,630.80	-2,567,221,067.46	⁶ 9,129,138.00	19,801,901,060.47
Authority to Borrow from the Treasury					373,329,409.00	10,242,663,113.80	-10,615,992,522.80	-----	-----	-----
	Subtotal		091	4251 000	12,657,812,909.21	10,242,663,113.80	-5,656,666,892.00	-2,567,221,067.46	9,129,138.00	19,801,901,060.47
College Housing and Academic Facilities, Financing Account, Education Fund Resources:										
Undisbursed Funds	No Year		091	4252 000	654,893.86	-----	-282,118.15	675.88	-----	372,099.83
Authority to Borrow from the Treasury					0.01	567,197.15	-567,197.15	-----	-----	0.01
	Subtotal		091	4252 000	654,893.87	567,197.15	-849,315.30	675.88	-----	372,099.84
Federal Direct Loan Demonstration Financing Account, Education Fund Resources:										
Undisbursed Funds	No Year		091	4253 000	15,541,455,803.04	346,819,557.00	-32,038,824,781.92	-29,898,098,200.34	⁶ 264,556,227.00	13,482,992,551.46
Authority to Borrow from the Treasury					54,870,580,204.78	124,735,744,401.08	-116,883,270,521.08	-----	14,995,831,994.00	47,727,222,090.78
	Subtotal		091	4253 000	70,412,036,007.82	125,082,563,958.08	-148,922,095,303.00	-29,898,098,200.34	15,260,388,221.00	61,210,214,642.24
Historically Black College and University, Capital Financing, Direct Loan Financing Account, Education Fund Resources:										
Undisbursed Funds	No Year		091	4255 000	154,959,060.73	1,008,338.00	^{7a} 72,405,707.98	10,116,801.48	⁶ 3,260,006.00	214,996,299.23
Authority to Borrow from the Treasury					386,583,732.96	288,488,682.58	-214,833,034.66	-----	-----	460,239,380.88
	Subtotal		091	4255 000	541,542,793.69	289,497,020.58	-142,427,326.68	10,116,801.48	3,260,006.00	675,235,680.11
Teach Grant Financing Account, Education Fund Resources:										
Undisbursed Funds	No Year		091	4290 000	35,664,309.76	176,339.00	59,376,611.49	54,064,446.74	⁶ 111,542.00	41,041,271.51
Authority to Borrow from the Treasury					44,234,664.37	110,336,836.64	-104,800,799.64	-----	8,765,567.37	41,005,134.00

Footnotes at End of Chapter

Appropriations, Outlays, and Balances - Continued

Appropriation or Fund Account Title	Account Symbol				Balances, Beginning of Fiscal Year	Appropriations and Other Obligational Authority ¹	Transfers Borrowings and Investment (Net) ²	Outlays (Net)	Balances Withdrawn and Other Transactions ³	Balances, End of Fiscal Year
	Period of Availability	ATA	AID	MAIN SUB						
Subtotal			091	4290 000	79,898,974.13	110,513,175.64	-45,424,188.15	54,064,446.74	8,877,109.37	82,046,405.51
Health Education Assistance Loans Financing Account, Education Fund Resources:										
Undisbursed Funds	No Year		091	4300 000	23,165,528.87	-----	-22,710,920.36	-12,938,478.61	° 64,015.00	13,329,072.12
Authority to Borrow from the Treasury					-----	122,225.64	-122,225.64	-----	-----	-----
Subtotal			091	4300 000	23,165,528.87	122,225.64	-22,833,146.00	-12,938,478.61	64,015.00	13,329,072.12
Temporary Student Loan Purchase Authority Standard Put Financing Account, Education Fund Resources:										
Undisbursed Funds	No Year		091	4449 000	169,381,586.58	760,026.00	-4,184,205,096.97	-4,120,097,288.48	° 7,723,077.00	98,310,727.09
Authority to Borrow from the Treasury					169,453,268.75	54,690,710.06	-224,143,978.81	-----	-----	-----
Subtotal			091	4449 000	338,834,855.33	55,450,736.06	-4,408,349,075.78	-4,120,097,288.48	7,723,077.00	98,310,727.09
Temporary Student Loan Purchase Authority Financing Account, Education Fund Resources:										
Undisbursed Funds	No Year		091	4453 000	391,185,930.29	1,205,374.00	-6,443,138,900.20	-6,378,256,710.85	° 11,262,961.00	316,246,153.94
Authority to Borrow from the Treasury					-----	156,452,037.00	-156,452,037.00	-----	-----	-----
Subtotal			091	4453 000	391,185,930.29	157,657,411.00	-6,599,590,937.20	-6,378,256,710.85	11,262,961.00	316,246,153.94
Temporary Student Loan Purchase Authority Conduit Financing Account, Education Fund Resources:										
Undisbursed Funds	No Year		091	4459 000	20,891,401.92	-----	-17,147,954.14	-33,755,958.66	-----	37,499,406.44
Total, Financing Accounts					84,466,023,295.13	135,939,034,837.95	-165,815,384,138.25	-42,946,185,780.30	15,300,704,527.37	82,235,155,247.76

Footnotes at End of Chapter

Appropriations, Outlays, and Balances - Continued

Footnotes

- 1 The amounts in this column, unless otherwise footnoted, represent appropriations, increases and rescissions in borrowing authority or new contract authority. Appropriation accounts with appropriation transfer activity are presented in Table 1 (Appropriations and Appropriation Transfers) at the end of this chapter.
- 2 The amounts in this column, unless otherwise footnoted, represent transfers - other than appropriation transfers, borrowings (gross), investments (net), unrealized discounts or funds held outside the Treasury.
- 3 The amounts in this column, unless otherwise footnoted, represent obligated balances canceled for fiscal year 2015 pursuant to 31 U.S.C. 1553 and adjustments to borrowing and contract authority.
- 4 The opening balance(s) of the following account(s) have been adjusted during the current fiscal year and do not agree with last year's closing balance(s):

<u>Account Symbol: (ATA, AID, POA, MAIN, SUB)</u>	<u>Adjustment</u>
091 X 0204 000 - Undi sbursed Funds	\$52,500,000.00
091 2019 0603 000 - Undi sbursed Funds	-\$3,405,000.00
091 X 0603 000 - Undi sbursed Funds	\$3,405,000.00

- 5 Pursuant to Public Law # 116-159, 134 Stat. 719 Sec. 153, the balance for this account has been extended beyond the normal period of availability to liquidate obligations.
- 6 Represents capital transfer to miscellaneous receipts.
- 7 Includes \$7,229,745.75 which represents net borrowing from the Federal Financing Bank in lieu of issuance of agency debt.
- 8 Includes \$50,006,976.00 which represents borrowing from the U.S. Treasury.

Footnotes

Table 1 - Appropriations and Appropriation Transfers - Department of Education

AID	ATA	Period of Availability	MAIN	Net Appropriations and Appropriation Transfers	Appropriation Amount	Net Appropriation Transfers	AID Involved	ATA Involved	Period of Availability Involved	MAIN Involved	Amount From or To (-)
091		X	0203	5,000,000.00	0.00	5,000,000.00	091		20	0203	5,000,000.00
091		20	0203	125,000,000.00	130,000,000.00	-5,000,000.00	091		X	0203	-5,000,000.00
091		2021	0251	30,596,250,000.00	30,750,000,000.00	-153,750,000.00	014		2021	2106	-153,750,000.00
091		20	0400	789,930,597.00	791,000,000.00	-1,069,403.00	091	014	20	0400	-1,069,403.00
091		X	0603	3,405,000.00	0.00	3,405,000.00	091		20	0603	3,405,000.00
091		20	0603	236,613,000.00	240,018,000.00	-3,405,000.00	091		X	0603	-3,405,000.00
Total				31,756,198,597.00	31,911,018,000.00	-154,819,403.00					-154,819,403.00

This Page Left Blank Intentionally

Appropriations, Outlays, and Balances - Continued

Appropriation or Fund Account Title	Account Symbol				Balances, Beginning of Fiscal Year	Appropriations and Other Obligational Authority ¹	Transfers Borrowings and Investment (Net) ²	Outlays (Net)	Balances Withdrawn and Other Transactions ³	Balances, End of Fiscal Year	
	Period of Availability	ATA	AID	MAIN							SUB
<p align="center">Department of Energy</p> <p align="center">National Nuclear Security Administration</p> <p align="center">General Fund Accounts</p>											
<p>Weapons Activities, National Nuclear Security Administration, Energy Fund Resources:</p>											
Undisbursed Funds	2020-2021		089	0240	000	-----	107,660,000.00	-----	83,704,086.38	-----	23,955,913.62
	2019-2020					18,044,524.10	-----	-----	16,798,024.88	-----	1,246,499.22
	2018-2019					651,044.96	-----	-----	114,252.78	-----	536,792.18
	2017-2018					366,438.62	-----	-----	11,044.01	-----	355,394.61
	2016-2017					612,041.62	-----	-----	11,018.26	-----	601,023.36
	2015-2016					340,023.89	-----	-----	-----	-----	340,023.89
	2014-2015					99,590.90	-----	-----	-----	99,590.90	-----
	No Year					7,302,066,724.66	12,349,437,000.00	-----	11,383,423,233.17	-----	8,268,080,491.49
	Subtotal		089	0240	000	7,322,180,388.75	12,457,097,000.00	-----	11,484,061,659.48	99,590.90	8,295,116,138.37
<p>Defense Nuclear Nonproliferation, National Nuclear Security Administration, Energy Fund Resources:</p>											
Undisbursed Funds	No Year		089	0309	000	1,808,880,078.78	2,153,092,079.00	-----	2,047,988,439.82	-----	1,913,983,717.96
<p>Federal Salaries and Expenses, National Nuclear Security Administration, Energy Fund Resources:</p>											
Undisbursed Funds	2020-2021		089	0313	000	-----	434,699,000.00	-----	350,815,614.80	-----	83,883,385.20
	2019-2020					70,345,148.74	-----	-----	64,534,028.82	-----	5,811,119.92
	2018-2019					10,286,809.62	-----	-----	7,221,928.44	-----	3,064,881.18
	2017-2018					1,940,041.79	-----	-----	650,713.47	-----	1,289,328.32
	2016-2017					2,354,166.82	-----	-----	72,644.64	-----	2,281,522.18
	2015-2016					2,311,368.81	-----	-----	19,848.51	-----	2,291,520.30
	2014-2015					1,650,578.56	-----	-----	5,637.20	1,644,941.36	-----
	No Year					1,186,811.66	-----	-----	188,141.13	-----	998,670.53
	Subtotal		089	0313	000	90,074,926.00	434,699,000.00	-----	423,508,557.01	1,644,941.36	99,620,427.63
<p>Naval Reactors, National Nuclear Security Administration, Energy Fund Resources:</p>											
Undisbursed Funds	2020-2021		089	0314	000	-----	50,500,000.00	-----	44,315,952.51	-----	6,184,047.49
	2019-2020					6,275,001.37	-----	-----	5,087,462.79	-----	1,187,538.58
	2018-2019					903,508.77	-----	-----	470,064.17	-----	433,444.60
	2017-2018					387,156.05	-----	-----	2,109.68	-----	385,046.37
	2016-2017					570,129.78	-----	-----	1,518.75	-----	568,611.03
	2015-2016					292,280.41	-----	-----	225.05	-----	292,055.36
	2014-2015					93,825.15	-----	-----	-----	93,825.15	-----
	No Year					1,007,678,243.01	1,509,396,000.00	-----	1,432,455,622.47	-----	1,084,618,620.54
	Subtotal		089	0314	000	1,016,200,144.54	1,559,896,000.00	-----	1,482,332,955.42	93,825.15	1,093,669,363.97
Total, National Nuclear Security Administration						10,237,335,538.07	16,604,784,079.00	-----	15,437,891,611.73	1,838,357.41	11,402,389,647.93

Footnotes at End of Chapter

Appropriations, Outlays, and Balances - Continued

Appropriation or Fund Account Title	Account Symbol				Balances, Beginning of Fiscal Year	Appropriations and Other Obligational Authority ¹	Transfers Borrowings and Investment (Net) ²	Outlays (Net)	Balances Withdrawn and Other Transactions ³	Balances, End of Fiscal Year
	Period of Availability	ATA	AID	MAIN						
Environmental and Other Defense Activities										
General Fund Accounts										
Defense Environmental Restoration and Waste Management, Energy Fund Resources:										
Undisbursed Funds	No Year		089	0242	000	126,060.35	-----	-----	-----	126,060.35
Other Defense Activities, Environmental and Other Defense Activities, Energy Fund Resources:										
Undisbursed Funds	2020-2021		089	0243	000	-----	328,917,000.00	-----	193,151,377.76	135,765,622.24
	2019-2020					133,733,010.59	-----	-----	131,225,418.67	2,507,591.92
	2018-2019					22,166,521.20	-----	-----	16,705,505.89	5,461,015.31
	2017-2018					564,096.04	-----	-----	56,744.62	507,351.42
	2016-2017					1,094,521.48	-----	-----	4,585.88	1,089,935.60
	2015-2016					312,153.17	-----	-----	-----	312,153.17
	2014-2015					718,106.59	-----	-----	-----	718,106.59
	No Year					4 403,023,242.51	576,882,367.21	1,639,483.79	-----	403,935,148.12
	Subtotal		089	0243	000	561,611,651.58	905,799,367.21	1,639,483.79	918,753,578.21	718,106.59
Defense Nuclear Waste Disposal, Environmental and Other Defense Activities, Energy Fund Resources:										
Undisbursed Funds	No Year		089	0244	000	6,026,357.74	-----	-----	1,890,048.60	4,136,309.14
Defense Environmental Services, Energy Fund Resources:										
Undisbursed Funds	No Year		089	0249	000	9,449.56	-----	-----	-----	9,449.56
Defense Environmental Cleanup, Environmental and Other Defense Activities, Energy Fund Resources:										
Undisbursed Funds	2020-2021		089	0251	000	-----	281,119,000.00	-----	192,202,257.95	88,916,742.05
	2019-2020					90,673,326.27	-----	-----	83,257,476.09	7,415,850.18
	2018-2019					4,543,465.08	-----	-----	2,047,157.48	2,496,307.60
	2017-2018					986,649.35	-----	-----	88,444.89	898,204.46
	2016-2017					1,022,586.28	-----	-----	-4,973.60	1,027,559.88
	2015-2016					3,759,120.06	-----	-----	51,119.75	3,708,000.31
	2014-2015					815,921.56	-----	-----	-----	801,573.28
	No Year					3,113,063,226.68	5,972,786,000.00	-----	5,702,739,817.50	3,383,109,409.18
	Subtotal		089	0251	000	3,214,864,295.28	6,253,905,000.00	-----	5,980,395,648.34	801,573.28
Total, Environmental and Other Defense Activities						3,782,637,814.51	7,159,704,367.21	1,639,483.79	6,901,039,275.15	1,519,679.87
Energy Programs										
General Fund Accounts										
Title 17 Innovative Technology Loan Guarantee Program, Energy Programs, Energy Fund Resources:										
Undisbursed Funds	2020-2021		089	0208	000	-----	28,623,928.94	-----	-3,376,071.06	32,000,000.00
	2019-2020					32,962,070.79	-----	-----	22,697,157.82	10,264,912.97
	2018-2019					10,720,464.55	-----	-----	8,756,016.75	1,964,447.80

Footnotes at End of Chapter

Appropriations, Outlays, and Balances - Continued

Appropriation or Fund Account Title	Account Symbol				Balances, Beginning of Fiscal Year	Appropriations and Other Obligational Authority ¹	Transfers Borrowings and Investment (Net) ²	Outlays (Net)	Balances Withdrawn and Other Transactions ³	Balances, End of Fiscal Year
	Period of Availability	ATA	AID	MAIN						
	2017-2018				970,485.57	-----	-----	233,090.94	-----	737,394.63
	2016-2017				542,525.26	-----	-----	-122.11	-----	542,647.37
	2015-2016				1,428,694.23	-----	-----	-----	-----	1,428,694.23
	2014-2015				76,339.49	-----	-----	-----	76,339.49	-----
	No Year				160,952,798.91	65,197,697.20	-----	65,197,697.20	-----	160,952,798.91
	Subtotal	089	0208	000	207,653,378.80	93,821,626.14	-----	93,507,769.54	76,339.49	207,890,895.91
Title 17-Innovative Technology Loan Guarantee Program-Recovery Act, Energy Programs, Energy Fund Resources:										
Undisbursed Funds	No Year	089	0209	000	497,876,445.54	47,667,077.61	-----	47,667,077.61	-----	497,876,445.54
Salaries and Expenses, Federal Energy Regulatory Commission, Energy Fund Resources:										
Undisbursed Funds	No Year	089	0212	000	150,294,449.13	-----	-----	-8,143,772.93	-----	158,438,222.06
Fossil Energy Research and Development, Energy Programs, Energy Fund Resources:										
Undisbursed Funds	2020-2021	089	0213	000	-----	61,500,000.00	-----	41,551,480.59	-----	19,948,519.41
	2019-2020				20,196,864.46	-----	-----	18,604,391.47	-----	1,592,472.99
	2018-2019				1,859,798.07	-----	-----	1,676,627.75	-----	183,170.32
	2017-2018				160,719.42	-----	-----	28,939.37	-----	131,780.05
	2016-2017				851,148.36	-----	-----	13,099.25	-----	838,049.11
	2015-2016				711,579.09	-----	-----	10,454.68	-----	701,124.41
	2014-2015				243,156.76	-----	-----	2,697.01	240,459.75	-----
	No Year				1,226,510,272.76	673,364,060.00	-----	611,701,483.41	-----	1,288,172,849.35
	Subtotal	089	0213	000	1,250,533,538.92	734,864,060.00	-----	673,589,173.53	240,459.75	1,311,567,965.64
Energy Conservation, Energy Fund Resources:										
Undisbursed Funds	No Year	089	0215	000	12.11	-----	-----	-----	-----	12.11
Energy Information Administration, Energy Programs, Energy Fund Resources:										
Undisbursed Funds	No Year	089	0216	000	47,345,820.10	126,800,000.00	-----	129,028,904.32	-----	45,116,915.78
Strategic Petroleum Reserve, Energy Programs, Energy Fund Resources:										
Undisbursed Funds	No Year	089	0218	000	223,901,347.82	195,000,000.00	-----	212,914,887.46	-----	205,986,460.36
Naval Petroleum and Oil Shale Reserves, Energy Programs, Energy Fund Resources:										
Undisbursed Funds	No Year	089	0219	000	20,752,819.53	14,000,000.00	-----	17,522,029.46	-----	17,230,790.07
Science, Energy Programs, Energy Fund Resources:										
Undisbursed Funds	2020-2021	089	0222	000	-----	285,800,000.00	-----	219,362,468.20	-----	66,437,531.80
	2019-2020				44,415,306.72	-----	-----	48,170,204.43	-----	⁵ -3,754,897.71
	2018-2019				1,288,555.06	-----	-----	1,030,521.48	-----	258,033.58
	2017-2018				178,494.22	-----	-----	91,355.04	-----	87,139.18
	2016-2017				350,415.27	-----	-----	1,875.38	-----	348,539.89
	2015-2016				765,498.20	-----	-----	-139,928.00	-----	905,426.20
	2014-2015				292,290.76	-----	-----	-----	292,290.76	-----

Footnotes at End of Chapter

Appropriations, Outlays, and Balances - Continued

Appropriation or Fund Account Title	Account Symbol				Balances, Beginning of Fiscal Year	Appropriations and Other Obligational Authority ¹	Transfers Borrowings and Investment (Net) ²	Outlays (Net)	Balances Withdrawn and Other Transactions ³	Balances, End of Fiscal Year	
	Period of Availability	ATA	AID	MAIN							SUB
	No Year				6,649,542,580.67	6,947,395,759.93	1,005,882.07	5,788,332,456.58	-----	7,809,611,766.09	
	Subtotal		089	0222	000	6,696,833,140.90	7,233,195,759.93	1,005,882.07	6,056,848,953.11	292,290.76	7,873,893,539.03
Energy Supply, Energy Fund Resources:											
Undisbursed Funds	No Year		089	0224	000	5,446,174.54	-----	-----	-378,642.67	-----	5,824,817.21
SPR Petroleum Account, Energy Programs, Energy Fund Resources:											
Undisbursed Funds	No Year		089	0233	000	33,707,246.29	10,000,000.00	-----	10,319,491.71	-----	33,387,754.58
Clean Coal Technology, Energy Programs, Energy Fund Resources:											
Undisbursed Funds	No Year		089	0235	000	2,114,877.39	-----	-----	-----	-----	2,114,877.39
Non-Defense Environmental Cleanup, Energy Programs, Energy Fund Resources:											
Undisbursed Funds	No Year		089	0315	000	210,149,425.14	319,200,000.00	-----	252,438,698.46	-----	276,910,726.68
Electricity Delivery, Energy Programs, Energy Fund Resources:											
Undisbursed Funds	2020-2021		089	0318	000	-----	18,000,000.00	-----	6,287,832.17	-----	11,712,167.83
	2019-2020					10,359,157.98	-----	-----	10,110,677.74	-----	248,480.24
	2018-2019					352,553.59	-----	-----	303,240.01	-----	49,313.58
	2017-2018					23,096.07	-----	-----	3,558.90	-----	19,537.17
	2016-2017					137,733.16	-----	-----	5,497.12	-----	132,236.04
	2015-2016					86,681.47	-----	-----	-----	-----	86,681.47
	2014-2015					84,228.71	-----	-----	-----	84,228.71	-----
	No Year					307,090,046.53	167,069,323.00	-1,798,668.35	188,024,733.88	-----	284,335,967.30
	Subtotal		089	0318	000	318,133,497.51	185,069,323.00	-1,798,668.35	204,735,539.82	84,228.71	296,584,383.63
Nuclear Energy, Energy Programs, Energy Fund Resources:											
Undisbursed Funds	2020-2021		089	0319	000	-----	80,000,000.00	-----	52,093,792.62	-----	27,906,207.38
	2019-2020					24,343,408.42	-----	4,525,000.00	22,771,063.66	-----	6,097,344.76
	2018-2019					9,117,163.36	-----	-----	2,481,022.34	-----	6,636,141.02
	2017-2018					2,850,174.14	-----	-----	1,580,657.25	-----	1,269,516.89
	2016-2017					1,034,242.54	-----	-----	645,102.40	-----	389,140.14
	2015-2016					822,204.34	-----	-----	2,724.16	-----	819,480.18
	2014-2015					247,319.26	-----	-----	-----	247,319.26	-----
	No Year					1,160,644,586.98	1,479,622,925.00	-----	1,304,308,208.92	-----	1,335,959,303.06
	Subtotal		089	0319	000	1,199,059,099.04	1,559,622,925.00	4,525,000.00	1,383,882,571.35	247,319.26	1,379,077,133.43
Legacy Management, Energy Programs, Energy Fund Resources:											
Undisbursed Funds	No Year		089	0320	000	122,746.79	-----	-122,746.79	-----	-----	-----
Energy Efficiency and Renewable Energy, Energy Programs, Energy Fund Resources:											
Undisbursed Funds	2020-2021		089	0321	000	-----	165,000,000.00	-----	107,838,426.40	-----	57,161,573.60
	2019-2020					45,197,363.79	-----	-----	37,339,754.03	-----	7,857,609.76
	2018-2019					7,173,350.74	-----	-----	6,576,416.36	-----	596,934.38

Footnotes at End of Chapter

Appropriations, Outlays, and Balances - Continued

Appropriation or Fund Account Title	Account Symbol				Balances, Beginning of Fiscal Year	Appropriations and Other Obligational Authority ¹	Transfers Borrowings and Investment (Net) ²	Outlays (Net)	Balances Withdrawn and Other Transactions ³	Balances, End of Fiscal Year
	Period of Availability	ATA	AID	MAIN SUB						
	2017-2018				1,319,880.20	-----	-----	151,738.01	-----	1,168,142.19
	2016-2017				2,746,401.55	-----	-----	-15,364.25	-----	2,761,765.80
	2015-2016				2,149,627.34	-----	-----	-4,068.24	-----	2,153,695.58
	2014-2015				342,832.30	-----	-----	-----	342,832.30	-----
	No Year				4,061,822,302.73	2,534,507,172.07	-1,005,882.07	1,886,842,169.55	-----	4,708,481,423.18
	Subtotal		089	0321	4,120,751,758.65	2,699,507,172.07	-1,005,882.07	2,038,729,071.86	342,832.30	4,780,181,144.49
Advanced Technology Vehicles Manufacturing Loan Program Account, Energy Programs, Energy Fund Resources:										
Undisbursed Funds	2020-2021		089	0322	-----	5,000,000.00	-----	-----	-----	5,000,000.00
	2019-2020				4,993,398.17	-----	-----	3,036,426.49	-----	1,956,971.68
	2018-2019				2,689,439.72	-----	-----	1,237,558.77	-----	1,451,880.95
	2017-2018				51,320.15	-----	-----	9,778.25	-----	41,541.90
	2016-2017				287,450.14	-----	-----	30,537.56	-----	256,912.58
	2015-2016				480,693.47	-----	-----	-----	-----	480,693.47
	2014-2015				86,049.07	-----	-----	-----	86,049.07	-----
	No Year				4,333,677,432.12	-----	-----	24,578.87	-----	4,333,652,853.25
	Subtotal		089	0322	4,342,265,782.84	5,000,000.00	-----	4,338,879.94	86,049.07	4,342,840,853.83
Advanced Research Projects Agency-Energy, Energy Programs, Energy Fund Resources:										
Undisbursed Funds	2020-2021		089	0337	-----	35,000,000.00	-----	22,598,967.27	-----	12,401,032.73
	2019-2020				11,572,482.33	-----	-----	11,404,328.36	-----	168,153.97
	2018-2019				468,146.07	-----	-----	96,256.26	-----	371,889.81
	2017-2018				13,744.78	-----	-----	2,698.25	-----	11,046.53
	2016-2017				25,500.00	-----	-----	-----	-----	25,500.00
	2015-2016				160,429.15	-----	-----	-----	-----	160,429.15
	2014-2015				133,128.83	-----	-----	7,223.18	125,905.65	-----
	No Year				965,215,421.75	390,000,000.00	-----	235,668,183.86	-----	1,119,547,237.89
	Subtotal		089	0337	977,588,852.91	425,000,000.00	-----	269,777,657.18	125,905.65	1,132,685,290.08
Office of Indian Energy Policy and Programs, Energy Programs, Energy Fund Resources:										
Undisbursed Funds	2020-2021		089	0342	-----	5,000,000.00	-----	694,418.56	-----	4,305,581.44
	2019-2020				4,313,761.90	-----	-----	2,205,274.81	-----	2,108,487.09
	No Year				12,954,087.14	17,000,000.00	-----	4,349,426.40	-----	25,604,660.74
	Subtotal		089	0342	17,267,849.04	22,000,000.00	-----	7,249,119.77	-----	32,018,729.27
Tribal Energy Loan Guarantee Program, Energy Programs, Energy Fund Resources:										
Undisbursed Funds	2020-2021		089	0350	-----	2,000,000.00	-----	-----	-----	2,000,000.00
	2019-2020				993,477.38	-----	-----	316,844.65	-----	676,632.73
	2018-2019				621,341.56	-----	-----	142,258.79	-----	479,082.77
	No Year				8,939,453.80	-----	-----	-----	-----	8,939,453.80
	Subtotal		089	0350	10,554,272.74	2,000,000.00	-----	459,103.44	-----	12,095,169.30

Footnotes at End of Chapter

Appropriations, Outlays, and Balances - Continued

Appropriation or Fund Account Title	Account Symbol				Balances, Beginning of Fiscal Year	Appropriations and Other Obligational Authority ¹	Transfers Borrowings and Investment (Net) ²	Outlays (Net)	Balances Withdrawn and Other Transactions ³	Balances, End of Fiscal Year	
	Period of Availability	ATA	AID	MAIN							SUB
Cybersecurity, Energy Security, and Emergency Response, Energy Programs, Energy Fund Resources:											
Undisbursed Funds	2020-2021		089	2250	000	----- 13,000,000.00	----- -----	6,041,173.09	----- -----	6,958,826.91	
	2019-2020					5,983,516.98	----- -----	5,365,103.65	----- -----	618,413.33	
	No Year					100,500,404.02	141,828,681.00	1,798,668.35	----- -----	192,530,864.71	
	Subtotal		089	2250	000	106,483,921.00	154,828,681.00	1,798,668.35	----- -----	200,108,104.95	
Special Fund Accounts											
Payment to States Under Federal Power Act, Energy Fund Resources:											
Undisbursed Funds	No Year		089	5105	000	4,404,468.68	3,164,610.12	----- -----	4,404,468.68	----- -----	3,164,610.12
Nuclear Waste Disposal Fund, Energy Programs, Energy Fund Resources:											
Undisbursed Funds	No Year		089	5227	000	1,922,941.15	1,740,460,074.12	-1,738,340,179.00	1,619,745.88	----- -----	2,423,090.39
Unrealized Discount on Investments						-160,106,116.00	----- -----	-1,473,283.60	----- -----	-161,579,399.60	
Unamortized Premium and Discount						-13,423,382,827.86	----- -----	1,096,358,100.79	----- -----	-12,327,024,727.07	
Investments in US Treasury Securities						54,022,144,927.88	----- -----	643,455,361.81	----- -----	54,665,600,289.69	
	Subtotal		089	5227	000	40,440,578,925.17	1,740,460,074.12	----- -----	1,619,745.88	----- -----	42,179,419,253.41
Uranium Enrichment Decontamination and Decommissioning Fund, Energy Programs, Energy Fund Resources:											
Undisbursed Funds	No Year		089	5231	000	21,819,322.37	36,024,789.54	828,927,329.10	856,964,048.52	----- -----	29,807,392.49
Unrealized Discount on Investments						-8,504,202.15	----- -----	8,209,670.90	----- -----	-294,531.25	
Investments in US Treasury Securities						1,688,584,000.00	----- -----	-837,137,000.00	----- -----	851,447,000.00	
	Subtotal		089	5231	000	1,701,899,120.22	36,024,789.54	----- -----	856,964,048.52	----- -----	880,959,861.24
Northeast Home Heating Oil Reserve, Energy Fund Resources:											
Undisbursed Funds	No Year		089	5369	000	6,836,636.87	10,000,000.00	----- -----	7,323,910.95	----- -----	⁶ 51,277.50 9,461,448.42
Ultra-Deepwater and Unconventional Natural Gas and Other Petroleum Research Fund, Energy Fund Resources:											
Undisbursed Funds	No Year		089	5523	000	7,158,013.00	----- -----	----- -----	8,820.66	----- -----	7,149,192.34
Energy Security and Infrastructure Modernization Fund Fund Resources:											
Undisbursed Funds	No Year		089	5615	000	835,011,782.75	----- -----	----- -----	90,897,505.41	----- -----	744,114,277.34
Public Enterprise Funds											
Expenses, Isotope Production and Distribution Program Fund, Energy Fund Resources:											
Undisbursed Funds	No Year		089	4180	000	118,673,906.33	----- -----	----- -----	-13,583,475.16	----- -----	132,257,381.49
Trust Fund Accounts											
Advances for Cooperative Work, Departmental Operations, Energy Fund Resources:											
Undisbursed Funds	No Year		089	8575	000	183,371.88	----- -----	----- -----	114,904.31	----- -----	68,467.57
Total, Energy Programs						63,553,582,681.63	15,617,226,098.53	4,402,253.21	12,405,239,607.61	1,546,702.49	66,768,424,723.27

Footnotes at End of Chapter

Appropriations, Outlays, and Balances - Continued

Appropriation or Fund Account Title	Account Symbol					Balances, Beginning of Fiscal Year	Appropriations and Other Obligational Authority ¹	Transfers Borrowings and Investment (Net) ²	Outlays (Net)	Balances Withdrawn and Other Transactions ³	Balances, End of Fiscal Year
	Period of Availability	ATA	AID	MAIN	SUB						
Power Marketing Administration											
General Fund Accounts											
Operation and Maintenance, Southeastern Power Administration, Power Marketing Administration, Energy Fund Resources: Undisbursed Funds	No Year		089	0302	000	22,757,180.07	-----	-----	-1,063,792.86	-----	23,820,972.93
Operation and Maintenance, Southwestern Power Administration, Power Marketing Administration, Energy Fund Resources: Undisbursed Funds	No Year		089	0303	000	207,960,441.46	10,400,000.00	-----	-41,707,800.76	-----	260,068,242.22
Operation and Maintenance, Alaska Power Administration, Power Marketing Administration, Energy Fund Resources: Undisbursed Funds	No Year		089	0304	000	300,006.00	-----	-----	-----	-----	300,006.00
Special Fund Accounts											
Construction, Rehabilitation, Operation, and Maintenance, Western Area Power Administration, Power Marketing Administration, Energy Fund Resources: Undisbursed Funds	No Year		089	5068	000	925,525,382.88	89,372,000.00	-----	78,687,541.97	176,000.00	936,033,840.91
Emergency Fund, Western Area Power Administration, Power Marketing Administration, Energy Fund Resources: Undisbursed Funds	No Year		089	5069	000	500,000.00	-----	-----	-----	-----	500,000.00
Falcon and Amistad Operating and Maintenance Fund, Energy Fund Resources: Undisbursed Funds	No Year		089	5178	000	8,033,493.95	228,000.00	-----	775,271.86	-----	7,486,222.09
Continuing Fund, Southwestern Power Administration, Power Marketing Administration, Energy Fund Resources: Undisbursed Funds	No Year		089	5649	000	300,000.00	-----	-----	-----	-----	300,000.00
Continuing Fund, Southeastern Power Administration, Power Marketing Administration, Energy Fund Resources: Undisbursed Funds	No Year		089	5653	000	50,000.00	-----	-----	-----	-----	50,000.00
Public Enterprise Funds											
Bonneville Power Administration Fund, Power Marketing Administration, Energy Fund Resources: Undisbursed Funds	No Year		089	4045	000	63,088,596.02	-379,894,767.41	⁷ 15,000,000.00	-337,686,662.70	-----	35,880,491.31
Transfer To: Corps of Engineers	No Year	096	089	4045	000	21,004,512.06	379,633,612.41	-----	381,357,055.41	-----	19,281,069.06
Investments in US Treasury Securities						137,000,000.00	-----	354,000,000.00	-----	-----	491,000,000.00
Authority to Borrow from the Treasury						-----	765,000,000.00	-765,000,000.00	-----	-----	-----
Unfunded Contract Authority						2,850,490,090.18	⁸ 2,518,932,568.59	-----	-----	2,850,490,090.18	2,518,932,568.59
Subtotal			089	4045	000	3,071,583,198.26	3,283,671,413.59	-396,000,000.00	43,670,392.71	2,850,490,090.18	3,065,094,128.96

Footnotes at End of Chapter

Appropriations, Outlays, and Balances - Continued

Appropriation or Fund Account Title	Account Symbol				Balances, Beginning of Fiscal Year	Appropriations and Other Obligational Authority ¹	Transfers Borrowings and Investment (Net) ²	Outlays (Net)	Balances Withdrawn and Other Transactions ³	Balances, End of Fiscal Year
	Period of Availability	ATA	AID	MAIN						
Western Area Power Administration, Borrowing Authority - Recovery Act, Energy Fund Resources:										
Undisbursed Funds	No Year		089	4404	18,397,176.07	-----	-----	-594,955.24	-----	18,992,131.31
Authority to Borrow from the Treasury					14,790,479.76	-----	-----	-----	-----	14,790,479.76
Subtotal			089	4404	33,187,655.83	-----	-----	-594,955.24	-----	33,782,611.07
Colorado River Basins Power Marketing Fund, Western Area Power Administration, Power Marketing Administration, Energy Fund Resources:										
Undisbursed Funds	No Year		089	4452	206,261,081.66	-21,400,000.00	-----	-8,712,158.62	-----	193,573,240.28
Total, Power Marketing Administration					4,476,458,440.11	3,362,271,413.59	-396,000,000.00	71,054,499.06	2,850,666,090.18	4,521,009,264.46
Departmental Administration										
General Fund Accounts										
Departmental Administration, Energy Programs, Energy Fund Resources:										
Undisbursed Funds	2018-2023		089	0228	-----	-----	-----	-485,015.23	-----	485,015.23
	2017-2022				6,185,088.92	-----	-----	2,036,668.96	-----	4,148,419.96
	2020-2021				-----	201,587,486.40	-----	80,584,611.26	-----	121,002,875.14
	2016-2021				339,555.51	-----	-----	-1,864,101.76	-----	2,203,657.27
	2019-2020				112,360,324.83	-----	4,905,000.00	69,604,097.03	-----	47,661,227.80
	2015-2020				-----	-----	-----	-1,830,260.77	-----	1,830,260.77
	2018-2019				46,576,428.31	-----	-----	20,130,740.97	-----	26,445,687.34
	2014-2019				209,201.30	-----	-----	209,201.30	-----	-----
	2017-2018				4,115,481.34	-----	-----	872,685.06	-----	3,242,796.28
	2016-2017				15,615,355.70	-----	-----	3,296,938.72	-----	12,318,416.98
	2015-2016				24,761,918.01	-----	-----	3,740,623.59	-----	21,021,294.42
	2014-2015				20,548,197.12	-----	-----	111,933.03	20,436,264.09	-----
	No Year				15,635,014.89	-----	-----	260,582.10	-----	15,374,432.79
Subtotal			089	0228	246,346,565.93	201,587,486.40	4,905,000.00	176,668,704.26	20,436,264.09	255,734,083.98
Expenses, Office of the Inspector General, Energy Programs, Energy Fund Resources:										
Undisbursed Funds	2020-2021		089	0236	-----	54,215,000.00	-----	44,065,112.74	-----	10,149,887.26
	2019-2020				8,607,289.92	-----	-----	8,385,749.82	-----	221,540.10
	2018-2019				222,700.57	-----	-----	13,283.65	-----	209,416.92
	2017-2018				93,170.67	-----	-----	2,905.83	-----	90,264.84
	2016-2017				131,019.61	-----	-----	20,132.61	-----	110,887.00
	2015-2016				60,718.10	-----	-----	-----	-----	60,718.10
	2014-2015				18,389.90	-----	-----	-----	18,389.90	-----
	No Year				5,197.06	-----	-----	-----	-----	5,197.06
Subtotal			089	0236	9,138,485.83	54,215,000.00	-----	52,487,184.65	18,389.90	10,847,911.28
Intragovernmental Funds										

Footnotes at End of Chapter

Appropriations, Outlays, and Balances - Continued

Appropriation or Fund Account Title	Account Symbol				Balances, Beginning of Fiscal Year	Appropriations and Other Obligational Authority ¹	Transfers Borrowings and Investment (Net) ²	Outlays (Net)	Balances Withdrawn and Other Transactions ³	Balances, End of Fiscal Year	
	Period of Availability	ATA	AID	MAIN							SUB
Working Capital Fund, Departmental Administration, Energy Fund Resources: Undisbursed Funds	No Year		089	4563	000	176,165,282.55	-----	-----	-30,642,812.70	-----	206,808,095.25
Trust Fund Accounts											
Gifts and Donations, Energy Fund Resources: Undisbursed Funds	No Year		089	8576	000	60,458.88	39,375.00	-----	27,682.35	-----	72,151.53
Total, Departmental Administration						431,710,793.19	255,841,861.40	4,905,000.00	198,540,758.56	20,454,653.99	473,462,242.04
Deductions for Offsetting Receipts											
Proprietary Receipts from the Public						-----	-1,346,202,104.63	-----	-1,346,202,104.63	-----	-----
Intrabudgetary Receipts Deducted by Agency						-----	-1,609,298,477.43	-----	-1,609,298,477.43	-----	-----
Offsetting Governmental Receipts						-----	-12,598,353.76	-----	-12,598,353.76	-----	-----
Total, Offsetting Receipts						-----	-2,968,098,935.82	-----	-2,968,098,935.82	-----	-----
Total, Department of Energy						82,481,725,267.51	40,031,728,883.91	-385,053,263.00	32,045,666,816.29	2,876,025,483.94	87,206,708,588.19
Memorandum											
Financing Accounts											
Public Enterprise Funds											
Title 17 Innovative Technology Direct Loan Financing Account, Energy Fund Resources: Undisbursed Funds	No Year		089	4455	000	2,157,745.23	-----	^{9,10} 1,812,815,086.09	1,788,445,282.76	-----	26,527,548.56
Authority to Borrow from the Treasury						4,404,698,290.78	93,797,171.70	-2,019,936,641.61	-----	48,400,439.66	2,430,158,381.21
Subtotal			089	4455	000	4,406,856,036.01	93,797,171.70	-207,121,555.52	1,788,445,282.76	48,400,439.66	2,456,685,929.77
Title 17 Innovative Technology Guaranteed Loan Financing Account - Recovery Act, Energy Programs, Energy Fund Resources: Undisbursed Funds	No Year		089	4486	000	125,886,589.78	-----	-----	-58,373,590.40	-----	184,260,180.18
Intragovernmental Funds											
Title 17 Innovative Technology Direct Loan Financing Account - Recovery Act, Energy Programs, Energy Fund Resources: Undisbursed Funds	No Year		089	4576	000	819,024,229.35	-----	^{11,12} -217,231,198.05	-232,007,915.99	-----	833,800,947.29
Authority to Borrow from the Treasury						-----	1,336,522.53	-400,089.40	-----	936,433.13	-----
Subtotal			089	4576	000	819,024,229.35	1,336,522.53	-217,631,287.45	-232,007,915.99	936,433.13	833,800,947.29
Advanced Technology Vehicles Manufacturing Direct Loan Financing Account, Energy Fund Resources: Undisbursed Funds	No Year		089	4579	000	67,592,824.57	-----	^{13,14} -410,258,407.51	-373,389,172.70	⁶ 10,606,930.00	20,116,659.76
Authority to Borrow from the Treasury						-----	183,111,137.18	-180,695,364.63	-----	2,415,772.55	-----
Subtotal			089	4579	000	67,592,824.57	183,111,137.18	-590,953,772.14	-373,389,172.70	13,022,702.55	20,116,659.76
Total, Financing Accounts						5,419,359,679.71	278,244,831.41	-1,015,706,615.11	1,124,674,603.67	62,359,575.34	3,494,863,717.00

Footnotes at End of Chapter

Appropriations, Outlays, and Balances - Continued

Footnotes

- 1 The amounts in this column, unless otherwise footnoted, represent appropriations, increases and rescissions in borrowing authority or new contract authority. Appropriation accounts with appropriation transfer activity are presented in Table 1 (Appropriations and Appropriation Transfers) at the end of this chapter.
- 2 The amounts in this column, unless otherwise footnoted, represent transfers - other than appropriation transfers, borrowings (gross), investments (net), unrealized discounts or funds held outside the Treasury.
- 3 The amounts in this column, unless otherwise footnoted, represent obligated balances canceled for fiscal year 2015 pursuant to 31 U.S.C. 1553 and adjustments to borrowing and contract authority.
- 4 The opening balance(s) of the following account(s) have been adjusted during the current fiscal year and do not agree with last year's closing balance(s):

Account Symbol: (ATA, AID, POA, MAIN, SUB)

Adjustment

089 X 0243 000 - Undi sbursed Funds

-\$121, 611. 36

- 5 Subject to disposition by the administrative agency.
- 6 Represents capital transfer to miscellaneous receipts.
- 7 Includes \$171,000,000.00 which represents net repayment of borrowing from the U.S. Treasury.
- 8 Represents new contract authority.
- 9 Includes \$408,924,397.53 which represents net borrowing from the Federal Financing Bank in lieu of issuance of agency debt.
- 10 Includes \$18,398,307.98 which represents net repayment of borrowing from the U.S. Treasury.
- 11 Includes \$67,902,173.18 which represents repayment of borrowing from the Federal Financing Bank in lieu of issuance of agency debt.
- 12 Includes \$915,727.50 which represents repayment of borrowing from the U.S. Treasury.
- 13 Includes \$295,352,078.52 which represents repayment of borrowing from the Federal Financing Bank in lieu of issuance of agency debt.
- 14 Includes \$180,445,749.53 which represents net borrowing from the U.S. Treasury.

Footnotes

Table 1 - Appropriations and Appropriation Transfers - Department of Energy

AID	ATA	Period of Availability	MAIN	Net Appropriations and Appropriation Transfers	Appropriation Amount	Net Appropriation Transfers	AID Involved	ATA Involved	Period of Availability Involved	MAIN Involved	Amount From or To (-)
089		X	0213	673,364,060.00	688,500,000.00	-15,135,940.00	089		X	0222	-15,135,940.00
089		X	0222	6,947,395,759.93	6,813,700,000.00	133,695,759.93	089		X	0213	15,135,940.00
							089		X	0251	1,095,000.00
							089		X	0309	11,307,921.00
							089		X	0318	4,930,677.00
							089		X	0319	22,285,075.00
							089		X	0321	77,769,827.93
							089		X	2250	1,171,319.00
089		X	0251	5,972,786,000.00	5,973,881,000.00	-1,095,000.00	089		X	0222	-1,095,000.00
089		X	0309	2,153,092,079.00	2,164,400,000.00	-11,307,921.00	089		X	0222	-11,307,921.00
089		X	0314	1,509,396,000.00	1,597,896,000.00	-88,500,000.00	089		X	0319	-88,500,000.00
089		X	0318	167,069,323.00	172,000,000.00	-4,930,677.00	089		X	0222	-4,930,677.00
089		X	0319	1,479,622,925.00	1,413,408,000.00	66,214,925.00	089		X	0222	-22,285,075.00
							089		X	0314	88,500,000.00
089		X	0321	2,534,507,172.07	2,612,277,000.00	-77,769,827.93	089		X	0222	-77,769,827.93
089		X	2250	141,828,681.00	143,000,000.00	-1,171,319.00	089		X	0222	-1,171,319.00
089		X	4045	-379,894,767.41	0.00	-379,894,767.41	096		X	3123	-261,155.00
							089	096	X	4045	-379,633,612.41
089		X	4452	-21,400,000.00	0.00	-21,400,000.00	014		X	4081	-21,400,000.00
089		X	5227	-3,600,000.00	0.00	-3,600,000.00	431		2021	0500	-3,600,000.00
089	096	X	4045	379,633,612.41	0.00	379,633,612.41	089		X	4045	379,633,612.41
Total				21,553,800,845.00	21,579,062,000.00	-25,261,155.00					-25,261,155.00

This Page Left Blank Intentionally

Appropriations, Outlays, and Balances - Continued

Appropriation or Fund Account Title	Account Symbol				Balances, Beginning of Fiscal Year	Appropriations and Other Obligational Authority ¹	Transfers Borrowings and Investment (Net) ²	Outlays (Net)	Balances Withdrawn and Other Transactions ³	Balances, End of Fiscal Year	
	Period of Availability	ATA	AID	MAIN							SUB
Department of Health and Human Services											
Food and Drug Administration											
General Fund Accounts											
Payment to the FDA Innovation Account, CURES Act, Food and Drug Administration, Health and Human Services Fund Resources:											
Undisbursed Funds	2020		075	0148	000	-----	75,000,000.00	-----	75,000,000.00	-----	-----
Salaries and Expenses, Food and Drug Administration, Health and Human Services Fund Resources:											
Undisbursed Funds	2020-2022		075	0600	000	-----	-----	-----	-458,333.30	-----	458,333.30
	2019-2021					465,613.39	-----	-----	136,160.11	-----	329,453.28
	2020					-----	3,158,178,000.00	-245,000.00	2,194,334,320.04	-----	963,598,679.96
	2018-2020					351,658.28	-----	-----	351,658.28	-----	-----
	2019					938,899,646.19	-----	245,000.00	663,779,198.09	-----	275,365,448.10
	2018					220,466,472.52	-----	-----	126,993,771.69	-----	93,472,700.83
	2017					105,569,452.88	-----	-----	28,487,147.27	-----	77,082,305.61
	2016					62,763,475.84	-----	-----	10,471,071.95	-----	52,292,403.89
	2015					55,866,911.22	-----	-54,000,000.00	218,915.47	1,647,995.75	-----
	No Year					3,270,721,974.77	163,000,000.00	-----	-169,536,127.88	-----	3,603,258,102.65
Funds Held Outside the Treasury											
	2020					-----	-----	245,000.00	-----	-----	245,000.00
	2019					245,000.00	-----	-245,000.00	-----	-----	-----
	Subtotal		075	0600	000	4,655,350,205.09	3,321,178,000.00	-54,000,000.00	2,854,777,781.72	1,647,995.75	5,066,102,427.62
Buildings and Facilities, Food and Drug Administration, Health and Human Services Fund Resources:											
Undisbursed Funds	No Year		075	0603	000	33,616,729.53	31,788,000.00	-----	6,458,423.57	-----	58,946,305.96
Special Fund Accounts											
Cooperative Research and Development Agreements, Food and Drug Administration, Health and Human Services Fund Resources:											
Undisbursed Funds	No Year		075	5148	000	5,440,804.14	3,102,055.40	-----	1,057,623.94	-----	7,485,235.60
FDA Innovation, CURES Act, Food and Drug Administration, Health and Human Services Fund Resources:											
Undisbursed Funds	No Year		075	5629	000	80,432,424.79	75,000,000.00	-----	58,501,407.39	-----	96,931,017.40
Public Enterprise Funds											
Revolving Fund for Certification and Other Services, Food and Drug Administration, Health and Human Services Fund Resources:											
Undisbursed Funds	No Year		075	4309	000	7,642,929.87	-----	-----	-260,859.12	-----	7,903,788.99
Intragovernmental Funds											
FDA Working Capital Fund, Food and Drug Administration, Health and											

Footnotes at End of Chapter

Appropriations, Outlays, and Balances - Continued

Appropriation or Fund Account Title	Account Symbol				Balances, Beginning of Fiscal Year	Appropriations and Other Obligational Authority ¹	Transfers Borrowings and Investment (Net) ²	Outlays (Net)	Balances Withdrawn and Other Transactions ³	Balances, End of Fiscal Year	
	Period of Availability	ATA	AID	MAIN							SUB
Human Services Fund Resources: Undisbursed Funds	No Year		075	4613	000	237,704,006.34	-----	-----	-31,508,197.05	-----	269,212,203.39
Total, Food and Drug Administration						5,020,187,099.76	3,506,068,055.40	-54,000,000.00	2,964,026,180.45	1,647,995.75	5,506,580,978.96
Health Resources and Services Administration											
General Fund Accounts											
Vaccine Injury Compensation, Health Resources and Services Administration, Health and Human Services Fund Resources: Undisbursed Funds	No Year		075	0320	000	34,577,999.83	-----	-----	-606,850.19	-----	35,184,850.02
Maternal, Infant, and Early Childhood Home Visiting Programs, Health Resources and Services Administration, Health and Human Services Fund Resources: Undisbursed Funds	No Year		075	0321	000	783,500,770.33	376,400,000.00	-----	388,869,631.24	-----	771,031,139.09
Free Clinics Malpractice Claims Fund, Health Resources and Service Administration, Health and Human Services Fund Resources: Undisbursed Funds	No Year		075	0330	000	2,705,228.60	1,000,000.00	-----	270,069.92	-----	3,435,158.68
Covered Countermeasure Process Fund, Health Resources and Services Administration, Health and Human Services Fund Resources: Undisbursed Funds	2015-2019		075	0343	000	12,126.76	-----	-----	12,126.76	-----	-----
	No Year					2,058,588.94	612,000.00	1,665,897.00	1,916,799.77	-----	2,419,686.17
	Subtotal		075	0343	000	2,070,715.70	612,000.00	1,665,897.00	1,928,926.53	-----	2,419,686.17
Health Resources and Services, Health Resources and Services Administration, Health and Human Services Fund Resources: Undisbursed Funds	2020-2021		075	0350	000	-----	-----	-----	-71,770,874.97	-----	71,770,874.97
	2019-2020					19,321,974.23	-----	-----	9,320,731.29	-----	10,001,242.94
	2018-2019					16,044,742.17	-----	-----	15,067,705.13	-----	977,037.04
	2017-2018					5,557,981.10	-----	-----	-----	-----	5,557,981.10
	2016-2017					230,623.58	-----	-----	-----	-----	230,623.58
	2015-2016					570,538.78	-----	-----	-----	-----	570,538.78
	2014-2015					957,729.34	-----	-----	957,729.34	-----	-----
	No Year					14,590,097.45	6,000,000.00	-707,547.71	7,139,452.12	-----	12,743,097.62
	Subtotal		075	0350	000	57,273,686.65	6,000,000.00	-707,547.71	-39,285,257.09	-----	101,851,396.03
Primary Health Care Access, Health Resources and Services Administration, Health and Human Services Fund Resources: Undisbursed Funds	2011-2015		075	0352	000	3,646,727.28	-----	-----	-----	3,646,727.28	-----
	No Year					429,889,955.47	436,500,000.00	-----	409,576,418.67	-----	456,813,536.80
	Subtotal		075	0352	000	433,536,682.75	436,500,000.00	-----	409,576,418.67	3,646,727.28	456,813,536.80
Health Workforce, Health Resources and Services Administration, Health and Human Services Fund Resources: Undisbursed Funds	2020-2021		075	0353	000	-----	138,916,000.00	-----	5,573,570.35	-----	133,342,429.65
	2020					-----	885,590,000.00	-----	353,557,741.01	-----	532,032,258.99

Footnotes at End of Chapter

Appropriations, Outlays, and Balances - Continued

Appropriation or Fund Account Title	Account Symbol				Balances, Beginning of Fiscal Year	Appropriations and Other Obligational Authority ¹	Transfers Borrowings and Investment (Net) ²	Outlays (Net)	Balances Withdrawn and Other Transactions ³	Balances, End of Fiscal Year	
	Period of Availability	ATA	AID	MAIN							SUB
	2019				607,353,006.10	-----	-----	387,632,561.02	-----	219,720,445.08	
	2018-2019				70,705,367.88	-----	-----	35,083,222.45	-----	35,622,145.43	
	2018				142,197,953.77	-----	-----	121,813,682.04	-----	20,384,271.73	
	2017				23,730,164.47	-----	-----	7,576,051.91	-----	16,154,112.56	
	2016				17,853,978.63	-----	-----	1,730,600.07	-----	16,123,378.56	
	2015				16,690,896.16	-----	-16,080,243.11	60,653.05	550,000.00	-----	
	No Year				299,621,026.75	170,000,000.00	707,547.71	115,992,750.78	-----	354,335,823.68	
	Subtotal		075	0353	000	1,178,152,393.76	1,194,506,000.00	-15,372,695.40	1,029,020,832.68	550,000.00	1,327,714,865.68
Maternal and Child Health, Health Resources and Services Administration, Health and Human Services Fund Resources:											
Undisbursed Funds	2018-2022		075	0354	000	7,609,473.40	-----	-----	5,623,023.84	-----	1,986,449.56
	2020				-----	943,784,000.00	-----	279,947,339.15	-----	663,836,660.85	
	2019				637,766,815.89	-----	-----	513,490,104.30	-----	124,276,711.59	
	2018				95,000,291.04	-----	-----	87,145,075.08	-----	7,855,215.96	
	2017-2018				12,886,983.65	-----	-----	4,098,249.75	-----	8,788,733.90	
	2017				7,177,271.40	-----	-----	2,793,103.87	-----	4,384,167.53	
	2016				6,193,210.41	-----	-----	115,581.49	-----	6,077,628.92	
	2015				4,989,368.58	-----	-4,659,443.81	4,075.27	325,849.50	-----	
	Subtotal		075	0354	000	771,623,414.37	943,784,000.00	-4,659,443.81	893,216,552.75	325,849.50	817,205,568.31
Ryan White HIV/AIDS Program, Health Resources and Services Administration, Health and Human Services Fund Resources:											
Undisbursed Funds	2020-2022		075	0356	000	-----	2,060,881,000.00	-----	546,620,319.34	-----	1,514,260,680.66
	2019-2021				1,417,800,831.81	-----	-----	1,217,852,848.55	-----	199,947,983.26	
	2020				-----	347,900,000.00	-----	76,303,019.60	-----	271,596,980.40	
	2018-2020				188,719,344.25	-----	-----	166,832,132.51	-----	21,887,211.74	
	2019				265,726,869.14	-----	-----	216,392,900.19	-----	49,333,968.95	
	2017-2019				49,738,983.27	-----	-----	38,217,627.57	-----	11,521,355.70	
	2018				48,263,005.25	-----	-----	37,894,523.02	-----	10,368,482.23	
	2016-2018				34,619,062.73	-----	-----	1,768,921.92	-----	32,850,140.81	
	2017				11,485,228.68	-----	-----	4,111,266.26	-----	7,373,962.42	
	2015-2017				38,741,864.94	-----	-----	17,254.36	-----	38,724,610.58	
	2016				6,053,322.53	-----	-----	655,734.64	-----	5,397,587.89	
	2014-2016				45,307,207.08	-----	-----	178,573.00	-----	45,128,634.08	
	2015				4,168,374.46	-----	-3,958,290.64	60,083.82	150,000.00	-----	
	2013-2015				10,593,956.84	-----	-10,143,956.84	-----	450,000.00	-----	
	No Year				-----	70,000,000.00	-----	2,522,449.03	-----	67,477,550.97	
	Subtotal		075	0356	000	2,121,218,050.98	2,478,781,000.00	-14,102,247.48	2,309,427,653.81	600,000.00	2,275,869,149.69
Health Care Systems, Health Resources and Services Administration, Health and Human Services Fund Resources:											
Undisbursed Funds	2020-2022		075	0357	000	-----	5,000,000.00	-----	1,166,072.97	-----	3,833,927.03
	2020				-----	123,471,000.00	-----	20,406,227.21	-----	103,064,772.79	

Footnotes at End of Chapter

Appropriations, Outlays, and Balances - Continued

Appropriation or Fund Account Title	Account Symbol				Balances, Beginning of Fiscal Year	Appropriations and Other Obligational Authority ¹	Transfers Borrowings and Investment (Net) ²	Outlays (Net)	Balances Withdrawn and Other Transactions ³	Balances, End of Fiscal Year	
	Period of Availability	ATA	AID	MAIN							SUB
	2019				96,605,970.01	-----	-----	66,416,762.59	-----	30,189,207.42	
	2018				25,645,901.54	-----	-----	18,582,282.74	-----	7,063,618.80	
	2017				2,461,775.36	-----	-----	520,605.88	-----	1,941,169.48	
	2016				2,160,309.31	-----	-----	39,807.99	-----	2,120,501.32	
	2015				1,688,855.25	-----	-1,544,649.29	109,205.96	35,000.00	-----	
	No Year				1,216,408.03	122,000.00	-----	109,999.21	-----	1,228,408.82	
	Subtotal		075	0357	000	129,779,219.50	128,593,000.00	-1,544,649.29	107,350,964.55	35,000.00	149,441,605.66
Rural Health, Health Resources and Services Administration, Health and Human Services Fund Resources:											
Undisbursed Funds	2020-2022		075	0358	000	-----	190,000,000.00	-----	109,208,343.84	-----	80,791,656.16
	2018-2022					84,859,257.86	-----	-----	-----	-----	72,942,713.08
	2019-2021					9,658,211.01	-----	-----	-----	-----	8,182,046.69
	2020					-----	308,294,000.00	-----	-----	-----	294,814,797.16
	2018-2020					14,417,861.62	-----	-----	3,468,965.76	-----	10,948,895.86
	2019					292,787,039.87	-----	-----	164,160,142.11	-----	128,626,897.76
	2018					42,449,588.25	-----	-----	35,957,345.43	-----	6,492,242.82
	2017					5,029,443.67	-----	-----	1,661,045.69	-----	3,368,397.98
	2016					4,659,497.23	-----	-----	596,556.34	-----	4,062,940.89
	2015					2,756,759.91	-----	-2,576,375.47	30,384.44	150,000.00	-----
	Subtotal		075	0358	000	456,617,659.42	498,294,000.00	-2,576,375.47	341,954,695.55	150,000.00	610,230,588.40
Family Planning, Health Resources and Services Administration, Health and Human Services Fund Resources:											
Undisbursed Funds	2020		075	0359	000	-----	286,479,000.00	-----	63,100,925.76	-----	223,378,074.24
	2019					200,563,794.18	-----	-----	178,826,896.53	-----	21,736,897.65
	2018					18,372,237.53	-----	-----	2,922,768.77	-----	15,449,468.76
	2017					9,079,203.76	-----	-----	3,587,595.75	-----	5,491,608.01
	2016					2,747,481.70	-----	-----	400,118.12	-----	2,347,363.58
	2015					2,520,137.48	-----	-2,420,171.78	-34.30	100,000.00	-----
	Subtotal		075	0359	000	233,282,854.65	286,479,000.00	-2,420,171.78	248,838,270.63	100,000.00	268,403,412.24
Primary Health Care, Health Resources and Services Administration, Health and Human Services Fund Resources:											
Undisbursed Funds	2020-2024		075	0360	000	-----	100,000,000.00	-----	78,752,795.62	-----	21,247,204.38
	2020					-----	2,825,522,000.00	-----	1,111,591,324.41	-----	1,713,930,675.59
	2019-2020					80,000,000.00	-----	-----	172,006.27	-----	79,827,993.73
	2018-2020					40,490,026.72	-----	-----	26,512,296.23	-----	13,977,730.49
	2019					867,625,883.71	-----	-----	807,443,492.79	-----	60,182,390.92
	2018					55,098,208.58	-----	-----	44,041,524.68	-----	11,056,683.90
	2017					11,839,175.17	-----	-----	650,749.04	-----	11,188,426.13
	2016					5,228,975.72	-----	-----	106,011.54	-----	5,122,964.18
	2015					5,777,422.73	-----	-5,471,044.37	5,120.60	301,257.76	-----
	No Year					2,431,027,385.66	4,600,000,000.00	-5,000,000.00	3,854,810,337.86	-----	3,171,217,047.80

Footnotes at End of Chapter

Appropriations, Outlays, and Balances - Continued

Appropriation or Fund Account Title	Account Symbol				Balances, Beginning of Fiscal Year	Appropriations and Other Obligational Authority ¹	Transfers Borrowings and Investment (Net) ²	Outlays (Net)	Balances Withdrawn and Other Transactions ³	Balances, End of Fiscal Year	
	Period of Availability	ATA	AID	MAIN SUB							
Subtotal		075	0360	000	3,497,087,078.29	7,525,522,000.00	-10,471,044.37	5,924,085,659.04	301,257.76	5,087,751,117.12	
Program Management, Health Resources and Services Administration, Health and Human Services Fund Resources:											
Undisbursed Funds	2020	075	0361	000	-----	155,300,000.00	-----	139,398,506.08	-----	15,901,493.92	
	2019				15,478,204.18	-----	-----	12,221,054.04	-----	3,257,150.14	
	2018				5,554,937.30	-----	-----	914,955.15	-----	4,639,982.15	
	2017				4,770,347.21	-----	-----	599,407.46	-----	4,170,939.75	
	2016				3,754,190.77	-----	-----	36,513.68	-----	3,717,677.09	
	2015				2,679,992.72	-----	-2,600,562.76	348.75	79,081.21	-----	
Subtotal		075	0361	000	32,237,672.18	155,300,000.00	-2,600,562.76	153,170,785.16	79,081.21	31,687,243.05	
Health Centers Malpractice Claims, Health Resources and Services Administration, Health and Human Services Fund Resources:											
Undisbursed Funds	No Year	075	0365	000	31,840,144.58	120,000,000.00	-----	103,997,314.16	-----	47,842,830.42	
Trust Fund Accounts											
Vaccine Injury Compensation Trust Fund - Treasury Managed, Health and Human Services Fund Resources:											
Undisbursed Funds	No Year	075	8175	000	16,314,205.99	165,120,075.59	-122,474,423.94	17,668,346.38	-----	41,291,511.26	
Transfer To:											
Health Resources and Services Administration, Health and Human Services	No Year	075	075	8175	000	3,336,624.72	228,402,276.77	-4,338,768.77	222,014,341.33	-----	5,385,791.39
Unrealized Discount on Investments					-38,969,706.80	-----	9,175,047.53	-----	-----	-29,794,659.27	
Investments in US Treasury Securities					3,849,402,532.31	-----	117,638,145.18	-----	-----	3,967,040,677.49	
Subtotal		075	8175	000	3,830,083,656.22	393,522,352.36	0.00	239,682,687.71	-----	3,983,923,320.87	
Total, Health Resources and Services Administration					13,595,587,227.81	14,545,293,352.36	-52,788,841.07	12,111,498,355.12	5,787,915.75	15,970,805,468.23	
Indian Health Service											
General Fund Accounts											
Contract Support Costs, Indian Health Service, Health and Human Services Fund Resources:											
Undisbursed Funds	2020	075	0344	000	-----	908,627,272.30	-----	812,381,363.00	-----	96,245,909.30	
	2019				22,790,193.14	15,052,714.00	-----	21,293,582.00	6,449,621.74	10,099,703.40	
	2018				15,092,746.84	8,844,360.00	-----	2,461,847.78	10,723,056.03	10,752,203.03	
	2017				10,894,814.67	10,580,298.00	-----	1,540,099.28	14,073,473.31	5,861,540.08	
	2016				11,670,691.58	2,688,044.00	-----	1,206,314.48	5,709,800.00	7,442,621.10	
Subtotal		075	0344	000	60,448,446.23	945,792,688.30	-----	838,883,206.54	36,955,951.08	130,401,976.91	
Indian Health Services, Indian Health Service, Health and Human Services Fund Resources:											
Undisbursed Funds	2020-2022	075	0390	000	-----	64,000,000.00	-----	48,145,289.89	-----	15,854,710.11	
	2020-2021				-----	3,944,670,846.00	-----	3,250,642,550.78	-----	694,028,295.22	
	2020				-----	-----	-----	-3,497,646.65	-----	3,497,646.65	
	2019-2020				274,731,834.35	-----	-----	191,649,544.41	-----	83,082,289.94	

Footnotes at End of Chapter

Appropriations, Outlays, and Balances - Continued

Appropriation or Fund Account Title	Account Symbol				Balances, Beginning of Fiscal Year	Appropriations and Other Obligational Authority ¹	Transfers Borrowings and Investment (Net) ²	Outlays (Net)	Balances Withdrawn and Other Transactions ³	Balances, End of Fiscal Year	
	Period of Availability	ATA	AID	MAIN							SUB
	2019				3,623,403.29	-----	-----	1,208,178.39	-----	2,415,224.90	
	2018				38,357,364.80	-----	-----	16,168,072.41	-----	22,189,292.39	
	2017				16,370,474.44	-----	-----	4,522,337.37	-----	11,848,137.07	
	2016				13,180,304.90	-----	-----	2,567,678.55	-----	10,612,626.35	
	2015				36,841,762.25	-----	-16,214,380.87	20,423,286.32	204,095.06	-----	
	No Year				2,272,570,454.48	1,427,534,154.00	-----	1,110,105,254.65	-----	2,589,999,353.83	
	Subtotal		075	0390	000	2,655,675,598.51	5,436,205,000.00	-16,214,380.87	4,641,934,546.12	204,095.06	3,433,527,576.46
Indian Health Facilities, Indian Health Service, Health and Human Services											
Fund Resources:											
Undisbursed Funds											
	No Year		075	0391	000	1,458,000,400.99	1,036,889,000.00	-----	694,064,701.36	-----	1,800,824,699.63
Special Fund Accounts											
Operation and Maintenance of Quarters, Indian Health Services, Health and Human Services											
Fund Resources:											
Undisbursed Funds											
	No Year		075	5071	000	15,815,881.57	10,784,265.40	-----	9,488,223.60	-----	17,111,923.37
Total, Indian Health Service											
						4,189,940,327.30	7,429,670,953.70	-16,214,380.87	6,184,370,677.62	37,160,046.14	5,381,866,176.37
Centers for Disease Control and Prevention											
General Fund Accounts											
CDC-Wide Activities and Program Support, Centers for Disease Control and Prevention, Health and Human Services											
Fund Resources:											
Undisbursed Funds											
	2020-2024		075	0943	000	-----	4,000,000,000.00	-----	220,167,841.48	-----	3,779,832,158.52
	2018-2023					27,821,616.37	-----	-----	5,602,946.43	-----	22,218,669.94
	2020-2022					-----	1,900,000,000.00	-----	602,211,386.09	-----	1,297,788,613.91
	2020-2021					-----	-----	-----	-3,695,886.00	-----	3,695,886.00
	2019-2021					1,865,383.30	-----	-----	470,259.69	-----	1,395,123.61
	2020					-----	108,570,000.00	-----	12,576,802.07	-----	95,993,197.93
	2019-2020					22,776,443.97	-----	-----	3,941,970.03	-----	18,834,473.94
	2018-2020					127,590,933.24	-----	-----	78,510,884.64	-----	49,080,048.60
	2019					23,143,459.41	-----	-----	18,558,702.27	-----	4,584,757.14
	2018-2019					1,002,908.28	-----	-----	836,644.24	-----	166,264.04
	2017-2019					814,741.78	-----	-----	393,476.91	-----	421,264.87
	2015-2019					166,767,128.89	-----	-----	88,994,983.57	-----	77,772,145.32
	2018					-3,110,342.91	-----	-----	-5,507,717.86	-----	2,397,374.95
	2017-2018					236,873.80	-----	-----	-----	-----	236,873.80
	2016-2018					285,615.26	-----	-----	71,234.10	-----	214,381.16
	2014-2018					25,740.89	-----	-----	-----	-----	25,740.89
	2017					7,946,150.72	-----	-----	517,394.32	-----	7,428,756.40
	2016-2017					79,073,491.81	-----	-----	28,994,704.68	-----	50,078,787.13
	2015-2017					484,220.37	-----	-----	46,972.07	-----	437,248.30
	2013-2017					63,272.22	-----	-----	-----	-----	63,272.22
	2016					3,014,575.11	-----	-----	278,833.23	-----	2,735,741.88
	2015-2016					107,701.82	-----	-----	-----	-----	107,701.82

Footnotes at End of Chapter

Appropriations, Outlays, and Balances - Continued

Appropriation or Fund Account Title	Account Symbol				Balances, Beginning of Fiscal Year	Appropriations and Other Obligational Authority ¹	Transfers Borrowings and Investment (Net) ²	Outlays (Net)	Balances Withdrawn and Other Transactions ³	Balances, End of Fiscal Year	
	Period of Availability	ATA	AID	MAIN							SUB
	2014-2016				372,200.19	-----	-----	3,606.90	-----	368,593.29	
	2012-2016				7,239.50	-----	-----	-----	-----	7,239.50	
	2015				2,100,735.24	-----	-1,394,600.00	159,119.11	547,016.13	-----	
	2014-2015				153,193.31	-----	-----	-----	153,193.31	-----	
	2013-2015				139,121.04	-----	-----	2,705.06	136,415.98	-----	
	No Year				305,568,281.29	1,160,000,000.00	23,541,354.47	335,544,057.74	-----	1,153,565,578.02	
	Subtotal		075	0943	000	768,250,684.90	7,168,570,000.00	22,146,754.47	1,388,680,920.77	836,625.42	6,569,449,893.18
Toxic Substances and Environmental Public Health, Agency for Toxic Substances and Disease Registry, Health and Human Services Fund Resources:											
Undisbursed Funds	2020-2021		075	0944	000	-----	12,500,000.00	-----	1,681,344.84	-----	10,818,655.16
	2020					-----	86,691,000.00	-----	47,185,302.63	-----	39,505,697.37
	2019				36,206,301.81	-----	-----	21,007,125.17	-----	15,199,176.64	
	2018				16,258,217.82	-----	-----	13,876,960.35	-----	2,381,257.47	
	2017				1,565,200.47	-----	-----	371,719.99	-----	1,193,480.48	
	2016				3,475,899.61	-----	-----	124,783.12	-----	3,351,116.49	
	2015				1,784,912.78	-----	-1,324,100.00	57,740.74	403,072.04	-----	
	No Year				20,336,722.37	18,820,000.00	-----	3,014,900.58	-----	36,141,821.79	
	Subtotal		075	0944	000	79,627,254.86	118,011,000.00	-1,324,100.00	87,319,877.42	403,072.04	108,591,205.40
Infectious Diseases Rapid Response Reserve Fund, Centers for Disease Control, Health and Human Services Fund Resources:											
Undisbursed Funds	No Year		075	0945	000	50,000,000.00	685,000,000.00	-30,000,000.00	67,321,245.57	-----	637,678,754.43
World Trade Center Health Program Fund, Centers for Disease Control and Prevention, Health and Human Services Fund Resources:											
Undisbursed Funds	2015		075	0946	000	475,585.87	-----	-540,586.36	-140,571.83	75,571.34	-----
	No Year				1,123,768,894.26	488,521,334.05	540,586.36	429,313,583.02	-----	1,183,517,231.65	
	Subtotal		075	0946	000	1,124,244,480.13	488,521,334.05	-----	429,173,011.19	75,571.34	1,183,517,231.65
Environmental Health, Centers for Disease Control and Prevention, Health and Human Services Fund Resources:											
Undisbursed Funds	2020		075	0947	000	-----	196,850,000.00	-----	80,617,903.76	-----	116,232,096.24
	2017-2020				13,780,278.63	-----	-----	5,293,821.43	-----	8,486,457.20	
	2019				114,243,203.91	-----	-----	76,504,445.50	-----	37,738,758.41	
	2018				33,727,180.76	-----	-----	25,569,369.01	-----	8,157,811.75	
	2017-2018				3,786,515.57	-----	-----	3,615,558.38	-----	170,957.19	
	2017				4,373,322.01	-----	-----	1,931,954.67	-----	2,441,367.34	
	2016				3,118,587.89	-----	-----	3,941.80	-----	3,114,646.09	
	2015				1,868,008.10	-----	-1,468,500.00	43,468.32	356,039.78	-----	
	No Year				23,667,558.08	17,000,000.00	-----	18,387,714.26	-----	22,279,843.82	
	Subtotal		075	0947	000	198,564,654.95	213,850,000.00	-1,468,500.00	211,968,177.13	356,039.78	198,621,938.04
Chronic Disease Prevention and Health Promotion, Centers for Disease											

Footnotes at End of Chapter

Appropriations, Outlays, and Balances - Continued

Appropriation or Fund Account Title	Account Symbol				Balances, Beginning of Fiscal Year	Appropriations and Other Obligational Authority ¹	Transfers Borrowings and Investment (Net) ²	Outlays (Net)	Balances Withdrawn and Other Transactions ³	Balances, End of Fiscal Year
	Period of Availability	ATA	AID	MAIN SUB						
Control and Prevention, Health and Human Services Fund Resources:										
Undisbursed Funds	2020		075	0948	-----	984,964,000.00	-----	191,638,063.18	-----	793,325,936.82
	2019				741,701,527.75	-----	-----	507,631,284.63	-----	234,070,243.12
	2018				175,228,542.67	-----	-----	152,149,504.06	-----	23,079,038.61
	2017				24,462,977.94	-----	-----	5,101,984.96	-----	19,360,992.98
	2016				46,490,301.07	-----	-----	630,719.34	-----	45,859,581.73
	2015				12,321,051.69	-----	-6,483,800.00	2,126,962.17	3,710,289.52	-----
	No Year				384,852,770.89	254,950,000.00	-----	244,913,688.16	-----	394,889,082.73
	Subtotal		075	0948	1,385,057,172.01	1,239,914,000.00	-6,483,800.00	1,104,192,206.50	3,710,289.52	1,510,584,875.99
Emerging and Zoonotic Infectious Diseases, Centers for Disease Control and Prevention, Health and Human Services Fund Resources:										
Undisbursed Funds	2020		075	0949	-----	570,372,000.00	-----	284,904,156.57	-----	285,467,843.43
	2019				298,252,810.49	-----	-----	222,007,541.51	-----	76,245,268.98
	2018				70,427,305.79	-----	-----	42,295,455.41	-----	28,131,850.38
	2017				20,222,275.26	-----	-----	7,835,825.97	-----	12,386,449.29
	2016				17,598,522.90	-----	-----	5,720,407.67	-----	11,878,115.23
	2015				4,542,781.28	-----	-4,766,600.00	-796,726.20	572,907.48	-----
	No Year				71,128,221.45	52,000,000.00	-----	50,508,525.68	-----	72,619,695.77
	Subtotal		075	0949	482,171,917.17	622,372,000.00	-4,766,600.00	612,475,186.61	572,907.48	486,729,223.08
HIV/AIDS, Viral Hepatitis, Sexually Transmitted Diseases, and Tuberculosis Prevention, Centers for Disease Control and Prevention, Health and Human Services Fund Resources:										
Undisbursed Funds	2020		075	0950	-----	1,273,556,000.00	-----	469,399,899.42	-----	804,156,100.58
	2019				637,057,322.90	-----	-----	562,940,257.33	-----	74,117,065.57
	2018				86,379,224.50	-----	-----	65,493,468.53	-----	20,885,755.97
	2017				50,100,463.38	-----	-----	6,935,825.62	-----	43,164,637.76
	2016				14,460,769.35	-----	-----	1,080,216.83	-----	13,380,552.52
	2015				12,040,002.59	-----	-8,547,400.00	250,846.10	3,241,756.49	-----
	Subtotal		075	0950	800,037,782.72	1,273,556,000.00	-8,547,400.00	1,106,100,513.83	3,241,756.49	955,704,112.40
Immunization and Respiratory Diseases, Centers for Disease Control and Prevention, Health and Human Services Fund Resources:										
Undisbursed Funds	2020		075	0951	-----	433,105,000.00	-----	186,973,284.14	-----	246,131,715.86
	2019				278,377,735.35	-----	-----	208,541,219.24	-----	69,836,516.11
	2018				79,139,470.07	-----	-----	26,557,330.89	-----	52,582,139.18
	2017				12,339,778.51	-----	-----	1,993,399.17	-----	10,346,379.34
	2016				13,815,115.32	-----	-----	1,157,915.93	-----	12,657,199.39
	2015				14,027,842.98	-----	-10,504,500.00	530,599.14	2,992,743.84	-----
	No Year				394,719,502.67	370,300,000.00	-----	331,739,123.01	-----	433,280,379.66
	Subtotal		075	0951	792,419,444.90	803,405,000.00	-10,504,500.00	757,492,871.52	2,992,743.84	824,834,329.54

Footnotes at End of Chapter

Appropriations, Outlays, and Balances - Continued

Appropriation or Fund Account Title	Account Symbol				Balances, Beginning of Fiscal Year	Appropriations and Other Obligational Authority ¹	Transfers Borrowings and Investment (Net) ²	Outlays (Net)	Balances Withdrawn and Other Transactions ³	Balances, End of Fiscal Year	
	Period of Availability	ATA	AID	MAIN							SUB
Injury Prevention and Control, Centers for Disease Control and Prevention, Health and Human Services Fund Resources:											
Undisbursed Funds	2020		075	0952	000	----- 677,379,000.00	-----	102,088,153.35	-----	575,290,846.65	
	2019					555,577,684.00	-----	273,993,641.26	-----	281,584,042.74	
	2018-2019					224,503,871.60	-----	162,823,399.17	-----	61,680,472.43	
	2018					42,209,493.42	-----	24,367,443.20	-----	17,842,050.22	
	2017					8,969,797.87	-----	4,044,842.92	-----	4,924,954.95	
	2016					3,463,996.05	-----	801,697.27	-----	2,662,298.78	
	2015					3,090,185.87	-----	15,872.38	829,213.49	-----	
	Subtotal		075	0952	000	837,815,028.81	677,379,000.00	-2,245,100.00	568,135,049.55	829,213.49	943,984,665.77
National Institute For Occupational Safety and Health, Centers for Disease Control and Prevention, Health and Human Services Fund Resources:											
Undisbursed Funds	2020		075	0953	000	----- 342,800,000.00	-----	196,477,859.96	-----	146,322,140.04	
	2019					138,416,222.88	-----	100,429,116.27	-----	37,987,106.61	
	2018					36,727,822.82	-----	29,500,899.26	-----	7,226,923.56	
	2017					6,163,372.23	-----	2,964,228.62	-----	3,199,143.61	
	2016					3,906,755.02	-----	-232,780.22	-----	4,139,535.24	
	2015					4,753,349.23	-----	206,715.52	644,533.71	-----	
	Subtotal		075	0953	000	189,967,522.18	342,800,000.00	-3,902,100.00	329,346,039.41	644,533.71	198,874,849.06
Energy Employees Occupational Illness Compensation Program, Centers for Disease Control and Prevention, Health and Human Services Fund Resources:											
Undisbursed Funds	No Year		075	0954	000	21,216,473.99	50,503,168.00	79,683.94	48,650,279.60	-----	23,149,046.33
Global Health, Centers for Disease Control and Prevention, Health and Human Services Fund Resources:											
Undisbursed Funds	2020-2022		075	0955	000	----- ----- -----	173,400,000.00 128,421,000.00 -----	-----	52,731,167.37 99,524,117.80 -----	-----	120,668,832.63 28,896,882.20 -----
	2019-2021					49,829,000.00	-----	-----	32,681,554.94	-----	17,147,445.06
	2020					-----	269,022,000.00	-----	118,136,984.51	-----	150,885,015.49
	2019-2020					15,752,835.52	-----	-----	10,987,327.63	-----	4,765,507.89
	2018-2020					41,522,291.14	-----	-----	27,346,952.69	-----	14,175,338.45
	2019					185,411,337.56	-----	-----	136,661,890.34	-----	48,749,447.22
	2018-2019					4,260,152.74	-----	-----	3,086,610.20	-----	1,173,542.54
	2018					37,937,744.18	-----	-----	30,020,120.30	-----	7,917,623.88
	2017-2018					1,856,103.44	-----	-----	39,478.95	-----	1,816,624.49
	2017					6,698,246.85	-----	-----	2,564,599.24	-----	4,133,647.61
	2016-2017					2,756,927.53	-----	-----	113,837.00	-----	2,643,090.53
	2016					6,308,155.39	-----	-----	70,948.41	-----	6,237,206.98
	2015-2016					2,426,363.97	-----	-----	5,303.67	-----	2,421,060.30
	2015					6,878,647.56	-----	-----	806,684.74	873,562.82	-----
	2014-2015					1,547,712.73	-----	-----	-1,340,600.00	207,163.26	-----

Footnotes at End of Chapter

Appropriations, Outlays, and Balances - Continued

Appropriation or Fund Account Title	Account Symbol				Balances, Beginning of Fiscal Year	Appropriations and Other Obligational Authority ¹	Transfers Borrowings and Investment (Net) ²	Outlays (Net)	Balances Withdrawn and Other Transactions ³	Balances, End of Fiscal Year	
	Period of Availability	ATA	AID	MAIN							SUB
	Subtotal		075	0955	000	363,185,518.61	570,843,000.00	-6,539,000.00	514,777,527.26	1,080,726.08	411,631,265.27
Public Health Preparedness and Response, Centers for Disease Control and Prevention, Health and Human Services Fund Resources:											
Undisbursed Funds	2020		075	0956	000	-----	850,200,000.00	-----	148,838,950.04	-----	701,361,049.96
	2019					669,336,110.52	-----	-----	583,857,809.65	-----	85,478,300.87
	2018					120,090,125.68	-----	-----	70,222,159.10	-----	49,867,966.58
	2017					8,506,150.80	-----	-----	4,262,973.76	-----	4,243,177.04
	2016					18,072,390.43	-----	-----	3,263,738.66	-----	14,808,651.77
	2015					13,246,548.96	-----	-10,224,000.00	1,192,747.03	1,829,801.93	-----
	No Year					12,645,131.71	-----	-1,968,761.14	4,707,959.31	-----	5,968,411.26
	Subtotal		075	0956	000	841,896,458.10	850,200,000.00	-12,192,761.14	816,346,337.55	1,829,801.93	861,727,557.48
Birth Defects, Developmental Disabilities, Disabilities and Health, Centers for Disease Control and Prevention, Health and Human Services Fund Resources:											
Undisbursed Funds	2020		075	0958	000	-----	160,810,000.00	-----	53,209,364.50	-----	107,600,635.50
	2019					104,225,354.01	-----	-----	74,796,580.94	-----	29,428,773.07
	2018					22,134,272.02	-----	-----	19,643,061.17	-----	2,491,210.85
	2017					3,384,382.51	-----	-----	1,002,992.21	-----	2,381,390.30
	2016					4,922,219.16	-----	-----	31,551.66	-----	4,890,667.50
	2015					2,236,205.84	-----	-1,694,300.00	-110,613.80	652,519.64	-----
	Subtotal		075	0958	000	136,902,433.54	160,810,000.00	-1,694,300.00	148,572,936.68	652,519.64	146,792,677.22
Public Health Scientific Services, Centers for Disease Control and Prevention, Health and Human Services Fund Resources:											
Undisbursed Funds	2020		075	0959	000	-----	555,497,000.00	-----	329,108,617.59	-----	226,388,382.41
	2019					193,570,085.98	-----	-----	153,094,542.62	-----	40,475,543.36
	2018					33,036,850.96	-----	-----	24,509,948.63	-----	8,526,902.33
	2017					5,012,109.12	-----	-----	262,440.80	-----	4,749,668.32
	2016					5,212,130.08	-----	-----	732,425.67	-----	4,479,704.41
	2015					4,544,865.29	-----	-3,468,900.00	22,274.41	1,053,690.88	-----
	Subtotal		075	0959	000	241,376,041.43	555,497,000.00	-3,468,900.00	507,730,249.72	1,053,690.88	284,620,200.83
Buildings and Facilities, Centers for Disease Control and Prevention, Health and Human Services Fund Resources:											
Undisbursed Funds	2020-2025		075	0960	000	-----	4,000,000.00	-----	-----	-----	4,000,000.00
	2020-2024					-----	25,000,000.00	500,000.00	662,019.84	-----	24,837,980.16
	2019-2023					28,641,536.66	-----	-----	13,150,818.72	-----	15,490,717.94
	2018-2022					481,680,028.34	-----	-----	99,075,591.65	-----	382,604,436.69
	2017-2021					1,266,619.86	-----	-----	370,003.45	-----	896,616.41
	2018-2020					10,900,112.65	-----	-----	4,830,496.27	-----	6,069,616.38
	2016-2020					5,758,775.26	-4,000,000.00	-----	628,157.99	-----	1,130,617.27
	2015-2019					157,559.83	-----	-----	105,795.35	-----	51,764.48
	Subtotal		075	0960	000	528,404,632.60	25,000,000.00	500,000.00	118,822,883.27	-----	435,081,749.33

Footnotes at End of Chapter

Appropriations, Outlays, and Balances - Continued

Appropriation or Fund Account Title	Account Symbol				Balances, Beginning of Fiscal Year	Appropriations and Other Obligational Authority ¹	Transfers Borrowings and Investment (Net) ²	Outlays (Net)	Balances Withdrawn and Other Transactions ³	Balances, End of Fiscal Year	
	Period of Availability	ATA	AID	MAIN							SUB
Special Fund Accounts											
Cooperative Research and Development Agreements, Centers for Disease Control, Health and Human Services Fund Resources: Undisbursed Funds	No Year		075	5146	000	4,852,155.39	3,118,876.68	-----	1,754,998.85	-----	6,216,033.22
Intragovernmental Funds											
CDC Working Capital Fund, Centers for Disease Control and Prevention, Health and Human Services Fund Resources: Undisbursed Funds	No Year		075	4553	000	260,549,871.15	5,000,000.00	-----	-97,053,290.35	-----	362,603,161.50
Total, Centers for Disease Control and Prevention						9,106,539,527.44	15,854,350,378.73	-70,410,622.73	8,721,807,022.08	18,279,491.64	16,150,392,769.72
National Institutes of Health											
General Fund Accounts											
Payment to the NIH Innovation Account, CURES Act, National Institutes of Health, Health and Human Services Fund Resources: Undisbursed Funds	2020		075	0147	000	-----	492,000,000.00	-----	492,000,000.00	-----	-----
National Library of Medicine, National Institutes of Health, Health and Human Services Fund Resources: Undisbursed Funds	2020-2024		075	0807	000	-----	10,000,000.00	-----	1,542,644.81	-----	8,457,355.19
	2020-2021					-----	4,000,000.00	-----	165,097.98	-----	3,834,902.02
	2020					-----	452,911,000.00	-----	232,226,315.92	-----	220,684,684.08
	2019-2020					3,986,000.00	-----	-----	872,888.75	-----	3,113,111.25
	2019					208,681,224.54	-----	-----	166,974,206.23	-----	41,707,018.31
	2018-2019					2,120,630.48	-----	-----	1,294,468.12	-----	826,162.36
	2018					36,380,741.87	-----	-----	30,700,115.57	-----	5,680,626.30
	2017-2018					0.04	-----	-----	-----	-----	0.04
	2017					5,883,647.38	-----	-----	1,492,812.91	-----	4,390,834.47
	2016					3,359,554.55	-----	-----	84,720.80	-----	3,274,833.75
	2015					4,742,754.35	-----	-3,945,000.00	272,617.31	-----	452,525,137.04
	2014-2015					63,103.13	-----	-----	-----	63,103.13	-----
	No Year					1,009,620.10	-----	-----	853,121.00	-----	156,499.10
	Subtotal		075	0807	000	266,227,276.44	466,911,000.00	-3,945,000.00	436,479,009.40	63,103.13	292,651,163.91
John E. Fogarty International Center, National Institutes of Health, Health and Human Services Fund Resources: Undisbursed Funds	2020		075	0819	000	-----	80,827,000.00	-----	20,468,481.80	-----	60,358,518.20
	2019					65,983,637.66	-----	-----	43,981,768.79	-----	22,001,868.87
	2018					20,264,578.12	-----	-----	17,099,138.79	-----	3,165,439.33
	2017					3,312,456.44	-----	-----	2,423,914.79	-----	888,541.65
	2016					1,082,273.30	-----	-----	181,628.65	-----	900,644.65
	2015					1,020,317.17	-----	-690,000.00	80,410.42	249,906.75	-----
	Subtotal		075	0819	000	91,663,262.69	80,827,000.00	-690,000.00	84,235,343.24	249,906.75	87,315,012.70

Footnotes at End of Chapter

Appropriations, Outlays, and Balances - Continued

Appropriation or Fund Account Title	Account Symbol				Balances, Beginning of Fiscal Year	Appropriations and Other Obligational Authority ¹	Transfers Borrowings and Investment (Net) ²	Outlays (Net)	Balances Withdrawn and Other Transactions ³	Balances, End of Fiscal Year	
	Period of Availability	ATA	AID	MAIN							SUB
Buildings and Facilities, National Institutes of Health, Health and Human Services Fund Resources: Undisbursed Funds	2020-2024		075	0838	000	----- 200,000,000.00	-----	30,852,074.96	-----	169,147,925.04	
	2019-2023					166,457,916.15	-----	68,459,039.45	-----	97,998,876.70	
	2018-2022					47,775,665.43	-----	32,244,377.27	-----	15,531,288.16	
	2017-2021					12,714,425.53	-----	5,828,107.10	-----	6,886,318.43	
	2016-2020					28,755,226.86	-----	8,062,951.36	-----	20,692,275.50	
	2015-2019					3,054,217.20	-----	1,200,841.86	-----	1,853,375.34	
	2014-2018					811,049.72	-----	2,480.00	-----	808,569.72	
	2013-2017					693,330.93	-----	238,951.79	-----	454,379.14	
	2012-2016					229,739.64	-----	11,781.20	-----	217,958.44	
	No Year					1,038,630.06	-----	174.00	-----	1,038,456.06	
Funds Held Outside the Treasury						100,300.00	-----	-----	-----	100,300.00	
	Subtotal		075	0838	000	261,630,501.52	200,000,000.00	146,900,778.99	-----	314,729,722.53	
National Institute on Aging, National Institutes of Health, Health and Human Services Fund Resources: Undisbursed Funds	2020		075	0843	000	----- 3,545,869,000.00	-----	499,859,895.23	-----	3,046,009,104.77	
	2019					2,613,219,195.47	-----	1,381,634,903.33	-----	1,231,584,292.14	
	2018					970,336,907.13	-----	568,496,206.08	-----	401,840,701.05	
	2017-2018					107,655.05	-----	107,174.40	-----	480.65	
	2017					307,176,506.54	-----	134,193,245.21	-----	172,983,261.33	
	2016-2017					7,172.59	-----	234.07	-----	6,938.52	
	2016					110,038,978.45	-----	54,576,692.53	-----	55,462,285.92	
	2015-2016					64,413.67	-----	-----	-----	64,413.67	
	2015					18,885,944.83	-9,680,000.00	8,055,676.30	-----	⁴ 1,150,268.53	
	No Year					1,229,926.16	-----	-403,069.51	-----	1,632,995.67	
	Subtotal		075	0843	000	4,021,066,699.89	3,545,869,000.00	-9,680,000.00	2,646,520,957.64	-----	4,910,734,742.25
National Institute of Child Health and Human Development, National Institutes of Health, Health and Human Services Fund Resources: Undisbursed Funds	2020		075	0844	000	----- 1,556,909,000.00	-----	394,977,903.52	-----	1,161,931,096.48	
	2019					1,106,396,401.62	-----	732,477,728.59	-----	373,918,673.03	
	2018-2019					9,601,051.82	-----	3,054,303.43	-----	6,546,748.39	
	2018					323,223,674.21	-----	254,467,898.56	-----	68,755,775.65	
	2017					52,677,926.35	-----	26,237,056.20	-----	26,440,870.15	
	2016-2017					10,250.58	-----	6,209.53	-----	4,041.05	
	2016					27,404,810.42	-----	6,725,400.54	-----	20,679,409.88	
	2015					20,412,505.29	-----	-11,157,000.00	5,562,966.98	⁴ 3,692,538.31	
	Subtotal		075	0844	000	1,539,726,620.29	1,556,909,000.00	-11,157,000.00	1,423,509,467.35	-----	1,661,969,152.94
Office of the Director, National Institutes of Health, Health and											

Footnotes at End of Chapter

Appropriations, Outlays, and Balances - Continued

Appropriation or Fund Account Title	Account Symbol				Balances, Beginning of Fiscal Year	Appropriations and Other Obligational Authority ¹	Transfers Borrowings and Investment (Net) ²	Outlays (Net)	Balances Withdrawn and Other Transactions ³	Balances, End of Fiscal Year
	Period of Availability	ATA	AID	MAIN SUB						
Human Services Fund Resources: Undisbursed Funds	2020-2024		075	0846	000	----- 30,000,000.00	-----	-----	-----	30,000,000.00
	2020					----- 2,247,387,000.00	-----	369,191,265.24	-----	1,878,195,734.76
	2018-2020					49,730,645.58	----- -31,690,420.00	3,177,136.36	-----	14,863,089.22
	2019					1,545,466,083.66	-----	950,749,687.88	-----	594,716,395.78
	2018					483,898,937.60	-----	322,348,148.46	-----	161,550,789.14
	2017					149,875,723.83	-----	73,615,559.52	-----	76,260,164.31
	2016					106,719,885.10	-----	44,676,898.77	-----	62,042,986.33
	2015					47,134,593.08	----- -5,850,000.00	36,939,498.11	-----	⁴ 4,345,094.97
	2013-2015					22,895,091.26	-----	-0.42	22,895,091.68	-----
	No Year					----- 1,000,000,000.00	-----	31,368,716.17	-----	968,631,283.83
	Subtotal		075	0846	000	2,405,720,960.11	-37,540,420.00	1,832,066,910.09	22,895,091.68	3,790,605,538.34
National Cancer Institute, National Institutes of Health, Health and Human Services Fund Resources: Undisbursed Funds	2020		075	0849	000	----- 6,245,438,000.00	-----	2,102,321,415.58	-----	4,143,116,584.42
	2019					3,807,044,391.76	-----	2,963,703,322.22	-----	843,341,069.54
	2018					826,428,747.23	-----	606,760,403.53	-----	219,668,343.70
	2017					179,248,165.52	-----	64,073,479.45	-----	115,174,686.07
	2016					110,280,515.13	-----	37,180,194.63	-----	73,100,320.50
	2015					81,615,058.64	----- -24,590,000.00	51,020,677.91	6,004,380.73	-----
	No Year					776,779,066.14	501,000,000.00	220,189,059.10	-----	1,057,590,007.04
	Subtotal		075	0849	000	5,781,395,944.42	6,746,438,000.00	-24,590,000.00	6,045,248,552.42	6,004,380.73
National Institute of General Medical Sciences, National Institutes of Health, Health and Human Services Fund Resources: Undisbursed Funds	2020		075	0851	000	----- 1,706,397,000.00	-----	-422,557,967.24	-----	2,128,954,967.24
	2019					1,998,523,983.19	-----	1,740,718,457.37	-----	257,805,525.82
	2018					447,816,275.17	-----	377,844,023.26	-----	69,972,251.91
	2017					74,951,546.50	-----	33,653,404.55	-----	41,298,141.95
	2016					32,536,168.77	-----	10,921,357.12	-----	21,614,811.65
	2015					28,997,387.45	----- -13,689,000.00	8,952,357.34	-----	⁴ 6,356,030.11
	Subtotal		075	0851	000	2,582,825,361.08	1,706,397,000.00	-13,689,000.00	1,749,531,632.40	2,526,001,728.68
National Institute of Environmental Health Science, National Institutes of Health, Health and Human Services Fund Resources: Undisbursed Funds	2020-2024		075	0862	000	----- 10,000,000.00	-----	631,625.59	-----	9,368,374.41
	2020					----- 883,598,000.00	-----	312,466,158.62	-----	571,131,841.38
	2019					534,321,344.27	-----	401,837,770.59	-----	132,483,573.68
	2018					115,139,679.65	-----	88,625,766.31	-----	26,513,913.34
	2017					22,415,053.03	-----	8,292,359.94	-----	14,122,693.09
	2016					17,280,138.57	-----	5,004,833.93	-----	12,275,304.64
	2015					11,927,169.99	----- -11,144,000.00	283,346.67	499,823.32	-----
	2013-2015					95,739.80	-----	-----	95,739.80	-----

Footnotes at End of Chapter

Appropriations, Outlays, and Balances - Continued

Appropriation or Fund Account Title	Account Symbol				Balances, Beginning of Fiscal Year	Appropriations and Other Obligational Authority ¹	Transfers Borrowings and Investment (Net) ²	Outlays (Net)	Balances Withdrawn and Other Transactions ³	Balances, End of Fiscal Year	
	Period of Availability	ATA	AID	MAIN							SUB
	No Year				1,005,095.95	-----	-----	576,625.15	-----	428,470.80	
	Subtotal		075	0862	000	702,184,221.26	893,598,000.00	-11,144,000.00	817,718,486.80	595,563.12	766,324,171.34
National Heart, Lung, and Blood Institute, National Institutes of Health, Health and Human Services Fund Resources:											
Undisbursed Funds	2020-2024		075	0872	000	-----	103,400,000.00	-----	441,921.43	-----	102,958,078.57
	2020					-----	3,625,258,000.00	-----	871,877,957.85	-----	2,753,380,042.15
	2019					2,575,973,211.17	-----	-----	1,762,566,507.01	-----	813,406,704.16
	2018					713,974,550.01	-----	-----	509,338,422.16	-----	204,636,127.85
	2017					146,594,088.14	-----	-----	93,615,624.60	-----	52,978,463.54
	2016					62,568,644.38	-----	-----	8,931,686.37	-----	53,636,958.01
	2015					32,492,412.35	-----	-29,098,000.00	1,692,029.31	-----	⁴ 1,702,383.04
	Subtotal		075	0872	000	3,531,602,906.05	3,728,658,000.00	-29,098,000.00	3,248,464,148.73	-----	3,982,698,757.32
National Institute of Dental and Craniofacial Research, National Institutes of Health, Health and Human Services Fund Resources:											
Undisbursed Funds	2020		075	0873	000	-----	477,679,000.00	-----	135,990,292.81	-----	341,688,707.19
	2019					328,858,431.68	-----	-----	217,766,440.81	-----	111,091,990.87
	2018					95,246,660.02	-----	-----	76,717,836.12	-----	18,528,823.90
	2017					13,248,753.78	-----	-----	7,529,208.36	-----	5,719,545.42
	2016					5,943,834.70	-----	-----	1,808,492.87	-----	4,135,341.83
	2015					3,614,639.00	-----	-2,588,000.00	526,608.93	500,030.07	-----
	Subtotal		075	0873	000	446,912,319.18	477,679,000.00	-2,588,000.00	440,338,879.90	500,030.07	481,164,409.21
National Center for Advancing Translational Sciences, National Institutes of Health, Health and Human Services Fund Resources:											
Undisbursed Funds	2020-2024		075	0875	000	-----	36,000,000.00	-----	3,898,578.98	-----	32,101,421.02
	2020					-----	832,888,000.00	-----	176,417,008.54	-----	656,470,991.46
	2019					632,730,588.10	-----	-----	496,431,567.12	-----	136,299,020.98
	2018-2019					28,783,987.11	-----	-----	20,205,386.15	-----	8,578,600.96
	2018					74,718,167.14	-----	-----	63,746,711.31	-----	10,971,455.83
	2017					31,677,076.29	-----	-----	5,042,859.44	-----	26,634,216.85
	2016					21,998,613.20	-----	-----	1,565,234.67	-----	20,433,378.53
	2015					20,146,008.20	-----	-18,591,000.00	1,054,697.90	500,310.30	-----
	Subtotal		075	0875	000	810,054,440.04	868,888,000.00	-18,591,000.00	768,362,044.11	500,310.30	891,489,085.63
National Institute of Diabetes and Digestive and Kidney Diseases, National Institutes of Health, Health and Human Services Fund Resources:											
Undisbursed Funds	2020		075	0884	000	-----	2,115,146,000.00	-----	524,267,338.28	-----	1,590,878,661.72
	2019					1,501,003,333.90	-----	-----	1,008,252,515.00	-----	492,750,818.90
	2018					431,512,945.71	-----	-----	332,252,354.32	-----	99,260,591.39
	2017-2018					74,371.79	-----	-----	-348.00	-----	74,719.79
	2017					123,990,507.42	-----	-----	93,926,498.25	-----	30,064,009.17
	2016-2017					21,911.26	-----	-----	-----	-----	21,911.26
	2016					67,275,423.50	-----	-----	37,744,215.42	-----	29,531,208.08

Footnotes at End of Chapter

Appropriations, Outlays, and Balances - Continued

Appropriation or Fund Account Title	Account Symbol				Balances, Beginning of Fiscal Year	Appropriations and Other Obligational Authority ¹	Transfers Borrowings and Investment (Net) ²	Outlays (Net)	Balances Withdrawn and Other Transactions ³	Balances, End of Fiscal Year	
	Period of Availability	ATA	AID	MAIN							SUB
	2015				30,239,068.48	-----	-9,872,000.00	14,954,648.30	-----	⁴ 5,412,420.18	
	No Year				273,019,906.88	150,000,000.00	-----	50,440,936.49	-----	372,578,970.39	
	Subtotal		075	0884	000	2,427,137,468.94	2,265,146,000.00	-9,872,000.00	2,061,838,158.06	-----	2,620,573,310.88
National Institute of Allergy and Infectious Diseases, National Institutes of Health, Health and Human Services Fund Resources:											
Undisbursed Funds	2020-2024		075	0885	000	-----	1,532,000,000.00	-----	117,671,053.15	-----	1,414,328,946.85
	2020					-----	5,876,195,000.00	-----	1,920,866,756.75	-----	3,955,328,243.25
	2019					3,625,419,568.93	-----	-----	2,649,095,272.28	-----	976,324,296.65
	2018-2019					5,895,552.69	-----	-----	2,353,021.59	-----	3,542,531.10
	2018					822,130,550.96	-----	-----	596,787,947.35	-----	225,342,603.61
	2017					207,390,427.36	-----	-----	105,010,039.83	-----	102,380,387.53
	2016-2017					59,855,383.94	-----	-----	19,670,045.16	-----	40,185,338.78
	2016					106,993,020.62	-----	-----	37,668,672.67	-----	69,324,347.95
	2015-2016					27,044,143.36	-----	-----	6,902,938.34	-----	20,141,205.02
	2015					86,078,771.10	-----	-58,155,000.00	25,786,187.63	-----	⁴ 2,137,583.47
	No Year					54,986,200.52	-----	-----	17,922,757.67	-----	37,063,442.85
	Subtotal		075	0885	000	4,995,793,619.48	7,408,195,000.00	-58,155,000.00	5,499,734,692.42	-----	6,846,098,927.06
National Institute of Neurological Disorders and Stroke, National Institutes of Health, Health and Human Services Fund Resources:											
Undisbursed Funds	2020		075	0886	000	-----	2,376,577,000.00	-----	601,865,840.91	-----	1,774,711,159.09
	2019					1,640,086,589.61	-----	-----	1,058,298,172.00	-----	581,788,417.61
	2018-2019					170,881,771.26	-----	-----	30,187,876.28	-----	140,693,894.98
	2018					358,920,598.99	-----	-----	279,433,059.44	-----	79,487,539.55
	2017					58,531,762.17	-----	-----	28,543,102.20	-----	29,988,659.97
	2016					19,883,057.21	-----	-----	5,223,645.73	-----	14,659,411.48
	2015					12,433,062.07	-----	-11,476,000.00	136,136.51	-----	⁴ 820,925.56
	No Year					73,700,988.61	70,000,000.00	-----	53,600,293.34	-----	90,100,695.27
	Subtotal		075	0886	000	2,334,437,829.92	2,446,577,000.00	-11,476,000.00	2,057,288,126.41	-----	2,712,250,703.51
National Eye Institute, National Institutes of Health Fund Resources:											
Undisbursed Funds	2020		075	0887	000	-----	823,325,000.00	-----	215,597,035.95	-----	607,727,964.05
	2019					565,276,910.33	-----	-----	431,488,585.85	-----	133,788,324.48
	2018					121,405,078.61	-----	-----	97,835,170.03	-----	23,569,908.58
	2017					14,613,382.48	-----	-----	7,929,443.70	-----	6,683,938.78
	2016					4,479,301.69	-----	-----	367,969.74	-----	4,111,331.95
	2015					5,375,916.93	-----	-4,250,000.00	193,710.30	932,206.63	-----
	Subtotal		075	0887	000	711,150,590.04	823,325,000.00	-4,250,000.00	753,411,915.57	932,206.63	775,881,467.84
National Institute of Arthritis and Musculoskeletal and Skin Diseases, National Institutes of Health, Health and Human Services Fund Resources:											
Undisbursed Funds	2020		075	0888	000	-----	624,889,000.00	-----	164,912,294.60	-----	459,976,705.40
	2019					437,571,888.52	-----	-----	335,626,546.84	-----	101,945,341.68
	2018					92,482,118.56	-----	-----	76,834,053.18	-----	15,648,065.38

Footnotes at End of Chapter

Appropriations, Outlays, and Balances - Continued

Appropriation or Fund Account Title	Account Symbol				Balances, Beginning of Fiscal Year	Appropriations and Other Obligational Authority ¹	Transfers Borrowings and Investment (Net) ²	Outlays (Net)	Balances Withdrawn and Other Transactions ³	Balances, End of Fiscal Year	
	Period of Availability	ATA	AID	MAIN							SUB
	2017				11,446,262.62	-----	-----	7,376,894.61	-----	4,069,368.01	
	2016				3,232,972.74	-----	-----	803,591.99	-----	2,429,380.75	
	2015				3,298,790.07	-----	-1,588,000.00	314,532.08	-----	⁴ 1,396,257.99	
	Subtotal		075	0888	000	548,032,032.51	624,889,000.00	-1,588,000.00	585,867,913.30	585,465,119.21	
National Institute of Nursing Research, National Institutes of Health, Health and Human Services Fund Resources:											
Undisbursed Funds	2020		075	0889	000	-----	172,363,000.00	-----	39,841,286.05	-----	132,521,713.95
	2019					121,889,034.38	-----	-----	87,037,013.44	-----	34,852,020.94
	2018					31,514,212.56	-----	-----	28,077,920.82	-----	3,436,291.74
	2017					3,727,633.31	-----	-----	1,653,708.83	-----	2,073,924.48
	2016					1,985,202.27	-----	-----	132,917.52	-----	1,852,284.75
	2015					1,244,573.62	-----	-998,000.00	-4,135.32	250,708.94	-----
	Subtotal		075	0889	000	160,360,656.14	172,363,000.00	-998,000.00	156,738,711.34	250,708.94	174,736,235.86
National Institute on Deafness and Other Communication Disorders, National Institutes of Health, Health and Human Services Fund Resources:											
Undisbursed Funds	2020		075	0890	000	-----	490,692,000.00	-----	130,204,182.15	-----	360,487,817.85
	2019					334,405,134.75	-----	-----	236,426,558.46	-----	97,978,576.29
	2018					82,161,032.32	-----	-----	63,774,353.19	-----	18,386,679.13
	2017					12,561,690.99	-----	-----	7,320,129.58	-----	5,241,561.41
	2016					4,463,681.10	-----	-----	1,033,360.35	-----	3,430,320.75
	2015					3,709,190.23	-----	-2,219,000.00	664,161.73	-----	⁴ 826,028.50
	Subtotal		075	0890	000	437,300,729.39	490,692,000.00	-2,219,000.00	439,422,745.46	-----	486,350,983.93
National Human Genome Research Institute, National Institutes of Health, Health and Human Services Fund Resources:											
Undisbursed Funds	2020		075	0891	000	-----	604,118,000.00	-----	202,254,386.44	-----	401,863,613.56
	2019					371,576,892.02	-----	-----	284,488,112.03	-----	87,088,779.99
	2018					66,182,130.59	-----	-----	56,830,390.33	-----	9,351,740.26
	2017					10,448,740.10	-----	-----	4,812,381.61	-----	5,636,358.49
	2016-2017					144,559.95	-----	-----	-----	-----	144,559.95
	2016					4,065,108.97	-----	-----	184,965.88	-----	3,880,143.09
	2015-2016					0.74	-----	-----	-----	-----	0.74
	2015					2,500,785.13	-----	-1,871,000.00	129,765.68	500,019.45	-----
	Subtotal		075	0891	000	454,918,217.50	604,118,000.00	-1,871,000.00	548,700,001.97	500,019.45	507,965,196.08
National Institute of Mental Health, National Institutes of Health, Health and Human Services Fund Resources:											
Undisbursed Funds	2020		075	0892	000	-----	1,972,966,000.00	-----	469,659,947.37	-----	1,503,306,052.63
	2019					1,343,658,099.87	-----	-----	939,016,483.25	-----	404,641,616.62
	2018					340,671,658.98	-----	-----	268,996,677.65	-----	71,674,981.33
	2017					58,557,502.08	-----	-----	31,586,618.08	-----	26,970,884.00
	2016					17,872,121.54	-----	-----	3,208,452.03	-----	14,663,669.51
	2015					12,257,453.09	-----	-10,864,000.00	-92,767.45	-----	⁴ 1,486,220.54

Footnotes at End of Chapter

Appropriations, Outlays, and Balances - Continued

Appropriation or Fund Account Title	Account Symbol				Balances, Beginning of Fiscal Year	Appropriations and Other Obligational Authority ¹	Transfers Borrowings and Investment (Net) ²	Outlays (Net)	Balances Withdrawn and Other Transactions ³	Balances, End of Fiscal Year	
	Period of Availability	ATA	AID	MAIN							SUB
	No Year				83,118,934.35	70,000,000.00	-----	31,955,375.72	-----	121,163,558.63	
	Subtotal		075	0892	000	1,856,135,769.91	2,042,966,000.00	-10,864,000.00	1,744,330,786.65	-----	2,143,906,983.26
National Institute on Drug Abuse, National Institutes of Health, Health and Human Services Fund Resources:											
Undisbursed Funds	2020		075	0893	000	-----	1,457,724,000.00	-----	281,393,359.84	-----	1,176,330,640.16
	2019				1,111,066,055.89	-----	-----	655,670,271.96	-----	455,395,783.93	
	2018-2019				221,166,354.49	-----	-----	84,915,989.30	-----	136,250,365.19	
	2018				268,137,898.35	-----	-----	206,929,309.39	-----	61,208,588.96	
	2017				52,169,714.05	-----	-----	30,037,699.47	-----	22,132,014.58	
	2016				13,961,578.99	-----	-----	3,153,636.96	-----	10,807,942.03	
	2015				13,561,564.00	-----	-5,989,000.00	3,976,277.20	-----	4 3,596,286.80	
	No Year				-----	-----	-----	-3,601.06	-----	3,601.06	
	Subtotal		075	0893	000	1,680,063,165.77	1,457,724,000.00	-5,989,000.00	1,266,072,943.06	-----	1,865,725,222.71
National Institute on Alcohol Abuse and Alcoholism, National Institutes of Health, Health and Human Services Fund Resources:											
Undisbursed Funds	2020		075	0894	000	-----	546,696,000.00	-----	135,446,544.92	-----	411,249,455.08
	2019				389,949,854.48	-----	-----	252,788,339.40	-----	137,161,515.08	
	2018				118,122,160.84	-----	-----	96,211,785.37	-----	21,910,375.47	
	2017				22,727,374.97	-----	-----	9,858,652.47	-----	12,868,722.50	
	2016				4,787,411.45	-----	-----	2,406,933.44	-----	2,380,478.01	
	2015				2,499,641.53	-----	-2,073,000.00	-73,115.99	499,757.52	-----	
	Subtotal		075	0894	000	538,086,443.27	546,696,000.00	-2,073,000.00	496,639,139.61	499,757.52	585,570,546.14
National Center for Complementary and Integrative Health, National Institute of Health, Health and Human Services Fund Resources:											
Undisbursed Funds	2020		075	0896	000	-----	151,877,000.00	-----	37,398,688.78	-----	114,478,311.22
	2019				109,482,881.15	-----	-----	64,611,277.08	-----	44,871,604.07	
	2018				41,211,527.66	-----	-----	33,433,146.48	-----	7,778,381.18	
	2017				3,643,899.43	-----	-----	2,777,310.89	-----	866,588.54	
	2016				661,957.10	-----	-----	490,538.77	-----	171,418.33	
	2015				1,271,008.93	-----	-800,000.00	214,221.93	256,787.00	-----	
	Subtotal		075	0896	000	156,271,274.27	151,877,000.00	-800,000.00	138,925,183.93	256,787.00	168,166,303.34
National Institute on Minority Health and Health Disparities, National Institutes of Health, Health and Human Services Fund Resources:											
Undisbursed Funds	2020		075	0897	000	-----	335,812,000.00	-----	55,517,786.03	-----	280,294,213.97
	2019				260,726,925.02	-----	-----	149,715,878.08	-----	111,011,046.94	
	2018				103,880,873.14	-----	-----	86,930,905.56	-----	16,949,967.58	
	2017				13,236,987.11	-----	-----	10,873,067.68	-----	2,363,919.43	
	2016				6,469,970.12	-----	-----	118,275.77	-----	6,351,694.35	
	2015				5,503,062.13	-----	-2,884,000.00	1,920,564.29	698,497.84	-----	
	Subtotal		075	0897	000	389,817,817.52	335,812,000.00	-2,884,000.00	305,076,477.41	698,497.84	416,970,842.27

Footnotes at End of Chapter

Appropriations, Outlays, and Balances - Continued

Appropriation or Fund Account Title	Account Symbol				Balances, Beginning of Fiscal Year	Appropriations and Other Obligational Authority ¹	Transfers Borrowings and Investment (Net) ²	Outlays (Net)	Balances Withdrawn and Other Transactions ³	Balances, End of Fiscal Year	
	Period of Availability	ATA	AID	MAIN							SUB
National Institute of Biomedical Imaging and Bioengineering, National Institutes of Health, Health and Human Services Fund Resources:											
Undisbursed Funds	2020-2024		075	0898	000	-----	60,000,000.00	-----	955,495.87	-----	59,044,504.13
	2020					-----	404,638,000.00	-----	77,912,176.95	-----	326,725,823.05
	2019					311,222,674.25	-----	-----	210,002,344.39	-----	101,220,329.86
	2018					83,839,076.66	-----	-----	68,154,805.98	-----	15,684,270.68
	2017					11,152,390.64	-----	-----	7,591,275.96	-----	3,561,114.68
	2016					2,537,966.74	-----	-----	834,186.34	-----	1,703,780.40
	2015					1,281,832.90	-----	-602,000.00	179,161.59	500,671.31	-----
	No Year					-----	500,000,000.00	-----	93,985,153.63	-----	406,014,846.37
	Subtotal		075	0898	000	410,033,941.19	964,638,000.00	-602,000.00	459,614,600.71	500,671.31	913,954,669.17
Special Fund Accounts											
Cooperative Research and Development Agreements, National Institutes of Health, Health and Human Services Fund Resources:											
Undisbursed Funds	No Year		075	5145	000	114,643,173.03	55,503,051.74	-----	36,160,542.31	-----	133,985,682.46
NIH Innovation, CURES Act, National Institutes of Health, Health and Human Services Fund Resources:											
Undisbursed Funds	No Year		075	5628	000	285,769,877.50	157,000,000.00	-----	133,721,217.28	-----	309,048,660.22
Management Funds											
Management Fund, National Institutes of Health, Health and Human Services Fund Resources:											
Undisbursed Funds	2020-2022		075	3966	000	-----	-----	-----	-45,985,750.71	-----	45,985,750.71
	2020-2021					-----	-----	-----	-203,547,076.56	-----	203,547,076.56
	2019-2021					86,903,232.75	-----	-----	8,048,323.64	-----	78,854,909.11
	2019-2020					170,765,826.27	-----	-----	149,876,458.96	-----	20,889,367.31
	2018-2020					100,976,873.96	-----	-----	63,684,061.25	-----	37,292,812.71
	2018-2019					28,419,320.16	-----	-----	11,035,846.75	-----	17,383,473.41
	2017-2019					78,011,257.67	-----	-----	37,013,536.82	-----	40,997,720.85
	2017-2018					9,350,183.14	-----	-----	955,881.07	-----	8,394,302.07
	2016-2018					57,092,144.13	-----	-----	5,338,604.41	-----	51,753,539.72
	2016-2017					4,538,038.90	-----	-----	81,241.93	-----	4,456,796.97
	2015-2017					16,384,461.25	-----	-----	9,949,022.60	-----	6,435,438.65
	2015-2016					4,652,154.49	-----	-----	130,703.95	-----	4,521,450.54
	2014-2016					5,617,943.88	-----	-----	720,434.90	-----	4,897,508.98
	2014-2015					4,035,835.71	-----	-----	54,392.71	3,981,443.00	-----
	2013-2015					1,366,640.10	-----	-----	-7,022.70	1,373,662.80	-----
	No Year					11,728,552.88	-----	-----	6,317,468.99	-----	5,411,083.89
	Subtotal		075	3966	000	579,842,465.29	-----	-----	43,666,128.01	5,355,105.80	530,821,231.48
Intragovernmental Funds											

Footnotes at End of Chapter

Appropriations, Outlays, and Balances - Continued

Appropriation or Fund Account Title	Account Symbol				Balances, Beginning of Fiscal Year	Appropriations and Other Obligational Authority ¹	Transfers Borrowings and Investment (Net) ²	Outlays (Net)	Balances Withdrawn and Other Transactions ³	Balances, End of Fiscal Year	
	Period of Availability	ATA	AID	MAIN							SUB
Service and Supply Fund, National Institutes of Health, Health and Human Services Fund Resources:											
Undisbursed Funds	No Year		075	4554	000	1,379,099,645.33	-----	-----	-471,249,075.93	-----	1,850,348,721.26
Total, National Institutes of Health						41,899,905,229.97	44,589,082,051.74	-276,353,420.00	36,387,336,418.64	39,802,140.27	49,785,495,302.80
Substance Abuse and Mental Health Services Administration											
General Fund Accounts											
Health Surveillance and Program Support, Substance Abuse and Mental Health Services Administration, Health and Human Services Fund Resources:											
Undisbursed Funds	2020-2021		075	1362	000	-----	425,000,000.00	-----	18,046,276.56	-----	406,953,723.44
	2020					-----	128,830,000.00	-----	75,193,161.22	-----	53,636,838.78
	2019-2020					100,000,000.00	-----	-----	1,965,570.10	-----	98,034,429.90
	2018-2020					15,332,096.73	-----	-----	3,770,389.31	-----	11,561,707.42
	2019					51,550,624.15	-----	-----	30,217,617.06	-----	21,333,007.09
	2018					17,009,164.35	-----	-----	7,991,275.36	-----	9,017,888.99
	2017					299,629.88	-----	-----	-3,730,299.46	-----	4,029,929.34
	2016-2017					273,127.16	-----	-----	-----	-----	273,127.16
	2016					7,212,145.68	-----	-----	-1,936,032.73	-----	9,148,178.41
	2015-2016					383,514.65	-----	-----	-----	-----	383,514.65
	2015					3,976,681.14	-----	-3,906,219.78	-220,062.79	290,524.15	-----
	No Year					927,105.65	-----	-----	522,578.42	-----	404,527.23
	Subtotal		075	1362	000	196,964,089.39	553,830,000.00	-3,906,219.78	131,820,473.05	290,524.15	614,776,872.41
Mental Health, Substance Abuse and Mental Health Services Administration, Health and Human Services Fund Resources:											
Undisbursed Funds	2020-2022		075	1363	000	-----	200,000,000.00	-----	11,043,543.97	-----	188,956,456.03
	2019-2021					140,980,645.21	-----	-----	74,192,450.61	-----	66,788,194.60
	2020					-----	1,444,974,000.00	-----	234,503,059.36	-----	1,210,470,940.64
	2018-2020					51,286,874.56	-----	-----	47,316,606.45	-----	3,970,268.11
	2019					1,132,547,658.19	-----	-----	700,359,824.50	-----	432,187,833.69
	2018					467,357,588.21	-----	-----	349,136,784.60	-----	118,220,803.61
	2017					125,312,200.45	-----	-----	36,659,631.70	-----	88,652,568.75
	2016					69,244,052.81	-----	-----	13,096,663.36	-----	56,147,389.45
	2015					48,478,750.54	-----	-43,783,717.00	4,308,347.00	386,686.54	-----
	No Year					19,521,258.82	12,000,000.00	-----	12,562,905.39	-----	18,958,353.43
	Subtotal		075	1363	000	2,054,729,028.79	1,656,974,000.00	-43,783,717.00	1,483,179,816.94	386,686.54	2,184,352,808.31
Substance Abuse Treatment, Substance Abuse and Mental Health Administration, Health and Human Services Fund Resources:											
Undisbursed Funds	2020		075	1364	000	-----	3,756,556,000.00	-----	532,745,563.74	-----	3,223,810,436.26
	2019					3,160,860,522.26	-----	-----	1,713,714,068.89	-----	1,447,146,453.37
	2018					1,026,618,194.31	-----	-----	886,137,161.74	-----	140,481,032.57
	2017					96,448,458.09	-----	-----	26,613,855.34	-----	69,834,602.75
	2016					48,354,517.74	-----	-----	690,661.72	-----	47,663,856.02

Footnotes at End of Chapter

Appropriations, Outlays, and Balances - Continued

Appropriation or Fund Account Title	Account Symbol				Balances, Beginning of Fiscal Year	Appropriations and Other Obligational Authority ¹	Transfers Borrowings and Investment (Net) ²	Outlays (Net)	Balances Withdrawn and Other Transactions ³	Balances, End of Fiscal Year
	Period of Availability	ATA	AID	MAIN						
	2015				40,246,926.69	-----	-38,968,933.00	205,288.48	1,072,705.21	-----
	No Year				165,321,151.92	-----	-----	118,066,536.94	-----	47,254,614.98
	Subtotal		075	1364	4,537,849,771.01	3,756,556,000.00	-38,968,933.00	3,278,173,136.85	1,072,705.21	4,976,190,995.95
Substance Abuse Prevention, Substance Abuse and Mental Health Administration, Health and Human Services										
Fund Resources:										
Undisbursed Funds										
	2020		075	1365	-----	206,469,000.00	-----	6,187,661.80	-----	200,281,338.20
	2019				260,759,923.10	-----	-----	160,089,765.72	-----	100,670,157.38
	2018				161,157,548.89	-----	-----	114,490,014.87	-----	46,667,534.02
	2017				47,027,294.47	-----	-----	26,600,601.87	-----	20,426,692.60
	2016				14,427,895.94	-----	-----	4,052,461.26	-----	10,375,434.68
	2015				7,034,428.47	-----	-3,962,673.00	2,150,292.89	921,462.58	-----
	Subtotal		075	1365	490,407,090.87	206,469,000.00	-3,962,673.00	313,570,798.41	921,462.58	378,421,156.88
Total, Substance Abuse and Mental Health Services Administration					7,279,949,980.06	6,173,829,000.00	-90,621,542.78	5,206,744,225.25	2,671,378.48	8,153,741,833.55
Agency for Healthcare Research and Quality										
General Fund Accounts										
Healthcare Research and Quality, Agency for Healthcare Research and Quality, Health and Human Services										
Fund Resources:										
Undisbursed Funds										
	2020		075	1700	-----	338,000,000.00	-----	124,697,091.20	-----	213,302,908.80
	2019-2020				-----	-----	-----	53,881.72	-----	⁵ -53,881.72
	2019				210,941,640.49	-----	-----	148,065,926.02	-----	62,875,714.47
	2018-2019				-141,775.35	-----	-----	-43,302.51	-----	⁵ -98,472.84
	2018				65,732,700.92	-----	-----	46,018,411.75	-----	19,714,289.17
	2017-2018				-163,040.27	-----	-----	-45,064.74	-----	⁵ -117,975.53
	2017				16,738,638.53	-----	-----	7,273,025.89	-----	9,465,612.64
	2016				12,982,077.40	-----	-----	3,321,096.47	-----	9,660,980.93
	2015-2016				-18,388.92	-----	-----	-18,724.92	-----	336.00
	2015				10,243,354.89	-----	-8,640,796.34	1,515,277.78	87,280.77	-----
	No Year				29,178,374.06	-----	-----	2,428,501.06	-----	26,749,873.00
	Subtotal		075	1700	345,493,581.75	338,000,000.00	-8,640,796.34	333,266,119.72	87,280.77	341,499,384.92
Total, Agency for Healthcare Research and Quality					345,493,581.75	338,000,000.00	-8,640,796.34	333,266,119.72	87,280.77	341,499,384.92
Centers for Medicare and Medicaid Services										
General Fund Accounts										
Health Insurance Consumer Information, Office of the Secretary, Health and Human Services										
Fund Resources:										
Transfer To:										
Centers for Medicare and Medicaid Services, Health and Human Services										
	No Year	075	075	0111	005	1,968,974.58	-----	-----	-----	1,968,974.58
Rate Review Grants, Office of the Secretary, Health and Human Services										
Fund Resources:										
Transfer To:										
Centers for Medicare and Medicaid Services, Health and Human Services										
	No Year	075	075	0112	005	23,618,050.72	-----	-----	-----	17,013,887.71

Footnotes at End of Chapter

Appropriations, Outlays, and Balances - Continued

Appropriation or Fund Account Title	Account Symbol				Balances, Beginning of Fiscal Year	Appropriations and Other Obligational Authority ¹	Transfers Borrowings and Investment (Net) ²	Outlays (Net)	Balances Withdrawn and Other Transactions ³	Balances, End of Fiscal Year	
	Period of Availability	ATA	AID	MAIN							SUB
Human Services											
Pre-Existing Condition Insurance Plan Program, Office of the Secretary, Health and Human Services											
Fund Resources:											
Undisbursed Funds	No Year		075	0113	000	2,197,326.09	-----	-----	-3,982.16	-----	2,201,308.25
Transfer To:											
Centers for Medicare and Medicaid Services, Health and Human Services	No Year	075	075	0113	005	261,962,136.71	-----	-----	52,941,446.33	-----	209,020,690.38
Subtotal			075	0113	000	264,159,462.80	-----	-----	52,937,464.17	-----	211,221,998.63
Early Retiree Reinsurance Program, Office of the Secretary, Health and Human Services											
Fund Resources:											
Undisbursed Funds	No Year		075	0114	000	558,450.78	-----	-----	-----	-----	558,450.78
Transfer To:											
Centers for Medicare and Medicaid Services, Health and Human Services	No Year	075	075	0114	005	36,142,601.75	-----	-----	13,489.78	-----	36,129,111.97
Subtotal			075	0114	000	36,701,052.53	-----	-----	13,489.78	-----	36,687,562.75
Affordable Insurance Exchange Grants, Centers for Medicare and Medicaid Services, Health and Human Services											
Fund Resources:											
Undisbursed Funds	2018		075	0115	000	25,572.46	-----	-----	-----	-----	25,572.46
	2017					156,427.73	-----	-----	-----	-----	156,427.73
	2016					68,214.78	-----	-----	-----	-----	68,214.78
	2015					404,595.01	-----	-----	-643.80	405,238.81	-----
Subtotal			075	0115	000	654,809.98	-----	-----	-643.80	405,238.81	250,214.97
Consumer Operated and Oriented Plan Program Account, Centers for Medicare and Medicaid Services, Health and Human Services											
Fund Resources:											
Undisbursed Funds	No Year		075	0118	000	° 2,709,684.50	2,084,290.00	-----	2,478,706.19	-----	2,315,268.31
Medicare Health Information Technology Incentive Payments - Recovery Act, Centers for Medicare and Medicaid Services, Health and Human Services											
Fund Resources:											
Undisbursed Funds	No Year		075	0508	000	14,010,894.84	-----	-----	352,975.02	-----	13,657,919.82
Patient Protection and Affordable Care - Program Management, Centers for Medicare and Medicaid, Health and Human Services											
Fund Resources:											
Undisbursed Funds	2016		075	0509	000	0.01	-----	-----	-----	-----	0.01
	2015					77,177.41	-----	-----	77,177.41	-----	-----
	No Year					171,633,014.73	-----	-----	36,188,108.80	-----	135,444,905.93
Subtotal			075	0509	000	171,710,192.15	-----	-----	36,265,286.21	-----	135,444,905.94
Program Management - Recovery Act, Centers for Medicare and Medicaid Services, Health and Human Services											
Fund Resources:											
Undisbursed Funds	No Year		075	0510	000	128,662,558.60	-----	-----	23,667,396.36	-----	104,995,162.24

Footnotes at End of Chapter

Appropriations, Outlays, and Balances - Continued

Appropriation or Fund Account Title	Account Symbol				Balances, Beginning of Fiscal Year	Appropriations and Other Obligational Authority ¹	Transfers Borrowings and Investment (Net) ²	Outlays (Net)	Balances Withdrawn and Other Transactions ³	Balances, End of Fiscal Year	
	Period of Availability	ATA	AID	MAIN							SUB
Program Management, Centers for Medicare and Medicaid Services, Health and Human Services Fund Resources:											
Undisbursed Funds	2020-2023		075	0511	000	-----	200,000,000.00	-----	12,355,931.08	-----	187,644,068.92
	2018-2023					220.27	-----	-----	220.27	-----	-----
	2017-2022					137,278,472.38	-----	-----	81,843,041.96	-----	55,435,430.42
	2016-2022					376,802.38	-----	-----	-841,853.10	-----	1,218,655.48
	2015-2022					580,902.73	-----	-----	-226,016.35	-----	806,919.08
	2016-2021					52,424,578.05	-----	-----	13,723,644.87	-----	38,700,933.18
	2020					-----	2,896,992.00	-----	7 -62,933,064.56	-----	65,830,056.56
	2015-2020					38,128,015.48	-----	-----	3,580,069.45	-----	34,547,946.03
	2019					64,034,528.56	-----	-----	1,763,016.67	-----	62,271,511.89
	2017-2019					474,911.81	-----	-----	176.52	-----	474,735.29
	2014-2019					14,929,302.72	-----	-----	-2,637,711.88	-----	17,567,014.60
	2018					56,969,651.67	-----	-----	47,094,436.10	-----	9,875,215.57
	2017-2018					986,218.75	-----	-----	-13,781.27	-----	1,000,000.02
	2016-2018					2,045,683.36	-----	-----	-635,421.36	-----	2,681,104.72
	2015-2018					1,500,000.07	-----	-----	10,786.03	-----	1,489,214.04
	2013-2018					8,505,687.31	-----	-----	24,080.78	-----	8,481,606.53
	2017					8,021,916.55	-----	-----	-1,813,501.54	-----	9,835,418.09
	2012-2017					25,120,103.08	-----	-----	9,146.23	-----	25,110,956.85
	2016					2,641,395.23	-----	-----	-16,537,669.33	-----	19,179,064.56
	2015					8,012,084.20	-----	-----	8,012,084.20	-----	-----
	No Year					2,669,193,246.85	-----	-----	-517,059,660.14	-----	3,186,252,906.99
	Subtotal		075	0511	000	3,091,223,721.45	202,896,992.00	-----	-434,282,045.37	-----	3,728,402,758.82
Grants to States for Medicaid, Centers for Medicare and Medicaid Services, Health and Human Services Fund Resources:											
Undisbursed Funds	No Year		075	0512	000	61,526,970,281.46	462,991,424,594.87	15,459,466.98	455,174,121,705.35	-----	69,359,732,637.96
Transfer To:											
Center for Disease Control	No Year	075	075	0512	009	495,291,586.56	4,577,669,496.47	-15,459,466.98	3,293,268,224.51	-----	1,764,233,391.54
	Subtotal		075	0512	000	62,022,261,868.02	467,569,094,091.34	-----	458,467,389,929.86	-----	71,123,966,029.50
Payments for Credits Against Health Care Contributions, Centers for Medicare and Medicaid Services, Health and Human Services Fund Resources:											
Undisbursed Funds	No Year		075	0513	000	-----	2,449.54	-----	2,449.54	-----	-----
State Children's Health Insurance Fund, Centers for Medicare and Medicaid Services, Health and Human Services Fund Resources:											
Undisbursed Funds	2020		075	0515	000	-----	20,530,181,000.00	-----	11,983,670,978.80	-----	8,546,510,021.20
	2019					8,008,129,396.72	-----	-----	4,754,780,046.16	-----	3,253,349,350.56
	2018					1,185,871,169.33	-----	-----	126,717,759.73	-----	1,059,153,409.60
	2017					79,807,321.36	-----	-----	-----	-----	79,807,321.36
	2016					5,278,070,862.67	-----	-----	-----	-----	5,278,070,862.67
	No Year					8,314,809,853.20	-15,604,564.00	4,037,227,141.00	14,296,199.92	-----	12,322,136,230.28

Footnotes at End of Chapter

Appropriations, Outlays, and Balances - Continued

Appropriation or Fund Account Title	Account Symbol				Balances, Beginning of Fiscal Year	Appropriations and Other Obligational Authority ¹	Transfers Borrowings and Investment (Net) ²	Outlays (Net)	Balances Withdrawn and Other Transactions ³	Balances, End of Fiscal Year	
	Period of Availability	ATA	AID	MAIN SUB							
	Subtotal		075	0515	000	22,866,688,603.28	20,514,576,436.00	4,037,227,141.00	16,879,464,984.61	-----	30,539,027,195.67
State Grants and Demonstration, Centers for Medicare and Medicaid Services, Health and Human Services Fund Resources:											
Undisbursed Funds	2018-2023		075	0516	000	118,291,661.64	-----	-----	16,069,662.73	-----	102,221,998.91
	2020-2021					-----	337,500,000.00	-----	-----	-----	337,500,000.00
	2019-2021					254,500,000.00	-----	-----	30,543,897.71	-----	223,956,102.29
	2016-2021					30,858,562.26	-----	-----	12,487,025.99	-----	18,371,536.27
	2015-2021					14,741,006.00	-----	-----	5,131,792.61	-----	9,609,213.39
	2014-2021					11,973,771.04	-----	-----	7,254,304.79	-----	4,719,466.25
	2013-2021					1,616,171.00	-----	-----	188,497.44	-----	1,427,673.56
	2010-2021					67.00	-----	-----	-----	-----	67.00
	2009-2021					464,712.23	-----	-----	54,200.34	-----	410,511.89
	2008-2021					1,632,438.37	-----	-----	466,155.85	-----	1,166,282.52
	2007-2021					96,680.43	-----	-----	44,830.42	-----	51,850.01
	2016-2017					2,864,694.92	-----	-----	97,196.63	-----	2,767,498.29
	2016					111,633,176.86	-----	-----	53,898,153.68	-----	57,735,023.18
	2015-2016					165,525,166.84	-----	-----	53,455,764.30	-----	112,069,402.54
	2014-2016					109,848,356.30	-----	-----	40,644,491.13	-----	69,203,865.17
	2013-2016					80,920,183.84	-----	-----	8,656,152.59	-----	72,264,031.25
	2012-2016					1,486,361.90	-----	-----	317,600.85	-----	1,168,761.05
	2011-2016					1,158,583.13	-----	-----	-----	-----	1,158,583.13
	2010-2016					-14,012.30	-----	-----	-6,119.37	-----	⁵ -7,892.93
	2009-2016					558,274.98	-----	-----	7,471.49	-----	550,803.49
	2008-2016					250,760.67	-----	-----	123,205.26	-----	127,555.41
	2007-2016					56,625.36	-----	-----	499.75	-----	56,125.61
	2010-2015					3,443,277.97	-----	-----	-----	3,443,277.97	-----
	2009-2015					7,172,640.48	-----	-----	-----	7,172,640.48	-----
	No Year					451,193,915.88	84,008,189.00	-----	103,323,911.48	-----	431,878,193.40
	Subtotal		075	0516	000	1,370,273,076.80	421,508,189.00	-----	332,758,695.67	10,615,918.45	1,448,406,651.68
Grants to States for Medicaid - Recovery Act, Centers for Medicare and Medicaid Services, Health and Human Services Fund Resources:											
Undisbursed Funds	No Year		075	0518	000	398,457,323.82	-----	-----	1,500,240.62	-----	396,957,083.20
Quality Improvements Organizations, Centers for Medicare and Medicaid, Health and Human Services Fund Resources:											
Undisbursed Funds	2020		075	0519	000	-----	-----	-----	-20,789,281.16	-----	20,789,281.16
	2019					18,209,163.19	-----	-----	555,364.03	-----	17,653,799.16
	2018					16,512,155.12	-----	-----	12,427,098.81	-----	4,085,056.31
	2017					12,293,544.32	-----	-----	-478,741.70	-----	12,772,286.02
	2016					9,331,239.39	-----	-----	-4,300,623.41	-----	13,631,862.80
	2015					1,664,929.38	-----	-----	1,664,929.38	-----	-----

Footnotes at End of Chapter

Appropriations, Outlays, and Balances - Continued

Appropriation or Fund Account Title	Account Symbol				Balances, Beginning of Fiscal Year	Appropriations and Other Obligational Authority ¹	Transfers Borrowings and Investment (Net) ²	Outlays (Net)	Balances Withdrawn and Other Transactions ³	Balances, End of Fiscal Year	
	Period of Availability	ATA	AID	MAIN							SUB
	Subtotal		075	0519	000	58,011,031.40	-----	-----	-10,921,254.05	-----	68,932,285.45
Centers for Medicare and Medicaid Innovation, Centers for Medicare and Medicaid, Health and Human Services Fund Resources: Undisbursed Funds	No Year		075	0522	000	2,869,534,048.41	9,410,000,000.00	-----	791,872,655.09	-----	11,487,661,393.32
Consumer Operated Oriented Plan Program Contingency Fund, Centers for Medicare and Medicaid Services, Health and Human Services Fund Resources: Undisbursed Funds	No Year		075	0524	000	* 2,415,780.10	19,497.00	-----	851,512.31	-----	1,583,764.79
Payments to Healthcare Trust Funds, Center for Medicare and Medicaid Services, Health and Human Services Fund Resources: Undisbursed Funds	2020		075	0580	000	-----	410,937,523,022.00	-----	366,881,682,094.99	-----	44,055,840,927.01
	2019					38,307,647,391.58	-----	-----	122,200,195.00	-----	38,185,447,196.58
	2018					12,158,394,844.15	-----	-----	56,816,802.00	-----	12,101,578,042.15
	2017					105,069,106.00	-----	-----	-6,210,138,081.30	-----	6,315,207,187.30
	2016					3,655,262,479.88	-----	-----	389,232.00	-----	3,654,873,247.88
	2015					6,458,242,164.58	-----	-----	842,569.00	6,457,399,595.58	-----
	Subtotal		075	0580	000	60,684,615,986.19	410,937,523,022.00	-----	360,851,792,811.69	6,457,399,595.58	104,312,946,600.92
Taxation on OASDI Benefits, HI, Centers for Medicare and Medicaid Services, Health and Human Services Fund Resources: Undisbursed Funds	No Year		075	0585	000	-----	26,941,000,000.00	-----	26,941,000,000.00	-----	-----
Payments to Federal Hospital Insurance Trust Fund, Health Care Fraud and Abuse, Health and Human Services Fund Resources: Undisbursed Funds	2020		075	1806	000	-----	728,833,433.74	-----	728,833,433.74	-----	-----
Special Fund Accounts											
Child Enrollment Contingency Fund, Centers for Medicare and Medicaid Services, Health and Human Services Fund Resources: Undisbursed Funds	No Year		075	5551	000	10,440,270,853.31	4,913,703,194.85	-4,037,227,141.00	1,705,712.00	-----	11,315,041,195.16
Risk Adjustment Program Payments, Centers for Medicare and Medicaid Services, Health and Human Services Fund Resources: Undisbursed Funds	No Year		075	5733	000	3,794,229,231.48	5,891,570,581.27	-----	5,874,009,578.57	-----	3,811,790,234.18
Transitional Reinsurance Program, Centers for Medicare and Medicaid Services, Health and Human Services Fund Resources: Undisbursed Funds	No Year		075	5735	000	216,740,274.48	2,382,950.72	-----	-95,148.47	-----	219,218,373.67
Trust Fund Accounts											
Federal Supplementary Medical Insurance Trust Fund-Treasury Managed, Health and Human Services Fund Resources: Undisbursed Funds	No Year		075	8004	000	2,477,171,989.21	-12,230,480,608.76	17,238,966,000.00	4,989,521,974.80	-----	2,496,135,405.65
Transfer To: Health and Human Services	No Year	075	075	8004	000	116,145.93	417,262,148,590.08	-----	417,242,651,306.49	-----	19,613,429.52
Investments in US Treasury Securities						104,716,025,000.00	-----	-17,238,966,000.00	-----	-----	87,477,059,000.00

Footnotes at End of Chapter

Appropriations, Outlays, and Balances - Continued

Appropriation or Fund Account Title	Account Symbol				Balances, Beginning of Fiscal Year	Appropriations and Other Obligational Authority ¹	Transfers Borrowings and Investment (Net) ²	Outlays (Net)	Balances Withdrawn and Other Transactions ³	Balances, End of Fiscal Year	
	Period of Availability	ATA	AID	MAIN SUB							
Subtotal		075	8004	000	107,193,313,135.14	405,031,667,981.32	-----	422,232,173,281.29	-----	89,992,807,835.17	
Federal Hospital Insurance Trust Fund - Treasury Managed, Health and Human Services											
Fund Resources:											
Undisbursed Funds	No Year	075	8005	000	29,296,955.17	-61,669,231,624.50	64,890,372,000.00	3,234,855,154.18	-----	15,582,176.49	
Transfer To:											
Health and Human Services	No Year	075	075	8005	000	172,298,651.42	407,495,084,199.47	-----	407,121,191,819.47	-----	546,191,031.42
Investments in US Treasury Securities					198,625,096,000.00	-----	-64,890,372,000.00	-----	-----	-----	133,734,724,000.00
Subtotal		075	8005	000	198,826,691,606.59	345,825,852,574.97	-----	410,356,046,973.65	-----	134,296,497,207.91	
Medicare Prescription Drug Account, Centers for Medicare and Medicaid Services, Health and Human Services											
Fund Resources:											
Undisbursed Funds	No Year	075	8308	000	12,047,473.43	89,703,930,000.53	-----	89,645,961,081.38	-----	70,016,392.58	
Health Care Fraud and Abuse Control Account, Health and Human Services											
Fund Resources:											
Undisbursed Funds	2020-2021	075	8393	000	-----	196,368,981.23	-----	176,429,030.13	-----	19,939,951.10	
	2019-2020				17,426,166.71	349,779,080.24	-----	356,538,071.35	-----	10,667,175.60	
	2018-2019				65,844.74	160,723,801.71	-----	153,085,095.82	-----	7,704,550.63	
	2017-2018				69,702.10	24,724,993.79	-----	16,952,686.89	-----	7,842,009.00	
	2016-2017				516,193.79	13,579,708.47	-----	7,988,523.05	-----	6,107,379.21	
	2015-2016				687,407.66	994,242.81	-----	982,632.42	-----	699,018.05	
	2014-2015				5,339.09	40,654.48	-----	45,993.57	-----	-----	
	No Year				48,251,252.38	1,302,069,484.33	-----	1,338,682,189.64	-----	11,638,547.07	
Subtotal		075	8393	000	67,021,906.47	2,048,280,947.06	-----	2,050,704,222.87	-----	64,598,630.66	
Total, Centers for Medicare and Medicaid Services					474,557,991,601.07	1,790,144,926,631.34	-----	1,794,833,087,951.94	6,468,420,752.84	463,401,409,527.63	
Administration for Children and Families											
General Fund Accounts											
Payments to States for Child Support Enforcement and Family Support Programs, Administration for Children and Families, Health and Human Services											
Fund Resources:											
Undisbursed Funds	No Year	075	1501	000	1,676,925,857.85	4,566,189,231.82	-----	4,423,412,642.93	15,356,279.24	1,804,346,167.50	
Low Income Home Energy Assistance, Administration for Children and Families, Health and Human Services											
Fund Resources:											
Undisbursed Funds	2020-2021	075	1502	000	-----	900,000,000.00	-----	207,380,639.58	-----	692,619,360.42	
	2020				-----	3,740,304,000.00	-----	2,366,196,510.81	-----	1,374,107,489.19	
	2019-2020				-----	-----	947,485.00	-----	-----	947,485.00	
	2019				1,345,152,030.64	-----	-947,485.00	1,121,155,284.42	-----	223,049,261.22	
	2018-2019				1,775,456.00	-----	-----	1,296,628.00	-----	478,828.00	
	2018				132,973,342.02	-----	-----	108,363,509.26	-----	24,609,832.76	
	2017-2018				116,599.01	-----	-----	40,213.07	-----	76,385.94	
	2017				22,646,839.11	-----	-----	5,682,300.18	-----	16,964,538.93	
	2016-2017				615,680.80	-----	-----	43,578.00	-----	572,102.80	
	2016				38,624,306.51	-----	-----	1,173,070.96	-----	37,451,235.55	

Footnotes at End of Chapter

Appropriations, Outlays, and Balances - Continued

Appropriation or Fund Account Title	Account Symbol				Balances, Beginning of Fiscal Year	Appropriations and Other Obligational Authority ¹	Transfers Borrowings and Investment (Net) ²	Outlays (Net)	Balances Withdrawn and Other Transactions ³	Balances, End of Fiscal Year
	Period of Availability	ATA	AID	MAIN						
	2015-2016				151,763.17	-----	-----	33.00	-----	151,730.17
	2015				17,280,315.45	-----	-17,048,784.38	231,531.07	-----	-----
	2014-2015				655,991.00	-----	-655,991.00	-----	-----	-----
	No Year				12,166,329.79	-----	-----	-476,657.14	-----	12,642,986.93
	Subtotal		075	1502	000	1,572,158,653.50	4,640,304,000.00	-17,704,775.38	3,811,086,641.21	2,383,671,236.91
Refugee and Entrant Assistance, Administration for Children and Families, Health and Human Services										
Fund Resources:										
Undisbursed Funds										
	2020-2022		075	1503	000	-----	1,864,446,000.00	-----	275,906,999.49	1,588,539,000.51
	2019-2021					3,500,054,081.21	-----	1,525,522,994.27	-----	1,974,531,086.94
	2020					-----	43,755,000.00	3,778,088.09	-----	39,976,911.91
	2018-2020					343,863,935.25	-----	174,809,868.48	-----	169,054,066.77
	2019					161,819,027.45	-----	115,967,398.66	-----	45,851,628.79
	2017-2019					103,399,901.37	-----	35,874,787.78	-----	67,525,113.59
	2018					-158,696,389.69	-----	-165,769,372.11	-----	7,072,982.42
	2016-2018					36,949,496.40	-----	7,732,847.94	-----	29,216,648.46
	2017					8,546,270.61	-----	591,755.00	-----	7,954,515.61
	2015-2017					57,354,986.48	-----	133,855.18	-----	57,221,131.30
	2016					1,370,877.00	-----	153,881.86	-----	1,216,995.14
	2014-2016					49,467,638.56	-----	-11,991.29	-----	49,479,629.85
	2015					602,658.35	-----	-602,541.09	117.26	-----
	2013-2015					17,325,798.59	-----	-16,938,928.14	219,681.40	167,189.05
	No Year					13,281,154.87	-----	292,069.21	-----	12,989,085.66
	Subtotal		075	1503	000	4,135,339,436.45	1,908,201,000.00	-17,541,469.23	1,975,202,863.96	167,306.31
Promoting Safe and Stable Families, Administration for Children and Families, Health and Human Services										
Fund Resources:										
Undisbursed Funds										
	2019-2026		075	1512	000	15,000,000.00	-----	-----	375,805.71	14,624,194.29
	2018-2022					8,000,000.00	-----	-----	-----	8,000,000.00
	2020-2021					-----	500,000,000.00	-----	7,921,157.31	492,078,842.69
	2020					-----	492,160,000.00	-----	111,152,956.24	381,007,043.76
	2019					397,234,835.37	-----	267,854,401.86	-----	129,380,433.51
	2018					147,700,308.65	-----	95,847,787.80	-----	51,852,520.85
	2017					27,314,758.41	-----	619,500.97	-----	26,695,257.44
	2016					31,191,511.91	-----	180,366.90	-----	31,011,145.01
	2015					16,068,503.21	-----	-----	16,068,503.21	-----
	No Year					185,697,165.02	75,000,000.00	-----	64,048,859.05	196,648,305.97
	Subtotal		075	1512	000	828,207,082.57	1,067,160,000.00	-----	548,000,835.84	1,331,297,743.52
Payment to States for the Child Care and Development Block Grant, Administration for Children and Families, Health and Human Services										
Fund Resources:										
Undisbursed Funds										
	2020-2021		075	1515	000	-----	3,466,538,903.00	-----	1,569,563,672.36	1,896,975,230.64
	2019-2021					30,000,000.00	-----	-----	-----	30,000,000.00
	2020					-----	5,709,941,186.00	-----	2,382,596,782.32	3,327,344,403.68

Footnotes at End of Chapter

Appropriations, Outlays, and Balances - Continued

Appropriation or Fund Account Title	Account Symbol				Balances, Beginning of Fiscal Year	Appropriations and Other Obligational Authority ¹	Transfers Borrowings and Investment (Net) ²	Outlays (Net)	Balances Withdrawn and Other Transactions ³	Balances, End of Fiscal Year
	Period of Availability	ATA	AID	MAIN						
	2019				3,275,435,024.23	-----	-----	2,296,007,123.58	-----	979,427,900.65
	2018-2019				2,280,802.01	-----	-----	1,122,499.97	-----	1,158,302.04
	2018				735,927,081.39	-----	-----	585,683,932.09	-----	150,243,149.30
	2017				49,419,867.14	-----	-----	33,706,594.21	-----	15,713,272.93
	2016				18,024,618.46	-----	-----	1,043,002.40	-----	16,981,616.06
	2015				34,574,337.92	-----	-22,331,008.40	12,243,329.52	-----	-----
Transfer To:										
Interior, Bureau of Indian Affairs	2020-2021	014	075	1515	020	-----	33,461,097.00	-----	-----	337,915.75
	2020					-----	116,058,814.00	-----	-----	1,411,989.09
	2019					-----	-----	1,013,453.00	-----	-----
	2018-2019					-----	-----	1,685,209.00	-----	-----
	Subtotal		075	1515	000	4,148,360,393.15	9,326,000,000.00	-22,331,008.40	7,032,435,604.61	6,419,593,780.14
Contingency Fund for State Welfare Programs, Administration for Children and Families, Health and Human Services										
Fund Resources:										
Undisbursed Funds	2020		075	1522	000	-----	608,000,000.00	-----	606,407,039.25	1,592,960.75
	2019					-----	-----	13,387,040.00	-----	20,188,308.00
	2018					-----	-----	8,419,292.00	-----	5,127.00
	2017					-----	-----	31,164.00	-----	17,654,171.00
	2015					-----	-----	-----	0.01	-----
	Subtotal		075	1522	000	59,685,102.01	608,000,000.00	-----	628,244,535.25	39,440,566.75
Emergency Contingency Fund for State Temporary Assistance for Needy Family Programs - Recovery Act, Administration for Children and Families, Health and Human Services										
Fund Resources:										
Undisbursed Funds	2009-2010		075	1523	000	429,610,646.27	-----	-----	-----	^a 429,610,646.27
Social Services Block Grant, Administration for Children and Families, Health and Human Services										
Fund Resources:										
Undisbursed Funds	2020		075	1534	000	-----	1,684,700,000.00	-----	1,275,877,036.40	408,822,963.60
	2019					-----	-----	408,496,207.18	-----	58,920,212.38
	2018					-----	-----	34,445,091.41	-----	13,602,071.41
	2017					-----	-----	2,721,172.20	-----	8,758,338.13
	2016					-----	-----	372,643.05	-----	17,174,402.32
	2015					-----	-----	4,859,706.94	16,093,615.62	-----
	2013-2015					-----	-----	-11,403.83	8,475,301.94	-----
	No Year					-----	-----	-----	-----	30,195,925.43
	Subtotal		075	1534	000	604,103,284.18	1,684,700,000.00	-----	1,726,760,453.35	24,568,917.56
Children and Families Services Programs, Administration for Children and Families, Health and Human Services										
Fund Resources:										
Undisbursed Funds	2020-2021		075	1536	000	-----	2,323,320,318.00	-----	261,934,743.53	2,061,385,574.47
	2019-2021					-----	-----	4,971,863.98	-----	80,028,136.02
	2018-2021					-----	-----	89,155,699.84	-----	552,594,592.53
	2020					-----	12,425,720,229.00	-----	4,357,244,712.45	8,068,475,516.55
	2019-2020					-----	-----	623,740,077.27	-----	446,759,277.81

Footnotes at End of Chapter

Appropriations, Outlays, and Balances - Continued

Appropriation or Fund Account Title	Account Symbol					Balances, Beginning of Fiscal Year	Appropriations and Other Obligational Authority ¹	Transfers Borrowings and Investment (Net) ²	Outlays (Net)	Balances Withdrawn and Other Transactions ³	Balances, End of Fiscal Year
	Period of Availability	ATA	AID	MAIN	SUB						
	2018-2020					-----	-----	3,163,713.00	-----	-----	3,163,713.00
	2019					6,862,293,206.52	-----	-----	6,002,298,901.79	-----	859,994,304.73
	2018-2019					602,545,978.06	-----	-----	390,071,619.10	-----	212,474,358.96
	2017-2019					2,673,770.11	-----	-----	1,839,508.40	-----	834,261.71
	2018					641,301,966.64	-----	-3,163,713.00	360,469,648.71	-----	277,668,604.93
	2017-2018					86,369,716.85	-----	-----	16,288,946.22	-----	70,080,770.63
	2017					238,673,017.67	-----	-----	67,379,992.63	-----	171,293,025.04
	2016-2017					77,453,583.40	-----	-----	7,392,437.02	-----	70,061,146.38
	2016					116,760,600.35	-----	-----	19,551,981.17	-----	97,208,619.18
	2015-2016					114,728,418.25	-----	-----	2,311,545.36	-----	112,416,872.89
	2015					108,971,242.17	-----	-102,477,856.12	6,390,030.93	103,355.12	-----
	2014-2015					13,422,269.51	-----	-13,454,774.75	-49,738.46	17,233.22	-----
	2013-2015					249,705.37	-----	-249,705.37	-----	-----	-----
	No Year					5,523,296.79	-----	-----	174,860.27	-----	5,348,436.52
Transfer To:											
Bureau of Indian Affairs and Bureau of Indian Education, Interior	2020-2021	014	075	1536	020	-----	679,682.00	-----	679,682.00	-----	-----
Education	2020					-----	931,771.00	-----	931,771.00	-----	-----
	2017-2018	091	075	1536	000	63,282,155.42	-----	-----	46,603,464.19	-----	16,678,691.23
	Subtotal		075	1536	000	10,731,498,574.56	14,750,652,000.00	-116,182,336.24	12,259,381,747.40	120,588.34	13,106,465,902.58
Payments for Foster Care and Permanency, Administration for Children and Families, Health and Human Services Fund Resources:											
Undisbursed Funds	2020		075	1545	000	-----	9,105,446,904.15	-----	7,933,110,602.48	-----	1,172,336,301.67
	2018-2020					-----	-----	2,862,389.91	-----	-----	2,862,389.91
	2019					1,043,294,260.05	138,953,783.91	-----	846,444,706.68	113,725,456.96	222,077,880.32
	2017-2019					1,835,604.63	-----	-----	1,594,465.73	-----	241,138.90
	2018					181,896,942.87	-----	-2,862,389.91	31,053,433.11	34,560,358.71	113,420,761.14
	2017					82,425,393.73	-----	-----	16,395,803.47	3,360,321.00	62,669,269.26
	2016					52,827,017.11	-----	-----	7,182,824.65	662,238.43	44,981,954.03
	2015					46,754,351.13	-----	-----	515,554.94	46,238,796.19	-----
	Subtotal		075	1545	000	1,409,033,569.52	9,244,400,688.06	-----	8,836,297,391.06	198,547,171.29	1,618,589,695.23
Child Care Entitlement to States, Administration for Children and Families, Health and Human Services Fund Resources:											
Undisbursed Funds	2020		075	1550	000	-----	2,896,425,263.00	-----	1,946,447,181.24	-----	949,978,081.76
	2019-2020					-----	-----	46,109,881.41	28,957,886.24	-----	17,151,995.17
	2019					779,499,807.10	-----	-46,109,881.41	620,833,248.43	-----	112,556,677.26
	2018-2019					12,676,158.02	-----	-----	12,140,008.36	-----	536,149.66
	2018					344,107,863.18	-----	-----	313,865,086.18	-----	30,242,777.00
	2017-2018					5,293,741.43	-----	-----	5,216,321.91	-----	77,419.52
	2017					36,827,185.91	-----	-----	28,506,026.31	-----	8,321,159.60
	2016-2017					361,647.63	-----	-----	-714,283.02	-----	1,075,930.65
	2016					54,305,992.82	-----	-----	4,318,829.02	-----	49,987,163.80

Footnotes at End of Chapter

Appropriations, Outlays, and Balances - Continued

Appropriation or Fund Account Title	Account Symbol				Balances, Beginning of Fiscal Year	Appropriations and Other Obligational Authority ¹	Transfers Borrowings and Investment (Net) ²	Outlays (Net)	Balances Withdrawn and Other Transactions ³	Balances, End of Fiscal Year
	Period of Availability	ATA	AID	MAIN SUB						
	2015-2016				918,977.53	-----	-----	-828,233.19	-----	1,747,210.72
	2015				33,770,023.12	-----	-----	-175,331.93	33,945,355.05	-----
	2014-2015				219,701.21	-----	-----	-106,924.20	326,625.41	-----
Transfer To:										
Interior, Bureau of Indian Affairs	2020	014	075	1550 020	-----	20,574,737.00	-----	20,527,679.00	-----	47,058.00
	2019				140,589.00	-----	-----	140,589.00	-----	-----
	Subtotal		075	1550 000	1,268,121,686.95	2,917,000,000.00	-----	2,979,128,083.35	34,271,980.46	1,171,721,623.14
Temporary Assistance for Needy Families, Administration for Children and Families, Health and Human Services Fund Resources:										
Undisbursed Funds	2020		075	1552 000	-----	16,681,625,002.00	-----	10,614,293,176.13	-----	6,067,331,825.87
	2019				6,522,057,297.95	-----	-----	4,825,559,002.91	-----	1,696,498,295.04
	2018				1,558,235,535.10	-----	-----	840,806,694.12	-----	717,428,840.98
	2017				585,766,962.26	-----	-----	112,699,418.55	-----	473,067,543.71
	2016				402,648,699.78	-----	-----	27,291,221.57	-----	375,357,478.21
	2015				168,662,217.81	-----	13.00	68,344,438.10	-----	⁸ 100,317,792.71
	2014				90,089,188.56	-----	-----	7,815,127.69	-----	⁸ 82,274,060.87
	2013				23,659,648.82	-----	-----	115,466.39	-----	⁸ 23,544,182.43
	2012				27,783,772.34	-----	-----	35,358.50	-----	⁸ 27,748,413.84
	2011				27,120,081.16	-----	-----	15,136.82	-----	⁸ 27,104,944.34
	2010				31,929,558.28	-----	-----	8,286.75	-----	⁸ 31,921,271.53
	2009				30,466,841.48	-----	-----	-----	-----	⁸ 30,466,841.48
	2008				30,547,633.76	-----	-----	-----	-----	⁸ 30,547,633.76
	2007				35,745,575.68	-----	-----	-9,771.60	-----	⁸ 35,755,347.28
	2006				11,180,148.72	-----	-----	-----	-----	⁸ 11,180,148.72
	2005-2006				26,737,337.36	-----	-----	-----	-----	⁸ 26,737,337.36
	2005				53,169,129.89	-----	-----	208,754.97	-----	⁸ 52,960,374.92
	1999-2005				146.43	-----	-----	-----	-----	⁸ 146.43
	2004				25,660,986.81	-----	-----	-----	-----	⁸ 25,660,986.81
	1999-2004				8.49	-----	-----	-----	-----	⁸ 8.49
	2003				669,679.52	-----	-----	-----	-----	⁸ 669,679.52
	1999-2003				10,908.83	-----	-----	-----	-----	⁸ 10,908.83
	2002				96,522.42	-----	-----	-----	-----	⁸ 96,522.42
	2001				303,164.16	-----	-----	-----	-----	⁸ 303,164.16
	1998-2001				79,561.20	-----	-----	-----	-----	⁸ 79,561.20
	2000				98,701.53	-----	-----	-----	-----	⁸ 98,701.53
	1999				1,328,797.19	-----	-----	-----	-----	⁸ 1,328,797.19
	1998				81,711,360.34	-----	-----	-----	-----	⁸ 81,711,360.34
	1997				97,513.00	-----	-----	-----	-----	⁸ 97,513.00
Transfer To:										
Census, Commerce	2020	013	075	1552 000	-----	10,000,000.00	-----	7,876,685.54	-----	2,123,314.46
	2019				3,597,531.54	-----	-----	1,248,525.62	-----	2,349,005.92
	2018				266,843.66	-----	-----	9,787.98	-----	257,055.68

Footnotes at End of Chapter

Appropriations, Outlays, and Balances - Continued

Appropriation or Fund Account Title	Account Symbol					Balances, Beginning of Fiscal Year	Appropriations and Other Obligational Authority ¹	Transfers Borrowings and Investment (Net) ²	Outlays (Net)	Balances Withdrawn and Other Transactions ³	Balances, End of Fiscal Year
	Period of Availability	ATA	AID	MAIN	SUB						
Interior, Bureau of Indian Affairs	2020	014	075	1552	020	-----	46,346,685.00	-----	45,857,441.00	-----	489,244.00
	2019					1,944,391.00	-----	-----	1,944,391.00	-----	-----
	2015					13.00	-----	-13.00	-----	-----	-----
	Subtotal		075	1552	000	9,741,665,758.07	16,737,971,687.00	-----	16,554,119,142.04	-----	9,925,518,303.03
Children's Research and Technical Assistance, Administration for Children and Families, Health and Human Services Fund Resources:											
Undisbursed Funds	2016		075	1553	000	1,977,986.54	-----	-----	820,291.45	-----	1,157,695.09
	2015					381,660.06	-----	-----	-----	381,660.06	-----
	No Year					26,722,923.47	34,772,429.00	-----	40,686,430.86	-----	20,808,921.61
	Subtotal		075	1553	000	29,082,570.07	34,772,429.00	-----	41,506,722.31	381,660.06	21,966,616.70
Total, Administration for Children and Families						36,633,792,615.15	67,485,351,035.88	-173,759,589.25	60,815,576,663.31	289,482,406.48	42,840,324,991.99
Administration for Community Living											
General Fund Accounts											
Aging and Disability Services Programs, Administration on Aging, Health and Human Services Fund Resources:											
Undisbursed Funds	2020-2021		075	0142	000	-----	1,205,000,000.00	-----	449,042,426.59	-----	755,957,573.41
	2020					-----	2,169,618,814.00	-----	873,918,499.31	-----	1,295,700,314.69
	2019					1,101,822,059.77	-----	-----	902,682,888.45	-----	199,139,171.32
	2018					181,378,975.22	-----	-----	128,058,790.72	-----	53,320,184.50
	2017					33,708,388.69	-----	-----	13,319,821.56	-----	20,388,567.13
	2016					21,381,578.25	-----	-----	4,007,870.40	-----	17,373,707.85
	2015					14,031,748.34	-----	-11,913,734.00	738,370.38	1,379,643.96	-----
	No Year					46,916,478.11	27,700,000.00	-----	46,698,505.90	-----	27,917,972.21
	Subtotal		075	0142	000	1,399,239,228.38	3,402,318,814.00	-11,913,734.00	2,418,467,173.31	1,379,643.96	2,369,797,491.11
Total, Administration for Community Living						1,399,239,228.38	3,402,318,814.00	-11,913,734.00	2,418,467,173.31	1,379,643.96	2,369,797,491.11
Departmental Management											
General Fund Accounts											
Prevention and Public Health Fund, Departmental Management, Health and Human Services Fund Resources:											
Undisbursed Funds	No Year		075	0116	000	6,100,000.00	-----	-----	-----	-----	6,100,000.00
Pregnancy Assistance Fund, Departmental Management, Health and Human Services Fund Resources:											
Undisbursed Funds	2019		075	0117	000	22,449,986.27	-----	-----	17,235,125.72	-----	5,214,860.55
	2018					3,974,605.42	-----	-----	3,078,340.65	-----	896,264.77
	2017					4,759,762.10	-----	-----	4,376.91	-----	4,755,385.19
	2016					1,521,729.57	-----	-----	-----	-----	1,521,729.57
	2015					64,172.66	-----	-----	-----	64,172.66	-----
	Subtotal		075	0117	000	32,770,256.02	-----	-----	20,317,843.28	64,172.66	12,388,240.08

Footnotes at End of Chapter

Appropriations, Outlays, and Balances - Continued

Appropriation or Fund Account Title	Account Symbol					Balances, Beginning of Fiscal Year	Appropriations and Other Obligational Authority ¹	Transfers Borrowings and Investment (Net) ²	Outlays (Net)	Balances Withdrawn and Other Transactions ³	Balances, End of Fiscal Year
	Period of Availability	ATA	AID	MAIN	SUB						
Health Insurance Reform Implementation Fund, Departmental Management, Health and Human Services Fund Resources:											
Undisbursed Funds	No Year		075	0119	000	17,464,121.65	-----	509,688.93	658,692.93	-----	17,315,117.65
Transfer To:											
Treasury, IRS	No Year	020	075	0119	009	526,529.51	-----	-509,688.93	16,840.58	-----	-----
Office of Personnel Management	No Year	024	075	0119	000	461,491.33	-----	-----	-----	-----	461,491.33
Subtotal			075	0119	000	18,452,142.49	-----	-----	675,533.51	-----	17,776,608.98
General Departmental Management, Departmental Management, Health and Human Services Fund Resources:											
Undisbursed Funds	2020		075	0120	000	-----	479,629,000.00	-----	269,213,262.63	-----	210,415,737.37
	2019					232,473,155.71	-----	-----	149,604,937.57	-----	82,868,218.14
	2018					77,010,814.35	-----	-----	38,451,582.66	-----	38,559,231.69
	2017					841,948.19	-----	-----	-12,184,712.84	-----	13,026,661.03
	2016					-4,969,483.03	-----	-----	-16,580,863.09	-----	11,611,380.06
	2015					7,048,112.73	-----	-8,181,347.53	-1,742,426.53	609,191.73	-----
	No Year					-13,516.81	-----	-----	4,572,203.93	-----	⁵ -4,585,720.74
Subtotal			075	0120	000	312,391,031.14	479,629,000.00	-8,181,347.53	431,333,984.33	609,191.73	351,895,507.55
Nonrecurring Expense Fund, Office of the Secretary, Health and Human Services Fund Resources:											
Undisbursed Funds	No Year		075	0125	000	900,829,610.91	-350,000,000.00	325,364,959.68	121,670,403.36	-----	754,524,167.23
Transfer To:											
Centers for Medicare and Medicaid Services, Health and Human Services	No Year	075	075	0125	005	41,871,751.68	-----	-----	1,089,974.66	-----	40,781,777.02
Food and Drug Administration, Health and Human Services	No Year	075	075	0125	006	206,847,033.89	-----	59,300,000.00	16,283,397.15	-----	249,863,636.74
National Institutes of Health, Health and Human Services	No Year	075	075	0125	008	256,220,380.45	-----	24,600,000.00	56,962,878.87	-----	223,857,501.58
Centers for Disease Control and Prevention, Health and Human Services	No Year	075	075	0125	009	174,069,011.57	-----	225,000,000.00	35,212,179.25	-----	363,856,832.32
Indian Health Services, Health and Human Services	No Year	075	075	0125	010	236,571,023.95	-----	108,375,000.00	59,052,458.07	-----	285,893,565.88
Subtotal			075	0125	000	1,816,408,812.45	-350,000,000.00	742,639,959.68	290,271,291.36	-----	1,918,777,480.77
Office of the National Coordinator for Health Information Technology, Departmental Management, Health and Human Services Fund Resources:											
Undisbursed Funds	2020		075	0130	000	-----	60,367,000.00	-----	37,780,971.52	-----	22,586,028.48
	2019					20,330,662.11	-----	-----	12,945,508.63	-----	7,385,153.48
	2018					7,786,395.02	-----	-----	5,148,310.65	-----	2,638,084.37
	2017					4,992,943.28	-----	-----	1,434,186.19	-----	3,558,757.09
	2016					2,225,228.55	-----	-----	63,404.42	-----	2,161,824.13
	2015					2,231,897.26	-----	-1,866,917.10	192,202.19	172,777.97	-----
Subtotal			075	0130	000	37,567,126.22	60,367,000.00	-1,866,917.10	57,564,583.60	172,777.97	38,329,847.55
Office of the National Coordinator for Health Information Technology -											

Footnotes at End of Chapter

Appropriations, Outlays, and Balances - Continued

Appropriation or Fund Account Title	Account Symbol				Balances, Beginning of Fiscal Year	Appropriations and Other Obligational Authority ¹	Transfers Borrowings and Investment (Net) ²	Outlays (Net)	Balances Withdrawn and Other Transactions ³	Balances, End of Fiscal Year	
	Period of Availability	ATA	AID	MAIN							SUB
Recovery Act, Office of the Secretary, Health and Human Services Fund Resources: Undisbursed Funds	No Year		075	0131	000	20,546,868.97	-----	132,007.32	-----	20,414,861.65	
Office for Civil Rights, Departmental Management, Health and Human Services Fund Resources: Undisbursed Funds	2020		075	0135	000	-----	38,798,000.00	33,013,301.26	-----	5,784,698.74	
	2019					4,990,800.37	-----	4,764,563.75	-----	226,236.62	
	2018					1,452,410.80	-----	580,952.76	-----	871,458.04	
	2017					93,130.60	-----	1,861.25	-----	91,269.35	
	2016					1,073,553.60	-----	890,957.74	-----	182,595.86	
	2015					51,610.29	-----	-49,048.35	2,581.49	-----	
	No Year					61,615,057.83	-----	-12,509,143.61	-----	74,124,201.44	
	Subtotal		075	0135	000	69,276,563.49	38,798,000.00	-49,048.35	26,742,473.60	2,581.49	81,280,460.05
Office of Medicare Hearings and Appeals, Office of the Secretary, Health and Human Services Fund Resources: Undisbursed Funds	2020-2021		075	0139	000	-----	-----	-4,325,818.85	-----	4,325,818.85	
	2019-2020					-22,882,487.82	-----	-25,183,122.10	-----	2,300,634.28	
	2018-2019					-11,833,329.32	-----	-11,938,832.28	-----	105,502.96	
	2017					-42,337.30	-----	-46,292.61	-----	3,955.31	
	2016					-5,108.58	-----	-7,868.58	-----	2,760.00	
	2015					16,564.78	-----	16,564.78	-----	-----	
	Subtotal		075	0139	000	-34,746,698.24	-----	-41,485,369.64	-----	6,738,671.40	
Public Health and Social Services Emergency Fund, Office of the Secretary, Health and Human Services Fund Resources: Undisbursed Funds	2020-2024		075	0140	000	-----	30,553,888,000.00	-----	4,647,601,377.10	-----	25,906,286,622.90
	2020-2022					-----	5,000,000.00	-----	962,965.43	-----	4,037,034.57
	2020-2021					-----	561,700,000.00	-----	114,500,929.07	-----	447,199,070.93
	2019-2021					2,595,677.21	-----	978,836.40	-----	1,616,840.81	
	2020					-----	505,758,000.00	-----	243,242,249.61	-----	262,515,750.39
	2019-2020					476,118,523.76	-----	195,356,084.89	-----	280,762,438.87	
	2018-2020					48,871,376.80	-----	31,690,420.00	-----	48,312,141.42	
	2019					284,757,773.94	-----	236,717,238.02	-----	48,040,535.92	
	2018-2019					373,202,974.12	-----	93,959,831.67	-----	279,243,142.45	
	2017-2019					768,197.29	-----	101,801.59	-----	666,395.70	
	2015-2019					177,266,088.14	-----	81,165,948.67	-----	96,100,139.47	
	2018					-10,020,640.14	-----	37,718,544.75	-----	⁵ -47,739,184.89	
	2017-2018					186,802,887.74	-----	72,973,596.80	-----	113,829,290.94	
	2016-2018					1,881,282.36	-----	467.60	-----	1,880,814.76	
	2017					12,908,391.13	-----	-29,365.21	-----	12,937,756.34	
	2016-2017					273,354,253.43	-----	94,432,558.30	-----	178,921,695.13	
	2015-2017					409,211.29	-----	636.54	-----	408,574.75	
	2016					34,407,837.63	-----	6,398,467.97	-----	28,009,369.66	

Footnotes at End of Chapter

Appropriations, Outlays, and Balances - Continued

Appropriation or Fund Account Title	Account Symbol					Balances, Beginning of Fiscal Year	Appropriations and Other Obligational Authority ¹	Transfers Borrowings and Investment (Net) ²	Outlays (Net)	Balances Withdrawn and Other Transactions ³	Balances, End of Fiscal Year
	Period of Availability	ATA	AID	MAIN	SUB						
	2015-2016					41,523,352.25	-----	-----	16,128,450.79	-----	25,394,901.46
	2014-2016					2,652,907.70	-----	-----	20,385.00	-----	2,632,522.70
	2015					13,504,215.84	-----	-6,427,891.44	669,100.33	6,407,224.07	-----
	2014-2015					18,062,637.66	-----	-8,441,927.67	8,767,545.22	853,164.77	-----
	2013-2015					4,818,153.35	-----	-3,654,686.53	-196.00	1,163,662.82	-----
	No Year					3,469,301,186.20	199,231,000,000.00	6,181,825.73	105,259,428,231.59	-----	97,447,054,780.34
Transfer To:											
Social Security Administration	No Year	028	075	0140	000	14,547.14	-----	-----	-----	-----	14,547.14
Health Resources and Services Administration, Health and Human Services	2016-2017	075	075	0140	003	8,063,084.09	-----	-----	3,195,796.16	-----	4,867,287.93
Centers for Medicare and Medicaid Services, Health and Human Services	2016-2017	075	075	0140	005	62,593,950.38	-----	-----	10,808,627.15	-----	51,785,323.23
Subtotal			075	0140	000	5,483,857,869.31	230,857,346,000.00	19,347,740.09	111,157,349,764.82	8,424,051.66	125,194,777,792.92
Transfers from the Patient-Centered Outcome Research Trust Fund, Departmental Management, Health and Human Services Fund Resources:											
Undisbursed Funds	No Year		075	0145	000	73,327,788.33	-44,080,000.00	-----	-95,459,440.60	-----	124,707,228.93
Transfer To:											
Agency for Healthcare Research and Quality, Health and Human Services	No Year	075	075	0145	033	237,127,050.53	44,080,000.00	-----	43,986,781.91	-----	237,220,268.62
Subtotal			075	0145	000	310,454,838.86	-----	-----	-51,472,658.69	-----	361,927,497.55
Consolidated Working Funds											
Section 241 Transactions Account, Office of the Secretary, Health and Human Services Fund Resources:											
Undisbursed Funds	2015		075	3902	000	1,795,070.17	-----	-----	1,795,070.17	-----	-----
Total, Departmental Management						8,074,873,880.88	231,086,140,000.00	751,890,386.79	111,893,224,523.66	9,272,775.51	128,010,406,968.50
Program Support Center											
General Fund Accounts											
HHS Accrual Contribution to the Uniformed Services Retiree Health Care Fund, Office of the Assistant Secretary for Health, Health and Human Services Fund Resources:											
Undisbursed Funds	2020		075	0170	000	-----	29,112,300.00	-----	29,112,300.00	-----	-----
Retirement Pay and Medical Benefits for Commissioned Officers, Office of the Assistant Secretary for Health, Health and Human Services Fund Resources:											
Undisbursed Funds	2020		075	0379	000	-----	642,583,058.59	-----	579,415,501.93	-----	63,167,556.66
	2019					64,751,001.35	-----	-----	56,984,179.70	-----	7,766,821.65
	2018					15,844,103.72	-----	-----	1,449,322.33	-----	14,394,781.39
	2017					20,073,211.21	-----	-----	936,100.12	-----	19,137,111.09
	2016					38,678,205.64	-----	-----	279,230.58	-----	38,398,975.06
	2015					10,631,036.21	-----	-----	1,603,371.34	9,027,664.87	-----
Subtotal			075	0379	000	149,977,558.13	642,583,058.59	-----	640,667,706.00	9,027,664.87	142,865,245.85

Footnotes at End of Chapter

Appropriations, Outlays, and Balances - Continued

Appropriation or Fund Account Title	Account Symbol				Balances, Beginning of Fiscal Year	Appropriations and Other Obligational Authority ¹	Transfers Borrowings and Investment (Net) ²	Outlays (Net)	Balances Withdrawn and Other Transactions ³	Balances, End of Fiscal Year					
	Period of Availability	ATA	AID	MAIN							SUB				
Scientific Activities Overseas, Special Foreign Currency Program, Assistant Secretary for Health, Health and Human Services Fund Resources: Undisbursed Funds	No Year		075	1102	000	968,170.18	-----	-----	-----	968,170.18					
Public Health Emergency Fund, Public Health Services, Office of Assistant Secretary for Health, Health and Human Services Fund Resources: Undisbursed Funds	No Year		075	1104	000	56,507.52	-----	-----	-----	56,507.52					
Special Fund Accounts															
Debt Collection Fund, Office of the Secretary, Health and Human Services Fund Resources: Undisbursed Funds	No Year		075	5745	000	-----	-----	-7,890,254.65	-----	7,890,254.65					
Intragovernmental Funds															
HHS Service and Supply Fund, Program Support Center, Health and Human Services Fund Resources: Undisbursed Funds	No Year		075	4552	001	697,165,606.91	-----	116,622,396.22	-----	580,543,210.69					
Trust Fund Accounts															
Contributions, Indian Health Facilities, Indian Health Services, Health and Human Services Fund Resources: Undisbursed Funds	No Year		075	8073	000	56,027,415.80	7,249,843.17	-----	6,789,071.15	56,488,187.82					
National Institutes of Health Unconditional Gift Fund, Health and Human Services Fund Resources: Undisbursed Funds	No Year		075	8248	000	21,690,006.52	2,048,493.18	3,265,564.41	1,536,535.61	25,467,528.50					
Unrealized Discount on Investments						-327,577.12	-----	311,188.64	-----	-16,388.48					
Investments in US Treasury Securities						33,332,361.63	-----	-3,576,753.05	-----	29,755,608.58					
						Subtotal	075	8248	000	54,694,791.03	2,048,493.18	0.00	1,536,535.61	-----	55,206,748.60
Unconditional Gift Fund, Health Resources and Services Administration, Health and Human Services Fund Resources: Undisbursed Funds	No Year		075	8249	000	147,757.52	-----	-----	-----	147,757.52					
Gifts and Donations, Centers for Disease Control, Health and Human Services Fund Resources: Undisbursed Funds	No Year		075	8250	000	40,650,571.46	23,278,732.73	-----	25,041,247.94	38,888,056.25					
National Institutes of Health Conditional Gift Fund, Health and Human Services Fund Resources: Undisbursed Funds	No Year		075	8253	000	121,749,895.08	35,880,082.72	-22,730.14	34,920,215.29	122,687,032.37					
Unrealized Discount on Investments						-12,584.61	-----	11,791.07	-----	-793.54					
Investments in US Treasury Securities						1,149,360.76	-----	10,939.07	-----	1,160,299.83					
						Subtotal	075	8253	000	122,886,671.23	35,880,082.72	-----	34,920,215.29	-----	123,846,538.66
Conditional Gift Fund, Health Resources and Services Administration,															

Footnotes at End of Chapter

Appropriations, Outlays, and Balances - Continued

Appropriation or Fund Account Title	Account Symbol				Balances, Beginning of Fiscal Year	Appropriations and Other Obligational Authority ¹	Transfers Borrowings and Investment (Net) ²	Outlays (Net)	Balances Withdrawn and Other Transactions ³	Balances, End of Fiscal Year
	Period of Availability	ATA	AID	MAIN SUB						
Health and Human Services Fund Resources: Undisbursed Funds	No Year		075 8254	000	3,911,398.13	59,000.00	-----	153,171.84	-----	3,817,226.29
Administration on Aging Gift Fund, Health and Human Services Fund Resources: Undisbursed Funds	No Year		075 8510	000	447,967.35	-----	-----	-----	-----	447,967.35
Indian Health Service Gift Fund, Health and Human Services Fund Resources: Undisbursed Funds	No Year		075 8511	000	917,420.50	235,708.07	-----	195,542.79	-----	957,585.78
Agency for Healthcare Research and Quality Gift Fund, Health and Human Services Fund Resources: Undisbursed Funds	No Year		075 8512	000	636,456.49	-----	-----	399,367.95	-----	237,088.54
Substance Abuse and Mental Health Administration Gift Fund, Health and Human Services Fund Resources: Undisbursed Funds	No Year		075 8513	000	492,949.71	-----	-----	-----	-----	492,949.71
Office of the Secretary Gift Fund, Health and Human Services Fund Resources: Undisbursed Funds	No Year		075 8514	000	109,419.95	300,000.00	-----	205,037.50	-----	204,382.45
Patients' Benefit Fund, National Institutes of Health, Health and Human Services Fund Resources: Undisbursed Funds	No Year		075 8888	000	133,974.65	7,627.39	-7,112.39	12,087.89	-----	122,401.76
Unrealized Discount on Investments					-4,306.96	-----	4,060.06	-----	-----	-246.90
Investments in US Treasury Securities					358,705.54	-----	3,052.33	-----	-----	361,757.87
Subtotal			075 8888	000	488,373.23	7,627.39	0.00	12,087.89	-----	483,912.73
Patients' Benefit Fund, Health Resources and Services Administration, Health and Human Services Fund Resources: Undisbursed Funds	No Year		075 8889	000	372,347.58	1,706.00	-----	3,975.69	-----	370,077.89
Total, Program Support Center					1,129,951,382.72	740,756,551.85	0.00	847,768,401.22	9,027,664.87	1,013,911,868.48
Office of the Inspector General										
General Fund Accounts										
Office of the Inspector General, Office of the Secretary, Health and Human Services Fund Resources: Undisbursed Funds	2020-2021		075 0128	000	-----	-----	-----	-7,978,231.29	-----	7,978,231.29
	2020				-----	91,500,000.00	-----	71,015,204.08	-----	20,484,795.92
	2019-2020				3,867,357.63	-----	-----	1,252,140.56	-----	2,615,217.07
	2019				18,584,600.22	-----	-----	16,061,537.11	-----	2,523,063.11
	2018-2019				6,731,852.07	-----	-----	3,771,653.62	-----	2,960,198.45
	2018				1,638,484.61	-----	-----	1,011,188.55	-----	627,296.06
	2017-2018				200,883.34	-----	-----	-202.20	-----	201,085.54
	2017				478,709.59	-----	-----	35,912.38	-----	442,797.21
	2016-2017				208,652.15	-----	-----	-48,266.24	-----	256,918.39
	2016				489,967.40	-----	-----	4,068.83	-----	485,898.57

Footnotes at End of Chapter

Appropriations, Outlays, and Balances - Continued

Appropriation or Fund Account Title	Account Symbol				Balances, Beginning of Fiscal Year	Appropriations and Other Obligational Authority ¹	Transfers Borrowings and Investment (Net) ²	Outlays (Net)	Balances Withdrawn and Other Transactions ³	Balances, End of Fiscal Year
	Period of Availability	ATA	AID	MAIN						
	2015-2016				76,171.88	-----	-----	-----	-----	76,171.88
	2015				1,391,682.01	-----	-1,276,923.42	47,552.09	67,206.50	-----
	2014-2015				177,629.48	-----	-----	177,629.48	-----	-----
	2013-2015				958,459.29	-----	-910,536.33	-----	47,922.96	-----
	No Year				-26,789,879.65	12,000,000.00	-----	-33,669,197.68	-----	18,879,318.03
	Subtotal		075	0128	000	8,014,570.02	103,500,000.00	-2,187,459.75	51,680,989.29	115,129.46
Total, Office of the Inspector General						8,014,570.02	103,500,000.00	-2,187,459.75	51,680,989.29	115,129.46
Deductions for Offsetting Receipts										
Proprietary Receipts from the Public					-----	-149,572,623,905.26	-----	-149,572,623,905.26	-----	-----
Intrabudgetary Receipts Deducted by Agency					-----	-389,243,305,293.91	-----	-389,243,305,293.91	-----	-----
Total, Offsetting Receipts					-----	-538,815,929,199.17	-----	-538,815,929,199.17	-----	-----
Total, Department of Health and Human Services						603,241,466,252.31	1,646,583,357,625.83	-5,000,000.00	1,503,952,925,502.44	6,883,134,621.92
Memorandum										
Financing Accounts										
Public Enterprise Funds										
Consumer Operated and Oriented Plan Financing Account, Centers for Medicare and Medicaid Services, Health and Human Services Fund Resources:										
Undisbursed Funds	No Year		075	4418	000	15,130,618.59	-----	-8,567,343.09	-----	23,697,961.68
Authority to Borrow from the Treasury						2,583,761.18	3,705,309.00	-----	6,289,070.18	-----
Subtotal			075	4418	000	17,714,379.77	3,705,309.00	-8,567,343.09	6,289,070.18	23,697,961.68
Health Care Guaranteed Loan Financing Account, Health Resources and Services Administration, Health and Human Services Fund Resources:										
Undisbursed Funds	No Year		075	4442	000	977,796.81	-----	288,833.14	-----	688,963.67
Consumer Operated Oriented Plan Contingency Fund Financing Account, Centers for Medicare and Medicaid Services, Health and Human Services Fund Resources:										
Undisbursed Funds	No Year		075	4482	000	2,437,684.71	-----	1,100,935.39	-----	1,336,749.32
Authority to Borrow from the Treasury						2,854,173.00	2,613,201.00	-----	5,467,374.00	-----
Subtotal			075	4482	000	5,291,857.71	2,613,201.00	1,100,935.39	5,467,374.00	1,336,749.32
Total, Financing Accounts						23,984,034.29	6,318,510.00	-7,177,574.56	11,756,444.18	25,723,674.67

Footnotes at End of Chapter

Footnotes

- 1 The amounts in this column, unless otherwise footnoted, represent appropriations, increases and rescissions in borrowing authority or new contract authority. Appropriation accounts with appropriation transfer activity are presented in Table 1 (Appropriations and Appropriation Transfers) at the end of this chapter.
- 2 The amounts in this column, unless otherwise footnoted, represent transfers - other than appropriation transfers, borrowings (gross), investments (net), unrealized discounts or funds held outside the Treasury.
- 3 The amounts in this column, unless otherwise footnoted, represent obligated balances canceled for fiscal year 2015 pursuant to 31 U.S.C. 1553 and adjustments to borrowing and contract authority.
- 4 Pursuant to Public Law # 116-159, 134 Stat. 719 Sec. 152(a), the balance for this account has been extended beyond the normal period of availability to liquidate obligations.
- 5 Subject to disposition by the administrative agency.
- 6 The opening balance(s) of the following account(s) have been adjusted during the current fiscal year and do not agree with last year's closing balance(s):

<u>Account Symbol: (ATA, AID, POA, MAIN, SUB)</u>	<u>Adjustment</u>
075 X 0118 000 - Undi sbursed Funds	-\$5,371.00
075 X 0524 000 - Undi sbursed Funds	-\$1.00

- 7 Includes \$1,165,185.77 which represents payment for obligations of a closed account.
- 8 Pursuant to Public Law # 104-193, 110 Stat. 2125, Sec. 404(e) & 403(c); 42 U.S.C. 604(e), the balance for this account has been extended beyond the normal period of availability to liquidate obligations.
- 9 Pursuant to Public Law # 42 U.S.C. 604(e), the balance for this account has been extended beyond the normal period of availability to liquidate obligations.

Appropriations, Outlays, and Balances - Continued

Footnotes

Table 1 - Appropriations and Appropriation Transfers - Department of Health and Human Services

AID	ATA	Period of Availability	MAIN	Net Appropriations and Appropriation Transfers	Appropriation Amount	Net Appropriation Transfers	AID Involved	ATA Involved	Period of Availability Involved	MAIN Involved	Amount From or To (-)
075	013	20	1552	10,000,000.00	0.00	10,000,000.00	075		20	1552	10,000,000.00
075	014	20	1515	116,058,814.00	0.00	116,058,814.00	075		20	1515	116,058,814.00
075	014	2021	1515	33,461,097.00	0.00	33,461,097.00	075		2021	1515	33,461,097.00
075	014	20	1536	931,771.00	0.00	931,771.00	075		20	1536	931,771.00
075	014	2021	1536	679,682.00	0.00	679,682.00	075		2021	1536	679,682.00
075	014	20	1550	20,574,737.00	0.00	20,574,737.00	075		20	1550	20,574,737.00
075	014	20	1552	46,346,685.00	0.00	46,346,685.00	075		20	1552	46,346,685.00
075		X	0116	0.00	893,950,000.00	-893,950,000.00	075		X	0142	-27,700,000.00
							075		X	0943	-160,000,000.00
							075		X	0947	-17,000,000.00
							075		X	0948	-254,950,000.00
							075		X	0949	-52,000,000.00
							075		X	0951	-370,300,000.00
							075		X	1363	-12,000,000.00
075		X	0124	0.00	4,310,000,000.00	-4,310,000,000.00	075		X	0352	-310,000,000.00
							075		X	0360	-4,000,000,000.00
075		X	0128	12,000,000.00	0.00	12,000,000.00	075		X	0140	6,000,000.00
							075		2024	0140	6,000,000.00
075		20	0128	91,500,000.00	85,000,000.00	6,500,000.00	075		20	0600	1,500,000.00
							075		20	0846	5,000,000.00
075		X	0140	199,231,000,000.00	202,665,000,000.00	-3,434,000,000.00	075		X	0128	-6,000,000.00
							075		X	0360	-600,000,000.00
							075		X	0600	-22,000,000.00
							075		X	0846	-1,000,000,000.00
							075		X	0849	-306,000,000.00
							075		X	0898	-500,000,000.00
							075		X	0943	-1,000,000,000.00
075		2022	0140	5,000,000.00	280,000,000.00	-275,000,000.00	075		2022	0356	-90,000,000.00
							075		2022	0357	-5,000,000.00
							075		2022	0358	-180,000,000.00
075		2024	0140	30,553,888,000.00	30,949,500,000.00	-395,612,000.00	070		2024	0530	-182,000,000.00
							070		2024	0540	-107,000,000.00
							075		X	0128	-6,000,000.00

Appropriations, Outlays, and Balances - Continued

Footnotes

Table 1 - Appropriations and Appropriation Transfers - Department of Health and Human Services

AID	ATA	Period of Availability	MAIN	Net Appropriations and Appropriation Transfers	Appropriation Amount	Net Appropriation Transfers	AID Involved	ATA Involved	Period of Availability Involved	MAIN Involved	Amount From or To (-)
							075		X	0343	-612,000.00
							075		2024	0360	-100,000,000.00
075		X	0142	27,700,000.00	0.00	27,700,000.00	075		X	0116	27,700,000.00
075		20	0142	2,169,618,814.00	2,171,000,000.00	-1,381,186.00	012		2021	3507	-1,381,186.00
075		X	0145	-44,080,000.00	0.00	-44,080,000.00	075	075	X	0145	-44,080,000.00
075		X	0330	1,000,000.00	0.00	1,000,000.00	075		20	0360	1,000,000.00
075		X	0343	612,000.00	0.00	612,000.00	075		2024	0140	612,000.00
075		X	0352	436,500,000.00	126,500,000.00	310,000,000.00	075		X	0124	310,000,000.00
075		2022	0356	2,060,881,000.00	1,970,881,000.00	90,000,000.00	075		2022	0140	90,000,000.00
075		2022	0357	5,000,000.00	0.00	5,000,000.00	075		2022	0140	5,000,000.00
075		2022	0358	190,000,000.00	10,000,000.00	180,000,000.00	075		2022	0140	180,000,000.00
075		X	0360	4,600,000,000.00	0.00	4,600,000,000.00	075		X	0124	4,000,000,000.00
							075		X	0140	600,000,000.00
075		20	0360	2,825,522,000.00	2,946,522,000.00	-121,000,000.00	075		X	0330	-1,000,000.00
							075		X	0365	-120,000,000.00
075		2024	0360	100,000,000.00	0.00	100,000,000.00	075		2024	0140	100,000,000.00
075		X	0365	120,000,000.00	0.00	120,000,000.00	075		20	0360	120,000,000.00
075		X	0390	1,427,534,154.00	1,297,819,000.00	129,715,154.00	075		2021	0390	129,715,154.00
075		2021	0390	3,944,670,846.00	4,199,386,000.00	-254,715,154.00	075		X	0390	-129,715,154.00
							075		X	0391	-125,000,000.00
075		X	0391	1,036,889,000.00	911,889,000.00	125,000,000.00	075		2021	0390	125,000,000.00
075		X	0512	462,991,424,594.87	467,569,094,091.34	-4,577,669,496.47	075	075	X	0512	-4,577,669,496.47
075		17	0580	0.00	-1,998,349,000.00	1,998,349,000.00	075		X	8004	1,998,349,000.00
075		X	0600	163,000,000.00	141,000,000.00	22,000,000.00	075		X	0140	22,000,000.00
075		20	0600	3,158,178,000.00	3,159,678,000.00	-1,500,000.00	075		20	0128	-1,500,000.00
075		20	0819	80,827,000.00	80,760,000.00	67,000.00	075		20	0887	67,000.00
075		20	0843	3,545,869,000.00	3,543,673,000.00	2,196,000.00	075		20	0893	2,196,000.00
075		20	0844	1,556,909,000.00	1,556,879,000.00	30,000.00	075		20	0849	4,000.00
							075		20	0887	26,000.00
075		X	0846	1,000,000,000.00	0.00	1,000,000,000.00	075		X	0140	1,000,000,000.00
075		20	0846	2,247,387,000.00	2,239,787,000.00	7,600,000.00	075		20	0128	-5,000,000.00
							075		20	5736	12,600,000.00
075		X	0849	501,000,000.00	0.00	501,000,000.00	075		X	0140	306,000,000.00

Appropriations, Outlays, and Balances - Continued

Footnotes

Table 1 - Appropriations and Appropriation Transfers - Department of Health and Human Services

AID	ATA	Period of Availability	MAIN	Net Appropriations and Appropriation Transfers	Appropriation Amount	Net Appropriation Transfers	AID Involved	ATA Involved	Period of Availability Involved	MAIN Involved	Amount From or To (-)
							075		X	5628	195,000,000.00
075		20	0849	6,245,438,000.00	6,245,442,000.00	-4,000.00	075		20	0844	-4,000.00
075		2024	0862	10,000,000.00	0.00	10,000,000.00	075		2024	0885	10,000,000.00
075		20	0872	3,625,258,000.00	3,624,258,000.00	1,000,000.00	075		20	0891	1,000,000.00
075		20	0873	477,679,000.00	477,429,000.00	250,000.00	075		20	0887	250,000.00
075		20	0884	2,115,146,000.00	2,114,314,000.00	832,000.00	075		20	0887	285,000.00
							075		20	0891	547,000.00
075		20	0885	5,876,195,000.00	5,885,470,000.00	-9,275,000.00	075		20	0886	-433,000.00
							075		20	0889	-3,250,000.00
							075		20	0892	-4,592,000.00
							075		20	0898	-1,000,000.00
075		2024	0885	1,532,000,000.00	1,542,000,000.00	-10,000,000.00	075		2024	0862	-10,000,000.00
075		X	0886	70,000,000.00	0.00	70,000,000.00	075		X	5628	70,000,000.00
075		20	0886	2,376,577,000.00	2,374,687,000.00	1,890,000.00	075		20	0885	433,000.00
							075		20	0893	1,457,000.00
075		20	0887	823,325,000.00	824,090,000.00	-765,000.00	075		20	0819	-67,000.00
							075		20	0844	-26,000.00
							075		20	0873	-250,000.00
							075		20	0884	-285,000.00
							075		20	0896	-137,000.00
075		20	0889	172,363,000.00	169,113,000.00	3,250,000.00	075		20	0885	3,250,000.00
075		20	0891	604,118,000.00	606,349,000.00	-2,231,000.00	075		20	0872	-1,000,000.00
							075		20	0884	-547,000.00
							075		20	0894	-684,000.00
075		X	0892	70,000,000.00	0.00	70,000,000.00	075		X	5628	70,000,000.00
075		20	0892	1,972,966,000.00	1,968,374,000.00	4,592,000.00	075		20	0885	4,592,000.00
075		20	0893	1,457,724,000.00	1,462,016,000.00	-4,292,000.00	075		20	0843	-2,196,000.00
							075		20	0886	-1,457,000.00
							075		20	0894	-639,000.00
075		20	0894	546,696,000.00	545,373,000.00	1,323,000.00	075		20	0891	684,000.00
							075		20	0893	639,000.00
075		20	0896	151,877,000.00	151,740,000.00	137,000.00	075		20	0887	137,000.00
075		X	0898	500,000,000.00	0.00	500,000,000.00	075		X	0140	500,000,000.00

Footnotes

Table 1 - Appropriations and Appropriation Transfers - Department of Health and Human Services

AID	ATA	Period of Availability	MAIN	Net Appropriations and Appropriation Transfers	Appropriation Amount	Net Appropriation Transfers	AID Involved	ATA Involved	Period of Availability Involved	MAIN Involved	Amount From or To (-)
075		20	0898	404,638,000.00	403,638,000.00	1,000,000.00	075		20	0885	1,000,000.00
075		X	0943	1,160,000,000.00	0.00	1,160,000,000.00	075		X	0116	160,000,000.00
							075		X	0140	1,000,000,000.00
075		20	0943	108,570,000.00	198,570,000.00	-90,000,000.00	075		X	0945	-85,000,000.00
							075		X	4553	-5,000,000.00
075		2022	0943	1,900,000,000.00	2,200,000,000.00	-300,000,000.00	075		X	0945	-300,000,000.00
075		2024	0943	4,000,000,000.00	4,300,000,000.00	-300,000,000.00	075		X	0945	-300,000,000.00
075		20	0944	86,691,000.00	76,691,000.00	10,000,000.00	097		20	0100	10,000,000.00
075		X	0945	685,000,000.00	0.00	685,000,000.00	075		20	0943	85,000,000.00
							075		2022	0943	300,000,000.00
							075		2024	0943	300,000,000.00
075		X	0947	17,000,000.00	0.00	17,000,000.00	075		X	0116	17,000,000.00
075		X	0948	254,950,000.00	0.00	254,950,000.00	075		X	0116	254,950,000.00
075		X	0949	52,000,000.00	0.00	52,000,000.00	075		X	0116	52,000,000.00
075		X	0951	370,300,000.00	0.00	370,300,000.00	075		X	0116	370,300,000.00
075		X	1363	12,000,000.00	0.00	12,000,000.00	075		X	0116	12,000,000.00
075		20	1515	5,709,941,186.00	5,826,000,000.00	-116,058,814.00	075	014	20	1515	-116,058,814.00
075		2021	1515	3,466,538,903.00	3,500,000,000.00	-33,461,097.00	075	014	2021	1515	-33,461,097.00
075		20	1536	12,425,720,229.00	12,426,652,000.00	-931,771.00	075	014	20	1536	-931,771.00
075		2021	1536	2,323,320,318.00	2,324,000,000.00	-679,682.00	075	014	2021	1536	-679,682.00
075		20	1550	2,896,425,263.00	2,917,000,000.00	-20,574,737.00	075	014	20	1550	-20,574,737.00
075		20	1552	16,681,625,002.00	16,737,971,687.00	-56,346,685.00	075	013	20	1552	-10,000,000.00
							075	014	20	1552	-46,346,685.00
075		X	4553	5,000,000.00	0.00	5,000,000.00	075		20	0943	5,000,000.00
075		X	5628	157,000,000.00	492,000,000.00	-335,000,000.00	075		X	0849	-195,000,000.00
							075		X	0886	-70,000,000.00
							075		X	0892	-70,000,000.00
075		20	5736	0.00	12,600,000.00	-12,600,000.00	075		20	0846	-12,600,000.00
075		X	8004	-508,964,427,590.61	0.00	-508,964,427,590.61	075		17	0580	-1,998,349,000.00
							075		X	8308	-89,703,930,000.53
							075	075	X	8004	-417,262,148,590.08
075		X	8005	-409,543,365,146.53	0.00	-409,543,365,146.53	075		X	8393	-1,302,069,484.33
							075		1415	8393	-40,654.48

Appropriations, Outlays, and Balances - Continued

Footnotes

Table 1 - Appropriations and Appropriation Transfers - Department of Health and Human Services

AID	ATA	Period of Availability	MAIN	Net Appropriations and Appropriation Transfers	Appropriation Amount	Net Appropriation Transfers	AID Involved	ATA Involved	Period of Availability Involved	MAIN Involved	Amount From or To (-)
							075		1516	8393	-994,242.81
							075		1617	8393	-13,579,708.47
							075		1718	8393	-24,724,993.79
							075		1819	8393	-160,723,801.71
							075		1920	8393	-349,779,080.24
							075		2021	8393	-196,368,981.23
							075	075	X	8005	-407,495,084,199.47
075		X	8175	-228,402,276.77	0.00	-228,402,276.77	075	075	X	8175	-228,402,276.77
075		X	8308	89,703,930,000.53	0.00	89,703,930,000.53	075		X	8004	89,703,930,000.53
075		X	8393	1,302,069,484.33	0.00	1,302,069,484.33	075		X	8005	1,302,069,484.33
075		1415	8393	40,654.48	0.00	40,654.48	075		X	8005	40,654.48
075		1516	8393	994,242.81	0.00	994,242.81	075		X	8005	994,242.81
075		1617	8393	13,579,708.47	0.00	13,579,708.47	075		X	8005	13,579,708.47
075		1718	8393	24,724,993.79	0.00	24,724,993.79	075		X	8005	24,724,993.79
075		1819	8393	160,723,801.71	0.00	160,723,801.71	075		X	8005	160,723,801.71
075		1920	8393	349,779,080.24	0.00	349,779,080.24	075		X	8005	349,779,080.24
075		2021	8393	196,368,981.23	0.00	196,368,981.23	075		X	8005	196,368,981.23
075	075	X	0145	44,080,000.00	0.00	44,080,000.00	075		X	0145	44,080,000.00
075	075	X	0512	4,577,669,496.47	0.00	4,577,669,496.47	075		X	0512	4,577,669,496.47
075	075	X	8004	417,262,148,590.08	0.00	417,262,148,590.08	075		X	8004	417,262,148,590.08
075	075	X	8005	407,495,084,199.47	0.00	407,495,084,199.47	075		X	8005	407,495,084,199.47
075	075	X	8175	228,402,276.77	0.00	228,402,276.77	075		X	8175	228,402,276.77
Total				808,235,365,592.34	808,515,746,778.34	-280,381,186.00					-280,381,186.00

Appropriations, Outlays, and Balances - Continued

Appropriation or Fund Account Title	Account Symbol				Balances, Beginning of Fiscal Year	Appropriations and Other Obligational Authority ¹	Transfers Borrowings and Investment (Net) ²	Outlays (Net)	Balances Withdrawn and Other Transactions ³	Balances, End of Fiscal Year	
	Period of Availability	ATA	AID	MAIN							SUB
Department of Homeland Security											
Departmental Management and Operations											
General Fund Accounts											
Operations and Support, Office of the Secretary and Executive Management, Departmental Management, Operations, Intelligence, and Oversight, Homeland Security											
Fund Resources:											
Undisbursed Funds	2017-2022		070	0100	000	-----	-----	-----	-336.00	-----	336.00
	2020-2021					-----	5,000,000.00	-----	-----	-----	5,000,000.00
	2020					-----	169,927,750.00	-----	118,412,475.53	-----	51,515,274.47
	2019-2020					-----	-----	241,000.00	-----	153,000.00	88,000.00
	2017-2020					-36,208.58	-----	-----	1,817.48	-----	⁴ -38,026.06
	2019					30,316,019.47	-----	-241,000.00	21,632,135.39	-----	8,442,884.08
	2018-2019					2,077.80	-----	-----	-----	-----	2,077.80
	2018					6,966,574.19	-----	-----	1,616,805.36	-----	5,349,768.83
	2017					2,366,409.06	-----	-----	-99,279.72	-----	2,465,688.78
	No Year					21,650.57	-----	-----	-----	-----	21,650.57
	Subtotal		070	0100	000	39,636,522.51	174,927,750.00	-----	141,563,618.04	153,000.00	72,847,654.47
Counterterrorism Fund, Departmental Management and Operations, Homeland Security											
Fund Resources:											
Undisbursed Funds	No Year		070	0101	000	0.35	-----	-----	-----	-----	0.35
Department-Wide Technology Investments, Departmental Management, Homeland Security											
Fund Resources:											
Undisbursed Funds	No Year		070	0102	000	246,067,559.71	-----	-----	7,037,685.28	-----	239,029,874.43
Office of the Secretary and Executive Management, Departmental Management and Operations, Homeland Security											
Fund Resources:											
Undisbursed Funds	2016		070	0110	000	4,594,702.76	-----	-----	48,144.22	-----	4,546,558.54
	2015					4,881,547.85	-----	-----	419,990.41	4,461,557.44	-----
	No Year					433,863.89	-----	-----	-----	-----	433,863.89
	Subtotal		070	0110	000	9,910,114.50	-----	-----	468,134.63	4,461,557.44	4,980,422.43
Office of the Under Secretary for Management, Departmental Management and Operations, Homeland Security											
Fund Resources:											
Undisbursed Funds	2014-2018		070	0111	000	263,163.72	-----	-----	45,719.19	-----	217,444.53
	2016-2017					1,167,956.59	-----	-----	3,703.51	-----	1,164,253.08
	2013-2017					208,730.17	-----	-----	-----	-----	208,730.17
	2016					4,384,601.23	-----	-----	82,016.65	-----	4,302,584.58
	2015-2016					594,018.98	-----	-----	-----	-----	594,018.98
	2012-2016					297,744.70	-----	-----	-----	-----	297,744.70
	2015					3,374,882.30	-----	-----	-191,757.18	3,566,639.48	-----
	2014-2015					811,946.34	-----	-----	-----	811,946.34	-----
	2013-2015					247,103.11	-----	-----	-----	247,103.11	-----
	No Year					190,024,119.43	-----	-----	36,322,868.96	-----	153,701,250.47

Footnotes at End of Chapter

Appropriations, Outlays, and Balances - Continued

Appropriation or Fund Account Title	Account Symbol				Balances, Beginning of Fiscal Year	Appropriations and Other Obligational Authority ¹	Transfers Borrowings and Investment (Net) ²	Outlays (Net)	Balances Withdrawn and Other Transactions ³	Balances, End of Fiscal Year
	Period of Availability	ATA	AID	MAIN						
	Subtotal		070	0111	000	201,374,266.57	-----	36,262,551.13	4,625,688.93	160,486,026.51
Operations and Support, Management Directorate, Departmental Management, Operations, Intelligence, and Oversight, Homeland Security Fund Resources:										
Undisbursed Funds	2020-2021		070	0112	000	-----	178,300,000.00	20,064,477.87	-----	158,235,522.13
	2020					-----	1,182,142,000.00	703,061,461.76	-----	479,080,538.24
	2019-2020					-----	-----	928,000.00	624,000.00	⁵ 304,000.00
	2019					417,671,398.55	-----	-928,000.00	361,468,951.61	-----
	2018-2019					30,775,772.85	-----	-----	14,667,758.49	16,108,014.36
	2018					23,578,432.05	-----	-----	10,862,839.64	12,715,592.41
	2017-2018					11,369,166.67	-----	-----	1,275,414.35	10,093,752.32
	2017					7,957,228.18	-----	-----	330,950.43	7,626,277.75
	2016-2017					52,187.67	-----	-----	-----	52,187.67
	2016					1,324,795.32	-----	39,438.13	-----	1,285,357.19
	2015-2016					178,849.42	-----	-----	-----	178,849.42
	2015					1,187,667.71	-----	-----	1,187,667.71	-----
	No Year					19,919.64	-----	-----	-----	19,919.64
	Subtotal		070	0112	000	494,115,418.06	1,360,442,000.00	1,112,395,292.28	1,491,667.71	740,670,458.07
Office of the Chief Information Officer, Departmental Management and Operations, Homeland Security Fund Resources:										
Undisbursed Funds	2016-2017		070	0113	000	23,055,800.68	-----	-1,132.77	-----	23,056,933.45
	2016					3,618,650.53	-----	55,267.85	-----	3,563,382.68
	2015-2016					9,281,997.39	-----	76,286.06	-----	9,205,711.33
	2014-2016					17.28	-----	-----	-----	17.28
	2015					2,105,058.44	-----	79,661.35	2,025,397.09	-----
	2014-2015					14,294,407.98	-----	45,027.38	14,249,380.60	-----
	2013-2015					6,985,714.53	-----	-----	6,985,714.53	-----
	No Year					18,039,781.00	-----	-208,603.88	-----	18,248,384.88
	Subtotal		070	0113	000	77,381,427.83	-----	46,505.99	23,260,492.22	54,074,429.62
Operations and Support, Intelligence, Analysis, and Operations Coordination, Departmental Management, Operations, Intelligence, and Oversight, Homeland Security Fund Resources:										
Undisbursed Funds	2020-2021		070	0115	000	-----	68,579,000.00	25,671,418.64	-----	42,907,581.36
	2020					-----	215,562,000.00	160,730,884.41	-----	54,831,115.59
	2019-2020					40,977,239.02	-----	130,000.00	35,111,356.87	⁵ 130,000.00
	2019					30,240,540.22	-----	-130,000.00	25,858,824.89	4,251,715.33
	2018-2019					8,914,996.89	-----	-----	5,816,987.83	3,098,009.06
	2018					4,360,292.75	-----	-----	544,406.11	3,815,886.64
	2017-2018					6,551,661.33	-----	-----	1,042,022.84	5,509,638.49
	2017					2,297,092.45	-----	4,646.83	-----	2,292,445.62
	2016-2017					4,843,150.63	-----	16,604.10	-----	4,826,546.53
	2016					2,950,468.30	-----	216,296.93	-----	2,734,171.37
	2015-2016					4,403,871.26	-----	1,580.03	-----	4,402,291.23

Footnotes at End of Chapter

Appropriations, Outlays, and Balances - Continued

Appropriation or Fund Account Title	Account Symbol				Balances, Beginning of Fiscal Year	Appropriations and Other Obligational Authority ¹	Transfers Borrowings and Investment (Net) ²	Outlays (Net)	Balances Withdrawn and Other Transactions ³	Balances, End of Fiscal Year
	Period of Availability	ATA	AID	MAIN SUB						
	2015				3,173,912.98	-----	-----	95,488.43	3,078,424.55	-----
	2014-2015				3,759,448.27	-----	-----	-----	3,759,448.27	-----
	Subtotal		070	0115 000	112,472,674.10	284,141,000.00	-----	255,110,517.91	6,967,872.82	134,535,283.37
Procurement, Construction, and Improvements, Management Directorate, Departmental Management, Operations, Intelligence, and Oversight, Homeland Security Fund Resources:										
Undisbursed Funds	2020-2024		070	0406 000	-----	223,767,000.00	-----	-----	-----	223,767,000.00
	2020-2022				-----	157,531,000.00	-----	52,474,047.14	-----	105,056,952.86
	2019-2021				49,396,871.85	-----	-----	25,358,694.74	-----	24,038,177.11
	2019-2020				28,866,039.46	-----	-----	25,877,156.64	-----	2,988,882.82
	2018-2019				14,181,811.00	-----	-----	9,182,213.06	-----	4,999,597.94
	2017-2018				1,723,045.84	-----	-----	22,394.40	-----	1,700,651.44
	No Year				12,325,712.48	-----	-----	939,599.27	-----	11,386,113.21
	Subtotal		070	0406 000	106,493,480.63	381,298,000.00	-----	113,854,105.25	-----	373,937,375.38
Research and Development, Management Directorate, Departmental Management, Operations, Intelligence, and Oversight, Homeland Security Fund Resources:										
Undisbursed Funds	2019-2020		070	0801 000	2,182,276.28	-----	-----	1,991,074.66	-----	191,201.62
	2018-2019				144,289.04	-----	-----	-----	-----	144,289.04
	2017-2018				108,456.85	-----	-----	-----	-----	108,456.85
	Subtotal		070	0801 000	2,435,022.17	-----	-----	1,991,074.66	-----	443,947.51
Intragovernmental Funds										
Working Capital Fund Departmental Management, Homeland Security Fund Resources:										
Undisbursed Funds	No Year		070	4640 000	1,694,630.50	-----	-----	34,125,672.80	-----	⁴ -32,431,042.30
Trust Fund Accounts										
Gifts and Donations, Department Management, Homeland Security Fund Resources:										
Undisbursed Funds	No Year		070	8244 000	118,837,514.54	35,690.16	-----	24,766,968.48	-----	94,106,236.22
Total, Departmental Management and Operations					1,410,418,631.47	2,200,844,440.16	-----	1,727,622,126.45	40,960,279.12	1,842,680,666.06
Office of the Inspector General										
General Fund Accounts										
Operations and Support, Office of Inspector General, Homeland Security Fund Resources:										
Undisbursed Funds	2020		070	0200 000	-----	190,186,000.00	-----	145,981,338.04	-----	44,204,661.96
	2019-2020				-----	-----	108,600.00	104,998.00	⁵ 3,600.00	2.00
	2018-2020				3,851,170.74	-----	-----	2,260,834.46	-----	1,590,336.28
	2019				26,260,577.86	-----	-108,600.00	19,412,414.64	-----	6,739,563.22
	2018				4,426,100.46	-----	-----	1,588,132.73	-----	2,837,967.73
	2017				3,704,504.66	-----	-----	246,439.52	-----	3,458,065.14
	2016				3,614,737.93	-----	-----	577,767.64	-----	3,036,970.29
	2015				3,383,112.69	-----	-----	-81.09	3,383,193.78	-----
	No Year				16,735,468.36	3,000,000.00	-----	7,878,886.10	-----	11,856,582.26

Footnotes at End of Chapter

Appropriations, Outlays, and Balances - Continued

Appropriation or Fund Account Title	Account Symbol				Balances, Beginning of Fiscal Year	Appropriations and Other Obligational Authority ¹	Transfers Borrowings and Investment (Net) ²	Outlays (Net)	Balances Withdrawn and Other Transactions ³	Balances, End of Fiscal Year
	Period of Availability	ATA	AID	MAIN						
Subtotal			070	0200	61,975,672.70	193,186,000.00	-----	178,050,730.04	3,386,793.78	73,724,148.88
Total, Office of the Inspector General					61,975,672.70	193,186,000.00	-----	178,050,730.04	3,386,793.78	73,724,148.88
Citizenship and Immigration Services										
General Fund Accounts										
Operations and Support, U.S. Citizenship and Immigration Services, Homeland Security Fund Resources:										
Undisbursed Funds	2020		070	0300	-----	116,275,250.00	-----	64,501,388.43	-----	51,773,861.57
	2019-2020				-----	-----	1,815,000.00	-----	⁵ 1,815,000.00	-----
	2019				39,612,923.49	-----	-1,815,000.00	24,035,203.08	-----	13,762,720.41
	2018				3,129,450.16	-----	-----	702,186.51	-----	2,427,263.65
	2017				2,412,413.07	-----	-----	632,775.53	-----	1,779,637.54
	2016				3,412,248.44	-----	-----	29,304.39	-----	3,382,944.05
	2015				9,250,319.72	-----	-----	-0.01	9,250,319.73	-----
	No Year				5,566,958.89	-----	-----	1,224,413.09	-----	4,342,545.80
	Subtotal		070	0300	63,384,313.77	116,275,250.00	-----	91,125,271.02	11,065,319.73	77,468,973.02
Procurement, Construction, and Improvements, United States Citizenship and Immigration Services, Homeland Security Fund Resources:										
Undisbursed Funds	2019-2021		070	0407	13,750,774.29	-----	-----	1,963,185.82	-----	11,787,588.47
	2018-2020				19,365,473.53	-----	-----	16,532,519.10	-----	2,832,954.43
	2017				0.18	-----	-----	-----	-----	0.18
	Subtotal		070	0407	33,116,248.00	-----	-----	18,495,704.92	-----	14,620,543.08
Federal Assistance, U.S. Citizenship and Immigration Services, Homeland Security Fund Resources:										
Undisbursed Funds	2020		070	0408	-----	10,000,000.00	-----	-----	-----	10,000,000.00
	2019				10,000,000.00	-----	-----	3,604,333.19	-----	6,395,666.81
	Subtotal		070	0408	10,000,000.00	10,000,000.00	-----	3,604,333.19	-----	16,395,666.81
Special Fund Accounts										
Immigration Examination Fees, Immigration Services, Homeland Security Fund Resources:										
Undisbursed Funds	No Year		070	5088	2,575,228,629.33	3,823,164,809.53	-----	4,195,121,800.02	-----	2,203,271,638.84
Immigration Services, H-1 B Funded, Homeland Security Fund Resources:										
Undisbursed Funds	No Year		070	5106	30,986,583.47	19,214,905.50	-----	34,444,455.79	-----	15,757,033.18
H-1B and L Fraud Prevention and Detection Account, Citizenship and Immigration Services, Homeland Security Fund Resources:										
Undisbursed Funds	No Year		070	5389	68,351,743.14	42,464,805.01	-----	78,335,469.02	-----	32,481,079.13
Total, Citizenship and Immigration Services					2,781,067,517.71	4,011,119,770.04	-----	4,421,127,033.96	11,065,319.73	2,359,994,934.06
United States Secret Service										
General Fund Accounts										

Footnotes at End of Chapter

Appropriations, Outlays, and Balances - Continued

Appropriation or Fund Account Title	Account Symbol				Balances, Beginning of Fiscal Year	Appropriations and Other Obligational Authority ¹	Transfers Borrowings and Investment (Net) ²	Outlays (Net)	Balances Withdrawn and Other Transactions ³	Balances, End of Fiscal Year	
	Period of Availability	ATA	AID	MAIN							SUB
Operations and Support, United States Secret Service, Homeland Security Fund Resources:											
Undisbursed Funds	2020-2021		070	0400	000	39,763,000.00		10,328,697.53		29,434,302.47	
	2020					2,257,438,000.00	2,915,315.02	1,764,937,830.75		495,415,484.27	
	2019-2020					36,456,720.12		20,677,715.25	695,000.00	14,913,204.87	
	2019					432,477,343.30		320,053,130.77		100,376,199.44	
	2018-2019					16,189,689.24		4,040,134.92		12,149,554.32	
	2018					62,524,154.00		16,821,030.71		45,703,123.29	
	2017-2018					2,528,445.00		811,402.34		1,717,042.66	
	2017					37,176,749.76		4,186,561.45		32,990,188.31	
	2016-2017					278,085.38		217,368.05		60,717.33	
	2016					44,535,018.37		319,592.15		44,215,426.22	
	2015-2016					498,809.23				498,809.23	
	2015					27,601,912.60		1,360,058.96	26,241,853.64		
	2014-2015					5,496,711.90			5,496,711.90		
	No Year					37,906,447.78		4,508,496.81		33,397,950.97	
Funds Held Outside the Treasury	2020						950,484.98			950,484.98	
	2019					746,986.91	-746,986.91				
	Subtotal		070	0400	000	704,417,073.59	2,297,201,000.00	-9,100,000.00	2,148,262,019.69	32,433,565.54	811,822,488.36
Procurement, Construction, and Improvements, United States Secret Service, Homeland Security Fund Resources:											
Undisbursed Funds	2020-2022		070	0401	000		66,989,000.00		10,194,672.48		56,794,327.52
	2019-2021					69,722,512.60		19,905,195.90		49,817,316.70	
	2017-2021					47,715,473.31		14,371,967.65		33,343,505.66	
	2019-2020							3,100,000.00		3,100,000.00	
	2018-2020					44,149,981.90		25,644,926.04		18,505,055.86	
	2017-2019					48,992,790.93		39,839,452.00		9,153,338.93	
	2015-2019					427,905.31		185,388.92		242,516.39	
	2016-2018					4,052,960.79		2,351,722.14		1,701,238.65	
	2014-2018					169,344.22				169,344.22	
	2015-2017					1,303,579.80				1,303,579.80	
	2013-2017					168,397.63				168,397.63	
	2014-2016					831,037.53		159.41		830,878.12	
	2012-2016					403,548.73				403,548.73	
	2013-2015					847,893.58			847,893.58		
	No Year					391,632.75				391,632.75	
	Subtotal		070	0401	000	219,177,059.08	66,989,000.00	3,100,000.00	112,493,484.54	847,893.58	175,924,680.96
Contribution for Annuity Benefits, United States Secret Service, Homeland Security Fund Resources:											
Undisbursed Funds	No Year		070	0405	000	44,000,912.97	265,000,000.00		288,266,941.71		20,733,971.26

Footnotes at End of Chapter

Appropriations, Outlays, and Balances - Continued

Appropriation or Fund Account Title	Account Symbol				Balances, Beginning of Fiscal Year	Appropriations and Other Obligational Authority ¹	Transfers Borrowings and Investment (Net) ²	Outlays (Net)	Balances Withdrawn and Other Transactions ³	Balances, End of Fiscal Year	
	Period of Availability	ATA	AID	MAIN							SUB
Research and Development, United States Secret Service, Homeland Security Fund Resources: Undisbursed Funds	2020-2021		070	0804	000	----- 12,455,000.00	----- -----	9,225,000.19	----- -----	3,229,999.81	
	2019-2020					2,371,289.95	-----	526,965.94	-----	1,844,324.01	
	2018-2019					300.00	-----	-----	-----	300.00	
	2017-2018					168,735.56	-----	168,735.56	-----	-----	
	Subtotal		070	0804	000	2,540,325.51	12,455,000.00	9,920,701.69	-----	5,074,623.82	
Total, United States Secret Service						970,135,371.15	2,641,645,000.00	-6,000,000.00	2,558,943,147.63	33,281,459.12	1,013,555,764.40
Transportation Security Administration											
General Fund Accounts											
Procurement, Construction, and Improvements, Transportation Security Administration, Homeland Security Fund Resources: Undisbursed Funds	2020-2022		070	0410	000	----- 110,100,000.00	----- -----	35,511,048.68	----- -----	74,588,951.32	
	2019-2021					123,143,296.33	-5,764,000.00	75,973,339.48	-----	41,405,956.85	
	2018-2020					41,388,004.83	-----	26,700,817.90	-----	14,687,186.93	
	2018-2019					2,419,696.00	-----	2,337,418.90	-----	82,277.10	
	2017-2019					25,854,137.94	-----	15,447,048.95	-----	10,407,088.99	
	Subtotal		070	0410	000	192,805,135.10	104,336,000.00	155,969,673.91	-----	141,171,461.19	
Expenses, Transportation Security Administration, Border and Transportation Security, Homeland Security Fund Resources: Undisbursed Funds	No Year		070	0508	000	7,006.92	-----	-----	-----	7,006.92	
Federal Air Marshals, Transportation Security Administration, Homeland Security Fund Resources: Undisbursed Funds	No Year		070	0541	000	171,185.27	-----	-----	-----	171,185.27	
Operations and Support, Transportation Security Administration, Homeland Security Fund Resources: Undisbursed Funds	2018-2022		070	0550	000	665,993.14	-----	44,387.30	-----	621,605.84	
	2020-2021					-----	6,961,059,231.13	5,283,646,073.66	-----	1,677,413,157.47	
	2019-2021					-----	-----	-780,442.00	-----	780,442.00	
	2017-2021					50,511.90	-----	-----	-----	50,511.90	
	2019-2020					1,463,329,120.82	-42,379,000.00	1,269,164,878.85	-----	151,785,241.97	
	2018-2019					186,294,569.02	-----	88,689,057.11	-----	97,605,511.91	
	2017-2018					91,501,238.43	-----	27,073,399.01	-----	64,427,839.42	
	2016-2017					43,266,466.52	-----	6,292,775.88	-----	36,973,690.64	
	2015-2016					54,558,113.96	-----	2,442,334.48	-----	52,115,779.48	
	2014-2015					37,262,231.15	-----	2,119,946.24	35,142,284.91	-----	
	No Year					294,298,167.08	-----	29,066,303.69	-----	265,231,863.39	
	Subtotal		070	0550	000	2,171,226,412.02	6,918,680,231.13	6,707,758,714.22	35,142,284.91	2,347,005,644.02	

Footnotes at End of Chapter

Appropriations, Outlays, and Balances - Continued

Appropriation or Fund Account Title	Account Symbol				Balances, Beginning of Fiscal Year	Appropriations and Other Obligational Authority ¹	Transfers Borrowings and Investment (Net) ²	Outlays (Net)	Balances Withdrawn and Other Transactions ³	Balances, End of Fiscal Year
	Period of Availability	ATA	AID	MAIN						
Surface Transportation Security, Transportation Security Administration, Homeland Security Fund Resources: Undisbursed Funds	2016-2017		070	0551	000	254,007.25	-----	-----	-----	254,007.25
	2015-2016					411,510.09	-----	-----	-----	411,510.09
	2014-2015					2,557,306.36	-----	-----	2,557,306.36	-----
	No Year					311.30	-----	-----	-----	311.30
	Subtotal		070	0551	000	3,223,135.00	-----	-----	2,557,306.36	665,828.64
Research and Development, Transportation Security Administration, Border and Transportation Security, Homeland Security Fund Resources: Undisbursed Funds	No Year		070	0553	000	30,810.42	-----	-----	-----	30,810.42
Transportation Security Support, Transportation Security Administration, Homeland Security Fund Resources: Undisbursed Funds	2016-2017		070	0554	000	22,999,516.72	-----	-----	1,590,659.93	21,408,856.79
	2015-2016					37,934,306.50	-----	-----	12,546,654.95	25,387,651.55
	2014-2015					47,900,217.14	-----	-----	22,646,179.06	25,254,038.08
	No Year					334,312.93	-----	-----	-----	334,312.93
	Subtotal		070	0554	000	109,168,353.29	-----	-----	36,783,493.94	25,254,038.08
Intelligence and Vetting, Transportation Security Administration, Homeland Security Fund Resources: Undisbursed Funds	2016-2017		070	0557	000	3,628,605.23	-----	-----	50,720.34	3,577,884.89
	2015-2016					3,550,377.08	-----	-----	143,342.51	3,407,034.57
	2014-2015					7,292,815.36	-----	-----	325,092.34	6,967,723.02
	No Year					37,850,628.44	-----	-----	5,230,256.61	32,620,371.83
	Subtotal		070	0557	000	52,322,426.11	-----	-----	5,749,411.80	6,967,723.02
Research and Development, Transportation Security Administration, Homeland Security Fund Resources: Undisbursed Funds	2020-2021		070	0802	000	-----	22,902,000.00	-----	3,191,274.94	19,710,725.06
	2019-2020					17,717,025.92	-----	-----	12,457,239.63	5,259,786.29
	2018-2019					7,278,030.36	-----	-----	3,831,438.80	3,446,591.56
	2017-2018					25,663.29	-----	-----	-----	25,663.29
	Subtotal		070	0802	000	25,020,719.57	22,902,000.00	-----	19,479,953.37	28,442,766.20
Special Fund Accounts										
Aviation Security Capital Fund, Transportation Security Administration, Homeland Security Fund Resources: Undisbursed Funds	No Year		070	5385	000	1,195,017,200.64	250,000,000.00	-----	314,018,384.46	1,130,998,816.18
Unclaimed Checkpoint Money, Transportation Security Administration, Homeland Security Fund Resources: Undisbursed Funds	No Year		070	5390	000	2,783,659.07	507,782.79	-----	2,365,984.54	925,457.32

Footnotes at End of Chapter

Appropriations, Outlays, and Balances - Continued

Appropriation or Fund Account Title	Account Symbol				Balances, Beginning of Fiscal Year	Appropriations and Other Obligational Authority ¹	Transfers Borrowings and Investment (Net) ²	Outlays (Net)	Balances Withdrawn and Other Transactions ³	Balances, End of Fiscal Year	
	Period of Availability	ATA	AID	MAIN							SUB
Airport Checkpoint Screening Fund, Transportation Security Administration, Homeland Security Fund Resources: Undisbursed Funds	No Year		070	5545	000	1,447,927.07	-----	-----	58,479.28	-----	1,389,447.79
Total, Transportation Security Administration						3,753,223,970.48	7,296,426,013.92	-----	7,242,184,095.52	69,921,352.37	3,737,544,536.51
Federal Law Enforcement Training Center											
General Fund Accounts											
Operations and Support, Federal Law Enforcement Training Centers, Homeland Security Fund Resources: Undisbursed Funds	2020-2021		070	0509	000	-----	54,283,000.00	-----	36,807,005.59	-----	17,475,994.41
	2020					-----	238,714,000.00	-----	190,422,196.74	-----	48,291,803.26
	2019-2020					14,285,934.02	-----	1,732,000.00	18,946,373.07	⁵ 313,000.00	⁴ -3,241,439.05
	2019					52,969,637.16	-----	-1,732,000.00	44,414,626.54	-----	6,823,010.62
	2018-2019					-4,462,194.15	-----	-----	-6,052,726.74	-----	1,590,532.59
	2017-2019					1,334,218.46	-----	-----	1,254,167.70	-----	80,050.76
	2018					7,749,339.78	-----	-----	3,944,240.30	-----	3,805,099.48
	2017-2018					5,518,689.11	-----	-----	-565,050.73	-----	6,083,739.84
	2017					2,023,182.28	-----	-----	1,409,322.16	-----	613,860.12
	2016-2017					6,046,396.61	-----	-----	237,583.48	-----	5,808,813.13
	2016					1,249,977.81	-----	-----	-28,677.27	-----	1,278,655.08
	2015-2016					1,446,509.23	-----	-----	46,867.23	-----	1,399,642.00
	2015					2,767,757.82	-----	-----	48,399.93	2,719,357.89	-----
	2014-2015					2,005,353.99	-----	-----	-----	2,005,353.99	-----
	No Year					2,291,172.76	-----	-----	790,238.11	-----	1,500,934.65
	Subtotal		070	0509	000	95,225,974.88	292,997,000.00	-----	291,674,566.11	5,037,711.88	91,510,696.89
Procurement, Construction, and Improvements, Federal Law Enforcement Training Centers, Homeland Security Fund Resources: Undisbursed Funds	2020-2024		070	0510	000	-----	58,173,000.00	-----	-----	-----	58,173,000.00
	2019-2023					50,943,000.00	-----	-----	3,782,458.64	-----	47,160,541.36
	2018-2022					710,682.49	-----	-----	490,477.60	-----	220,204.89
	2020-2021					-----	-----	1,600,000.00	-----	-----	1,600,000.00
	2020					-----	-----	-----	20,487.14	-----	⁴ -20,487.14
	2016-2020					548,825.18	-----	-----	304,278.22	-----	244,546.96
	2019					-9,872.59	-----	-----	-8,107.28	-----	⁴ -1,765.31
	2015-2019					39,222.21	-----	-----	-1,444.60	-----	40,666.81
	2014-2018					13,994.50	-----	-----	-----	-----	13,994.50
	2013-2017					15,196.80	-----	-----	-----	-----	15,196.80
	2016					3,211.97	-----	-----	-----	-----	3,211.97
	2012-2016					6,755.83	-----	-----	-----	-----	6,755.83
	2015					3,218.45	-----	-----	-----	3,218.45	-----
	No Year					-113,386.91	-----	-----	860.43	-----	⁴ -114,247.34

Footnotes at End of Chapter

Appropriations, Outlays, and Balances - Continued

Appropriation or Fund Account Title	Account Symbol				Balances, Beginning of Fiscal Year	Appropriations and Other Obligational Authority ¹	Transfers Borrowings and Investment (Net) ²	Outlays (Net)	Balances Withdrawn and Other Transactions ³	Balances, End of Fiscal Year	
	Period of Availability	ATA	AID	MAIN SUB							
Total, Federal Law Enforcement Training Center	Subtotal		070	0510	000	52,160,847.93	58,173,000.00	1,600,000.00	4,589,010.15	3,218.45	107,341,619.33
						147,386,822.81	351,170,000.00	1,600,000.00	296,263,576.26	5,040,930.33	198,852,316.22
Immigration and Customs Enforcement											
General Fund Accounts											
Immigration and Customs Enforcement, Border and Transportation Security, Homeland Security Fund Resources:											
Undisbursed Funds	No Year		070	0504	000	1,615,967.36	-----	-----	-----	-----	1,615,967.36
Operations and Support, U.S. Immigration and Customs Enforcement, Homeland Security Fund Resources:											
Undisbursed Funds	2020-2024		070	0540	000	-----	107,000,000.00	-----	1,274,262.61	-----	105,725,737.39
	2020-2022					-----	-----	-----	79,026.89	-----	⁴ -79,026.89
	2018-2022					30,184.55	-----	-----	2,121.39	-----	28,063.16
	2020-2021					-----	55,466,543.00	-----	5,032,269.72	-----	50,434,273.28
	2019-2021					-----	-----	-----	8,951.10	-----	⁴ -8,951.10
	2020					-----	7,944,874,405.00	-----	6,094,732,547.81	-----	1,850,141,857.19
	2019-2020					66,776,013.96	-----	8,921,119.00	35,278,848.31	8,999,000.00	31,419,284.65
	2018-2020					11,558.92	-----	-----	81,560.75	-----	⁴ -70,001.83
	2019					1,798,041,528.61	-----	-8,999,000.00	1,571,632,342.84	-----	217,410,185.77
	2018-2019					27,436,508.33	-----	-----	13,382,671.61	-----	14,053,836.72
	2015-2019					0.06	-----	-----	-----	-----	0.06
	2018					154,201,269.22	-----	-----	43,525,383.68	-----	110,675,885.54
	2017-2018					1,635,683.63	-----	-----	-2,492,559.48	-----	4,128,243.11
	2017					75,921,151.59	-----	-----	16,881,495.28	-----	59,039,656.31
	2016-2017					9,374,451.99	-----	-----	4,558,450.70	-----	4,816,001.29
	2015-2017					2,183,387.24	-----	-----	364,763.41	-----	1,818,623.83
	2016					57,354,936.60	-----	-----	517,995.54	-----	56,836,941.06
	2015-2016					6,094,207.58	-----	-----	111,753.17	-----	5,982,454.41
	2015					75,732,065.58	-----	-----	14,296.96	75,717,768.62	-----
	2014-2015					1,358,379.95	-----	-----	-281,329.72	1,639,709.67	-----
	No Year					105,240,608.00	10,000,000.00	-----	39,392,998.12	-----	75,847,609.88
	Subtotal		070	0540	000	2,381,391,935.81	8,117,340,948.00	-77,881.00	7,824,097,850.69	86,356,478.29	2,588,200,673.83
Automation Modernization, U.S. Immigration and Customs Enforcement, Homeland Security Fund Resources:											
Undisbursed Funds	2016-2018		070	0543	000	2,354,057.49	-----	-----	859,191.99	-----	1,494,865.50
	2015-2017					1,312,392.31	-----	-----	-----	-----	1,312,392.31
	2014-2016					953,429.72	-----	-----	-----	-----	953,429.72
	2012-2016					177,051.17	-----	-----	-----	-----	177,051.17
	2013-2015					508,348.48	-----	-----	-----	508,348.48	-----
	No Year					1,597,335.37	-----	-----	499,011.74	-----	1,098,323.63
	Subtotal		070	0543	000	6,902,614.54	-----	-----	1,358,203.73	508,348.48	5,036,062.33

Footnotes at End of Chapter

Appropriations, Outlays, and Balances - Continued

Appropriation or Fund Account Title	Account Symbol				Balances, Beginning of Fiscal Year	Appropriations and Other Obligational Authority ¹	Transfers Borrowings and Investment (Net) ²	Outlays (Net)	Balances Withdrawn and Other Transactions ³	Balances, End of Fiscal Year	
	Period of Availability	ATA	AID	MAIN							SUB
Procurement, Construction, and Improvements, U.S. Immigration and Customs Enforcement, Homeland Security Fund Resources:											
Undisbursed Funds	2020-2022		070	0545	000	-----	47,270,000.00	-----	628,689.58	-----	46,641,310.42
	2018-2022					30,770,840.79	-----	-----	1,783,491.63	-----	28,987,349.16
	2019-2021					43,281,000.00	-----	-----	2,848,047.93	-----	40,432,952.07
	2020					-----	2,930,595.00	-----	2,676.61	-----	2,927,918.39
	2018-2020					50,008,901.61	-----	-----	11,796,160.78	-----	38,212,740.83
	2017-2019					6,167,921.20	-----	-----	4,151,767.58	-----	2,016,153.62
	2014-2017					23,531.31	-----	-----	-----	-----	23,531.31
	2013-2016					5,606.64	-----	-----	-----	-----	5,606.64
	No Year					6,079,273.54	-----	-----	1,845,578.79	-----	4,233,694.75
	Subtotal		070	0545	000	136,337,075.09	50,200,595.00	-----	23,056,412.90	-----	163,481,257.19
Special Fund Accounts											
Breach Bond/Detention Fund, Border and Transportation Security, Homeland Security Fund Resources:											
Undisbursed Funds	No Year		070	5126	000	73,414,291.40	51,420,051.72	-----	18,153,494.51	-----	106,680,848.61
Student and Exchange Visitor Program, Border and Transportation Security, Homeland Security Fund Resources:											
Undisbursed Funds	No Year		070	5378	000	157,796,054.16	85,317,252.51	-----	84,138,299.71	-----	158,975,006.96
Immigration User Fee Account, BICE, Homeland Security Fund Resources:											
Undisbursed Funds	No Year		070	5382	000	224,695,660.54	98,439,119.11	-----	118,717,787.37	-----	204,416,992.28
Detention and Removal Operations, U.S. Immigration and Customs Enforcement, Homeland Security Fund Resources:											
Undisbursed Funds	No Year		070	5542	000	99,737.55	437,316.00	-----	16,376.81	-----	520,676.74
Trust Fund Accounts											
Violent Crime Reduction Program, Immigration Services, Homeland Security Fund Resources:											
Undisbursed Funds	No Year		070	8598	000	503.19	-----	-----	-----	-----	503.19
Total, Immigration and Customs Enforcement						2,982,253,839.64	8,403,155,282.34	-77,881.00	8,069,538,425.72	86,864,826.77	3,228,927,988.49
U.S. Customs and Border Protection											
General Fund Accounts											
Customs and Border Protection, USCS, Homeland Security Fund Resources:											
Undisbursed Funds	No Year		070	0503	000	525,523.23	-----	-----	0.14	-----	525,523.09
Operations and Support, U.S. Customs and Border Protection, Homeland Security Fund Resources:											
Undisbursed Funds	2020-2024		070	0530	000	-----	182,000,000.00	-----	922,082.28	-----	181,077,917.72
	2020-2021					-----	487,775,000.00	-----	79,249,877.36	-----	408,525,122.64
	2020					-----	12,299,325,000.00	5,419,508.00	9,972,215,887.67	-----	2,332,528,620.33

Footnotes at End of Chapter

Appropriations, Outlays, and Balances - Continued

Appropriation or Fund Account Title	Account Symbol				Balances, Beginning of Fiscal Year	Appropriations and Other Obligational Authority ¹	Transfers Borrowings and Investment (Net) ²	Outlays (Net)	Balances Withdrawn and Other Transactions ³	Balances, End of Fiscal Year	
	Period of Availability	ATA	AID	MAIN							SUB
	2019-2020				2,066,103,922.08	-324,000,000.00	8,916,000.00	1,277,978,128.94	⁵ 269,000.00	472,772,793.14	
	2019				1,494,220,692.36	-----	-8,235,898.00	⁶ 1,276,437,013.05	-----	209,547,781.31	
	2018-2019				211,185,674.10	-----	-----	124,574,904.40	-----	86,610,769.70	
	2018				329,035,318.75	-----	-200.00	⁷ 131,543,289.16	-----	197,491,829.59	
	2017-2018				77,673,207.34	-----	-----	30,566,550.28	-----	47,106,657.06	
	2016-2018				3,493,289.52	-----	-----	2,841,936.42	-----	651,353.10	
	2017				117,904,734.83	-----	-2,000.00	⁸ 10,206,452.14	-----	107,696,282.69	
	2016-2017				167,361.72	-----	-----	25,100.41	-----	142,261.31	
	2016				75,967,364.45	-----	-----	⁹ 6,177,587.30	-----	69,789,777.15	
	2015-2016				1,571,633.42	-----	-----	115,430.97	-----	1,456,202.45	
	2015				52,103,426.74	-----	-----	-724,457.97	52,827,884.71	-----	
	2014-2015				10,509,647.50	-----	-----	-38,933.76	10,548,581.26	-----	
	No Year				121,754,845.91	533,103,519.00	-24,680,565.31	549,195,966.36	-----	80,981,833.24	
Funds Held Outside the Treasury	2020				-----	-----	1,160,492.00	-----	-----	1,160,492.00	
	2019				680,102.00	-----	-680,102.00	-----	-----	-----	
	2018				-200.00	-----	200.00	-----	-----	-----	
	2017				-2,000.00	-----	2,000.00	-----	-----	-----	
	Subtotal		070	0530	000	4,562,369,020.72	13,178,203,519.00	-18,100,565.31	13,461,286,815.01	63,645,465.97	4,197,539,693.43
Automation Modernization, U.S. Customs and Border Protection, Homeland Security Fund Resources:											
Undisbursed Funds	2016-2018		070	0531	000	3,777,047.62	-----	-----	748,398.35	-----	3,028,649.27
	2015-2017				1,723,371.26	-----	-----	54,383.28	-----	1,668,987.98	
	2016				8,325,411.83	-----	-----	327,743.11	-----	7,997,668.72	
	2014-2016				2,097,656.30	-----	-----	-----	-----	2,097,656.30	
	2015				9,080,026.46	-----	-----	-59,973.54	9,140,000.00	-----	
	2014-2015				226,742.87	-----	-----	-1,880.95	228,623.82	-----	
	2013-2015				4,900,821.16	-----	-----	-----	4,900,821.16	-----	
	No Year				4,915,843.38	-----	-----	326,269.58	-----	4,589,573.80	
	Subtotal		070	0531	000	35,046,920.88	-----	-----	1,394,939.83	14,269,444.98	19,382,536.07
Procurement, Construction, and Improvements, U.S. Customs and Border Protection, Homeland Security Fund Resources:											
Undisbursed Funds	2020-2024		070	0532	000	-----	1,437,364,000.00	-----	6,196,839.12	-----	1,431,167,160.88
	2019-2023				2,285,435,264.17	-38,000,000.00	-----	372,025,939.56	-----	1,875,409,324.61	
	2020-2022				-----	467,104,000.00	-----	48,198,452.59	-----	418,905,547.41	
	2018-2022				1,067,926,738.77	-20,000,000.00	-----	287,443,074.90	-----	760,483,663.87	
	2019-2021				862,893,313.17	12,225,000.00	-----	168,134,493.92	-----	706,983,819.25	
	2017-2021				154,404,408.32	-----	-----	34,446,305.07	-----	119,958,103.25	
	2018-2020				622,234,856.94	6,300,000.00	-580,000.00	271,007,524.29	-----	356,947,332.65	
	2016-2020				36,159,561.92	-----	-----	12,244,940.60	-----	23,914,621.32	
	2017-2019				61,834,745.37	-----	-----	39,207,264.57	-----	22,627,480.80	
	2015-2019				33,126,162.62	-----	-----	14,078,298.61	-----	19,047,864.01	
	2014-2018				10,419,139.34	-----	-----	2,751,815.18	-----	7,667,324.16	

Footnotes at End of Chapter

Appropriations, Outlays, and Balances - Continued

Appropriation or Fund Account Title	Account Symbol				Balances, Beginning of Fiscal Year	Appropriations and Other Obligational Authority ¹	Transfers Borrowings and Investment (Net) ²	Outlays (Net)	Balances Withdrawn and Other Transactions ³	Balances, End of Fiscal Year
	Period of Availability	ATA	AID	MAIN						
	2013-2017				7,119,331.62	-----	-----	2,824,744.21	-----	4,294,587.41
	2012-2016				4,222,667.03	-----	-----	-291,887.60	-----	4,514,554.63
	No Year				57,792,286.11	-----	9,500,000.00	22,459,413.82	-----	44,832,872.29
	Subtotal		070	0532	5,203,568,475.38	1,864,993,000.00	8,920,000.00	1,280,727,218.84	-----	5,796,754,256.54
Border Security Fencing, Infrastructure, and Technology, U.S. Customs and Border Protection, Homeland Security Fund Resources:										
Undisbursed Funds	2016-2018		070	0533	15,761,465.61	-----	-----	8,964,789.40	-----	6,796,676.21
	2016-2017				7,800,151.68	-----	-----	1,077,351.12	-----	6,722,800.56
	2015-2017				18,161,899.75	-----	-----	4,636,043.37	-----	13,525,856.38
	2014-2016				5,716,063.76	-----	-----	193,907.59	-----	5,522,156.17
	2013-2015				11,586,709.03	-----	-----	-601,071.77	12,187,780.80	-----
	No Year				150,061,547.73	-----	-----	45,824,563.44	-----	104,236,984.29
	Subtotal		070	0533	209,087,837.56	-----	-----	60,095,583.15	12,187,780.80	136,804,473.61
Air and Marine Operations, U.S. Customs and Border Protection, Homeland Security Fund Resources:										
Undisbursed Funds	2016-2018		070	0544	21,633,520.52	-----	-----	8,122,386.12	-----	13,511,134.40
	2015-2017				6,006,706.65	-----	-----	647,312.71	-----	5,359,393.94
	2016				3,798,442.69	-----	-----	48,196.38	-----	3,750,246.31
	2014-2016				7,477,963.34	-----	-----	1,286,671.61	-----	6,191,291.73
	2015				4,142,389.08	-----	-----	2,806.82	4,139,582.26	-----
	2013-2015				3,047,547.72	-----	-----	753,054.51	2,294,493.21	-----
	No Year				23,463,590.63	-----	-----	2,497,065.30	-----	20,966,525.33
	Subtotal		070	0544	69,570,160.63	-----	-----	13,357,493.45	6,434,075.47	49,778,591.71
Special Fund Accounts										
Customs and Border Protection, Immigration User Fees, Border and Transportation Security, Homeland Security Fund Resources:										
Undisbursed Funds	No Year		070	5087	226,642,388.23	468,503,397.87	-----	650,287,922.96	-----	44,857,863.14
Customs and Border Protection, Land Border Inspection Fees, Border and Transportation Security, Homeland Security Fund Resources:										
Undisbursed Funds	No Year		070	5089	14,454,837.44	34,862,329.96	-----	42,606,812.00	-----	6,710,355.40
Immigration Enforcement Account, Border and Transportation Security, Homeland Security Fund Resources:										
Undisbursed Funds	No Year		070	5451	60,836.85	540,296.66	-----	436,801.62	-----	164,331.89
International Registered Traveler Program Fund, U.S. Customs and Border Protection, Homeland Security Fund Resources:										
Undisbursed Funds	No Year		070	5543	330,933,159.52	130,081,375.92	-----	127,995,269.55	-----	333,019,265.89
APEC Business Travel Card Account, Customs and Border Protection, Homeland Security Fund Resources:										
Undisbursed Funds	No Year		070	5569	3,569,047.00	821,160.00	-----	3,277,568.22	-----	1,112,638.78

Footnotes at End of Chapter

Appropriations, Outlays, and Balances - Continued

Appropriation or Fund Account Title	Account Symbol				Balances, Beginning of Fiscal Year	Appropriations and Other Obligational Authority ¹	Transfers Borrowings and Investment (Net) ²	Outlays (Net)	Balances Withdrawn and Other Transactions ³	Balances, End of Fiscal Year	
	Period of Availability	ATA	AID	MAIN							SUB
Electronic System for Travel Authorization, U.S. Customs and Border Protection, Homeland Security Fund Resources: Undisbursed Funds	No Year		070	5595	000	89,346,029.11	25,620,224.00	-----	68,027,269.42	-----	46,938,983.69
Customs and Border Protection, Transfer and Expenses of Operation, Puerto Rico, USCS, Homeland Security Fund Resources: Undisbursed Funds	No Year		070	5687	000	245,825,488.83	225,381,736.76	-----	111,999,639.13	-----	359,207,586.46
Customs and Border Protection Services at User Fee Facilities, U.S. Customs and Border Protection, Homeland Security Fund Resources: Undisbursed Funds	No Year		070	5694	000	1,582,458.57	12,334,631.92	-----	13,163,030.25	-----	754,060.24
Customs and Border Protection, Customs User Fees Account, USCS, Homeland Security Fund Resources: Undisbursed Funds	No Year		070	5695	000	605,797,769.50	665,309,628.54	-----	759,962,654.81	-----	511,144,743.23
9-11 Response and Biometric Exit Account, U.S. Customs and Border Protection, Homeland Security Fund Resources: Undisbursed Funds	No Year		070	5702	000	107,485,304.80	35,958,712.17	-----	56,308,104.77	-----	87,135,912.20
Public Enterprise Funds											
Enhanced Inspectional Services, U.S. Customs and Border Protection, Homeland Security Fund Resources: Undisbursed Funds	No Year		070	4363	000	7,822,478.60	-----	-----	138,321.40	-----	7,684,157.20
Trust Fund Accounts											
Customs and Border Protection, Violent Crime Reduction Trust Fund, USCS, Homeland Security Fund Resources: Undisbursed Funds	No Year		070	8529	000	0.56	-----	-----	-----	-----	0.56
Refunds, Transfers and Expenses, Abandoned and Seized Goods, USCS, Homeland Security Fund Resources: Undisbursed Funds	No Year		070	8789	000	4,000,433.83	1,610,460.14	-----	3,342,771.61	-----	2,268,122.36
Harbor Maintenance Fee Collection, USCS, Homeland Security Fund Resources: Undisbursed Funds	No Year		070	8870	000	-----	24,629,000.00	-----	19,078,688.05	-----	5,550,311.95
Total, U.S. Customs and Border Protection						11,717,688,171.24	16,668,849,472.94	-9,180,565.31	16,673,486,904.21	96,536,767.22	11,607,333,407.44
United States Coast Guard											
General Fund Accounts											
Retired Pay, Coast Guard, Homeland Security Fund Resources: Undisbursed Funds	No Year		070	0602	000	269,372,334.06	1,802,309,000.00	-----	1,789,492,528.93	-----	282,188,805.13
Operations and Support, Coast Guard, Homeland Security Fund Resources: Undisbursed Funds	2020-2024		070	0610	000	-----	19,982,000.00	-----	3,501,096.87	-----	16,480,903.13
	2019-2023					12,309,881.89	-----	-----	3,096,513.10	-----	9,213,368.79
	2020-2022					-----	11,000,000.00	-----	-----	-----	11,000,000.00

Footnotes at End of Chapter

Appropriations, Outlays, and Balances - Continued

Appropriation or Fund Account Title	Account Symbol				Balances, Beginning of Fiscal Year	Appropriations and Other Obligational Authority ¹	Transfers Borrowings and Investment (Net) ²	Outlays (Net)	Balances Withdrawn and Other Transactions ³	Balances, End of Fiscal Year	
	Period of Availability	ATA	AID	MAIN							SUB
	2020-2021				-----	140,800,000.00	-----	16,466,515.62	-----	124,333,484.38	
	2019-2021				10,978,746.89	-----	-----	7,349,337.84	-----	3,629,409.05	
	2020				-----	8,125,771,000.00	-300,000.00	¹⁰ 6,283,907,317.43	-----	1,841,563,682.57	
	2019-2020				43,338,533.57	-----	20,569,000.00	28,630,924.05	69,000.00	35,207,609.52	
	2019				1,675,865,649.20	-----	-20,269,000.00	1,395,836,349.53	-----	259,760,299.67	
	2018-2019				31,381,294.54	-----	-----	19,407,996.48	-----	11,973,298.06	
	2017-2019				8,893,752.97	-----	-----	2,027,513.71	-----	6,866,239.26	
	2018				255,572,905.32	-----	-----	125,624,440.10	-----	129,948,465.22	
	2017-2018				409,750.27	-----	-----	-----	-----	409,750.27	
	2017				91,682,417.37	-----	-----	8,207,671.48	-----	83,474,745.89	
	2016-2017				94,113.51	-----	-----	-----	-----	94,113.51	
	2016				78,960,165.67	-----	-----	6,782,769.26	-----	72,177,396.41	
	2015-2016				166,707.35	-----	-----	-----	-----	166,707.35	
	2015				98,672,194.11	-----	-----	2,132,709.94	96,539,484.17	-----	
	2014-2015				668,081.51	-----	-----	-----	668,081.51	-----	
	No Year				3,631,209.88	-----	-----	-2,447,039.23	-----	6,078,249.11	
Funds Held Outside the Treasury	2020				-----	-----	300,000.00	-----	-----	300,000.00	
	2019				300,000.00	-----	-300,000.00	-----	-----	-----	
	Subtotal		070	0610	000	2,312,925,404.05	8,297,553,000.00	-----	7,900,524,116.18	97,276,565.68	2,612,677,722.19
Environmental Compliance and Restoration, Coast Guard, Homeland Security Fund Resources:											
Undisbursed Funds	2018-2022		070	0611	000	10,669,211.71	-----	-----	4,557,254.56	-----	6,111,957.15
	2017-2021					3,071,623.07	-----	-----	1,257,571.68	-----	1,814,051.39
	2016-2020					5,215,069.36	-----	-----	1,412,464.71	-----	3,802,604.65
	2015-2019					1,323,887.04	-----	-----	543,281.33	-----	780,605.71
	2014-2018					550,242.26	-----	-----	118,579.14	-----	431,663.12
	2013-2017					140,467.47	-----	-----	-----	-----	140,467.47
	2012-2016					235,500.74	-----	-----	11,970.58	-----	223,530.16
	No Year					793,330.17	-----	-----	145,529.42	-----	647,800.75
	Subtotal		070	0611	000	21,999,331.82	-----	-----	8,046,651.42	-----	13,952,680.40
Reserve Training, Coast Guard, Homeland Security Fund Resources:											
Undisbursed Funds	2018		070	0612	000	1,396,523.76	-----	-----	919,404.70	-----	477,119.06
	2017					258,405.33	-----	-----	17,942.62	-----	240,462.71
	2016					1,168,536.02	-----	-----	1,881.30	-----	1,166,654.72
	2015					802,623.30	-----	-----	2,300.16	800,323.14	-----
	Subtotal		070	0612	000	3,626,088.41	-----	-----	941,528.78	800,323.14	1,884,236.49
Acquisition, Construction, and Improvements, Coast Guard, Homeland Security Fund Resources:											
Undisbursed Funds	2020-2024		070	0613	000	-----	1,752,506,000.00	-----	91,406,019.86	-----	1,661,099,980.14
	2019-2023					2,667,881,545.66	-----	-----	244,018,545.64	-----	2,423,863,000.02
	2018-2022					2,865,434,011.26	-----	-----	502,925,227.17	-----	2,362,508,784.09

Footnotes at End of Chapter

Appropriations, Outlays, and Balances - Continued

Appropriation or Fund Account Title	Account Symbol				Balances, Beginning of Fiscal Year	Appropriations and Other Obligational Authority ¹	Transfers Borrowings and Investment (Net) ²	Outlays (Net)	Balances Withdrawn and Other Transactions ³	Balances, End of Fiscal Year	
	Period of Availability	ATA	AID	MAIN							SUB
	2017-2021				503,237,873.58	-----	-1,600,000.00	215,905,619.04	-----	285,732,254.54	
	2016-2020				600,417,989.97	-----	-----	278,572,781.40	-----	321,845,208.57	
	2015-2019				77,611,366.66	-----	-----	37,189,829.40	-----	40,421,537.26	
	2018				664,465.71	-----	-----	-----	-----	664,465.71	
	2014-2018				54,993,884.95	-----	-----	9,689,031.70	-----	45,304,853.25	
	2017				283,904.85	-----	-----	-----	-----	283,904.85	
	2013-2017				39,898,168.24	-----	-----	3,402,798.16	-----	36,495,370.08	
	2016				402,488.82	-----	-----	-----	-----	402,488.82	
	2012-2016				16,621,810.95	-----	-----	695,944.95	-----	15,925,866.00	
	2015				758,121.41	-----	-----	-----	758,121.41	-----	
	2011-2015				54,704,559.12	-----	-----	2,537,490.48	52,167,068.64	-----	
	No Year				2,620,380.82	-----	-----	-2,712,010.23	-----	5,332,391.05	
	Subtotal		070	0613	000	6,885,530,572.00	1,752,506,000.00	-1,600,000.00	1,383,631,277.57	52,925,190.05	7,199,880,104.38
Alteration of Bridges, Coast Guard, Homeland Security Fund Resources:											
Undisbursed Funds	No Year		070	0614	000	1,718,108.96	-----	-----	-----	-----	1,718,108.96
Research, Development, Test, and Evaluation, Coast Guard, Homeland Security Fund Resources:											
Undisbursed Funds	2020-2022		070	0615	000	-----	4,449,000.00	-----	878,095.37	-----	3,570,904.63
	2019-2021				5,889,012.65	-----	-----	3,451,785.54	-----	2,437,227.11	
	2018-2020				9,427,297.80	-5,000,000.00	-----	1,638,010.64	-----	2,789,287.16	
	2017-2019				321,814.15	-----	-----	317,005.62	-----	4,808.53	
	2016-2018				162,348.40	-----	-----	83,974.35	-----	78,374.05	
	2015-2017				181,971.89	-----	-----	-----	-----	181,971.89	
	2013-2017				64,441.01	-----	-----	-----	-----	64,441.01	
	2014-2016				71,936.53	-----	-----	-----	-----	71,936.53	
	2012-2016				488,513.08	-----	-----	549.68	-----	487,963.40	
	No Year				107,793.92	-----	-----	-58,610.33	-----	166,404.25	
	Subtotal		070	0615	000	16,715,129.43	-551,000.00	6,310,810.87	-----	9,853,318.56	
Medicare-Eligible Retiree Health Fund Contribution, United States Coast Guard, Homeland Security Fund Resources:											
Undisbursed Funds	2020		070	0616	000	-----	202,958,383.00	-----	202,958,383.00	-----	-----
Intragovernmental Funds											
Supply Fund, USCG, Homeland Security Fund Resources:											
Undisbursed Funds	No Year		070	4535	000	48,063,414.14	-----	-----	238,778.52	-----	47,824,635.62
Yard Fund, USCG, Homeland Security Fund Resources:											
Undisbursed Funds	No Year		070	4743	000	72,615,241.75	-----	-----	-27,013,487.44	-----	99,628,729.19
Trust Fund Accounts											

Footnotes at End of Chapter

Appropriations, Outlays, and Balances - Continued

Appropriation or Fund Account Title	Account Symbol				Balances, Beginning of Fiscal Year	Appropriations and Other Obligational Authority ¹	Transfers Borrowings and Investment (Net) ²	Outlays (Net)	Balances Withdrawn and Other Transactions ³	Balances, End of Fiscal Year	
	Period of Availability	ATA	AID	MAIN							SUB
Sport Fish Restoration and Boating Trust Fund, Homeland Security Fund Resources:											
Undisbursed Funds	No Year		070	8147	000	24,088,637.96	105,717,792.34	-91,186,182.19	-----	38,620,248.11	
Unrealized Discount on Investments						-14,872,190.63	-----	5,419,445.79	-----	-9,452,744.84	
Investments in US Treasury Securities						1,997,162,744.49	-----	85,766,736.40	-----	2,082,929,480.89	
Subtotal			070	8147	000	2,006,379,191.82	105,717,792.34	0.00	-----	2,112,096,984.16	
Boat Safety, USCG, Homeland Security Fund Resources:											
Undisbursed Funds	No Year		070	8149	000	1,914,683.16	115,242,149.17	-----	111,897,614.48	5,259,217.85	
Oil Spill Liability Trust Fund-Treasury Managed, Homeland Security Fund Resources:											
Undisbursed Funds	No Year		070	8185	000	" -16,113,534.21	527,972,972.09	-491,675,028.60	171,653.00	20,012,756.28	
Unrealized Discount on Investments						-75,857,921.94	-----	32,315,316.67	-----	-43,542,605.27	
Investments in US Treasury Securities						6,854,931,780.91	-----	460,480,911.49	-----	7,315,412,692.40	
Subtotal			070	8185	000	6,762,960,324.76	527,972,972.09	1,121,199.56	171,653.00	7,291,882,843.41	
Payment of Claims (Oil Spill Liability Trust Fund), Homeland Security Fund Resources:											
Undisbursed Funds	No Year		070	8312	000	-----	10,766,134.91	-----	10,766,134.91	-----	
Trust Fund Share of Expenses, USCG, Homeland Security Fund Resources:											
Undisbursed Funds	2020		070	8314	000	-----	45,000,000.00	-----	45,000,000.00	-----	
Oil Spill Recovery, USCG, Homeland Security Fund Resources:											
Undisbursed Funds	No Year		070	8349	000	353,896.67	68,189,314.67	-----	68,189,314.67	353,896.67	
General Gift Fund, USCG, Homeland Security Fund Resources:											
Undisbursed Funds	No Year		070	8533	000	1,752,794.65	3,051,821.31	-630,608.88	2,827,028.99	1,346,978.09	
Unrealized Discount on Investments						-31,870.37	-----	19,835.01	-----	-12,035.36	
Investments in US Treasury Securities						1,305,372.51	-----	610,773.87	-----	1,916,146.38	
Subtotal			070	8533	000	3,026,296.79	3,051,821.31	-----	2,827,028.99	3,251,089.11	
Total, United States Coast Guard						18,407,200,017.82	12,930,715,567.49	-478,800.44	11,503,982,333.88	151,002,078.87	19,682,452,372.12
National Protection and Programs Directorate											
General Fund Accounts											
Operations and Support, National Protection and Programs Directorate, Homeland Security Fund Resources:											
Undisbursed Funds	2018-2019		070	0117	000	5,108,930.96	-----	-----	856,189.22	-----	4,252,741.74
	2018					12,323,383.71	-----	-----	2,602,203.47	-----	9,721,180.24
	2017-2018					1,187,681.41	-----	-----	358,455.40	-----	829,226.01
	2017					5,626,681.82	-----	-----	94,968.59	-----	5,531,713.23
	2016-2017					969,445.47	-----	-----	-182.10	-----	969,627.57
	2016					5,201,708.77	-----	-----	5,657.33	-----	5,196,051.44
	2015-2016					342,918.65	-----	-----	135,217.29	-----	207,701.36
	2015					3,009,020.07	-----	-----	897.17	3,008,122.90	-----

Footnotes at End of Chapter

Appropriations, Outlays, and Balances - Continued

Appropriation or Fund Account Title	Account Symbol				Balances, Beginning of Fiscal Year	Appropriations and Other Obligational Authority ¹	Transfers Borrowings and Investment (Net) ²	Outlays (Net)	Balances Withdrawn and Other Transactions ³	Balances, End of Fiscal Year
	Period of Availability	ATA	AID	MAIN						
	2014-2015				453,650.89	-----	-----	-164.04	453,814.93	-----
	Subtotal		070	0117	000	-----	-----	4,053,242.33	3,461,937.83	26,708,241.59
Procurement, Construction, and Improvements, National Protection and Programs Directorate, Homeland Security Fund Resources:										
Undisbursed Funds	2020-2022		070	0412	000	-----	-----	132,652,068.75	-----	302,309,931.25
	2019-2021				304,502,082.96	-----	-----	229,659,514.24	-----	74,842,568.72
	2018-2019				178,310,001.46	-----	-----	146,999,848.19	-----	31,310,153.27
	2017-2018				47,855,774.46	-----	-----	11,667,337.56	-----	36,188,436.90
	Subtotal		070	0412	000	-----	-----	520,978,768.74	-----	444,651,090.14
Office of Biometric Identity Management, National Protection and Programs Directorate, Homeland Security Fund Resources:										
Undisbursed Funds	2016-2018		070	0521	000	-----	-----	2,921,627.39	-----	5,644,543.47
	2015-2017				10,305,401.06	-----	-----	213,685.48	-----	10,091,715.58
	2016				4,240,709.63	-----	-----	168,324.56	-----	4,072,385.07
	2014-2016				4,349,295.13	-----	-----	165,516.88	-----	4,183,778.25
	2015				6,739,471.06	-----	-----	13,323.77	6,726,147.29	-----
	2013-2015				5,432,172.44	-----	-----	-----	5,432,172.44	-----
	No Year				73,886,266.03	-----	-----	32,182,668.08	-----	41,703,597.95
	Subtotal		070	0521	000	-----	-----	35,665,146.16	12,158,319.73	65,696,020.32
Federal Protective Service, Management Directorate, Departmental Management, Operations, Intelligence, and Oversight, Homeland Security Fund Resources:										
Undisbursed Funds	No Year		070	0542	000	-----	-----	-50,676,902.71	-----	483,213,297.00
Infrastructure Protection and Information Security, National Protection and Programs Directorate, Homeland Security Fund Resources:										
Undisbursed Funds	2016-2017		070	0565	000	-----	-----	2,389,629.99	-----	12,179,602.06
	2016				34,579,948.58	-----	-----	1,898,552.17	-----	32,681,396.41
	2015-2016				13,356,412.57	-----	-----	13,322.62	-----	13,343,089.95
	2015				34,792,602.95	-----	-----	2,801,492.02	31,991,110.93	-----
	2014-2015				14,509,622.86	-----	-----	85,856.31	14,423,766.55	-----
	No Year				153,754.56	-----	-----	-18,731.71	-----	172,486.27
	Subtotal		070	0565	000	-----	-----	7,170,121.40	46,414,877.48	58,376,574.69
Operations and Support, National Protection and Programs Directorate, Homeland Security Fund Resources:										
Undisbursed Funds	2020-2021		070	0566	000	-----	-----	3,044,171.81	-----	38,570,378.19
	2020				-----	1,534,436,000.00	-----	743,022,994.64	-----	791,413,005.36
	2019-2020				18,650,000.00	-----	4,419,000.00	8,205,216.41	§ 3,915,000.00	10,948,783.59
	2019				731,801,071.92	-----	-4,419,000.00	631,202,024.65	-----	96,180,047.27
	2018-2019				7,656,848.64	-----	-----	5,922,536.69	-----	1,734,311.95
	2018				134,092,376.74	-----	-----	57,501,529.67	-----	76,590,847.07
	2017-2018				10,541,101.06	-----	-----	6,614,057.96	-----	3,927,043.10
	2017				54,559,733.64	-----	-----	1,078,048.75	-----	53,481,684.89

Footnotes at End of Chapter

Appropriations, Outlays, and Balances - Continued

Appropriation or Fund Account Title	Account Symbol				Balances, Beginning of Fiscal Year	Appropriations and Other Obligational Authority ¹	Transfers Borrowings and Investment (Net) ²	Outlays (Net)	Balances Withdrawn and Other Transactions ³	Balances, End of Fiscal Year	
	Period of Availability	ATA	AID	MAIN							SUB
	2016				618,376.10	-----	-----	-792,421.08	-----	1,410,797.18	
	2015				1,423,327.30	-----	-----	693.93	1,422,633.37	-----	
	Subtotal		070	0566	959,342,835.40	1,576,050,550.00	-----	1,455,798,853.43	5,337,633.37	1,074,256,898.60	
Research and Development, National Protection and Programs Directorate, Homeland Security Fund Resources:											
Undisbursed Funds	2020-2021		070	0805	000	-----	13,709,450.00	-----	184,970.03	-----	13,524,479.97
	2019-2020					13,089,457.89	-----	-----	6,570,364.03	-----	6,519,093.86
	2018-2019					9,676,176.21	-----	-----	6,630,290.26	-----	3,045,885.95
	2017-2018					231,823.07	-----	-----	-----	-----	231,823.07
	Subtotal		070	0805	000	22,997,457.17	13,709,450.00	-----	13,385,624.32	-----	23,321,282.85
Operating Expenses, Information Analysis and Infrastructure Protection, Homeland Security Fund Resources:											
Undisbursed Funds	No Year		070	0900	000	508,800.84	-----	-----	-----	-----	508,800.84
Total, National Protection and Programs Directorate					2,205,757,828.11	2,024,722,000.00	-----	1,986,374,853.67	67,372,768.41	2,176,732,206.03	
Federal Emergency Management Agency											
General Fund Accounts											
Federal Assistance, Federal Emergency Management Agency, Homeland Security Fund Resources:											
Undisbursed Funds	2020-2021		070	0413	000	-----	1,151,000,000.00	-----	73,233,297.48	-----	1,077,766,702.52
	2020					-----	2,090,467,000.00	-10,000,000.00	93,014,051.37	-----	1,987,452,948.63
	2019-2020					770,990,670.00	-----	-----	60,796,229.52	-----	710,194,440.48
	2019					1,908,130,103.62	-----	-----	476,336,596.94	-----	1,431,793,506.68
	2018-2019					703,239,814.82	-----	-----	228,985,598.02	-----	474,254,216.80
	2018					1,376,717,095.97	-----	-----	606,391,164.03	-----	770,325,931.94
	2017-2018					395,508,430.21	-----	-----	172,717,062.39	-----	222,791,367.82
	2017					690,263,111.68	-----	-----	445,560,242.50	-----	244,702,869.18
	No Year					1,065,354,720.17	388,000,000.00	-----	364,608,636.45	-----	1,088,746,083.72
	Subtotal		070	0413	000	6,910,203,946.47	3,629,467,000.00	-10,000,000.00	2,521,642,878.70	-----	8,008,028,067.77
Procurement, Construction, and Improvements, Federal Emergency Management Agency, Homeland Security Fund Resources:											
Undisbursed Funds	2020-2024		070	0414	000	-----	59,196,000.00	-----	26,055.06	-----	59,169,944.94
	2019-2023					70,901,361.30	-----	-----	23,849,255.06	-----	47,052,106.24
	2020-2022					-----	74,167,000.00	-----	14,805,104.25	-----	59,361,895.75
	2019-2021					52,526,119.72	-----	-----	38,717,147.67	-----	13,808,972.05
	2018-2020					1,200,000.00	-----	-----	642,847.11	-----	557,152.89
	2018-2019					39,407,298.48	-----	-----	34,487,841.29	-----	4,919,457.19
	2017-2018					2,727,587.45	-----	-----	1,735,611.43	-----	991,976.02
	Subtotal		070	0414	000	166,762,366.95	133,363,000.00	-----	114,263,861.87	-----	185,861,505.08

Footnotes at End of Chapter

Appropriations, Outlays, and Balances - Continued

Appropriation or Fund Account Title	Account Symbol				Balances, Beginning of Fiscal Year	Appropriations and Other Obligational Authority ¹	Transfers Borrowings and Investment (Net) ²	Outlays (Net)	Balances Withdrawn and Other Transactions ³	Balances, End of Fiscal Year	
	Period of Availability	ATA	AID	MAIN							SUB
Flood Hazard Mapping and Risk Analysis Program, Federal Emergency Management Agency, Homeland Security Fund Resources: Undisbursed Funds	No Year		070	0500	000	48,401,891.91	-----	-----	15,601,702.72	-----	32,800,189.19
State and Local Programs, Federal Emergency Management Agency, Homeland Security Fund Resources: Undisbursed Funds	2016-2017		070	0560	000	30,472,690.16	-----	-----	9,563,391.66	-----	20,909,298.50
	2016					173,303,090.14	-----	-----	142,717,975.81	-----	30,585,114.33
	2015					21,943,332.82	-----	-----	4,917,875.01	17,025,457.81	-----
	No Year					9,361,529.68	-----	-----	1,462,973.31	-----	7,898,556.37
	Subtotal		070	0560	000	235,080,642.80	-----	-----	158,662,215.79	17,025,457.81	59,392,969.20
Firefighter Assistance Grants, Federal Emergency Management Agency, Homeland Security Fund Resources: Undisbursed Funds	2016-2017		070	0561	000	214,358,889.46	-----	-----	90,955,130.99	-----	123,403,758.47
	2015-2016					54,910,921.17	-----	-----	18,222,989.88	-----	36,687,931.29
	2014-2015					28,628,448.43	-----	-----	2,767,601.38	25,860,847.05	-----
	Subtotal		070	0561	000	297,898,259.06	-----	-----	111,945,722.25	25,860,847.05	160,091,689.76
United States Fire Administration, Federal Emergency Management Agency, Homeland Security Fund Resources: Undisbursed Funds	2016		070	0564	000	1,829,015.24	-----	-----	-----	-----	1,829,015.24
	2015					1,479,577.31	-----	-----	-----	1,479,577.31	-----
	Subtotal		070	0564	000	3,308,592.55	-----	-----	-----	1,479,577.31	1,829,015.24
Operations and Support, Federal Emergency Management Agency, Homeland Security Fund Resources: Undisbursed Funds	2020-2021		070	0700	000	-----	44,987,000.00	-----	3,620,757.29	-----	41,366,242.71
	2020					-----	1,102,199,000.00	-----	773,414,291.29	-----	328,784,708.71
	2019-2020					-----	-----	1,558,000.00	1,557,917.63	-----	82.37
	2019					408,075,750.71	-----	-1,558,000.00	292,132,987.68	-----	114,384,763.03
	2018-2019					9,809,853.64	-----	-----	8,021,560.04	-----	1,788,293.60
	2018					85,226,548.21	-----	-----	44,560,938.28	-----	40,665,609.93
	2017					54,494,329.60	-----	-----	14,421,166.85	-----	40,073,162.75
	2016-2017					4,735,377.62	-----	-----	1,285,491.69	-----	3,449,885.93
	2016					25,529,080.84	-----	-----	3,083,315.44	-----	22,445,765.40
	2015-2016					1,327,413.83	-----	-----	444,218.32	-----	883,195.51
	2015					13,330,808.41	-----	-----	1,437,672.50	11,893,135.91	-----
	2014-2015					2,025,142.47	-----	-----	1,610,087.58	415,054.89	-----
	No Year					119,579.42	-----	-----	-----	-----	119,579.42
	Subtotal		070	0700	000	604,673,884.75	1,147,186,000.00	-----	1,145,590,404.59	12,308,190.80	593,961,289.36
Disaster Relief Fund, Federal Emergency Management Agency, Homeland											

Footnotes at End of Chapter

Appropriations, Outlays, and Balances - Continued

Appropriation or Fund Account Title	Account Symbol				Balances, Beginning of Fiscal Year	Appropriations and Other Obligational Authority ¹	Transfers Borrowings and Investment (Net) ²	Outlays (Net)	Balances Withdrawn and Other Transactions ³	Balances, End of Fiscal Year	
	Period of Availability	ATA	AID	MAIN							SUB
Security Fund Resources: Undisbursed Funds	2020-2021		070	0702	000	-----	-----	-----	-30,821,095.23	-----	30,821,095.23
	2019-2020					32,717,165.93	-----	-----	999,448,678.45	-----	⁴ -966,731,512.52
	2018-2019					26,488,603.96	-----	-----	17,956,790.00	-----	8,531,813.96
	2017-2018					3,516.90	-----	-----	-----	-----	3,516.90
	2016-2017					44,314.88	-----	-----	-----	-----	44,314.88
	2015-2016					19,855.00	-----	-----	-----	-----	19,855.00
	2014-2015					21,950.20	-----	-----	-----	21,950.20	-----
	No Year					¹¹ 53,120,968,402.23	62,546,330,979.00	-1,300,000.00	42,330,281,547.42	-----	73,335,717,833.81
	Subtotal		070	0702	000	53,180,263,809.10	62,546,330,979.00	-1,300,000.00	43,316,865,920.64	21,950.20	72,408,406,917.26
Disaster Assistance Direct Loan Program Account, Federal Emergency Management Agency, Homeland Security Fund Resources: Undisbursed Funds	No Year		070	0703	000	496,609,536.27	9,944,069.13	1,300,000.00	109,687,959.42	-----	398,165,645.98
Emergency Food and Shelter, Federal Emergency Management Agency, Homeland Security Fund Resources: Undisbursed Funds	No Year		070	0707	000	3,074,079.66	-----	-----	1,528,885.79	-----	1,545,193.87
Administrative and Regional Operations, Emergency Preparedness and Response, Homeland Security Fund Resources: Undisbursed Funds	No Year		070	0712	000	1,672.31	-----	-----	-----	-----	1,672.31
Radiological Emergency Preparedness Program, Federal Emergency Management Agency, Homeland Security Fund Resources: Undisbursed Funds	2014-2016		070	0715	000	1,229,237.92	-----	-----	-85,802.10	-----	1,315,040.02
	2013-2015					3,384,072.79	-----	-----	-----	3,384,072.79	-----
	No Year					54,623,449.70	-----	-----	-1,851,962.57	-----	56,475,412.27
	Subtotal		070	0715	000	59,236,760.41	-----	-----	-1,937,764.67	3,384,072.79	57,790,452.29
National Predisaster Mitigation Fund, Federal Emergency Management Agency, Homeland Security Fund Resources: Undisbursed Funds	No Year		070	0716	000	174,821,649.01	-----	-----	25,121,295.23	-----	149,700,353.78
Emergency Management Performance Grants, Federal Emergency Management Agency, Homeland Security Fund Resources: Undisbursed Funds	2016		070	0718	000	6,557,164.54	-----	-----	2,928,066.18	-----	3,629,098.36
	2015					4,355,070.40	-----	-----	-750,248.41	5,105,318.81	-----
	Subtotal		070	0718	000	10,912,234.94	-----	-----	2,177,817.77	5,105,318.81	3,629,098.36
Special Fund Accounts											
National Flood Insurance Reserve Fund, Homeland Security Fund Resources: Undisbursed Funds	No Year		070	5701	000	11,853,369.59	935,904,302.86	-130,916,308.72	285,703,690.78	-----	531,137,672.95
Unrealized Discount on Investments						-36,498,346.10	-----	10,852,511.64	-----	-----	-25,645,834.46
Investments in US Treasury Securities						1,525,379,589.57	-----	120,063,797.08	-----	-----	1,645,443,386.65

Footnotes at End of Chapter

Appropriations, Outlays, and Balances - Continued

Appropriation or Fund Account Title	Account Symbol				Balances, Beginning of Fiscal Year	Appropriations and Other Obligational Authority ¹	Transfers Borrowings and Investment (Net) ²	Outlays (Net)	Balances Withdrawn and Other Transactions ³	Balances, End of Fiscal Year	
	Period of Availability	ATA	AID	MAIN							SUB
Public Enterprise Funds	Subtotal		070	5701	000	1,500,734,613.06	935,904,302.86	-----	285,703,690.78	-----	2,150,935,225.14
National Flood Insurance Fund, Federal Emergency Management Agency, Homeland Security Fund Resources:											
Undisbursed Funds	No Year		070	4236	000	5,519,781,201.63	-----	-----	-350,513,826.96	-----	5,870,295,028.59
Authority to Borrow from the Treasury						-----	9,900,000,000.00	-----	-----	9,900,000,000.00	-----
	Subtotal		070	4236	000	5,519,781,201.63	9,900,000,000.00	-----	-350,513,826.96	9,900,000,000.00	5,870,295,028.59
Total, Federal Emergency Management Agency						69,211,765,140.88	78,302,195,350.99	-10,000,000.00	47,456,340,763.92	9,965,185,414.77	90,082,434,313.18
Science and Technology											
General Fund Accounts											
Operations and Support, Science and Technology Directorate, Homeland Security Fund Resources:											
Undisbursed Funds	2020-2021		070	0800	000	-----	171,232,000.00	-----	40,767,297.56	-----	130,464,702.44
	2020					-----	143,632,000.00	-----	85,539,910.54	-----	58,092,089.46
	2019-2020					133,048,461.08	-----	368,000.00	98,498,261.91	273,000.00	34,645,199.17
	2019					51,857,712.66	-----	-368,000.00	39,787,173.94	-----	11,702,538.72
	2018-2019					44,466,677.37	-----	-----	34,472,386.20	-----	9,994,291.17
	2015-2019					85,190,050.29	-----	-----	67,031,870.53	-----	18,158,179.76
	2018					7,388,848.67	-----	-----	2,692,218.73	-----	4,696,629.94
	2017-2018					11,057,476.29	-----	-----	3,322,094.99	-----	7,735,381.30
	2016-2018					26,572,235.15	-----	-----	3,249,450.97	-----	23,322,784.18
	2014-2018					1,212,548.28	-----	-----	-----	-----	1,212,548.28
	2017					5,645,881.28	-----	-----	31,160.64	-----	5,614,720.64
	2015-2017					9,754,708.54	-----	-----	-272,677.94	-----	10,027,386.48
	2013-2017					433,097.13	-----	-----	4,945.92	-----	428,151.21
	2014-2016					10,274,339.64	-----	-----	485,371.22	-----	9,788,968.42
	2012-2016					759,138.44	-----	-----	-2,213.55	-----	761,351.99
	2013-2015					¹¹ 19,971,876.08	-----	-----	10,383,433.17	9,588,442.91	-----
	2011-2015					514,043.79	-----	-----	-----	514,043.79	-----
	No Year					18,508,080.11	-----	-----	410,796.34	-----	18,097,283.77
	Subtotal		070	0800	000	426,655,174.80	314,864,000.00	-----	386,401,481.17	10,375,486.70	344,742,206.93
Research and Development, Science and Technology Directorate, Homeland Security Fund Resources:											
Undisbursed Funds	2020-2022		070	0803	000	-----	422,411,000.00	-----	29,750,853.54	-----	392,660,146.46
	2019-2021					461,984,714.19	-----	-----	208,977,457.27	-----	253,007,256.92
	2018-2020					222,045,068.96	-----	-----	134,559,712.73	-----	87,485,356.23
	2017-2019					69,139,478.59	-----	-----	46,112,834.27	-----	23,026,644.32
	Subtotal		070	0803	000	753,169,261.74	422,411,000.00	-----	419,400,857.81	-----	756,179,403.93
Management and Administration, Science and Technology, Homeland											

Footnotes at End of Chapter

Appropriations, Outlays, and Balances - Continued

Appropriation or Fund Account Title	Account Symbol				Balances, Beginning of Fiscal Year	Appropriations and Other Obligational Authority ¹	Transfers Borrowings and Investment (Net) ²	Outlays (Net)	Balances Withdrawn and Other Transactions ³	Balances, End of Fiscal Year
	Period of Availability	ATA	AID	MAIN						
Security Fund Resources: Undisbursed Funds	2016		070	0810	3,034,042.26	-----	-----	-213,375.10	-----	3,247,417.36
	2015				1,791,562.13	-----	-----	112,512.28	1,679,049.85	-----
	Subtotal		070	0810	4,825,604.39	-----	-----	-100,862.82	1,679,049.85	3,247,417.36
Total, Science and Technology					1,184,650,040.93	737,275,000.00	-----	805,701,476.16	12,054,536.55	1,104,169,028.22
Domestic Nuclear Detection Office										
General Fund Accounts										
Federal Assistance, Domestic Nuclear Detection Office, Homeland Security Fund Resources:										
Undisbursed Funds	2020-2022		070	0411	-----	64,663,000.00	-----	-16,149,475.70	-----	80,812,475.70
	2019-2021				62,701,514.40	-----	-----	29,053,921.44	-----	33,647,592.96
	2020				-----	1,864,000.00	-----	-----	-----	1,864,000.00
	2018-2020				20,715,439.97	-----	-----	422,729.42	-----	20,292,710.55
	2017-2019				27,506,493.82	-----	-----	5,637,037.51	-----	21,869,456.31
	Subtotal		070	0411	110,923,448.19	66,527,000.00	-----	18,964,212.67	-----	158,486,235.52
Research, Development, and Operations, Domestic Nuclear Detection Office, Homeland Security Fund Resources:										
Undisbursed Funds	2020-2022		070	0860	-----	69,181,000.00	-----	4,146,920.64	-----	65,034,079.36
	2019-2021				68,822,097.38	-----	-----	36,725,550.63	-----	32,096,546.75
	2018-2020				73,417,748.27	-----	-----	33,400,501.92	-----	40,017,246.35
	2017-2019				17,968,841.00	-----	-----	8,970,563.86	-----	8,998,277.14
	2016-2018				9,549,131.51	-----	-----	1,500,430.84	-----	8,048,700.67
	2015-2017				9,457,916.28	-----	-----	463,489.60	-----	8,994,426.68
	2014-2016				4,847,208.37	-----	-----	296,961.58	-----	4,550,246.79
	No Year				4,526,680.44	-----	-----	85.04	-----	4,526,595.40
	Subtotal		070	0860	188,589,623.25	69,181,000.00	-----	85,504,504.11	-----	172,266,119.14
Operations and Support, Domestic Nuclear Detection Office, Homeland Security Fund Resources:										
Undisbursed Funds	2020		070	0861	-----	177,603,000.00	-----	71,485,175.67	-----	106,117,824.33
	2019-2020				-----	-----	1,596,000.00	-----	⁵ 1,596,000.00	-----
	2019				120,301,240.03	-----	-1,596,000.00	81,069,657.53	-----	37,635,582.50
	2018				4,720,121.18	-----	-----	928,514.77	-----	3,791,606.41
	2017				3,581,055.90	-----	-----	46,253.24	-----	3,534,802.66
	2016				418,601.49	-----	-----	17,162.12	-----	401,439.37
	2015				989,517.80	-----	-----	1,972.08	987,545.72	-----
	Subtotal		070	0861	130,010,536.40	177,603,000.00	-----	153,548,735.41	2,583,545.72	151,481,255.27
Systems Acquisition, Domestic Nuclear Detection Office, Homeland Security Fund Resources:										
Undisbursed Funds	2020-2022		070	0862	-----	118,988,000.00	-----	2,922,093.59	-----	116,065,906.41
	2019-2021				96,696,410.93	-----	-----	24,916,316.18	-----	71,780,094.75
	2018-2020				39,264,184.07	-----	-----	26,553,263.32	-----	12,710,920.75

Footnotes at End of Chapter

Appropriations, Outlays, and Balances - Continued

Appropriation or Fund Account Title	Account Symbol				Balances, Beginning of Fiscal Year	Appropriations and Other Obligational Authority ¹	Transfers Borrowings and Investment (Net) ²	Outlays (Net)	Balances Withdrawn and Other Transactions ³	Balances, End of Fiscal Year
	Period of Availability	ATA	AID	MAIN						
	2017-2019				22,689,687.54	-----	-----	12,585,186.62	-----	10,104,500.92
	2016-2018				12,223,283.03	-----	-----	5,493,898.57	-----	6,729,384.46
	2015-2017				5,980,569.78	-----	-----	455,670.71	-----	5,524,899.07
	2014-2016				6,125,416.13	-----	-----	3,296,989.47	-----	2,828,426.66
	2013-2015				1,202,123.88	-----	-----	-----	1,202,123.88	-----
	Subtotal		070	0862	000	184,181,675.36	118,988,000.00	76,223,418.46	1,202,123.88	225,744,133.02
Total, Domestic Nuclear Detection Office						613,705,283.20	432,299,000.00	334,240,870.65	3,785,669.60	707,977,742.95
Deductions for Offsetting Receipts										
Proprietary Receipts from the Public					-----	-1,184,591,542.17	-----	-1,184,591,542.17	-----	-----
Intrabudgetary Receipts Deducted by Agency					-----	-42,982,893.86	-----	-42,982,893.86	-----	-----
Offsetting Governmental Receipts					-----	-10,063,208,630.40	-----	-10,063,208,630.40	-----	-----
Total, Offsetting Receipts					-----	-11,290,783,066.43	-----	-11,290,783,066.43	-----	-----
Total, Department of Homeland Security						115,447,228,308.14	124,902,819,831.45	-24,137,246.75	91,963,073,271.64	10,546,458,196.64
Memorandum										
Financing Accounts										
Public Enterprise Funds										
Disaster Assistance Direct Loan Financing Account, Emergency Preparedness and Response, Homeland Security Fund Resources:										
Undisbursed Funds	No Year		070	4234	000	-----	-----	-177,715.91	-----	-----
Authority to Borrow from the Treasury						5,758,205.20	70,290,675.11	-19,256,433.33	37,106,298.77	19,686,148.21
	Subtotal		070	4234	000	5,758,205.20	70,290,675.11	-19,434,149.24	-177,715.91	37,106,298.77
Total, Financing Accounts						5,758,205.20	70,290,675.11	-19,434,149.24	-177,715.91	37,106,298.77

Footnotes at End of Chapter

Appropriations, Outlays, and Balances - Continued

Footnotes

- 1 The amounts in this column, unless otherwise footnoted, represent appropriations, increases and rescissions in borrowing authority or new contract authority. Appropriation accounts with appropriation transfer activity are presented in Table 1 (Appropriations and Appropriation Transfers) at the end of this chapter.
- 2 The amounts in this column, unless otherwise footnoted, represent transfers - other than appropriation transfers, borrowings (gross), investments (net), unrealized discounts or funds held outside the Treasury.
- 3 The amounts in this column, unless otherwise footnoted, represent obligated balances canceled for fiscal year 2015 pursuant to 31 U.S.C. 1553 and adjustments to borrowing and contract authority.
- 4 Subject to disposition by the administrative agency.
- 5 Represents capital transfer to miscellaneous receipts.
- 6 Includes \$583,389.04 which represents payment for obligations of a closed account.
- 7 Includes \$255,800.29 which represents payment for obligations of a closed account.
- 8 Includes \$7,156.41 which represents payment for obligations of a closed account.
- 9 Includes \$51,835.61 which represents payment for obligations of a closed account.
- 10 Includes \$2,219.79 which represents payment for obligations of a closed account.
- 11 The opening balance(s) of the following account(s) have been adjusted during the current fiscal year and do not agree with last year's closing balance(s):

<u>Account Symbol: (ATA, AID, POA, MAIN, SUB)</u>	<u>Adjustment</u>
070 X 8185 000 - Undi sbursed Funds	\$509,689.98
070 X 0702 000 - Undi sbursed Funds	\$60,416.33
070 2013-2015 0800 000 - Undi sbursed Funds	\$33,051.33

Appropriations, Outlays, and Balances - Continued

Footnotes

Table 1 - Appropriations and Appropriation Transfers - Department of Homeland Security

AID	ATA	Period of Availability	MAIN	Net Appropriations and Appropriation Transfers	Appropriation Amount	Net Appropriation Transfers	AID Involved	ATA Involved	Period of Availability Involved	MAIN Involved	Amount From or To (-)
070		20	0100	169,927,750.00	163,808,000.00	6,119,750.00	070		20	0300	6,119,750.00
070		X	0200	3,000,000.00	0.00	3,000,000.00	070		X	0702	3,000,000.00
070		20	0300	116,275,250.00	122,395,000.00	-6,119,750.00	070		20	0100	-6,119,750.00
070		20	0400	2,257,438,000.00	2,296,638,000.00	-39,200,000.00	070		20	0530	-39,200,000.00
070		20	0411	1,864,000.00	0.00	1,864,000.00	070		20	0861	1,864,000.00
070		20	0413	2,090,467,000.00	2,080,467,000.00	10,000,000.00	070		20	0416	10,000,000.00
070		20	0416	0.00	10,000,000.00	-10,000,000.00	070		20	0413	-10,000,000.00
070		X	0530	533,103,519.00	0.00	533,103,519.00	012		X	5161	533,103,519.00
070		20	0530	12,299,325,000.00	9,740,907,568.75	2,558,417,431.25	070		20	0400	39,200,000.00
							070		1820	0532	-6,300,000.00
							070		20	0540	21,300,000.00
							070		2021	0550	13,000,000.00
							070		X	5695	2,491,217,431.25
070		2021	0530	487,775,000.00	500,000,000.00	-12,225,000.00	070		1921	0532	-12,225,000.00
070		2024	0530	182,000,000.00	0.00	182,000,000.00	075		2024	0140	182,000,000.00
070		1820	0532	6,300,000.00	0.00	6,300,000.00	070		20	0530	6,300,000.00
070		1921	0532	12,225,000.00	0.00	12,225,000.00	070		2021	0530	12,225,000.00
070		X	0540	10,000,000.00	0.00	10,000,000.00	070		20	0540	10,000,000.00
070		20	0540	7,944,874,405.00	7,979,105,000.00	-34,230,595.00	070		20	0530	-21,300,000.00
							070		X	0540	-10,000,000.00
							070		20	0545	-2,930,595.00
070		2021	0540	55,466,543.00	53,696,000.00	1,770,543.00	011		2021	1070	1,770,543.00
070		2024	0540	107,000,000.00	0.00	107,000,000.00	075		2024	0140	107,000,000.00
070		20	0545	2,930,595.00	0.00	2,930,595.00	070		20	0540	2,930,595.00
070		2021	0550	6,961,059,231.13	6,974,059,231.13	-13,000,000.00	070		20	0530	-13,000,000.00
070		2021	0566	41,614,550.00	40,893,000.00	721,550.00	070		2021	0805	721,550.00
070		2024	0613	1,752,506,000.00	1,726,129,167.00	26,376,833.00	070		X	5710	26,376,833.00
070		X	0702	62,546,330,979.00	62,563,259,000.00	-16,928,021.00	070		X	0200	-3,000,000.00
							072		X	1035	-13,928,021.00
070		2021	0805	13,709,450.00	14,431,000.00	-721,550.00	070		2021	0566	-721,550.00
070		20	0861	177,603,000.00	179,467,000.00	-1,864,000.00	070		20	0411	-1,864,000.00
070		X	5088	-4,000,000.00	0.00	-4,000,000.00	015		20	0339	-4,000,000.00
070		X	5695	118,673.50	2,491,217,431.25	-2,491,098,757.75	018		X	4020	118,673.50

Appropriations, Outlays, and Balances - Continued

Footnotes

Table 1 - Appropriations and Appropriation Transfers - Department of Homeland Security

AID	ATA	Period of Availability	MAIN	Net Appropriations and Appropriation Transfers	Appropriation Amount	Net Appropriation Transfers	AID Involved	ATA Involved	Period of Availability Involved	MAIN Involved	Amount From or To (-)
				0.00	26,376,833.00	-26,376,833.00	070		20	0530	-2,491,217,431.25
070		X	5710				070		2024	0613	-26,376,833.00
070		X	8147	-637,005,228.85	0.00	-637,005,228.85	014		X	8151	-637,005,228.85
070		X	8149	115,242,149.17	0.00	115,242,149.17	014		X	8151	115,242,149.17
070		X	8185	-184,431,012.83	0.00	-184,431,012.83	014		X	8370	-14,899,000.00
							068		X	8221	-19,581,000.00
							069		1820	8121	-1,546,870.55
							069		1921	8121	-9,000,000.00
							069		2022	8121	-12,000,000.00
							070		X	8312	-10,766,134.91
							070		20	8314	-45,000,000.00
							070		X	8349	-68,189,314.67
							513		X	8056	-3,448,692.70
070		X	8312	10,766,134.91	0.00	10,766,134.91	070		X	8185	10,766,134.91
070		20	8314	45,000,000.00	0.00	45,000,000.00	070		X	8185	45,000,000.00
070		X	8349	68,189,314.67	0.00	68,189,314.67	070		X	8185	68,189,314.67
070		X	8870	3,274,000.00	0.00	3,274,000.00	096		X	8863	3,274,000.00
Total				97,189,949,302.70	96,962,849,231.13	227,100,071.57					227,100,071.57

Appropriations, Outlays, and Balances - Continued

Appropriation or Fund Account Title	Account Symbol				Balances, Beginning of Fiscal Year	Appropriations and Other Obligational Authority ¹	Transfers Borrowings and Investment (Net) ²	Outlays (Net)	Balances Withdrawn and Other Transactions ³	Balances, End of Fiscal Year	
	Period of Availability	ATA	AID	MAIN SUB							
Department of Housing and Urban Development											
Public and Indian Housing Programs											
General Fund Accounts											
Public Housing Operating Fund, Public and Indian Housing, Housing and Urban Development Fund Resources:											
Undisbursed Funds	2020-2021		086	0163	000	-----	5,170,897,684.00	-----	3,405,628,487.69	-----	1,765,269,196.31
	2019-2020					1,231,017,725.51	-----	-----	1,167,929,126.80	-----	63,088,598.71
	2018-2019					8,392,937.61	-----	-----	5,766,442.75	-----	2,626,494.86
	2017-2018					15,880,074.01	-----	-----	110,222.63	-----	15,769,851.38
	2016-2017					1,873,812.90	-----	-----	-98,230.39	-----	1,972,043.29
	2015					8,883,698.28	-----	-----	-111,872.23	8,995,570.51	-----
	No Year					3,064,002.07	-----	-----	-7,012.35	-----	3,071,014.42
	Subtotal		086	0163	000	1,269,112,250.38	5,170,897,684.00	-----	4,579,217,164.90	8,995,570.51	1,851,797,198.97
Drug Elimination Grants for Low-Income Housing, Housing Programs, Housing and Urban Development Fund Resources:											
Undisbursed Funds	No Year		086	0197	000	240,330.03	-----	-----	-----	-----	240,330.03
Revitalization of Severely Distressed Public Housing (HOPE VI), Public and Indian Housing, Housing and Urban Development Fund Resources:											
Undisbursed Funds	No Year		086	0218	000	19,441,159.61	-----	-----	3,137,214.91	-----	16,303,944.70
Indian Housing Loan Guarantee Fund Program Account, Public and Indian Housing, Housing and Urban Development Fund Resources:											
Undisbursed Funds	No Year		086	0223	000	8,519,758.22	3,511,321.05	-----	3,079,339.34	-----	8,951,739.93
Native Hawaiian Housing Loan Guarantee Fund Program Account, Public and Indian Housing, Housing and Urban Development Fund Resources:											
Undisbursed Funds	No Year		086	0233	000	5,925,554.02	2,260,379.65	-----	2,260,379.65	-----	5,925,554.02
Native Hawaiian Housing Block Grant, Public and Indian Housing, Housing and Urban Development Fund Resources:											
Undisbursed Funds	2020-2024		086	0235	000	-----	2,000,000.00	-----	-----	-----	2,000,000.00
	2019-2023					2,000,000.00	-----	-----	-----	-----	2,000,000.00
	2018-2022					2,000,000.00	-----	-----	-----	-----	2,000,000.00
	2017-2021					2,000,000.00	-----	-----	-----	-----	2,000,000.00
	2015-2019					8,723,649.22	-----	-----	253,469.27	-----	8,470,179.95
	No Year					2,653,962.24	-----	-----	809,277.71	-----	1,844,684.53
	Subtotal		086	0235	000	17,377,611.46	2,000,000.00	-----	1,062,746.98	-----	18,314,864.48
Tenant-Based Rental Assistance, Public and Indian Housing, Housing and Urban Development Fund Resources:											
Undisbursed Funds	2020-2023		086	0302	000	-----	18,077,178.00	-----	3,948,199.00	-----	14,128,979.00
	2019-2022					12,703,267.00	-----	-----	12,703,251.00	-----	16.00
	2020-2021					-----	35,308,337.00	-----	27,375,169.00	-----	7,933,168.00
	2018-2021					237,917.00	-----	-----	228,296.00	-----	9,621.00

Footnotes at End of Chapter

Appropriations, Outlays, and Balances - Continued

Appropriation or Fund Account Title	Account Symbol				Balances, Beginning of Fiscal Year	Appropriations and Other Obligational Authority ¹	Transfers Borrowings and Investment (Net) ²	Outlays (Net)	Balances Withdrawn and Other Transactions ³	Balances, End of Fiscal Year	
	Period of Availability	ATA	AID	MAIN							SUB
	2019-2020				21,349,154.00	-----	-----	21,349,127.00	-----	27.00	
	2017-2020				1,025.00	-----	-----	-7,176.00	-----	8,201.00	
	2018-2019				1,322,362.00	-----	-----	1,212,230.00	-----	110,132.00	
	2016-2019				2,451.00	-----	-----	-----	-----	2,451.00	
	2017-2018				18.00	-----	-----	-28,611.00	-----	28,629.00	
	2014-2017				5.00	-----	-----	-----	-----	5.00	
	2015				1.00	-----	-----	-----	1.00	-----	
	No Year				5,123,548,350.03	25,118,268,377.00	-----	24,565,185,365.86	-----	5,676,631,361.17	
	Subtotal		086	0302	000	5,159,164,550.03	25,171,653,892.00	-----	24,631,965,850.86	1.00	5,698,852,590.17
Public Housing Capital Fund, Public and Indian Housing, Housing and Urban Development Fund Resources:											
Undisbursed Funds	2020-2023		086	0304	000	-----	2,839,096,133.00	-----	143,999,329.07	-----	2,695,096,803.93
	2019-2022					2,620,754,042.67	-----	699,849,257.06	-----	1,920,904,785.61	
	2018-2021					1,785,896,001.55	-----	804,037,622.81	-----	981,858,378.74	
	2017-2020					606,027,687.16	-----	421,259,749.16	-----	184,767,938.00	
	2016-2019					142,353,308.68	-----	98,158,448.82	-----	44,194,859.86	
	2015-2018					55,578,581.63	-----	29,706,297.00	-----	25,872,284.63	
	2014-2017					30,154,426.93	-----	11,788,990.99	-----	18,365,435.94	
	2013-2016					17,124,144.69	-----	7,631,974.11	-----	9,492,170.58	
	2012-2015					11,447,430.89	-----	3,175,917.54	8,271,513.35	-----	
	No Year					19,629,876.83	-----	92,226.11	-----	19,537,650.72	
	Subtotal		086	0304	000	5,288,965,501.03	2,839,096,133.00	-----	2,219,699,812.67	8,271,513.35	5,900,090,308.01
Native American Programs, Public and Indian Housing, Housing and Urban Development Fund Resources:											
Undisbursed Funds	2020-2024		086	0313	000	-----	1,054,000,000.00	-----	270,548,848.30	-----	783,451,151.70
	2019-2023					497,956,187.95	-----	151,784,911.96	-----	346,171,275.99	
	2020-2022					-----	70,000,000.00	654,999.00	-----	69,345,001.00	
	2018-2022					327,318,910.48	-----	92,744,050.33	-----	234,574,860.15	
	2017-2021					113,005,505.62	-----	93,347,395.55	-----	19,658,110.07	
	2016-2020					19,918,169.12	-----	11,243,618.33	-----	8,674,550.79	
	2015-2019					7,289,423.46	-----	3,708,781.83	-----	3,580,641.63	
	2014-2018					3,724,328.63	-----	1,353,242.25	-----	2,371,086.38	
	2013-2017					1,324,488.08	-----	472,033.10	-----	852,454.98	
	2012-2016					548,843.86	-----	386,753.93	-----	162,089.93	
	No Year					37,814,023.60	415,658.27	808,597.57	-----	37,421,084.30	
	Subtotal		086	0313	000	1,008,899,880.80	1,124,415,658.27	-----	627,053,232.15	-----	1,506,262,306.92
Housing Certificate Fund, Public and Indian Housing, Housing and Urban Development Fund Resources:											
Undisbursed Funds	No Year		086	0319	000	260,803,198.90	-----	-----	120,198,032.86	13,288,830.41	127,316,335.63

Footnotes at End of Chapter

Appropriations, Outlays, and Balances - Continued

Appropriation or Fund Account Title	Account Symbol				Balances, Beginning of Fiscal Year	Appropriations and Other Obligational Authority ¹	Transfers Borrowings and Investment (Net) ²	Outlays (Net)	Balances Withdrawn and Other Transactions ³	Balances, End of Fiscal Year	
	Period of Availability	ATA	AID	MAIN							SUB
Choice Neighborhoods Initiative, Public and Indian Housing Programs, Housing and Urban Development Fund Resources: Undisbursed Funds	2020-2022		086	0349	000	-----	175,000,000.00	-----	-----	-----	175,000,000.00
	2019-2021					150,000,000.00	-----	-----	153,309.24	-----	149,846,690.76
	2018-2020					149,581,030.00	-----	-----	2,547,632.91	-----	147,033,397.09
	2017-2019					134,384,133.97	-----	-----	20,733,396.75	-----	113,650,737.22
	2016-2018					98,919,146.11	-----	-----	21,253,793.37	-----	77,665,352.74
	2015-2017					65,862,346.64	-----	-----	13,331,510.46	-----	52,530,836.18
	2014-2016					37,582,929.68	-----	-----	19,524,761.31	-----	18,058,168.37
	2013-2015					46,305,724.62	-----	-----	46,141,734.71	163,989.91	-----
	Subtotal		086	0349	000	682,635,311.02	175,000,000.00	-----	123,686,138.75	163,989.91	733,785,182.36
Self-Sufficiency Programs, Public and Indian Housing, Housing and Urban Development Fund Resources: Undisbursed Funds	2020-2023		086	0350	000	-----	130,000,000.00	-----	47,260.75	-----	129,952,739.25
	2019-2020					80,000,000.00	-----	-----	47,277,735.17	-----	32,722,264.83
	2018-2019					31,315,790.35	-----	-----	29,558,553.63	-----	1,757,236.72
	2017-2018					1,111,248.07	-----	-----	146,245.00	-----	965,003.07
	2016-2017					1,696,730.42	-----	-----	1,736.63	-----	1,694,993.79
	2015-2016					1,966,060.19	-----	-----	4,400.00	-----	1,961,660.19
	Subtotal		086	0350	000	116,089,829.03	130,000,000.00	-----	77,035,931.18	-----	169,053,897.85
Total, Public and Indian Housing Programs						13,837,174,934.53	34,618,835,067.97	-----	32,388,395,844.25	30,719,905.18	16,036,894,253.07
Community Planning and Development											
General Fund Accounts											
Community Development Fund, Community Planning and Development, Housing and Urban Development Fund Resources: Undisbursed Funds	2020-2022		086	0162	000	-----	8,425,000,000.00	-----	95,950,684.32	-----	8,329,049,315.68
	2019-2021					3,332,116,984.58	-----	-----	963,414,437.01	-----	2,368,702,547.57
	2018-2020					2,268,555,928.32	-----	-----	881,105,349.81	-----	1,387,450,578.51
	2017-2019					1,094,177,754.29	-----	-----	486,803,946.70	-----	607,373,807.59
	2016-2018					528,184,678.83	-----	-----	233,401,483.63	-----	294,783,195.20
	2015-2017					263,332,526.41	-----	-----	95,926,812.28	-----	167,405,714.13
	2013-2017					3,808,743,601.83	-----	-----	779,872,774.68	-----	3,028,870,827.15
	2014-2016					460,591,382.70	-----	-----	156,090,742.81	-----	304,500,639.89
	2013-2015					⁴ 16,123,534.32	-----	-----	14,845,492.13	1,278,042.19	-----
	No Year					42,357,182,168.65	-----	-----	1,527,867,434.15	-----	40,829,314,734.50
	Subtotal		086	0162	000	54,129,008,559.93	8,425,000,000.00	-----	5,235,279,157.52	1,278,042.19	57,317,451,360.22
Self-Help and Assisted Homeownership Opportunity Program, Community Planning and Development, Housing and Urban Development Fund Resources: Undisbursed Funds	2020-2022		086	0176	000	-----	55,000,000.00	-----	-----	-----	55,000,000.00
	2019-2021					54,000,000.00	-----	-----	368,342.24	-----	53,631,657.76
	2018-2020					49,654,518.97	-----	-----	10,256,608.47	-----	39,397,910.50

Footnotes at End of Chapter

Appropriations, Outlays, and Balances - Continued

Appropriation or Fund Account Title	Account Symbol				Balances, Beginning of Fiscal Year	Appropriations and Other Obligational Authority ¹	Transfers Borrowings and Investment (Net) ²	Outlays (Net)	Balances Withdrawn and Other Transactions ³	Balances, End of Fiscal Year	
	Period of Availability	ATA	AID	MAIN							SUB
	2017-2019				37,764,689.57	-----	-----	20,808,150.16	-----	16,956,539.41	
	2016-2018				14,220,023.25	-----	-----	9,770,565.12	-----	4,449,458.13	
	2015-2017				4,394,196.89	-----	-----	3,337,743.66	-----	1,056,453.23	
	2014-2016				162,793.19	-----	-----	140,600.74	-----	22,192.45	
	2013-2015				41,688.49	-----	-----	-9,000.00	50,688.49	-----	
	No Year				13,700,000.00	-----	-----	196,991.02	-----	13,503,008.98	
	Subtotal		086	0176	000	173,937,910.36	55,000,000.00	44,870,001.41	50,688.49	184,017,220.46	
Homeless Assistance Grants, Community Planning and Development, Housing and Urban Development Fund Resources:											
Undisbursed Funds											
	2020-2022		086	0192	000	-----	6,777,000,000.00	-----	16,326,175.03	-----	6,760,673,824.97
	2020-2021					-----	72,366,182.00	-----	-----	-----	72,366,182.00
	2019-2021					2,634,936,266.98	-----	389,209,561.33	-----	2,245,726,705.65	
	2018-2020					2,093,500,580.92	-72,366,182.00	1,528,771,928.45	-----	492,362,470.47	
	2017-2019					499,001,002.32	-----	230,543,809.11	-----	268,457,193.21	
	2016-2018					242,241,912.35	-----	28,363,650.23	-----	213,878,262.12	
	2015-2017					253,978,716.16	-----	7,395,274.24	-----	246,583,441.92	
	2014-2016					210,897,916.65	-----	493,883.07	-----	210,404,033.58	
	2013-2015					186,359,122.03	-----	-91,287,535.60	91,478,111.35	-----	
	No Year					102,266,422.72	-----	91,287,535.60	-----	186,121,436.61	
	Subtotal		086	0192	000	6,223,181,940.13	6,777,000,000.00	2,212,130,278.25	91,478,111.35	10,696,573,550.53	
Community Development Loan Guarantees Program Account, Community Planning and Development, Housing and Urban Development Fund Resources:											
Undisbursed Funds											
	2020		086	0198	000	-----	30,483.53	-----	30,483.53	-----	
	2014-2015					1,898,658.00	-----	97,816.40	1,800,841.60	-----	
	Subtotal		086	0198	000	1,898,658.00	30,483.53	128,299.93	1,800,841.60	- 0 -	
Home Investment Partnerships Program, Community Planning and Development, Housing and Urban Development Fund Resources:											
Undisbursed Funds											
	2020-2023		086	0205	000	-----	1,350,000,000.00	-----	843,741.78	-----	1,349,156,258.22
	2019-2022					1,247,771,183.23	-----	97,781,215.41	-----	1,149,989,967.82	
	2018-2021					1,238,006,662.55	-----	219,989,093.45	-----	1,018,017,569.10	
	2017-2020					653,814,985.43	-----	219,383,391.60	-----	434,431,593.83	
	2016-2019					378,368,353.07	-----	173,433,049.44	-----	204,935,303.63	
	2015-2018					162,339,900.06	-----	85,068,066.53	-----	77,271,833.53	
	2014-2016					54,619,389.47	-----	24,125,054.75	-----	30,494,334.72	
	2013-2015					22,794,767.20	-----	5,971,999.84	16,822,767.36	-----	
	No Year					+ 2,194,141.01	-----	264,400.05	-----	1,929,740.96	
	Subtotal		086	0205	000	3,759,909,382.02	1,350,000,000.00	826,860,012.85	16,822,767.36	4,266,226,601.81	
Housing Opportunities for Persons with AIDS, Community Planning and Development, Housing and Urban Development Fund Resources:											
Undisbursed Funds											
	2020-2022		086	0308	000	-----	51,000,000.00	-----	341,642.22	-----	50,658,357.78
	2020-2021					-----	424,000,000.00	-----	1,495,973.17	-----	422,504,026.83

Footnotes at End of Chapter

Appropriations, Outlays, and Balances - Continued

Appropriation or Fund Account Title	Account Symbol				Balances, Beginning of Fiscal Year	Appropriations and Other Obligational Authority ¹	Transfers Borrowings and Investment (Net) ²	Outlays (Net)	Balances Withdrawn and Other Transactions ³	Balances, End of Fiscal Year
	Period of Availability	ATA	AID	MAIN SUB						
	2019-2021				39,300,000.00	-----	-----	299,619.18	-----	39,000,380.82
	2019-2020				353,134,958.47	-----	-----	157,784,356.27	-----	195,350,602.20
	2018-2020				35,427,558.36	-----	-----	8,195,412.43	-----	27,232,145.93
	2018-2019				151,115,992.16	-----	-----	85,413,157.29	-----	65,702,834.87
	2017-2019				20,897,579.20	-----	-----	10,596,306.62	-----	10,301,272.58
	2017-2018				58,535,270.62	-----	-----	30,472,701.04	-----	28,062,569.58
	2016-2018				8,980,023.36	-----	-----	6,824,917.48	-----	2,155,105.88
	2016-2017				17,940,244.80	-----	-----	4,401,018.43	-----	13,539,226.37
	2015-2017				5,214,644.06	-----	-----	2,607,394.53	-----	2,607,249.53
	2015-2016				8,122,776.16	-----	-----	662,584.41	-----	7,460,191.75
	2014-2016				1,450,504.56	-----	-----	178,074.79	-----	1,272,429.77
	2014-2015				9,051,856.58	-----	-----	6,956,307.43	2,095,549.15	-----
	2013-2015				949,901.21	-----	-----	-----	949,901.21	-----
	No Year				1,084,851.84	-----	-----	455,963.87	-----	628,887.97
	Subtotal		086	0308	000	711,206,161.38	475,000,000.00	316,685,429.16	3,045,450.36	866,475,281.86
Brownfields Redevelopment, Community Planning and Development, Housing and Urban Development Fund Resources: Undisbursed Funds	No Year		086	0314	000	5,424,004.41	-----	-----	-----	5,424,004.41
Empowerment Zones/Enterprise Communities, Community Planning and Development, Housing and Urban Development Fund Resources: Undisbursed Funds	No Year		086	0315	000	154,173.49	-----	-----	-----	154,173.49
Rural Housing and Economic Development, Public and Indian Housing, Housing and Urban Development Fund Resources: Undisbursed Funds	No Year		086	0324	000	1,761,531.14	-----	-----	-----	1,761,531.14
Permanent Supportive Housing, Housing and Urban Development Fund Resources: Undisbursed Funds	No Year		086	0342	000	5,184,200.00	-----	-----	-----	5,184,200.00
Neighborhood Stabilization Program, Community Planning and Development, Housing and Urban Development Fund Resources: Undisbursed Funds	No Year		086	0344	000	167,046,349.85	-----	18,534,945.50	-----	148,511,404.35
Public Enterprise Funds										
Revolving Fund, Liquidating Programs, Housing and Urban Development Fund Resources: Undisbursed Funds	No Year		086	4015	000	211,599.87	45,000.00	-----	° 18,040.00	238,559.87
Section 8-Community Development Guaranteed Loans, Liquidating Account, Housing and Urban Development Fund Resources: Undisbursed Funds	No Year		086	4097	000	-3,015,340.44	-----	-----	-----	° -3,015,340.44
Trust Fund Accounts										

Footnotes at End of Chapter

Appropriations, Outlays, and Balances - Continued

Appropriation or Fund Account Title	Account Symbol				Balances, Beginning of Fiscal Year	Appropriations and Other Obligational Authority ¹	Transfers Borrowings and Investment (Net) ²	Outlays (Net)	Balances Withdrawn and Other Transactions ³	Balances, End of Fiscal Year	
	Period of Availability	ATA	AID	MAIN							SUB
Housing Trust Fund, Community Planning and Development, Housing and Urban Development Fund Resources:											
Undisbursed Funds	No Year		086	8560	000	807,395,050.33	326,502,433.41	-----	169,118,651.52	-----	964,778,832.22
Total, Community Planning and Development						65,983,304,180.47	17,408,577,916.94	-----	8,823,606,776.14	114,493,941.35	74,453,781,379.92
Housing Programs											
General Fund Accounts											
Rent Supplement, Housing Programs, Housing and Urban Development Fund Resources:											
Undisbursed Funds	No Year		086	0129	000	2,656,616.38	-----	-----	-----	-----	2,656,616.38
Rental Housing Assistance, Housing Programs, Housing and Urban Development Fund Resources:											
Undisbursed Funds	No Year		086	0148	000	410,252,506.29	3,000,000.00	-----	64,328,605.58	-----	348,923,900.71
Housing Counseling Assistance, Housing Programs, Housing and Urban Development Fund Resources:											
Undisbursed Funds	2020-2021		086	0156	000	-----	53,000,000.00	-----	2,475,287.54	-----	50,524,712.46
	2019-2020					50,000,000.00	-----	-----	34,491,599.54	-----	15,508,400.46
	2018-2019					20,125,846.93	-----	-----	17,326,953.31	-----	2,798,893.62
	2017-2018					1,472,963.65	-----	-----	405,399.30	-----	1,067,564.35
	2016-2017					1,162,188.42	-----	-----	-877.79	-----	1,163,066.21
	2015-2016					632,433.34	-----	-----	-----	-----	632,433.34
	Subtotal		086	0156	000	73,393,432.34	53,000,000.00	-----	54,698,361.90	-----	71,695,070.44
Mutual Mortgage Insurance Program Account, Federal Housing Administration, Housing and Urban Development Fund Resources:											
Undisbursed Funds	2020-2021		086	0183	000	-----	130,000,000.00	-----	33,277,829.36	-----	96,722,170.64
	2019-2020					110,324,984.04	-----	-----	59,814,027.29	-----	50,510,956.75
	2018-2019					36,396,548.72	-----	-----	18,925,277.67	-----	17,471,271.05
	2017-2018					33,510,335.14	-----	-----	58,949.02	-----	33,451,386.12
	2016-2017					29,704,198.83	-----	-----	3,678.56	-----	29,700,520.27
	2015-2016					18,698,285.42	-----	-----	-----	-----	18,698,285.42
	2014-2015					16,912,231.12	-----	-----	-----	16,912,231.12	-----
	No Year					0.64	-----	1,218,883,357.07	1,218,883,357.07	-----	0.64
	Subtotal		086	0183	000	245,546,583.91	130,000,000.00	1,218,883,357.07	1,330,963,118.97	16,912,231.12	246,554,590.89
Homeownership and Opportunity for People Everywhere Grants (HOPE Grants), Housing Programs, Housing and Urban Development Fund Resources:											
Undisbursed Funds	No Year		086	0196	000	132,112.73	-----	-----	-----	-----	132,112.73
General and Special Risk Program Account, Federal Housing Administration, Housing and Urban Development Fund Resources:											
Undisbursed Funds	No Year		086	0200	000	1,596,359.68	792,355,423.46	-----	792,355,423.46	-----	1,596,359.68

Footnotes at End of Chapter

Appropriations, Outlays, and Balances - Continued

Appropriation or Fund Account Title	Account Symbol				Balances, Beginning of Fiscal Year	Appropriations and Other Obligational Authority ¹	Transfers Borrowings and Investment (Net) ²	Outlays (Net)	Balances Withdrawn and Other Transactions ³	Balances, End of Fiscal Year	
	Period of Availability	ATA	AID	MAIN SUB							
FHA, Mutual Mortgage Insurance Capital Reserve Account, Housing and Urban Development Fund Resources:											
Undisbursed Funds	No Year		086	0236	000	749,131,080.64	-----	-19,166,776,468.78	-19,067,563,375.24	-----	649,917,987.10
Unrealized Discount on Investments						-608,205,476.08	-----	600,071,785.31	-----	-----	-8,133,690.77
Investments in US Treasury Securities						50,600,732,885.63	-----	17,335,821,326.40	-----	-----	67,936,554,212.03
Subtotal			086	0236	000	50,741,658,490.19	-----	-1,230,883,357.07	-19,067,563,375.24	-----	68,578,338,508.36
Housing for Persons with Disabilities, Housing Programs, Housing and Urban Development Fund Resources:											
Undisbursed Funds	2020-2023		086	0237	000	-----	217,000,000.00	-----	35,863,909.65	-----	181,136,090.35
	2019-2022					156,632,220.52	-----	-----	104,191,407.26	-----	52,440,813.26
	2018-2021					108,158,395.77	-----	-----	18,900,981.71	-----	89,257,414.06
	2017-2020					6,755,640.89	-----	-----	3,578,539.46	-----	3,177,101.43
	2016-2019					2,681,144.28	-----	-----	1,968,215.16	-----	712,929.12
	2015-2018					215,361.39	-----	-----	73,448.43	-----	141,912.96
	2014-2017					19,625,940.00	-----	-----	645,272.00	-----	18,980,668.00
	2013-2016					98,406,814.00	-----	-----	3,869,069.00	-----	94,537,745.00
	2012-2015					80,047,517.48	-----	-----	12,100,652.96	-----	7 67,946,864.52
	2010-2013					1,514,938.00	-----	-----	590,563.00	-----	8 924,375.00
	2009-2012					207,817.00	-----	-----	21,311.00	-----	8 186,506.00
	2008-2011					32,427.00	-----	-----	10,845.00	-----	8 21,582.00
	2007-2010					151,790.00	-----	-----	23,482.00	128,308.00	8 -----
	No Year					146,840,909.83	-----	-----	18,190,599.43	-----	128,650,310.40
Subtotal			086	0237	000	621,270,916.16	217,000,000.00	-----	200,028,296.06	128,308.00	638,114,312.10
Project-Based Rental Assistance, Housing Programs, Housing and Urban Development Fund Resources:											
Undisbursed Funds	2020-2023		086	0303	000	-----	12,720,501.00	-----	2,682,313.00	-----	10,038,188.00
	2019-2022					6,094,688.00	-----	-----	4,897,499.00	-----	1,197,189.00
	2020-2021					-----	27,793,979.00	-----	11,766,899.00	-----	16,027,080.00
	2018-2021					917,296.00	-----	-----	917,296.00	-----	-----
	2019-2020					20,826,097.00	-----	-----	19,399,393.00	-----	1,426,704.00
	2018-2019					2,460,014.00	-----	-----	2,460,014.00	-----	-----
	2016-2019					280,711.00	-----	-----	16,194.00	-----	264,517.00
	2017-2018					582,999.00	-----	-----	582,999.00	-----	-----
	No Year					3,950,632,452.01	13,569,350,002.00	-----	12,861,910,683.50	-----	4,658,071,770.51
Subtotal			086	0303	000	3,981,794,257.01	13,609,864,482.00	-----	12,904,633,290.50	-----	4,687,025,448.51
Housing for the Elderly, Housing Programs, Housing and Urban Development Fund Resources:											
Undisbursed Funds	2020-2023		086	0320	000	-----	843,000,000.00	-----	306,551,347.95	-----	536,448,652.05
	2019-2022					431,312,637.20	-----	-----	341,153,066.58	-----	90,159,570.62
	2018-2021					130,267,443.53	-----	-----	16,790,620.56	-----	113,476,822.97
	2017-2020					18,751,166.24	-----	-----	3,280,821.62	-----	15,470,344.62

Footnotes at End of Chapter

Appropriations, Outlays, and Balances - Continued

Appropriation or Fund Account Title	Account Symbol				Balances, Beginning of Fiscal Year	Appropriations and Other Obligational Authority ¹	Transfers Borrowings and Investment (Net) ²	Outlays (Net)	Balances Withdrawn and Other Transactions ³	Balances, End of Fiscal Year	
	Period of Availability	ATA	AID	MAIN							SUB
	2016-2019				3,245,048.53	-----	-----	824,293.74	-----	2,420,754.79	
	2015-2018				1,467,057.31	-----	-----	150,159.60	-----	1,316,897.71	
	2014-2017				8,855,814.78	-----	-----	3,766,963.56	-----	5,088,851.22	
	2013-2016				1,307,541.64	-----	-----	179,694.51	-----	1,127,847.13	
	2012-2015				1,525,785.57	-----	-----	110,330.95	1,415,454.62	-----	
	2011-2014				784,222.00	-----	-----	545,616.00	-----	⁸ 238,606.00	
	2010-2013				6,280,904.00	-----	-----	2,746,087.00	-----	⁸ 3,534,817.00	
	2009-2012				2,713,660.00	-----	-----	1,963,236.00	-----	⁸ 750,424.00	
	2008-2011				2,621,526.00	-----	-----	381,466.00	-----	⁸ 2,240,060.00	
	2007-2010				504,151.00	-----	-----	59,174.00	444,977.00	⁸ -----	
	No Year				335,584,547.72	-----	-----	79,367,705.87	-----	256,216,841.85	
	Subtotal		086	0320	000	945,221,505.52	843,000,000.00	-----	757,870,583.94	1,860,431.62	1,028,490,489.96
Home Ownership Preservation Entity Fund Program Account, Housing and Urban Development											
Fund Resources:											
	No Year		086	0343	000	7,417,452.87	-----	-----	-----	-----	7,417,452.87
Emergency Homeowner's Relief Fund, Housing Programs, Housing and Urban Development											
Fund Resources:											
	No Year		086	0407	000	⁴ -----	-----	-----	-----	-----	-----
Public Enterprise Funds											
Rental Housing Assistance Fund, Federal Housing Administration, Housing and Urban Development											
Fund Resources:											
	No Year		086	4041	000	15,169,165.99	-----	-----	-923,833.91	-----	16,092,999.90
Flexible Subsidy Fund, Housing Programs, Housing and Urban Development											
Fund Resources:											
	No Year		086	4044	000	560,651,046.98	-----	-----	-30,984,059.67	-----	591,635,106.65
College Housing Loans, Housing and Urban Development											
Fund Resources:											
	No Year		086	4058	000	19,430,580.83	-----	-----	-----	-----	19,430,580.83
Federal Housing Administration Fund, Housing and Urban Development											
Fund Resources:											
	No Year		086	4070	000	163,988,681.40	-----	12,000,000.00	-3,899,240.82	-----	179,887,922.22
Nehemiah Housing Opportunity Fund, Housing and Urban Development											
Fund Resources:											
	No Year		086	4071	000	274,500.00	-----	-----	-119,000.00	119,000.00	274,500.00
FHA-General and Special Risk Insurance Fund Liquidating Account, Housing and Urban Development											
Fund Resources:											
	No Year		086	4072	000	202,028,275.36	25,000,000.00	-----	-91,643,617.78	126,253,905.40	192,417,987.74
Housing for the Elderly or Handicapped Fund, Housing and Urban Development											
Fund Resources:											
	No Year		086	4115	000	182,162,700.13	-----	-----	-178,264,060.56	179,685,300.79	180,741,459.90

Footnotes at End of Chapter

Appropriations, Outlays, and Balances - Continued

Appropriation or Fund Account Title	Account Symbol				Balances, Beginning of Fiscal Year	Appropriations and Other Obligational Authority ¹	Transfers Borrowings and Investment (Net) ²	Outlays (Net)	Balances Withdrawn and Other Transactions ³	Balances, End of Fiscal Year	
	Period of Availability	ATA	AID	MAIN SUB							
Trust Fund Accounts											
Manufactured Housing Fees Trust Fund, Housing Programs, Housing and Urban Development Fund Resources:											
Undisbursed Funds	No Year		086	8119	000	15,305,274.78	13,000,000.00	-----	9,964,746.86	-----	18,340,527.92
Total, Housing Programs						58,189,950,458.55	15,686,219,905.46	0.00	-3,258,554,760.71	324,959,176.93	76,809,765,947.79
Government National Mortgage Association											
General Fund Accounts											
Guarantees of Mortgage-Backed Securities Loan Guarantee, Program Account, Government National Mortgage Association, Housing and Urban Development Fund Resources:											
Undisbursed Funds	2020-2021		086	0186	000	-----	-----	-----	-4,499,106.04	-----	4,499,106.04
	2019-2020					2,242,891.50	-----	-----	2,141,691.29	-----	101,200.21
	2018					547,468.06	-----	-----	-----	-----	547,468.06
	2017					254,534.70	-----	-----	-----	-----	254,534.70
	2016					150,173.72	-----	-----	-----	-----	150,173.72
	2015					1,237,406.53	-----	-----	-1,228.84	1,238,635.37	-----
	No Year					1,944,187,190.10	-----	877,873,774.80	483,100,070.37	-----	2,338,960,894.53
	Subtotal		086	0186	000	1,948,619,664.61	-----	877,873,774.80	480,741,426.78	1,238,635.37	2,344,513,377.26
Guarantees of Mortgage-Backed Securities Capital Reserve Account, Government National Mortgage Association, Housing and Urban Development Fund Resources:											
Undisbursed Funds	No Year		086	0238	000	54,632.75	-----	-117,620,179.52	-2,438,317,474.40	-----	2,320,751,927.63
Investments in US Treasury Securities						15,658,470,000.00	-----	-7,258,104,000.00	-----	-----	8,400,366,000.00
	Subtotal		086	0238	000	15,658,524,632.75	-----	-7,375,724,179.52	-2,438,317,474.40	-----	10,721,117,927.63
Guarantees of Mortgage-Backed Securities Pass-Through Assistance Fund Resources:											
Undisbursed Funds	No Year		086	0480	000	-----	-----	3,000,000,000.00	3,043,053.84	-----	2,996,956,946.16
Authority to Borrow from the Treasury						-----	8,700,000,000.00	-----	-----	-----	8,700,000,000.00
	Subtotal		086	0480	000	- 0 -	8,700,000,000.00	3,000,000,000.00	3,043,053.84	-----	11,696,956,946.16
Public Enterprise Funds											
Guarantees of Mortgage-Backed Securities Fund, Government National Mortgage Association, Housing and Urban Development Fund Resources:											
Undisbursed Funds	No Year		086	4238	000	51,396.20	-----	-1,101,595.28	-1,101,552.65	-----	51,353.57
Investments in US Treasury Securities						125,260,000.00	-----	-1,048,000.00	-----	-----	124,212,000.00
	Subtotal		086	4238	000	125,311,396.20	-----	-2,149,595.28	-1,101,552.65	-----	124,263,353.57
Total, Government National Mortgage Association						17,732,455,693.56	8,700,000,000.00	-3,500,000,000.00	-1,955,634,546.43	1,238,635.37	24,886,851,604.62
Policy Development and Research											
General Fund Accounts											
Research and Technology, Policy Development and Research, Housing and											

Footnotes at End of Chapter

Appropriations, Outlays, and Balances - Continued

Appropriation or Fund Account Title	Account Symbol				Balances, Beginning of Fiscal Year	Appropriations and Other Obligational Authority ¹	Transfers Borrowings and Investment (Net) ²	Outlays (Net)	Balances Withdrawn and Other Transactions ³	Balances, End of Fiscal Year
	Period of Availability	ATA	AID	MAIN						
Urban Development Fund Resources: Undisbursed Funds	2020-2021		086	0108	000	----- 98,000,000.00	-----	36,764,092.42	-----	61,235,907.58
	2019-2020					54,447,845.02	-----	6,478,403.14	-----	47,969,441.88
	2018-2019					41,029,119.92	-----	12,419,198.45	-----	28,609,921.47
	2017-2018					17,751,314.30	-----	6,563,247.52	-----	11,188,066.78
	2016-2017					12,406,229.51	-----	4,786,136.53	-----	7,620,092.98
	2015-2016					5,420,406.13	-----	1,630,593.70	-----	3,789,812.43
	2014-2015					618,549.48	-----	-----	618,549.48	-----
	No Year					149,877.01	-----	-804,534.87	-----	954,411.88
	Subtotal		086	0108	000	131,823,341.37	-----	67,837,136.89	618,549.48	161,367,655.00
Total, Policy Development and Research						131,823,341.37	-----	67,837,136.89	618,549.48	161,367,655.00
Fair Housing and Equal Opportunity										
General Fund Accounts										
Fair Housing Activities, Fair Housing and Equal Opportunity, Housing and Urban Development Fund Resources: Undisbursed Funds	2020-2021		086	0144	000	----- 72,800,000.00	-----	5,563,475.70	-----	67,236,524.30
	2019-2020					62,427,587.18	-----	19,355,949.54	-----	43,071,637.64
	2018-2019					41,363,839.73	-----	35,656,606.28	-----	5,707,233.45
	2017-2018					7,863,342.75	-----	3,682,280.03	-----	4,181,062.72
	2016-2017					2,310,195.84	-----	460,315.58	-----	1,849,880.26
	2015-2016					2,219,762.09	-----	271,749.25	-----	1,948,012.84
	2014-2015					941,181.23	-----	14,500.00	926,681.23	-----
	Subtotal		086	0144	000	117,125,908.82	-----	65,004,876.38	926,681.23	123,994,351.21
Total, Fair Housing and Equal Opportunity						117,125,908.82	-----	65,004,876.38	926,681.23	123,994,351.21
Office of Lead Hazard Control and Healthy Homes										
General Fund Accounts										
Lead Hazard Reduction, Office of Lead Hazard Control and Healthy Homes, Housing and Urban Development Fund Resources: Undisbursed Funds	2020-2022		086	0174	000	----- 290,000,000.00	-----	-----	-----	290,000,000.00
	2019-2020					279,000,000.00	-----	5,250,010.09	-----	273,749,989.91
	2018-2019					225,497,273.77	-----	20,536,335.21	-----	204,960,938.56
	2017-2018					108,486,325.03	-----	33,060,091.83	-----	75,426,233.20
	2016-2017					36,017,477.11	-----	19,596,147.22	-----	16,421,329.89
	2015-2016					8,139,493.39	-----	2,281,584.32	-----	5,857,909.07
	2014-2015					11,519,623.49	-----	-----	11,519,623.49	-----
	No Year					450,143.15	-----	101,890.00	-----	348,253.15
	Subtotal		086	0174	000	669,110,335.94	-----	80,826,058.67	11,519,623.49	866,764,653.78
Total, Office of Lead Hazard Control and Healthy Homes						669,110,335.94	-----	80,826,058.67	11,519,623.49	866,764,653.78

Footnotes at End of Chapter

Appropriations, Outlays, and Balances - Continued

Appropriation or Fund Account Title	Account Symbol				Balances, Beginning of Fiscal Year	Appropriations and Other Obligational Authority ¹	Transfers Borrowings and Investment (Net) ²	Outlays (Net)	Balances Withdrawn and Other Transactions ³	Balances, End of Fiscal Year
	Period of Availability	ATA	AID	MAIN SUB						
Management and Administration										
General Fund Accounts										
Salaries and Expenses, Management and Administration, Housing and Urban Development Fund Resources: Undisbursed Funds	No Year		086	0143 000	2,323,277.18	-----	-----	5,277.08	-----	2,318,000.10
Office of Inspector General, Management and Administration, Housing and Urban Development Fund Resources: Undisbursed Funds	2020-2021		086	0189 000	-----	10,000,000.00	-----	419,386.77	-----	9,580,613.23
	2020				-----	128,200,000.00	-----	108,672,516.80	-----	19,527,483.20
	2019				17,797,499.24	-----	-----	13,374,886.52	-----	4,422,612.72
	2018				2,625,840.96	-----	-----	1,251,606.97	-----	1,374,233.99
	2017				1,716,445.00	-----	-----	901,711.15	-----	814,733.85
	2013-2017				55,151.38	-----	-----	-----	-----	55,151.38
	2016				899,653.57	-----	-----	52,117.17	-----	847,536.40
	2015				2,773,153.54	-----	-----	-----	2,773,153.54	-----
	No Year				8,636,833.86	5,000,000.00	-----	1,988,416.50	-----	11,648,417.36
	Subtotal		086	0189 000	34,504,577.55	143,200,000.00	-----	126,660,641.88	2,773,153.54	48,270,782.13
Executive Offices, Management and Administration, Housing and Urban Development Fund Resources: Undisbursed Funds	2020-2021		086	0332 000	-----	14,217,000.00	-----	10,127,182.84	-----	4,089,817.16
	2019-2020				3,575,493.32	-----	-----	2,704,217.73	-----	871,275.59
	2018				1,932,512.99	-----	-----	48,786.32	-----	1,883,726.67
	2017				792,888.82	-----	-----	-----	-----	792,888.82
	2016				235,554.99	-----	-----	-----	-----	235,554.99
	2015				559,092.86	-----	-----	-----	559,092.86	-----
	Subtotal		086	0332 000	7,095,542.98	14,217,000.00	-----	12,880,186.89	559,092.86	7,873,263.23
Housing, Program Office Salaries and Expenses, Housing and Urban Development Fund Resources: Undisbursed Funds	2019-2020		086	0334 000	31,962,756.10	-----	-250,000.00	30,464,399.78	-----	1,248,356.32
	2018-2019				-----	-----	-----	-97,947.69	-----	97,947.69
	2018				3,912,133.56	-----	-----	47,023.61	-----	3,865,109.95
	2017				3,143,269.42	-----	-----	-1,071.86	-----	3,144,341.28
	2016				2,655,379.47	-----	-----	1,590.78	-----	2,653,788.69
	2015				6,741,569.03	-----	-----	4,680.72	6,736,888.31	-----
	Subtotal		086	0334 000	48,415,107.58	-----	-250,000.00	30,418,675.34	6,736,888.31	11,009,543.93
Administrative Support Offices, Management and Administration, Housing and Urban Development Fund Resources: Undisbursed Funds	2020-2021		086	0335 000	-----	603,373,000.00	-----	441,801,011.86	-----	161,571,988.14
	2019-2021				19,092,406.45	-----	-----	12,897,577.27	-----	6,194,829.18
	2019-2020				90,774,039.50	-----	350,000.00	64,228,058.42	-----	26,895,981.08

Footnotes at End of Chapter

Appropriations, Outlays, and Balances - Continued

Appropriation or Fund Account Title	Account Symbol				Balances, Beginning of Fiscal Year	Appropriations and Other Obligational Authority ¹	Transfers Borrowings and Investment (Net) ²	Outlays (Net)	Balances Withdrawn and Other Transactions ³	Balances, End of Fiscal Year	
	Period of Availability	ATA	AID	MAIN							SUB
	2019				134.83	-----	-----	134.83	-----	-----	
	2018-2019				5,850,000.00	-----	-----	1,043,645.20	-----	4,806,354.80	
	2018				38,814,914.08	-----	-----	9,953,675.77	-----	28,861,238.31	
	2017				29,197,605.69	-----	-----	2,996,766.29	-----	26,200,839.40	
	2016-2017				4,602,775.64	-----	-----	2,563,350.40	-----	2,039,425.24	
	2016				12,796,555.66	-----	-----	2,498,782.14	-----	10,297,773.52	
	2015-2016				2,036,003.55	-----	-----	541,403.93	-----	1,494,599.62	
	2015				8,870,681.39	-----	-----	4,507.71	8,866,173.68	-----	
	2014-2015				1,917,986.17	-----	-----	-----	1,917,986.17	-----	
	Subtotal		086	0335	000	213,953,102.96	603,373,000.00	350,000.00	538,528,913.82	10,784,159.85	268,363,029.29
Public and Indian Housing, Program Office Salaries and Expenses, Housing and Urban Development Fund Resources:											
Undisbursed Funds											
	2019-2024		086	0337	000	1,000,000.00	-----	-----	-----	-----	1,000,000.00
	2018-2023					888,104.93	-----	-----	-----	-----	438,000.33
	2019-2020					22,933,622.94	-----	-----	-----	-----	2,160,261.34
	2018-2019					1,500,000.00	-----	-----	-----	-----	271,527.37
	2018					2,127,132.29	-----	-----	-----	-----	1,456,366.83
	2017					1,682,733.58	-----	-----	-----	-----	1,681,655.69
	2016					1,580,403.39	-----	-----	-----	-----	1,575,660.05
	2015					3,238,413.78	-----	-----	-----	3,238,413.78	-----
	Subtotal		086	0337	000	34,950,410.91	-----	-----	23,128,525.52	3,238,413.78	8,583,471.61
Community Planning and Development, Program Office Salaries and Expenses, Housing and Urban Development Fund Resources:											
Undisbursed Funds											
	2019-2020		086	0338	000	11,280,670.04	-----	-----	9,623,612.97	-----	1,657,057.07
	2019					26,800.00	-----	-----	26,800.00	-----	-----
	2018					625,196.73	-----	-----	-----	-----	570,534.76
	2017					1,173,166.89	-----	-----	-----	-----	1,173,166.89
	2013-2017					16,009.45	-----	-----	-----	-----	16,009.45
	2016					362,905.44	-----	-----	-----	-----	362,960.45
	2015					933,420.54	-----	-----	-----	933,420.54	-----
	No Year					29,812,094.47	-----	-----	3,177,947.78	-----	26,634,146.69
	Subtotal		086	0338	000	44,230,263.56	-----	-----	12,882,967.71	933,420.54	30,413,875.31
Policy Development and Research, Program Office Salaries and Expenses, Housing and Urban Development Fund Resources:											
Undisbursed Funds											
	2019-2020		086	0339	000	3,375,647.47	-----	-----	3,068,044.65	-----	307,602.82
	2018-2019					1,000,000.00	-----	-----	-----	-----	921,991.43
	2018					424,694.99	-----	-----	-----	-----	406,237.90
	2017					486,946.18	-----	-----	-----	-----	483,503.69
	2016					293,630.47	-----	-----	-----	-----	293,630.47
	2015					416,085.45	-----	-----	-----	416,085.45	-----

Footnotes at End of Chapter

Appropriations, Outlays, and Balances - Continued

Appropriation or Fund Account Title	Account Symbol				Balances, Beginning of Fiscal Year	Appropriations and Other Obligational Authority ¹	Transfers Borrowings and Investment (Net) ²	Outlays (Net)	Balances Withdrawn and Other Transactions ³	Balances, End of Fiscal Year
	Period of Availability	ATA	AID	MAIN						
Subtotal		086	0339	000	5,997,004.56	-----	-----	3,167,952.80	416,085.45	2,412,966.31
Fair Housing and Equal Opportunity, Program Office Salaries and Expenses, Housing and Urban Development Fund Resources:										
Undisbursed Funds	2019-2020	086	0340	000	10,526,506.71	-----	-----	9,147,992.82	-----	1,378,513.89
	2018				268,811.06	-----	-----	33,842.14	-----	234,968.92
	2017				1,067,631.04	-----	-----	-13,497.21	-----	1,081,128.25
	2016				2,120,884.38	-----	-----	125,288.04	-----	1,995,596.34
	2015				933,114.20	-----	-----	-----	933,114.20	-----
Subtotal		086	0340	000	14,916,947.39	-----	-----	9,293,625.79	933,114.20	4,690,207.40
Office of Healthy Homes and Lead Hazard Control, Program Office Salaries and Expenses, Housing and Urban Development Fund Resources:										
Undisbursed Funds	2019-2020	086	0341	000	994,916.48	-----	-100,000.00	800,257.49	-----	94,658.99
	2018				99,266.26	-----	-----	-----	-----	99,266.26
	2017				308,887.30	-----	-----	-----	-----	308,887.30
	2016				109,931.11	-----	-----	-----	-----	109,931.11
	2015				150,835.05	-----	-----	-----	150,835.05	-----
Subtotal		086	0341	000	1,663,836.20	-----	-100,000.00	800,257.49	150,835.05	612,743.66
Transformation Initiative, Management and Administration, Housing and Urban Development Fund Resources:										
Undisbursed Funds	2014-2016	086	0402	000	4,436,334.05	-----	-----	1,082,075.98	-----	3,354,258.07
	2013-2015				1,601,658.75	-----	-----	583,690.11	1,017,968.64	-----
	No Year				355,089.90	-----	-----	-----	-----	355,089.90
Subtotal		086	0402	000	6,393,082.70	-----	-----	1,665,766.09	1,017,968.64	3,709,347.97
Program Offices, Management and Administration, Housing and Urban Development Fund Resources:										
Undisbursed Funds	2020-2025	086	0479	000	-----	1,000,000.00	-----	7,206.53	-----	992,793.47
	2020-2021				-----	857,005,000.00	-----	745,708,887.75	-----	111,296,112.25
Subtotal		086	0479	000	- 0 -	858,005,000.00	-----	745,716,094.28	-----	112,288,905.72
Intragovernmental Funds										
Information Technology Fund, Management and Administration, Housing and Urban Development Fund Resources:										
Undisbursed Funds	2020-2022	086	4586	000	-----	20,000,000.00	-----	-----	-----	20,000,000.00
	2020-2021				-----	260,000,000.00	-----	71,735,948.73	-----	188,264,051.27
	2019-2021				20,000,000.00	-----	-----	4,175,083.34	-----	15,824,916.66
	2019-2020				222,990,524.18	-----	-----	157,056,954.36	-----	65,933,569.82
	2018-2020				16,650,061.39	-----	-----	10,582,707.81	-----	6,067,353.58
	2018-2019				85,096,742.70	-----	-----	39,641,951.86	-----	45,454,790.84
	2017-2019				4,622,468.05	-----	-----	3,007,734.90	-----	1,614,733.15
	2017-2018				4,541,221.97	-----	-----	963,229.78	-----	3,577,992.19
	2016-2017				9,405,746.95	-----	-----	2,605.48	-----	9,403,141.47
	2015-2016				6,048,288.97	-----	-----	-----	-----	6,048,288.97

Footnotes at End of Chapter

Appropriations, Outlays, and Balances - Continued

Appropriation or Fund Account Title	Account Symbol				Balances, Beginning of Fiscal Year	Appropriations and Other Obligational Authority ¹	Transfers Borrowings and Investment (Net) ²	Outlays (Net)	Balances Withdrawn and Other Transactions ³	Balances, End of Fiscal Year			
	Period of Availability	ATA	AID	MAIN							SUB		
	2014-2016				1,931,373.65	-----	-----	-----	-----	1,931,373.65			
	2014-2015				3,728,120.72	-----	-----	-----	3,728,120.72	-----			
	No Year				14,449,879.02	-----	3,850,013.00	6,690,072.42	-----	11,609,819.60			
	Subtotal		086	4586	000	389,464,427.60	280,000,000.00	3,850,013.00	293,856,288.68	3,728,120.72			
Working Capital Fund, Management and Administration, Housing and Urban Development													
Fund Resources:													
Undisbursed Funds													
	No Year		086	4598	000	15,462,039.56	-----	-----	-1,449,171.73	-----			
Trust Fund Accounts													
Gifts and Bequests, Housing and Urban Development													
Fund Resources:													
Undisbursed Funds													
	No Year		086	8093	000	0.14	-----	-----	-----	0.14			
Total, Management and Administration					819,369,620.87	1,898,795,000.00	3,850,013.00	1,797,556,001.64	31,271,252.94	893,187,379.29			
Deductions for Offsetting Receipts													
Proprietary Receipts from the Public													
					-----	-4,798,180,620.84	-----	-4,798,180,620.84	-----	-----			
Intrabudgetary Receipts Deducted by Agency													
					-----	-6,038,290.00	-----	-6,038,290.00	-----	-----			
Offsetting Governmental Receipts													
					-----	-14,710,000.00	-----	-14,710,000.00	-----	-----			
Total, Offsetting Receipts					-----	-4,818,928,910.84	-----	-4,818,928,910.84	-----	-----			
Total, Department of Housing and Urban Development					157,480,314,474.11	73,954,298,979.53	-3,496,149,987.00	33,190,108,475.99	515,747,765.97	194,232,607,224.68			
Memorandum													
Financing Accounts													
Public Enterprise Funds													
FHA-General and Special Risk Guaranteed Loan, Financing Account, Housing and Urban Development													
Fund Resources:													
Undisbursed Funds													
	No Year		086	4077	000	8,537,642,161.23	-----	2,734,000,000.00	4,717,274,008.88	-----			
Authority to Borrow from the Treasury													
					-----	3,590,000,000.00	-3,590,000,000.00	-----	-----	-----			
Subtotal					086	4077	000	8,537,642,161.23	3,590,000,000.00	-856,000,000.00	4,717,274,008.88	-----	6,554,368,152.35
Community Development Guaranteed Loans, Financing Account, Housing and Urban Development													
Fund Resources:													
Undisbursed Funds													
	No Year		086	4096	000	14,171,249.93	-----	107,416.86	8,746,236.51	-----			
Authority to Borrow from the Treasury													
					-----	107,416.86	-107,416.86	-----	-----	-----			
Subtotal					086	4096	000	14,171,249.93	107,416.86	-----	8,746,236.51	-----	5,532,430.28
Indian Housing Guaranteed Loans, Financing Account, Housing and Urban Development													
Fund Resources:													
Undisbursed Funds													
	No Year		086	4104	000	145,362,322.04	-----	6,579,000.00	11,552,118.49	-----			
Authority to Borrow from the Treasury													
					-----	12,200,000.00	12,358,000.00	-12,358,000.00	-----	-----			
Subtotal					086	4104	000	157,562,322.04	12,358,000.00	-5,779,000.00	11,552,118.49	-----	140,389,203.55
FHA-General and Special, Direct Loan, Financing Account, Housing and													
Development													
Fund Resources:													
Undisbursed Funds													
	No Year		086	4104	000	12,200,000.00	-----	-----	-----	12,200,000.00			
Subtotal					086	4104	000	157,562,322.04	12,358,000.00	-5,779,000.00	11,552,118.49	-----	152,589,203.55

Footnotes at End of Chapter

Appropriations, Outlays, and Balances - Continued

Appropriation or Fund Account Title	Account Symbol				Balances, Beginning of Fiscal Year	Appropriations and Other Obligational Authority ¹	Transfers Borrowings and Investment (Net) ²	Outlays (Net)	Balances Withdrawn and Other Transactions ³	Balances, End of Fiscal Year	
	Period of Availability	ATA	AID	MAIN							SUB
Urban Development Fund Resources:											
Undisbursed Funds	No Year		086	4105	000	48,590,008.17	-----	^{9,10} 389,230,440.36	324,874,671.22	-----	112,945,777.31
Authority to Borrow from the Treasury						988,593,272.93	15,000,000.00	-435,736,207.00	-----	1,521,973.00	566,335,092.93
Subtotal			086	4105	000	1,037,183,281.10	15,000,000.00	-46,505,766.64	324,874,671.22	1,521,973.00	679,280,870.24
FHA-Loan Guarantee Recovery Fund Financing Account, Housing and Urban Development Fund Resources:											
Undisbursed Funds	No Year		086	4106	000	6,906,030.05	-----	-----	-557,316.63	-----	7,463,346.68
Guarantees of Mortgage-Backed Securities, Financing Account, Housing and Urban Development Fund Resources:											
Undisbursed Funds	No Year		086	4240	000	5,948,368,384.92	-----	3,500,000,000.00	97,335,207.79	-----	9,351,033,177.13
Mutual Mortgage Insurance, Direct Loan, Financing Loan, Housing and Urban Development Fund Resources:											
Undisbursed Funds	No Year		086	4242	000	38,305.23	-----	-----	250.60	-----	38,054.63
Title VI Indian Federal Guarantees, Financing Account, Housing and Urban Development Fund Resources:											
Undisbursed Funds	No Year		086	4244	000	1,920,717.80	-----	-----	667,737.06	-----	1,252,980.74
Native Hawaiian Housing Loan Guarantee Fund, Financing Account, Housing and Urban Development Fund Resources:											
Undisbursed Funds	No Year		086	4351	000	2,719,632.59	-----	-310,000.00	-1,460,682.75	-----	3,870,315.34
Authority to Borrow from the Treasury						-----	1,000,000.00	-1,000,000.00	-----	-----	-----
Subtotal			086	4351	000	2,719,632.59	1,000,000.00	-1,310,000.00	-1,460,682.75	-----	3,870,315.34
Home Ownership Preservation Entity Fund Financing Account, Housing and Urban Development Fund Resources:											
Undisbursed Funds	No Year		086	4353	000	17,394,530.06	-----	5,500,000.00	18,199,028.96	-----	4,695,501.10
Authority to Borrow from the Treasury						-----	5,500,000.00	-5,500,000.00	-----	-----	-----
Subtotal			086	4353	000	17,394,530.06	5,500,000.00	-----	18,199,028.96	-----	4,695,501.10
Emergency Homeowner's Relief Financing Account, Housing Programs, Housing and Urban Development Fund Resources:											
Undisbursed Funds	No Year		086	4357	000	827,283.63	-----	-----	-599,540.41	-----	1,426,824.04
Intragovernmental Funds											
Mutual Mortgage Insurance/Cooperative Management Insurance, Financing Account, Housing and Urban Development Fund Resources:											
Undisbursed Funds	No Year		086	4587	000	4,283,682,339.19	-----	18,702,500,000.00	12,702,787,344.10	-----	10,283,394,995.09
Authority to Borrow from the Treasury						-----	19,825,500,000.00	-19,825,500,000.00	-----	-----	-----
Subtotal			086	4587	000	4,283,682,339.19	19,825,500,000.00	-1,123,000,000.00	12,702,787,344.10	-----	10,283,394,995.09
Green Retrofit Program for Multifamily Housing Financing Account - Recovery Act, Housing Programs, Housing and Urban Development Fund Resources:											
Undisbursed Funds	No Year		086	4589	000	2,253,399.84	-----	-----	-1,125,022.01	-----	3,378,421.85

Footnotes at End of Chapter

Appropriations, Outlays, and Balances - Continued

Appropriation or Fund Account	Account Symbol					Balances, Beginning of Fiscal Year	Appropriations and Other Obligational Authority ¹	Transfers Borrowings and Investment (Net) ²	Outlays (Net)	Balances Withdrawn and Other Transactions ³	Balances, End of Fiscal Year
Title	Period of Availability	ATA	AID	MAIN	SUB						
Total, Financing Accounts						20,010,669,637.61	23,449,465,416.86	1,467,405,233.36	17,877,694,041.81	1,521,973.00	27,048,324,273.02

Footnotes at End of Chapter

Footnotes

- 1 The amounts in this column, unless otherwise footnoted, represent appropriations, increases and rescissions in borrowing authority or new contract authority. Appropriation accounts with appropriation transfer activity are presented in Table 1 (Appropriations and Appropriation Transfers) at the end of this chapter.
- 2 The amounts in this column, unless otherwise footnoted, represent transfers - other than appropriation transfers, borrowings (gross), investments (net), unrealized discounts or funds held outside the Treasury.
- 3 The amounts in this column, unless otherwise footnoted, represent obligated balances canceled for fiscal year 2015 pursuant to 31 U.S.C. 1553 and adjustments to borrowing and contract authority.
- 4 The opening balance(s) of the following account(s) have been adjusted during the current fiscal year and do not agree with last year's closing balance(s):

<u>Account Symbol: (ATA, AID, POA, MAIN, SUB)</u>	<u>Adjustment</u>
086 2013-2015 0162 000 - Undi sbursed Funds	\$44, 652. 75
086 X 0205 000 - Undi sbursed Funds	\$123, 741. 90
086 X 0407 000 - Undi sbursed Funds	-\$330, 177, 362. 16

- 5 Represents capital transfer to miscellaneous receipts.
- 6 Subject to disposition by the administrative agency.
- 7 Pursuant to Public Law # 112-10 125 Stat. 197 Sec. 2256, the balance for this account has been extended beyond the normal period of availability to liquidate obligations.
- 8 Pursuant to Public Law # 111-117, 123 Stat. 3088; 112-10, the balance for this account has been extended beyond the normal period of availability to liquidate obligations.
- 9 Includes \$89,632,498.58 which represents net borrowing from the Federal Financing Bank in lieu of issuance of agency debt.
- 10 Includes \$5,500,000.00 which represents net repayment of borrowing from the U.S. Treasury.

Appropriations, Outlays, and Balances - Continued

Footnotes

Table 1 - Appropriations and Appropriation Transfers - Department of Housing and Urban Development

AID	ATA	Period of Availability	MAIN	Net Appropriations and Appropriation Transfers	Appropriation Amount	Net Appropriation Transfers	AID Involved	ATA Involved	Period of Availability Involved	MAIN Involved	Amount From or To (-)
086		2021	0163	5,170,897,684.00	5,234,000,000.00	-63,102,316.00	086		2021	0302	-35,308,337.00
							086		2021	0303	-27,793,979.00
086		2021	0302	35,308,337.00	0.00	35,308,337.00	086		2021	0163	35,308,337.00
086		2023	0302	18,077,178.00	0.00	18,077,178.00	086		2023	0304	18,077,178.00
086		2021	0303	27,793,979.00	0.00	27,793,979.00	086		2021	0163	27,793,979.00
086		2023	0303	12,720,501.00	0.00	12,720,501.00	086		2023	0304	12,720,501.00
086		2023	0304	2,839,096,133.00	2,869,893,812.00	-30,797,679.00	086		2023	0302	-18,077,178.00
							086		2023	0303	-12,720,501.00
086		2021	0308	424,000,000.00	475,000,000.00	-51,000,000.00	086		2022	0308	-51,000,000.00
086		2022	0308	51,000,000.00	0.00	51,000,000.00	086		2021	0308	51,000,000.00
086		2024	0313	1,054,000,000.00	1,055,000,000.00	-1,000,000.00	086		2025	0479	-1,000,000.00
086		2021	0335	603,373,000.00	598,378,000.00	4,995,000.00	086		2021	0479	4,995,000.00
086		2021	0479	857,005,000.00	862,000,000.00	-4,995,000.00	086		2021	0335	-4,995,000.00
086		2025	0479	1,000,000.00	0.00	1,000,000.00	086		2024	0313	1,000,000.00
Total				11,094,271,812.00	11,094,271,812.00	-----					-----

Appropriations, Outlays, and Balances - Continued

Appropriation or Fund Account Title	Account Symbol				Balances, Beginning of Fiscal Year	Appropriations and Other Obligational Authority ¹	Transfers Borrowings and Investment (Net) ²	Outlays (Net)	Balances Withdrawn and Other Transactions ³	Balances, End of Fiscal Year	
	Period of Availability	ATA	AID	MAIN							SUB
Department of the Interior											
Trust Fund Accounts											
Donations, National Park Service Fund Resources:											
Undisbursed Funds	No Year		014	8037	000	106,124,010.45	46,809,836.15	-----	34,435,321.14	-----	118,498,525.46
Bureau of Trust Fund Administration											
Special Fund Accounts											
Tribal Special Fund, Office of the Special Trustee for American Indians Fund Resources:											
Undisbursed Funds	No Year		014	5265	000	-----	355,462,468.30	-27,038,325.78	328,424,142.50	-----	0.02
Investments in US Treasury Securities						66,946,326.39	-----	27,038,325.78	-----	-----	93,984,652.17
	Subtotal		014	5265	000	66,946,326.39	355,462,468.30	-----	328,424,142.50	-----	93,984,652.19
Trust Land Consolidation Fund, Departmental Offices, Interior Fund Resources:											
Undisbursed Funds	2013-2023		014	5670	000	266,195,956.37	-----	-----	100,560,972.70	-----	165,634,983.67
Trust Fund Accounts											
Tribal Trust Fund, Office of the Special Trustee for the American Indians Fund Resources:											
Undisbursed Funds	No Year		014	8030	000	-----	176,651,855.44	-68,140,002.14	108,511,853.27	-----	0.03
Investments in US Treasury Securities						35,964,862.10	-----	68,140,002.14	-----	-----	104,104,864.24
	Subtotal		014	8030	000	35,964,862.10	176,651,855.44	-----	108,511,853.27	-----	104,104,864.27
Total, Bureau of Trust Fund Administration						369,107,144.86	532,114,323.74	-----	537,496,968.47	-----	363,724,500.13
Bureau of Indian Education											
General Fund Accounts											
Education Construction, Bureau of Indian Affairs and Bureau of Indian Education, Interior Fund Resources:											
Undisbursed Funds	No Year		014	2105	000	-----	248,257,000.00	-----	1,135,948.06	-----	247,121,051.94
Operation of Indian Education Programs, Bureau of Indian Education, Interior Fund Resources:											
Undisbursed Funds	2020-2022		014	2106	000	-----	-----	-----	-65,984,088.81	-----	65,984,088.81
	2020-2021					-----	1,118,749,185.00	-----	650,592,760.04	-----	468,156,424.96
	No Year					-----	-----	-----	-456,176.00	-----	456,176.00
	Subtotal		014	2106	000	- 0 -	1,118,749,185.00	-----	584,152,495.23	-----	534,596,689.77
Special Fund Accounts											
Operation and Maintenance of Quarters, Bureau of Indian Education, Interior Fund Resources:											
Undisbursed Funds	No Year		014	5621	000	-----	27,241.30	-----	-----	-----	27,241.30
Total, Bureau of Indian Education						-----	1,367,033,426.30	-----	585,288,443.29	-----	781,744,983.01

Footnotes at End of Chapter

Appropriations, Outlays, and Balances - Continued

Appropriation or Fund Account Title	Account Symbol				Balances, Beginning of Fiscal Year	Appropriations and Other Obligational Authority ¹	Transfers Borrowings and Investment (Net) ²	Outlays (Net)	Balances Withdrawn and Other Transactions ³	Balances, End of Fiscal Year	
	Period of Availability	ATA	AID	MAIN							SUB
Total,					475,231,155.31	1,945,957,586.19	-----	1,157,220,732.90	-----	1,263,968,008.60	
Land and Minerals Management											
Bureau of Land Management											
General Fund Accounts											
Management of Lands and Resources, Bureau of Land Management Fund Resources:											
Undisbursed Funds	2020-2021		014	1109	000	-----	1,020,460,000.00	-----	676,978,060.13	-----	343,481,939.87
	2020					-----	-----	-----	655.96	-----	⁴ -655.96
	2019					-10,345.33	-----	-----	-10,345.33	-----	-----
	No Year					836,647,335.16	198,347,930.43	-----	491,914,168.24	⁵ 792,930.43	542,288,166.92
	Subtotal		014	1109	000	836,636,989.83	1,218,807,930.43	-----	1,168,882,539.00	792,930.43	885,769,450.83
Construction, Bureau of Land Management Fund Resources:											
Undisbursed Funds	No Year		014	1110	000	5,410,346.31	-5,010,346.32	-----	-----	⁵ 389,653.68	10,346.31
Oregon and California Grant Lands, Bureau of Land Management Fund Resources:											
Undisbursed Funds	No Year		014	1116	000	45,219,701.49	112,094,000.00	-----	111,603,128.45	-----	45,710,573.04
Cook Inlet Region, Incorporated Property Account, Bureau of Land Management Fund Resources:											
Undisbursed Funds	No Year		014	1118	000	2,376,394.44	-----	-----	-----	-----	2,376,394.44
Abandoned Well Remediation Fund, Bureau of Land Management, Interior Fund Resources:											
Undisbursed Funds	No Year		014	2640	000	6,492,321.52	-----	-----	3,834,683.03	-----	2,657,638.49
Special Fund Accounts											
Payments to States from Grazing Receipts, Etc., Public Lands Outside Grazing Districts, Bureau of Land Management Fund Resources:											
Undisbursed Funds	No Year		014	5016	000	1.40	947,732.75	-----	947,732.73	-----	1.42
Service Charges, Deposits and Forfeitures, Bureau of Land Management Fund Resources:											
Undisbursed Funds	No Year		014	5017	000	73,527,492.75	33,479,320.83	-----	24,689,649.35	-----	82,317,164.23
Expenses, Road Maintenance Deposits, Bureau of Land Management Fund Resources:											
Undisbursed Funds	No Year		014	5018	000	6,220,792.27	3,180,154.23	-----	3,398,337.07	-----	6,002,609.43
Payments to States from Grazing Receipts, Etc., Public Lands within Grazing Districts, Bureau of Land Management Fund Resources:											
Undisbursed Funds	No Year		014	5032	000	1.06	1,280,727.74	-----	1,280,727.74	-----	1.06
Land Acquisition, Bureau of Land Management Fund Resources:											
Undisbursed Funds	No Year		014	5033	000	92,016,797.76	32,300,000.00	-----	24,891,516.76	2,367,000.00	97,058,281.00
Payments to States from Grazing Receipts, Etc., Public Lands within											

Footnotes at End of Chapter

Appropriations, Outlays, and Balances - Continued

Appropriation or Fund Account Title	Account Symbol				Balances, Beginning of Fiscal Year	Appropriations and Other Obligational Authority ¹	Transfers Borrowings and Investment (Net) ²	Outlays (Net)	Balances Withdrawn and Other Transactions ³	Balances, End of Fiscal Year	
	Period of Availability	ATA	AID	MAIN							SUB
Grazing Districts, Miscellaneous, Bureau of Land Management Fund Resources: Undisbursed Funds	No Year		014	5044	000	0.20	16,362.64	-----	16,362.65	-----	0.19
Operation and Maintenance of Quarters, Bureau of Land Management Fund Resources: Undisbursed Funds	No Year		014	5048	000	1,740,826.19	744,211.85	-----	538,433.66	-----	1,946,604.38
Payments to State and County from Clark County, Nevada Land Sales, Bureau of Land Management Fund Resources: Undisbursed Funds	No Year		014	5129	000	4,551,245.43	29,261,250.00	-----	27,534,836.00	-----	6,277,659.43
Range Improvements, Bureau of Land Management Fund Resources: Undisbursed Funds	No Year		014	5132	000	13,003,150.58	9,410,000.00	-----	7,385,400.89	-----	15,027,749.69
Payments to States (Proceeds of Sales), Bureau of Land Management Fund Resources: Undisbursed Funds	No Year		014	5133	000	204,112.45	760,634.80	-----	717,340.81	-----	247,406.44
Forest Ecosystems Health and Recovery, Bureau of Land Management Fund Resources: Undisbursed Funds	No Year		014	5165	000	26,785,441.77	11,732,086.32	-----	8,285,903.69	-----	30,231,624.40
Southern Nevada Public Land Management, Bureau of Land Management Fund Resources: Undisbursed Funds	No Year		014	5232	000	5,268,528.94	151,950,655.20	-114,296,528.44	29,311,628.53	-----	13,611,027.17
Transfer To:											
Forest Service, Agriculture	No Year	012	014	5232	011	15,220,197.89	-----	11,462,827.22	10,668,698.20	-----	16,014,326.91
Southern Nevada Public Land Management, Bureau of Reclamation, Interior	No Year	014	014	5232	006	6,066,981.98	-----	1,450,000.00	499,844.43	-----	7,017,137.55
National Park Service, Interior	No Year	014	014	5232	010	5,737,869.24	-----	4,122,239.61	4,442,444.82	-----	5,417,664.03
U.S. Fish and Wildlife Service, Interior	No Year	014	014	5232	016	1,683,729.50	-----	2,532,961.61	966,551.70	-----	3,250,139.41
Unrealized Discount on Investments			014	5232	000	-9,102,380.10	-----	7,573,185.79	-----	-----	-1,529,194.31
Investments in US Treasury Securities						925,894,006.06	-----	87,155,314.21	-----	-----	1,013,049,320.27
Subtotal			014	5232	000	950,768,933.51	151,950,655.20	-----	45,889,167.68	-----	1,056,830,421.03
Timber Sales Pipeline Restoration Fund, Bureau of Land Management Fund Resources: Undisbursed Funds	No Year		014	5249	000	13,919,109.29	4,162,796.09	-----	3,651,071.70	-----	14,430,833.68
Federal Land Disposal Account, Bureau of Land Management Fund Resources: Undisbursed Funds	No Year		014	5260	000	78,720.00	14,044,704.00	-----	-----	-----	14,123,424.00
Use of Receipts from Mineral Leasing Activities on Certain Naval Oil Shale Reserves, Bureau of Land Management Fund Resources: Undisbursed Funds	No Year		014	5294	000	3,121.68	-----	-----	-----	-----	3,121.68
White Pine County Special Account, Bureau of Land Management Fund Resources: Undisbursed Funds	No Year		014	5397	000	29,055.54	-----	-----	2,197.55	-----	26,857.99

Footnotes at End of Chapter

Appropriations, Outlays, and Balances - Continued

Appropriation or Fund Account Title	Account Symbol				Balances, Beginning of Fiscal Year	Appropriations and Other Obligational Authority ¹	Transfers Borrowings and Investment (Net) ²	Outlays (Net)	Balances Withdrawn and Other Transactions ³	Balances, End of Fiscal Year	
	Period of Availability	ATA	AID	MAIN							SUB
Recreation Enhancement Fee Program, Bureau of Land Management Fund Resources: Undisbursed Funds	No Year		014	5413	000	38,880,081.83	23,721,385.69	-----	24,271,180.39	-----	38,330,287.13
Lincoln County Land Act, Bureau of Land Management Fund Resources: Undisbursed Funds	No Year		014	5469	000	526,814.64	367,410.09	5,279,055.92	1,274,942.13	-----	4,898,338.52
Unrealized Discount on Investments						-293,557.20	-----	286,327.71	-----	-----	-7,229.49
Investments in US Treasury Securities						35,137,613.12	-----	-5,565,383.63	-----	-----	29,572,229.49
Subtotal			014	5469	000	35,370,870.56	367,410.09	-----	1,274,942.13	-----	34,463,338.52
Title II Projects on Federal Lands, Bureau of Land Management Fund Resources: Undisbursed Funds	No Year		014	5485	000	6,199,815.48	2,405,563.59	-----	687,907.22	-----	7,917,471.85
Stewardship Contracting Product Sales, Bureau of Land Management Fund Resources: Undisbursed Funds	No Year		014	5506	000	974,490.15	53,411.28	-----	60,056.42	-----	967,845.01
Washington County, Utah Land Acquisition Account, Bureau of Land Management, Interior Fund Resources: Undisbursed Funds	No Year		014	5554	000	2,251,020.21	-----	-----	210,028.00	-----	2,040,992.21
Owyhee Land Acquisition Account, Bureau of Land Management, Interior Fund Resources: Undisbursed Funds	No Year		014	5556	000	649,605.70	-----	-----	99,819.00	-----	549,786.70
Carson City Special Account, Bureau of Land Management, Interior Fund Resources: Undisbursed Funds	No Year		014	5558	000	76,500.50	-----	-----	1,023.75	-----	75,476.75
Silver Saddle Endowment Account, Bureau of Land Management, Interior Fund Resources: Undisbursed Funds	No Year		014	5559	000	361,429.54	-----	-----	-----	-----	361,429.54
State Share, Carson City Land Sales, Bureau of Land Management, Interior Fund Resources: Undisbursed Funds	No Year		014	5561	000	201.15	-----	-----	-----	-----	201.15
Permit Processing Fund, Bureau of Land Management Fund Resources: Undisbursed Funds	No Year		014	5573	000	50,041,487.37	66,279,163.04	-----	31,338,874.14	-----	84,981,776.27
Transfer To:											
Forest Service, Department of Agriculture	No Year	012	014	5573	011	995,262.62	800,000.00	-----	857,110.67	-----	938,151.95
U.S. Fish and Wildlife Service, Interior	No Year	014	014	5573	016	1,064,028.82	1,590,000.00	-----	1,532,325.20	-----	1,121,703.62
Environmental Protection Agency	No Year	068	014	5573	000	126,385.55	386,000.00	-----	384,168.82	-----	128,216.73
Subtotal			014	5573	000	52,227,164.36	69,055,163.04	-----	34,112,478.83	-----	87,169,848.57
Geothermal Steam Implementation Fund Fund Resources: Undisbursed Funds	No Year		014	5575	000	32,372.40	-----	-----	-----	-----	32,372.40
Transfer To:											
Forest Service, Agriculture	No Year	012	014	5575	011	9,189.56	-----	-----	-----	-----	9,189.56

Footnotes at End of Chapter

Appropriations, Outlays, and Balances - Continued

Appropriation or Fund Account Title	Account Symbol				Balances, Beginning of Fiscal Year	Appropriations and Other Obligational Authority ¹	Transfers Borrowings and Investment (Net) ²	Outlays (Net)	Balances Withdrawn and Other Transactions ³	Balances, End of Fiscal Year	
	Period of Availability	ATA	AID	MAIN							SUB
Subtotal			014	5575	000	41,561.96	-----	-----	-----	41,561.96	
Naval Petroleum Reserve Numbered 2 Lease Revenue Account Fund Resources:											
Undisbursed Funds	No Year		014	5576	000	478,369.32	-----	-----	3,659.43	474,709.89	
Ojito Land Acquisition, Interior Fund Resources:											
Undisbursed Funds	No Year		014	5612	000	382,000.00	-----	-----	-----	382,000.00	
Payments to Counties, Oregon and California Grant Lands, Bureau of Land Management Fund Resources:											
Undisbursed Funds	No Year		014	5884	000	3,114,798.17	25,814,588.44	-----	25,814,588.44	3,114,798.17	
Payments to Counties, National Grasslands, Bureau of Land Management Fund Resources:											
Undisbursed Funds	No Year		014	5896	000	120,866.75	450,496.20	-----	428,107.20	143,255.75	
Payments to Coos and Douglas Counties, Oregon, from Receipts, Coos Bay Wagon Road Grant Lands, Bureau of Land Management Fund Resources:											
Undisbursed Funds	No Year		014	5898	000	4,205,130.04	222,709.53	-----	222,709.53	4,205,130.04	
Public Enterprise Funds											
Helium Fund, Bureau of Land Management Fund Resources:											
Undisbursed Funds	No Year		014	4053	000	189,181,447.04	-----	-----	-41,755,423.17	60,000,000.00	170,936,870.21
Intragovernmental Funds											
Working Capital Fund, Bureau of Land Management Fund Resources:											
Undisbursed Funds	No Year		014	4525	000	191,678,568.95	-----	635.00	-40,988,343.69	-----	232,667,547.64
Funds Held Outside the Treasury						42,711.00	-----	-635.00	-----	-----	42,076.00
Subtotal			014	4525	000	191,721,279.95	-----	-----	-40,988,343.69	-----	232,709,623.64
Trust Fund Accounts											
Land and Resources Management Trust Fund, Bureau of Land Management Fund Resources:											
Undisbursed Funds	No Year		014	8069	000	75,240,499.33	23,789,725.91	-----	18,816,553.53	-----	80,213,671.71
Total, Bureau of Land Management						2,680,461,687.51	1,765,042,674.33	-----	1,456,808,315.77	63,549,584.11	2,925,146,461.96
Bureau of Ocean Energy Management											
General Fund Accounts											
Ocean Energy Management, Bureau of Ocean Energy Management, Interior Fund Resources:											
Undisbursed Funds	2020-2021		014	1917	000	-----	131,611,000.00	-----	94,098,571.61	-----	37,512,428.39
	2019-2020					40,073,175.50	-----	-----	28,908,106.46	-----	11,165,069.04
	2018-2019					8,420,688.26	-----	-----	4,566,279.54	-----	3,854,408.72
	2017-2018					775,190.40	-----	-----	83,422.98	-----	691,767.42
	2016-2017					228,136.88	-----	-----	-9,441.01	-----	237,577.89
	2015-2016					148,800.93	-----	-----	-----	-----	148,800.93
	2014-2015					224,800.67	-----	-----	-----	224,800.67	-----

Footnotes at End of Chapter

Appropriations, Outlays, and Balances - Continued

Appropriation or Fund Account Title	Account Symbol				Balances, Beginning of Fiscal Year	Appropriations and Other Obligational Authority ¹	Transfers Borrowings and Investment (Net) ²	Outlays (Net)	Balances Withdrawn and Other Transactions ³	Balances, End of Fiscal Year	
	Period of Availability	ATA	AID	MAIN							SUB
	No Year				89,591,538.09	14,906,355.46	-----	-2,951,463.03	-----	107,449,356.58	
	Subtotal		014	1917	000	139,462,330.73	-----	124,695,476.55	224,800.67	161,059,408.97	
Total, Bureau of Ocean Energy Management					139,462,330.73	146,517,355.46	-----	124,695,476.55	224,800.67	161,059,408.97	
Office of Surface Mining Reclamation and Enforcement											
General Fund Accounts											
Regulation and Technology, Office of Surface Mining Reclamation and Enforcement											
Fund Resources:											
Undisbursed Funds											
	2020-2021		014	1801	000	-----	117,768,000.00	-----	39,746,333.14	-----	78,021,666.86
	2019-2020					77,331,411.21	-----	63,416,491.43	-----	13,914,919.78	
	2018-2019					14,310,222.90	-----	8,214,229.76	-----	6,095,993.14	
	2017-2018					3,434,369.67	-----	8,704.76	-----	3,425,664.91	
	2016-2017					2,136,906.47	-----	39,485.72	-----	2,097,420.75	
	2015-2016					3,765,364.46	-----	103,537.69	-----	3,661,826.77	
	2014-2015					3,837,071.48	-----	23,936.56	3,813,134.92	-----	
	No Year					147,716.26	25,857.60	-----	25,857.60	-----	147,716.26
	Subtotal		014	1801	000	104,963,062.45	117,793,857.60	-----	111,578,576.66	3,813,134.92	107,365,208.47
Payments in Lieu of Coal Fee Receipts, Office of Surface Mining Reclamation and Enforcement											
Fund Resources:											
Undisbursed Funds											
	No Year		014	1803	000	434,842,265.93	42,260,105.00	-----	71,956,091.89	-----	405,146,279.04
Supplemental Payments to UMWA Health Plans, Office of Surface Mining Reclamation and Enforcement											
Fund Resources:											
Undisbursed Funds											
	No Year		014	1804	000	-----	1,907,720,363.00	-----	1,907,720,363.00	-----	-----
Special Fund Accounts											
Abandoned Mine Reclamation Fund, Office of Surface Mining Reclamation and Enforcement											
Fund Resources:											
Undisbursed Funds											
	No Year		014	5015	000	368,670,910.79	293,697,127.57	31,533,159.87	260,403,291.88	-----	433,497,906.35
Unrealized Discount on Investments											
						-27,282,229.59	-----	14,530,640.59	-----	-----	-12,751,589.00
Investments in US Treasury Securities											
						2,679,356,097.30	-----	-46,063,800.46	-----	-----	2,633,292,296.84
	Subtotal		014	5015	000	3,020,744,778.50	293,697,127.57	-----	260,403,291.88	-----	3,054,038,614.19
Regulation and Technology, Civil Penalties, Office of Surface Mining Reclamation and Enforcement											
Fund Resources:											
Undisbursed Funds											
	No Year		014	5063	000	1,478,723.34	13,228.37	-----	303,733.85	-----	1,188,217.86
Total, Office of Surface Mining Reclamation and Enforcement						3,562,028,830.22	2,361,484,681.54	-----	2,351,962,057.28	3,813,134.92	3,567,738,319.56
Bureau of Safety and Environmental Enforcement											
General Fund Accounts											
Offshore Safety and Environmental Enforcement, Bureau of Safety and Environmental Enforcement, Interior											
Fund Resources:											
Undisbursed Funds											
	2020-2021		014	1700	000	-----	123,333,000.00	-----	88,525,372.01	-----	34,807,627.99
	2019-2020					30,719,333.29	-4,788,000.00	-----	22,767,945.75	-----	3,163,387.54

Footnotes at End of Chapter

Appropriations, Outlays, and Balances - Continued

Appropriation or Fund Account Title	Account Symbol				Balances, Beginning of Fiscal Year	Appropriations and Other Obligational Authority ¹	Transfers Borrowings and Investment (Net) ²	Outlays (Net)	Balances Withdrawn and Other Transactions ³	Balances, End of Fiscal Year	
	Period of Availability	ATA	AID	MAIN							SUB
	2019				-6,867.22	-----	-----	-6,867.22	-----	-----	
	2018-2019				3,967,783.67	-----	-----	3,246,078.68	-----	721,704.99	
	2017-2018				518,500.99	-----	-----	166.52	-----	518,334.47	
	2016-2017				238,134.60	-----	-----	471.64	-----	237,662.96	
	2015-2016				662,755.48	-----	-----	4,422.40	-----	658,333.08	
	2014-2015				676,674.59	-----	-----	-181.14	676,855.73	-----	
	No Year				125,240,531.38	16,242,026.03	-----	12,034,185.63	-----	129,448,371.78	
	Subtotal		014	1700	000	162,016,846.78	134,787,026.03	-----	126,571,594.27	676,855.73	169,555,422.81
Oil Spill Research, Bureau of Safety and Environmental Enforcement Fund Resources:											
Undisbursed Funds	No Year		014	1920	000	124,838.26	-----	-----	-----	-----	124,838.26
Trust Fund Accounts											
Oil Spill Research, Bureau of Safety and Environmental Enforcement, Interior Fund Resources:											
Undisbursed Funds	No Year		014	8370	000	28,801,468.87	14,899,000.00	-----	9,998,107.28	-----	33,702,361.59
Total, Bureau of Safety and Environmental Enforcement					190,943,153.91	149,686,026.03	-----	136,569,701.55	676,855.73	203,382,622.66	
Total, Land and Minerals Management					6,572,896,002.37	4,422,730,737.36	-----	4,070,035,551.15	68,264,375.43	6,857,326,813.15	
Water and Science											
Bureau of Reclamation											
General Fund Accounts											
Loan Program, Liquidating Account, Bureau of Reclamation, Interior Fund Resources:											
Undisbursed Funds	No Year		014	0667	000	-----	-----	-----	-792,853.24	⁵ 792,853.24	-----
Water and Related Resources, Bureau of Reclamation, Interior Fund Resources:											
Undisbursed Funds	2020-2021		014	0680	000	-----	12,000,000.00	-----	4,979,396.11	-----	7,020,603.89
	2020				-----	-----	-----	-347,204.61	-----	-----	347,204.61
	2019				239,551.57	-----	-----	239,551.57	-----	-----	-----
	No Year				2,297,425,091.65	1,427,080,593.93	-33,884,593.93	1,121,378,113.76	-----	-----	2,569,242,977.89
Funds Held Outside the Treasury					1,200.00	-----	-----	-----	-----	-----	1,200.00
	Subtotal		014	0680	000	2,297,665,843.22	1,439,080,593.93	-33,884,593.93	1,126,249,856.83	-----	2,576,611,986.39
Water and Related Resources - Recovery Act, Bureau of Reclamation, Interior Fund Resources:											
Undisbursed Funds	No Year		014	0681	000	462,484.60	-----	-----	-----	-----	462,484.60
Bureau of Reclamation Loans Program Account, Bureau of Reclamation, Interior Fund Resources:											
Undisbursed Funds	No Year		014	0685	000	4,299.91	252,490.00	-----	252,596.93	-----	4,192.98
California Bay-Delta Restoration, Bureau of Reclamation, Interior Fund Resources:											
Undisbursed Funds	No Year		014	0687	000	63,567,258.95	33,000,000.00	-----	25,313,500.74	-----	71,253,758.21

Footnotes at End of Chapter

Appropriations, Outlays, and Balances - Continued

Appropriation or Fund Account Title	Account Symbol				Balances, Beginning of Fiscal Year	Appropriations and Other Obligational Authority ¹	Transfers Borrowings and Investment (Net) ²	Outlays (Net)	Balances Withdrawn and Other Transactions ³	Balances, End of Fiscal Year	
	Period of Availability	ATA	AID	MAIN							SUB
Taos Settlement Fund, Bureau of Reclamation, Interior Fund Resources: Undisbursed Funds	No Year		014	2638	000	16,000,000.00	-----	-----	-----	16,000,000.00	
Special Fund Accounts											
Operation and Maintenance of Quarters, Bureau of Reclamation, Interior Fund Resources: Undisbursed Funds	No Year		014	5053	000	896,287.23	294,433.81	-----	163,077.04	-----	1,027,644.00
Operation, Maintenance, and Replacement of Project Works, North Platte Project (Gering and Fort Laramie, Goshen, and Pathfinder Irrigation Districts), Bureau of Reclamation Fund Resources: Undisbursed Funds	No Year		014	5058	000	33,359.77	4,421.18	-----	-----	-----	37,780.95
Payments to Farmers' Irrigation District (North Platte Project, Neb.-Wyo.), Bureau of Reclamation Fund Resources: Undisbursed Funds	No Year		014	5059	000	398.00	-----	-----	-----	-----	398.00
Policy and Administration, Bureau of Reclamation, Interior Fund Resources: Undisbursed Funds	2020-2021		014	5065	000	-----	68,100,000.00	-----	50,730,622.38	-----	17,369,377.62
	2019-2020					16,696,371.92	-----	-----	15,281,006.87	-----	1,415,365.05
	2018-2019					1,546,307.50	-----	-----	1,067,765.00	-----	478,542.50
	2017-2018					402,927.37	-----	-----	1,946.65	-----	400,980.72
	2016-2017					397,791.02	-----	-----	11,864.51	-----	385,926.51
	2015-2016					947,693.35	-----	-----	-----	-----	947,693.35
	2014-2015					908,225.29	-----	-----	-----	908,225.29	-----
	No Year					4,803,559.86	-----	-----	1,999.17	-----	4,801,560.69
	Subtotal		014	5065	000	25,702,876.31	68,100,000.00	-----	67,095,204.58	908,225.29	25,799,446.44
Payments to Local Units, Klamath Reclamation Area, Bureau of Reclamation Fund Resources: Undisbursed Funds	No Year		014	5103	000	0.41	560,522.47	-----	560,522.47	-----	0.41
Recreation Enhancement Fee Program, Bureau of Reclamation Fund Resources: Undisbursed Funds	No Year		014	5109	000	2,006,266.18	829,574.72	-----	571,924.18	-----	2,263,916.72
Central Valley Project Restoration Fund, Bureau of Reclamation Fund Resources: Undisbursed Funds	No Year		014	5173	000	100,262,383.83	54,849,000.00	-----	41,891,148.90	-----	113,220,234.93
Water and Related Resources, Reclamation Fund, Bureau of Reclamation Fund Resources: Undisbursed Funds	No Year		014	5430	000	-----	115,406.07	-115,406.07	-----	-----	-----
San Gabriel Basin Restoration Fund, Bureau of Reclamation Fund Resources: Undisbursed Funds	No Year		014	5483	000	48.75	-----	-----	-----	-----	48.75
San Joaquin River Restoration Fund, Bureau of Reclamation, Interior Fund Resources: Undisbursed Funds	No Year		014	5537	000	14,857,840.10	232,115,109.95	-----	3,285,146.91	-----	243,687,803.14

Footnotes at End of Chapter

Appropriations, Outlays, and Balances - Continued

Appropriation or Fund Account Title	Account Symbol				Balances, Beginning of Fiscal Year	Appropriations and Other Obligational Authority ¹	Transfers Borrowings and Investment (Net) ²	Outlays (Net)	Balances Withdrawn and Other Transactions ³	Balances, End of Fiscal Year	
	Period of Availability	ATA	AID	MAIN							SUB
Reclamation Water Settlements Fund, Bureau of Reclamation, Interior Fund Resources:											
Undisbursed Funds	No Year		014	5593	000	20,173,597.07	123,285,484.02	-102,471,939.37	2,806,245.25	-----	38,180,896.47
Unrealized Discount on Investments						-1,947,212.49	-----	1,946,524.70	-----	-----	-687.79
Investments in US Treasury Securities						142,893,709.70	-----	100,525,414.67	-----	-----	243,419,124.37
Subtotal			014	5593	000	161,120,094.28	123,285,484.02	-----	2,806,245.25	-----	281,599,333.05
Colorado River Dam Fund, Boulder Canyon Project, Bureau of Reclamation Fund Resources:											
Undisbursed Funds	No Year		014	5656	000	76,550,952.08	85,303,292.75	-----	79,710,562.57	574,206.54	81,569,475.72
Blackfeet Water Settlement Implementation Fund, Bureau of Reclamation, Interior Fund Resources:											
Undisbursed Funds	No Year		014	5668	000	-----	10,047,997.56	-10,047,997.56	-----	-----	-----
Investments in US Treasury Securities						-----	-----	44,047,997.56	-----	-----	44,047,997.56
Subtotal			014	5668	000	- 0 -	10,047,997.56	34,000,000.00	-----	-----	44,047,997.56
Public Enterprise Funds											
Lower Colorado River Basin Development Fund, Bureau of Reclamation Fund Resources:											
Undisbursed Funds	No Year		014	4079	000	36,317,785.45	5,023,000.00	33,495,633.62	72,926,419.07	-----	1,910,000.00
Unrealized Discount on Investments						-1,778,061.05	-----	1,778,061.05	-----	-----	-----
Investments in US Treasury Securities						357,846,032.49	-----	-35,273,694.67	-----	-----	322,572,337.82
Subtotal			014	4079	000	392,385,756.89	5,023,000.00	-----	72,926,419.07	-----	324,482,337.82
Upper Colorado River Basin Fund, Bureau of Reclamation Fund Resources:											
Undisbursed Funds	No Year		014	4081	000	491,126,369.64	91,332,000.00	-----	138,915,350.41	⁵ 7,429,855.48	436,113,163.75
Intragovernmental Funds											
Working Capital Fund, Bureau of Reclamation Fund Resources:											
Undisbursed Funds	No Year		014	4524	000	86,498,793.00	-----	-----	-33,871,178.71	-----	120,369,971.71
Trust Fund Accounts											
Reclamation Trust Funds, Bureau of Reclamation Fund Resources:											
Undisbursed Funds	No Year		014	8070	000	28,128,757.08	281,377.00	-----	306,274.74	-----	28,103,859.34
Total, Bureau of Reclamation						3,757,270,070.23	2,144,474,703.46	0.00	1,525,383,798.67	9,705,140.55	4,366,655,834.47
Central Utah Project											
General Fund Accounts											
Central Utah Project Completion Account, Interior Fund Resources:											
Undisbursed Funds	2020-2021		014	0787	000	-----	2,000,000.00	-----	981,486.39	-----	1,018,513.61
	2019-2020					630,127.56	-----	-----	630,127.56	-----	-----
	2018-2019					462.42	-----	-----	460.36	-----	2.06
	2016-2017					57,663.78	-----	-----	-----	-----	57,663.78
	No Year					1,020,414.98	16,700,000.00	-----	16,276,371.23	-----	1,444,043.75

Footnotes at End of Chapter

Appropriations, Outlays, and Balances - Continued

Appropriation or Fund Account Title	Account Symbol				Balances, Beginning of Fiscal Year	Appropriations and Other Obligational Authority ¹	Transfers Borrowings and Investment (Net) ²	Outlays (Net)	Balances Withdrawn and Other Transactions ³	Balances, End of Fiscal Year
	Period of Availability	ATA	AID	MAIN SUB						
Special Fund Accounts										
Subtotal			014 0787	000	1,708,668.74	18,700,000.00	-----	17,888,445.54	-----	2,520,223.20
Utah Reclamation Mitigation and Conservation Account, Interior Fund Resources:										
Undisbursed Funds	No Year		014 5174	000	16,294,454.36	12,626,972.28	-----	16,103,449.55	-----	12,817,977.09
Investments in US Treasury Securities					138,144,026.75	-----	-----	-----	-----	138,144,026.75
Subtotal			014 5174	000	154,438,481.11	12,626,972.28	-----	16,103,449.55	-----	150,962,003.84
Total, Central Utah Project					156,147,149.85	31,326,972.28	-----	33,991,895.09	-----	153,482,227.04
United States Geological Survey										
General Fund Accounts										
Surveys, Investigations, and Research, Geological Survey, Interior Fund Resources:										
Undisbursed Funds	2020-2022		014 0804	000	-----	-----	-----	-75,504.59	-----	75,504.59
	2020-2021				-----	1,110,456,000.00	-----	792,145,216.32	-----	318,310,783.68
	2019-2021				17,406.44	-----	-----	-11,125.37	-----	28,531.81
	2020				-----	-----	-----	2,913,791.10	-----	⁴ -2,913,791.10
	2019-2020				295,377,595.48	-----	-----	242,273,256.57	-----	53,104,338.91
	2018-2020				11,246.18	-----	-----	11,246.00	-----	0.18
	2019				-2,422,223.83	-----	-----	-2,365,379.54	-----	⁴ -56,844.29
	2018-2019				51,123,748.24	-----	-----	37,924,918.93	-----	13,198,829.31
	2017-2019				8,238.27	-----	-----	-----	-----	8,238.27
	2018				-122,533.76	-----	-----	-120,352.42	-----	⁴ -2,181.34
	2017-2018				9,617,613.83	-----	-----	4,539,724.07	-----	5,077,889.76
	2016-2018				301.77	-----	-----	-----	-----	301.77
	2017				668.62	-----	-----	668.62	-----	-----
	2016-2017				4,258,382.32	-----	-----	691,034.75	-----	3,567,347.57
	2015-2017				4,763.89	-----	-----	-----	-----	4,763.89
	2016				-0.01	-----	-----	-----	-----	⁴ -0.01
	2015-2016				4,097,144.33	-----	-----	261,380.61	-----	3,835,763.72
	2014-2016				8,118.51	-----	-----	-----	-----	8,118.51
	2014-2015				2,012,544.26	-----	-----	38,003.45	1,974,540.81	-----
	2013-2015				63.67	-----	-----	63.67	-----	-----
	No Year				219,619,335.08	160,501,000.00	-----	112,311,091.99	-----	267,809,243.09
Subtotal			014 0804	000	583,612,413.29	1,270,957,000.00	-----	1,190,538,034.16	1,974,540.81	662,056,838.32
Special Fund Accounts										
Operation and Maintenance of Quarters, Geological Survey Fund Resources:										
Undisbursed Funds	No Year		014 5055	000	133,002.68	102,853.72	-----	33,771.84	-----	202,084.56
Intragovernmental Funds										
Working Capital Fund, Geological Survey Fund Resources:										
Undisbursed Funds	No Year		014 4556	000	164,033,647.49	-----	-----	-34,968,806.60	-----	199,002,454.09

Footnotes at End of Chapter

Appropriations, Outlays, and Balances - Continued

Appropriation or Fund Account Title	Account Symbol				Balances, Beginning of Fiscal Year	Appropriations and Other Obligational Authority ¹	Transfers Borrowings and Investment (Net) ²	Outlays (Net)	Balances Withdrawn and Other Transactions ³	Balances, End of Fiscal Year	
	Period of Availability	ATA	AID	MAIN SUB							
Trust Fund Accounts											
Contributed Funds, Geological Survey, Interior Fund Resources:											
Undisbursed Funds	No Year		014	8562	000	2,619,678.13	1,335,780.22	----- 686,358.29	-----	3,269,100.06	
Total, United States Geological Survey						750,398,741.59	1,272,395,633.94	----- 1,156,289,357.69	1,974,540.81	864,530,477.03	
Total, Water and Science						4,663,815,961.67	3,448,197,309.68	0.00	2,715,665,051.45	11,679,681.36	5,384,668,538.54
Fish and Wildlife and Parks											
United States Fish and Wildlife Service											
General Fund Accounts											
Resource Management, United States Fish and Wildlife Service Fund Resources:											
Undisbursed Funds	2020-2023		014	1611	000	-----	4,000,000.00	-----	-----	4,000,000.00	
	2020-2021					-----	1,364,089,000.00	-----	845,791,701.21	518,297,298.79	
	2020					-----	-----	-----	146,834.83	⁴ -146,834.83	
	2019-2020					462,391,350.26	-----	-----	322,169,751.98	140,221,598.28	
	2019					-464,141.70	-----	-----	-461,457.52	⁴ -2,684.18	
	2018-2019					155,488,302.39	-----	-----	84,280,003.56	71,208,298.83	
	2018					-21,224.47	-----	-----	-9,929.85	⁴ -11,294.62	
	2017-2018					50,447,877.63	-----	-----	28,243,228.91	22,204,648.72	
	2017					-218,415.08	-----	-----	-217,379.69	⁴ -1,035.39	
	2016-2017					21,051,254.35	-----	-----	8,851,356.93	12,199,897.42	
	2015-2016					12,794,638.72	-----	-----	4,392,284.70	8,402,354.02	
	2014-2015					9,068,843.17	-----	-----	1,262,182.26	7,806,660.91	
	No Year					14,974,316.00	200,000.00	-----	3,837,936.92	11,336,379.08	
	Subtotal		014	1611	000	725,512,801.27	1,368,289,000.00	-----	1,298,286,514.24	787,708,626.12	
Construction, United States Fish and Wildlife Service Fund Resources:											
Undisbursed Funds	No Year		014	1612	000	397,489,777.61	29,704,000.00	-----	73,228,256.87	353,965,520.74	
Multinational Species Conservation Fund, United States Fish and Wildlife Service Fund Resources:											
Undisbursed Funds	No Year		014	1652	000	13,273,892.52	15,000,000.00	-----	7,854,975.35	20,418,917.17	
National Wildlife Refuge Fund, United States Fish and Wildlife Service Fund Resources:											
Undisbursed Funds	2020		014	1691	000	-----	13,228,000.00	-----	13,228,000.00	-----	
Neotropical Migratory Bird Conservation, U.S. Fish and Wildlife Service Fund Resources:											
Undisbursed Funds	No Year		014	1696	000	7,514,264.49	4,910,000.00	-----	3,521,625.48	8,902,639.01	
Special Fund Accounts											
Land Acquisition, United States Fish and Wildlife Service Fund Resources:											
Undisbursed Funds	No Year		014	5020	000	100,558,891.20	70,715,000.00	-----	46,963,491.39	3,628,000.00	120,682,399.81

Footnotes at End of Chapter

Appropriations, Outlays, and Balances - Continued

Appropriation or Fund Account Title	Account Symbol				Balances, Beginning of Fiscal Year	Appropriations and Other Obligational Authority ¹	Transfers Borrowings and Investment (Net) ²	Outlays (Net)	Balances Withdrawn and Other Transactions ³	Balances, End of Fiscal Year	
	Period of Availability	ATA	AID	MAIN							SUB
Federal Aid to Wildlife Restoration, United States Fish and Wildlife Service Fund Resources:											
Undisbursed Funds	No Year		014	5029	000	102,446,531.71	753,339,180.86	-57,732,492.05	750,776,660.92	-----	47,276,559.60
Unrealized Discount on Investments						-28,642,646.25	-----	17,732,492.05	-----	-----	-10,910,154.20
Investments in US Treasury Securities						2,020,000,000.00	-----	40,000,000.00	-----	-----	2,060,000,000.00
Subtotal			014	5029	000	2,093,803,885.46	753,339,180.86	-----	750,776,660.92	-----	2,096,366,405.40
Operation and Maintenance of Quarters, United States Fish and Wildlife Service Fund Resources:											
Undisbursed Funds	No Year		014	5050	000	8,242,853.60	3,272,685.40	-----	3,050,347.37	-----	8,465,191.63
National Wildlife Refuge Fund, United States Fish and Wildlife Service Fund Resources:											
Undisbursed Funds	No Year		014	5091	000	° 6,463,600.48	6,840,436.25	-----	7,657,981.68	-----	5,646,055.05
Proceeds from Sales, Water Resource Development Projects, United States Fish and Wildlife Service Fund Resources:											
Undisbursed Funds	No Year		014	5092	000	° 804,946.15	145,904.19	-----	145,465.66	-----	805,384.68
Migratory Bird Conservation Account, United States Fish and Wildlife Service Fund Resources:											
Undisbursed Funds	No Year		014	5137	000	44,100,695.14	85,642,595.79	-----	66,548,396.47	-----	63,194,894.46
Cooperative Endangered Species Conservation Fund, United States Fish and Wildlife Service Fund Resources:											
Undisbursed Funds	No Year		014	5143	000	95,976,251.57	89,872,193.00	-----	86,134,768.86	18,771,000.00	80,942,675.71
Lahontan Valley and Pyramid Lake Fish and Wildlife Fund, United States Fish and Wildlife Service Fund Resources:											
Undisbursed Funds	No Year		014	5157	000	1,281,956.60	336,011.00	-----	633,263.98	-----	984,703.62
North American Wetlands Conservation Fund, United States Fish and Wildlife Service Fund Resources:											
Undisbursed Funds	No Year		014	5241	000	101,614,269.87	46,169,970.81	-----	46,623,317.80	-----	101,160,922.88
Recreation Fee Enhancement Program, U.S. Fish and Wildlife Service Fund Resources:											
Undisbursed Funds	No Year		014	5252	000	° 15,745,128.95	5,741,534.58	-----	4,786,412.47	-----	16,700,251.06
State and Tribal Wildlife Grants, U.S. Fish and Wildlife Service Fund Resources:											
Undisbursed Funds	No Year		014	5474	000	170,355,470.88	67,571,000.00	-----	62,179,675.31	-----	175,746,795.57
Cooperative Endangered Species Conservation Fund, from Land and Water Conservation Fund, U.S. Fish and Wildlife Service Fund Resources:											
Undisbursed Funds	No Year		014	5479	000	142,833,226.60	30,800,000.00	-----	45,799,251.49	-----	127,833,975.11
Landowner Incentive Program, U.S. Fish and Wildlife Service Fund Resources:											
Undisbursed Funds	No Year		014	5496	000	764,812.33	-----	-----	280,607.00	-----	484,205.33

Footnotes at End of Chapter

Appropriations, Outlays, and Balances - Continued

Appropriation or Fund Account Title	Account Symbol				Balances, Beginning of Fiscal Year	Appropriations and Other Obligational Authority ¹	Transfers Borrowings and Investment (Net) ²	Outlays (Net)	Balances Withdrawn and Other Transactions ³	Balances, End of Fiscal Year
	Period of Availability	ATA	AID	MAIN SUB						
Community Partnership Enhancement, U.S. Fish and Wildlife Service Fund Resources: Undisbursed Funds	No Year		014 5501	000	° 1,507.91	-----	-----	-----	-----	1,507.91
Coastal Impact Assistance, Fish and Wildlife Service, Interior Fund Resources: Undisbursed Funds	No Year		014 5579	000	5,315,073.68	-----	-----	316,461.82	-----	4,998,611.86
Trust Fund Accounts										
Sport Fish Restoration Account, United States Fish and Wildlife Service Fund Resources: Undisbursed Funds	No Year		014 8151	000	60,834,194.30	426,700,000.00	-----	421,180,552.50	-----	66,353,641.80
Contributed Funds, United States Fish and Wildlife Service Fund Resources: Undisbursed Funds	No Year		014 8216	000	16,178,965.11	6,218,786.37	-----	3,118,266.92	-----	19,279,484.56
Total, United States Fish and Wildlife Service					4,008,666,465.72	3,024,496,298.25	-----	2,942,314,293.58	30,205,660.91	4,060,642,809.48
National Park Service General Fund Accounts										
Urban Park and Recreation Fund, National Park Service, Interior Fund Resources: Undisbursed Funds	No Year		014 1031	000	70,307.27	-----	-----	70,175.27	-----	132.00
Contribution for Annuity Benefits, National Park Service Fund Resources: Undisbursed Funds	2020		014 1034	000	-----	43,181,000.00	-----	36,898,471.37	-----	6,282,528.63
	2019				7,442,399.03	-----	-----	3,337,832.38	-----	4,104,566.65
	2018				4,751,014.70	-----	-----	-----	-----	4,751,014.70
	2017				5,431,858.11	-----	-----	-----	-----	5,431,858.11
	2016				5,971,802.57	-----	-----	-----	-----	5,971,802.57
	2015				5,704,255.89	-----	-----	-----	5,704,255.89	-----
	Subtotal		014 1034	000	29,301,330.30	43,181,000.00	-----	40,236,303.75	5,704,255.89	26,541,770.66
Operation of the National Park System, National Park Service, Interior Fund Resources: Undisbursed Funds	2020-2021		014 1036	000	-----	304,934,445.00	-----	59,099,486.60	-----	245,834,958.40
	2020				-----	2,265,585,000.00	-----	1,886,831,289.73	-----	378,753,710.27
	2019-2020				244,197,730.22	-----	-----	130,600,377.43	-----	113,597,352.79
	2019				365,011,615.74	-----	-----	272,916,849.42	-----	92,094,766.32
	2018-2019				79,090,179.44	-----	-----	55,045,633.67	-----	24,044,545.77
	2018				106,978,518.76	-----	-----	52,069,841.67	-----	54,908,677.09
	2017-2018				14,085,900.08	-----	-----	10,046,283.29	-----	4,039,616.79
	2017				39,595,057.65	-----	-----	9,121,213.73	-----	30,473,843.92
	2016-2017				3,395,326.31	-----	-----	1,619,863.83	-----	1,775,462.48
	2016				36,696,725.63	-----	-----	2,781,318.44	-----	33,915,407.19
	2015-2016				747,913.55	-----	-----	62,440.74	-----	685,472.81
	2015				33,642,968.56	-----	-----	1,839,717.03	31,803,251.53	-----
	2014-2015				676,674.15	-----	-----	-----	676,674.15	-----

Footnotes at End of Chapter

Appropriations, Outlays, and Balances - Continued

Appropriation or Fund Account Title	Account Symbol				Balances, Beginning of Fiscal Year	Appropriations and Other Obligational Authority ¹	Transfers Borrowings and Investment (Net) ²	Outlays (Net)	Balances Withdrawn and Other Transactions ³	Balances, End of Fiscal Year
	Period of Availability	ATA	AID	MAIN						
	No Year				18,261,291.82	-----	-----	-1,740,293.28	-----	20,001,585.10
	Subtotal		014	1036	942,379,901.91	2,570,519,445.00	-----	2,480,294,022.30	32,479,925.68	1,000,125,398.93
Construction, National Park Service, Interior Fund Resources:										
Undisbursed Funds	No Year		014	1039	1,019,021,248.27	389,345,000.00	25,680.58	278,201,068.86	-----	1,130,190,859.99
Transfer To:										
Corps of Engineers	No Year	096	014	1039	1,693,559.39	-----	-----	179,598.05	-----	1,513,961.34
Funds Held Outside the Treasury					354,686.13	-----	-25,680.58	-----	-----	329,005.55
	Subtotal		014	1039	1,021,069,493.79	389,345,000.00	-----	278,380,666.91	-----	1,132,033,826.88
National Recreation and Preservation, National Park Service Fund Resources:										
Undisbursed Funds	2020		014	1042	-----	71,166,000.00	-----	34,409,162.03	-----	36,756,837.97
	2019				31,335,943.13	-----	-----	15,331,867.31	-----	16,004,075.82
	2018				14,452,857.75	-----	-----	8,667,574.49	-----	5,785,283.26
	2017				5,035,014.50	-----	-----	2,771,451.44	-----	2,263,563.06
	2016				2,143,834.02	-----	-----	749,027.95	-----	1,394,806.07
	2015				1,273,791.48	-----	-----	405,065.91	868,725.57	-----
	No Year				7,974,340.56	-----	-----	-687,151.73	-----	8,661,492.29
	Subtotal		014	1042	62,215,781.44	71,166,000.00	-----	61,646,997.40	868,725.57	70,866,058.47
Historic Preservation Fund, National Park Service, Interior Fund Resources:										
Undisbursed Funds	2018-2019		014	1046	49,012,476.16	-----	-----	1,134,536.84	-----	47,877,939.32
	2013-2015				9,764,054.42	-----	-----	9,233,689.68	530,364.74	-----
	Subtotal		014	1046	58,776,530.58	-----	-----	10,368,226.52	530,364.74	47,877,939.32
Centennial Challenge, National Park Service, Interior Fund Resources:										
Undisbursed Funds	No Year		014	2645	66,129,267.89	15,000,000.00	-----	13,285,812.34	-----	67,843,455.55
Special Fund Accounts										
Land Acquisition and State Assistance, National Park Service Fund Resources:										
Undisbursed Funds	No Year		014	5035	625,640,047.78	208,400,000.00	-----	93,542,710.74	2,279,000.00	738,218,337.04
Unfunded Contract Authority					° 56,160,000.00	-----	-----	-----	13,830,000.00	42,330,000.00
	Subtotal		014	5035	681,800,047.78	208,400,000.00	-----	93,542,710.74	16,109,000.00	780,548,337.04
Operation and Maintenance of Quarters, National Park Service Fund Resources:										
Undisbursed Funds	No Year		014	5049	16,406,772.55	21,353,884.40	-----	21,072,787.65	-----	16,687,869.30
Delaware Water Gap Route 209 Operations, National Park Service Fund Resources:										
Undisbursed Funds	No Year		014	5076	15,021.56	20,900.00	-----	11,166.62	-----	24,754.94
Recreation Enhancement Fee Program, National Park Service Fund Resources:										
Undisbursed Funds	No Year		014	5110	510,316,771.23	249,916,203.49	-----	248,658,926.80	-----	511,574,047.92

Footnotes at End of Chapter

Appropriations, Outlays, and Balances - Continued

Appropriation or Fund Account Title	Account Symbol				Balances, Beginning of Fiscal Year	Appropriations and Other Obligational Authority ¹	Transfers Borrowings and Investment (Net) ²	Outlays (Net)	Balances Withdrawn and Other Transactions ³	Balances, End of Fiscal Year	
	Period of Availability	ATA	AID	MAIN							SUB
Historic Preservation Fund, National Park Service Fund Resources: Undisbursed Funds	2019-2022		014	5140	000	50,000,000.00	-----	-----	105,752.43	-----	49,894,247.57
	2020-2021					-----	118,660,000.00	-----	13,266,300.77	-----	105,393,699.23
	2019-2020					90,322,360.10	-----	-----	35,656,128.80	-----	54,666,231.30
	2018-2019					49,687,947.31	-----	-----	15,140,985.92	-----	34,546,961.39
	2017-2018					21,481,379.93	-----	-----	4,423,921.88	-----	17,057,458.05
	2016-2017					6,488,214.78	-----	-----	2,144,318.17	-----	4,343,896.61
	2015-2016					981,285.20	-----	-----	578,756.11	-----	402,529.09
	2014-2015					743,655.82	-----	-----	316,233.39	427,422.43	-----
	Subtotal		014	5140	000	219,704,843.14	118,660,000.00	-----	71,632,397.47	427,422.43	266,305,023.24
Park Buildings Lease and Maintenance Fund, National Park Service Fund Resources: Undisbursed Funds	No Year		014	5163	000	30,302,296.08	9,497,492.11	-----	5,784,970.15	-----	34,014,818.04
Transportation Systems Fund, National Park Service Fund Resources: Undisbursed Funds	No Year		014	5164	000	57,396,571.04	44,119.34	-----	15,747,534.06	-----	41,693,156.32
Concessioner Improvement Accounts, National Park Service Fund Resources: Undisbursed Funds	No Year		014	5169	000	-----	8,463,718.07	-820,100.16	7,643,617.91	-----	-----
Funds Held Outside the Treasury						10,957,489.11	-----	820,100.16	-----	-----	11,777,589.27
	Subtotal		014	5169	000	10,957,489.11	8,463,718.07	-----	7,643,617.91	-----	11,777,589.27
User Fees for Filming and Photography on Public Lands, National Park Service Fund Resources: Undisbursed Funds	No Year		014	5247	000	6,330,850.52	783,622.21	-----	614,382.24	-----	6,500,090.49
Glacier Bay National Park, National Park Service Fund Resources: Undisbursed Funds	No Year		014	5412	000	45,959.99	-----	-----	23,485.00	-----	22,474.99
Park Concessions Franchise Fees, National Park Service Fund Resources: Undisbursed Funds	No Year		014	5431	000	253,638,519.69	69,755,369.72	-----	79,233,650.60	-----	244,160,238.81
Outer Continental Shelf Revenues, LWCF Share from Certain Leases, National Park Service Fund Resources: Undisbursed Funds	No Year		014	5536	000	138,453,267.91	117,625,000.00	-----	7,769,550.03	-----	248,308,717.88
Educational Expenses, Children of Employees, Yellowstone National Park, National Park Service Fund Resources: Undisbursed Funds	No Year		014	5663	000	17,677.81	-----	-----	-----	-----	17,677.81
Payment for Tax Losses on Land Acquired for Grand Teton National Park, National Park Service Fund Resources: Undisbursed Funds	No Year		014	5666	000	1,076.00	16,995.28	-----	17,141.28	-----	930.00
Trust Fund Accounts											

Footnotes at End of Chapter

Appropriations, Outlays, and Balances - Continued

Appropriation or Fund Account Title	Account Symbol				Balances, Beginning of Fiscal Year	Appropriations and Other Obligational Authority ¹	Transfers Borrowings and Investment (Net) ²	Outlays (Net)	Balances Withdrawn and Other Transactions ³	Balances, End of Fiscal Year
	Period of Availability	ATA	AID	MAIN						
Preservation, Birthplace of Abraham Lincoln, National Park Service Fund Resources:										
Undisbursed Funds	No Year		014	8052	6,885.00	3,442.50	-----	-----	-----	10,327.50
Investments in US Treasury Securities					51,000.00	-----	-----	-----	-----	51,000.00
	Subtotal		014	8052	57,885.00	3,442.50	-----	-----	-----	61,327.50
Total, National Park Service					4,105,387,662.59	3,893,752,192.12	-----	3,436,034,525.04	56,119,694.31	4,506,985,635.36
Total, Fish and Wildlife and Parks					8,114,054,128.31	6,918,248,490.37	-----	6,378,348,818.62	86,325,355.22	8,567,628,444.84
Indian Affairs										
Bureau of Indian Affairs and Bureau of Indian Education										
General Fund Accounts										
Operation of Indian Programs, Bureau of Indian Affairs and Bureau of Indian Education, Interior Fund Resources:										
Undisbursed Funds	2020-2021		014	2100	-----	2,019,898,614.00	-----	1,560,054,952.44	-----	459,843,661.56
	2019-2021				1,573,900.00	-----	-----	-37,143,736.79	-----	38,717,636.79
	2019-2020				671,277,012.23	-----	-----	579,597,889.81	-----	91,679,122.42
	2018-2020				25,407,485.71	-----	-----	20,626,975.53	-----	4,780,510.18
	2019				68,366.24	-----	-----	68,366.24	-----	-----
	2018-2019				85,479,909.63	-----	-----	55,212,804.95	-----	30,267,104.68
	2017-2019				1,711,539.32	-----	-----	1,056,046.03	-----	655,493.29
	2018				290.14	-----	-----	290.14	-----	-----
	2017-2018				25,704,238.83	-----	-----	11,868,257.67	-----	13,835,981.16
	2016-2018				664,229.93	-----	-----	394,653.15	-----	269,576.78
	2016-2017				13,244,019.88	-----	-----	862,924.99	-----	12,381,094.89
	2015-2017				124,184.65	-----	-----	114,912.24	-----	9,272.41
	2016				4,877.88	-----	-----	-----	-----	4,877.88
	2015-2016				10,711,965.88	-----	-----	514,283.82	-----	10,197,682.06
	2014-2015				9,023,739.28	-----	-8,726,110.09	297,629.19	-----	-----
	2013-2015				179.00	-----	-----	179.00	-----	-----
	No Year				107,880,188.04	59,327,622.63	9,044,302.19	57,880,992.15	-----	118,371,120.71
	Subtotal		014	2100	952,876,126.64	2,079,226,236.63	318,192.10	2,251,407,420.56	-----	781,013,134.81
White Earth Economic Development and Tribal Government Fund, Bureau of Indian Affairs Fund Resources:										
Undisbursed Funds	No Year		014	2204	1,039,729.23	371,437.23	-----	368,905.53	-----	1,042,260.93
Contract Support Costs, Bureau of Indian Affairs and Bureau of Indian Education, Interior Fund Resources:										
Undisbursed Funds	2020-2021		014	2240	-----	260,419,072.00	-----	225,076,945.48	-----	35,342,126.52
	2019-2020				18,561,215.68	51,635,477.84	-----	60,416,108.20	383,799.00	9,396,786.32
	2018-2019				11,302,304.89	4,587,331.00	-----	13,169,827.60	46,678.00	2,673,130.29
	2017-2018				3,853,021.75	-----	-----	2,404,746.85	-----	1,448,274.90
	2016-2017				436,633.93	-----	-----	251,613.00	-----	185,020.93

Footnotes at End of Chapter

Appropriations, Outlays, and Balances - Continued

Appropriation or Fund Account Title	Account Symbol				Balances, Beginning of Fiscal Year	Appropriations and Other Obligational Authority ¹	Transfers Borrowings and Investment (Net) ²	Outlays (Net)	Balances Withdrawn and Other Transactions ³	Balances, End of Fiscal Year	
	Period of Availability	ATA	AID	MAIN							SUB
	Subtotal		014	2240	000	34,153,176.25	316,641,880.84	-----	301,319,241.13	430,477.00	49,045,338.96
Construction, Bureau of Indian Affairs and Bureau of Indian Education, Interior Fund Resources:											
Undisbursed Funds	No Year		014	2301	000	757,271,430.62	123,689,000.00	-----	309,737,566.34	-----	571,222,864.28
Transfer To:											
Bureau of Reclamation, Interior	No Year	014	014	2301	006	3,529,297.14	2,902,000.00	-----	727,404.61	-----	5,703,892.53
	Subtotal		014	2301	000	760,800,727.76	126,591,000.00	-----	310,464,970.95	-----	576,926,756.81
Indian Land and Water Claim Settlements and Miscellaneous Payments to Indians, Bureau of Indian Affairs and Bureau of Indian Education, Interior Fund Resources:											
Undisbursed Funds	No Year		014	2303	000	72,391,389.98	45,644,000.00	-----	52,009,862.86	-----	66,025,527.12
Claims and Treaty Obligations, Bureau of Indian Affairs (Indefinite) Fund Resources:											
Undisbursed Funds	No Year		014	2623	000	2,720.00	40,500.00	-----	40,500.00	-----	2,720.00
Indian Direct Loan Program Account, Bureau of Indian Affairs, Interior Fund Resources:											
Undisbursed Funds	2020		014	2627	000	-----	931,806.00	-----	931,806.00	-----	-----
Indian Guaranteed Loan Program Account, Bureau of Indian Affairs and Bureau of Indian Education, Interior Fund Resources:											
Undisbursed Funds	2020		014	2628	000	-----	46,050,270.00	-----	38,720,736.79	-----	7,329,533.21
	2019					6,736,719.03	-----	-----	1,589,486.05	-----	5,147,232.98
	2018					2,254,691.79	-----	-----	792.59	-----	2,253,899.20
	2017					2,067,694.04	-----	-----	50,000.00	-----	2,017,694.04
	2016					244,193.82	-----	-----	-----	-----	244,193.82
	2015					318,192.10	-----	-318,192.10	-----	-----	-----
	Subtotal		014	2628	000	11,621,490.78	46,050,270.00	-318,192.10	40,361,015.43	-----	16,992,553.25
Career, Technical, and Adult Education, Education Fund Resources:											
Transfer To:											
Interior, Bureau of Indian Affairs	2020	014	091	0400	020	-----	1,069,403.00	-----	539,423.00	-----	529,980.00
	2019					496,215.00	-----	-----	496,215.00	-----	-----
	Subtotal		091	0400	000	496,215.00	1,069,403.00	-----	1,035,638.00	-----	529,980.00
Special Fund Accounts											
Operation and Maintenance of Quarters, Bureau of Indian Affairs Fund Resources:											
Undisbursed Funds	No Year		014	5051	000	7,627,734.88	5,337,428.97	-----	5,078,716.20	-----	7,886,447.65
Operation and Maintenance, Indian Irrigation Systems, Bureau of Indian Affairs (T) Fund Resources:											
Undisbursed Funds	No Year		014	5240	000	4,860,935.96	39,982,592.13	-2,353,000.00	34,963,444.95	-----	7,527,083.14
Unrealized Discount on Investments						-23,589.93	-----	23,589.93	-----	-----	-----
Investments in US Treasury Securities						48,389,589.93	-----	2,329,410.07	-----	-----	50,719,000.00

Footnotes at End of Chapter

Appropriations, Outlays, and Balances - Continued

Appropriation or Fund Account Title	Account Symbol				Balances, Beginning of Fiscal Year	Appropriations and Other Obligational Authority ¹	Transfers Borrowings and Investment (Net) ²	Outlays (Net)	Balances Withdrawn and Other Transactions ³	Balances, End of Fiscal Year	
	Period of Availability	ATA	AID	MAIN							SUB
Subtotal			014	5240	000	53,226,935.96	39,982,592.13	-----	34,963,444.95	-----	58,246,083.14
Alaska Resupply Program, Bureau of Indian Affairs Fund Resources:											
Undisbursed Funds	No Year		014	5242	000	806,391.77	263,594.48	-----	351,877.39	-----	718,108.86
Indian Water Rights and Habitat Acquisition Program, Bureau of Indian Affairs Fund Resources:											
Undisbursed Funds	No Year		014	5505	000	2,980,500.00	-----	-----	-----	-----	2,980,500.00
High-Hazard Indian Dam Safety Deferred Maintenance Fund, Bureau of Indian Affairs and Bureau of Indian Education, Interior Fund Resources:											
Undisbursed Funds	2017-2030		014	5637	000	1,544,835.58	23,682,195.20	-25,148,479.32	-----	-----	78,551.46
Unrealized Discount on Investments						-212,881.22	-----	134,360.54	-----	-----	-78,520.68
Investments in US Treasury Securities						68,462,881.22	-----	25,014,118.78	-----	-----	93,477,000.00
Subtotal			014	5637	000	69,794,835.58	23,682,195.20	-----	-----	-----	93,477,030.78
Low-Hazard Indian Dam Safety Deferred Maintenance Fund, Bureau of Indian Affairs and Bureau of Indian Education, Interior Fund Resources:											
Undisbursed Funds	2017-2030		014	5638	000	638,691.57	10,454,434.88	-11,058,481.88	-----	-----	34,644.57
Unrealized Discount on Investments						-138,763.99	-----	104,245.87	-----	-----	-34,518.12
Investments in US Treasury Securities						30,138,763.99	-----	10,954,236.01	-----	-----	41,093,000.00
Subtotal			014	5638	000	30,638,691.57	10,454,434.88	0.00	-----	-----	41,093,126.45
Indian Irrigation Fund, Bureau of Indian Affairs and Bureau of Indian Education, Interior Fund Resources:											
Undisbursed Funds	2017-2028		014	5639	000	56,469.73	26,233,088.56	-26,184,270.08	-----	1,134.20	104,154.01
Unrealized Discount on Investments						-303,180.29	-----	199,450.37	-----	-----	-103,729.92
Investments in US Treasury Securities						97,503,180.29	-----	25,984,819.71	-----	-----	123,488,000.00
Subtotal			014	5639	000	97,256,469.73	26,233,088.56	0.00	-----	1,134.20	123,488,424.09
Power Systems, Indian Irrigation Projects, Bureau of Indian Affairs Fund Resources:											
Undisbursed Funds	No Year		014	5648	000	22,282,902.70	71,019,146.49	4,229,000.00	73,880,601.18	-----	23,650,448.01
Unrealized Discount on Investments						-14,090.74	-----	14,090.74	-----	-----	-----
Investments in US Treasury Securities						28,904,090.74	-----	-4,243,090.74	-----	-----	24,661,000.00
Subtotal			014	5648	000	51,172,902.70	71,019,146.49	-----	73,880,601.18	-----	48,311,448.01
Public Enterprise Funds											
Revolving Fund for Loans, Liquidating Account, Bureau of Indian Affairs Fund Resources:											
Undisbursed Funds	No Year		014	4409	000	-----	-----	-----	-141,066.37	⁵ 141,066.37	-----
Trust Fund Accounts											
Gifts and Donations, Bureau of Indian Affairs Fund Resources:											
Undisbursed Funds	No Year		014	8361	000	4,242,320.67	120,057.44	-----	1,376,152.29	-----	2,986,225.82
Total, Bureau of Indian Affairs and Bureau of Indian Education						2,151,128,358.50	2,793,659,071.85	0.00	3,073,449,086.10	572,677.57	1,870,765,666.68

Footnotes at End of Chapter

Appropriations, Outlays, and Balances - Continued

Appropriation or Fund Account Title	Account Symbol					Balances, Beginning of Fiscal Year	Appropriations and Other Obligational Authority ¹	Transfers Borrowings and Investment (Net) ²	Outlays (Net)	Balances Withdrawn and Other Transactions ³	Balances, End of Fiscal Year
	Period of Availability	ATA	AID	MAIN	SUB						
Total, Indian Affairs						2,151,128,358.50	2,793,659,071.85	0.00	3,073,449,086.10	572,677.57	1,870,765,666.68
<p style="text-align: center;">Bureau of Mines General Fund Accounts</p>											
Mines and Minerals, Bureau of Mines, Interior Fund Resources: Undisbursed Funds	No Year		014	0959	000	145,631.51	-----	-----	-----	-----	145,631.51
Total, Bureau of Mines						145,631.51	-----	-----	-----	-----	145,631.51
<p style="text-align: center;">Departmental Offices General Fund Accounts</p>											
Departmental Operations, Office of the Secretary, Interior Fund Resources: Undisbursed Funds	2020-2021		014	0102	000	-----	255,251,000.00	-----	76,788,988.45	-----	178,462,011.55
	2020					-----	-----	-----	361,566.47	-----	⁴ -361,566.47
	2019-2020					38,283,405.48	-----	1,137,834.86	36,997,103.81	-----	2,424,136.53
	2019					-1,173,304.38	-----	-----	-1,153,943.64	-----	⁴ -19,360.74
	2018-2019					5,081,710.55	-----	-----	3,282,927.37	-----	1,798,783.18
	2018					-156,389.17	-----	-----	-156,389.17	-----	-----
	2017-2018					3,965,338.74	-----	-----	415,931.32	-----	3,549,407.42
	2017					-289.13	-----	-----	-289.13	-----	-----
	2016-2017					1,570,851.12	-----	-----	-10,859.26	-----	1,581,710.38
	2015-2016					2,867,325.32	-----	-----	-56,750.11	-----	2,924,075.43
	2014-2015					2,116,242.96	-----	-----	-21,273.85	2,137,516.81	-----
	No Year					55,393,734.75	9,022,578.37	-----	28,646,155.77	-----	35,770,157.35
Transfer To:											
Departmental Operations, Office of the Secretary, Interior	2020-2021	014	014	0102	001	-----	265,000.00	-----	-----	-----	265,000.00
Office of Inspector General, Interior	No Year	014	014	0102	002	349,251.46	-----	-----	133.37	-----	349,118.09
National Park Service	2020-2021	014	014	0102	007	-----	5,317,000.00	-----	1,465,212.00	-----	3,851,788.00
US Geological Survey, Interior	No Year	014	014	0102	008	50,452.00	-----	-----	19,001.06	-----	31,450.94
National Park Service, Interior	No Year	014	014	0102	010	9,825,999.68	-----	-----	4,712,957.27	-----	5,113,042.41
Bureau of Land Management	2020-2021	014	014	0102	011	-----	3,753,000.00	-----	884,560.46	-----	2,868,439.54
	No Year					230,684.02	-----	-----	120,509.42	-----	110,174.60
United States Fish and Wildlife Service	2020-2021	014	014	0102	016	-----	3,585,000.00	-----	959,538.03	-----	2,625,461.97
	No Year					9,197,106.60	-----	-----	3,838,033.58	-----	5,359,073.02
Bureau of Ocean Energy Management, Interior	No Year	014	014	0102	019	335,594.21	-----	-----	197,666.08	-----	137,928.13
Bureau of Safety and Environmental Enforcement, Interior	No Year	014	014	0102	022	22,661.93	-----	-----	-----	-----	22,661.93
	Subtotal		014	0102	000	127,960,376.14	277,193,578.37	1,137,834.86	157,290,779.30	2,137,516.81	246,863,493.26
<p style="text-align: center;">Special Fund Accounts</p>											
Payments to States from Receipts Under Mineral Leasing, Public and											

Footnotes at End of Chapter

Appropriations, Outlays, and Balances - Continued

Appropriation or Fund Account Title	Account Symbol				Balances, Beginning of Fiscal Year	Appropriations and Other Obligational Authority ¹	Transfers Borrowings and Investment (Net) ²	Outlays (Net)	Balances Withdrawn and Other Transactions ³	Balances, End of Fiscal Year	
	Period of Availability	ATA	AID	MAIN							SUB
Acquired Military Lands, Office of Natural Resources Revenue, Interior Fund Resources: Undisbursed Funds	No Year		014	5003	000	137,029,459.11	1,342,915,213.56	-----	1,398,723,955.91	-----	81,220,716.76
Payments to Alaska from Oil and Gas Leases, National Petroleum Reserve, Office of Natural Resources Revenue, Interior Fund Resources: Undisbursed Funds	No Year		014	5045	000	4,472,671.75	21,011,859.67	-----	13,487,172.33	-----	11,997,359.09
Indian Arts and Crafts Fund, Departmental Management Fund Resources: Undisbursed Funds	No Year		014	5130	000	247,363.18	8,305.92	-----	3,995.00	-----	251,674.10
Payment to Oklahoma (Royalties), Office of Natural Resources Revenue, Interior Fund Resources: Undisbursed Funds	No Year		014	5134	000	721.35	4,724.99	-----	5,167.56	-----	278.78
Payments to States, National Forest Fund, Office of Natural Resources Revenue, Interior Fund Resources: Undisbursed Funds	No Year		014	5243	000	2,915,587.07	4,022,743.07	-----	3,785,401.17	-----	3,152,928.97
Payments to States, Flood Control Act of 1954, Office of Natural Resources Revenue, Interior Fund Resources: Undisbursed Funds	No Year		014	5248	000	13,186,553.59	36,816,492.91	-----	34,644,319.86	-----	15,358,726.64
Environmental Improvement and Restoration Fund, Office of Natural Resources Revenue, Interior Fund Resources: Undisbursed Funds	No Year		014	5425	000	7,099,641.11	26,251,732.11	-26,424,789.31	-----	-----	6,926,583.91
Unrealized Discount on Investments						-28,138,810.78	-----	2,059,222.53	-----	-----	-26,079,588.25
Investments in US Treasury Securities						1,517,871,798.44	-----	24,365,566.78	-----	-----	1,542,237,365.22
Subtotal			014	5425	000	1,496,832,628.77	26,251,732.11	0.00	-----	-----	1,523,084,360.88
State's Share from Certain Gulf of Mexico Leases, Office of Natural Resources Revenue, Interior Fund Resources: Undisbursed Funds	No Year		014	5535	000	420,697,109.45	246,522,160.61	-----	352,963,139.66	-----	314,256,130.40
Departmental Operations, Land and Water Conservation Fund, Departmental Offices, Interior Fund Resources: Undisbursed Funds	No Year		014	5571	000	648,293.22	10,000,000.00	-----	9,957,289.93	-----	691,003.29
Geothermal Lease Revenues, Payment to Counties, Office of Natural Resources Revenue, Interior Fund Resources: Undisbursed Funds	No Year		014	5574	000	268,514.82	4,185,266.22	-----	4,206,636.26	-----	247,144.78
Trust Fund Accounts											
Gifts and Bequest, Take Pride in America, Interior Fund Resources: Undisbursed Funds	No Year		014	8369	000	63,094.85	-----	-----	-----	-----	63,094.85
Total, Departmental Offices						2,204,322,373.30	1,968,932,077.43	1,137,834.86	1,975,067,856.98	2,137,516.81	2,197,186,911.80
Insular Affairs											

Footnotes at End of Chapter

Appropriations, Outlays, and Balances - Continued

Appropriation or Fund Account Title	Account Symbol				Balances, Beginning of Fiscal Year	Appropriations and Other Obligational Authority ¹	Transfers Borrowings and Investment (Net) ²	Outlays (Net)	Balances Withdrawn and Other Transactions ³	Balances, End of Fiscal Year	
	Period of Availability	ATA	AID	MAIN							SUB
General Fund Accounts											
Assistance to Territories, Insular Affairs, Interior Fund Resources: Undisbursed Funds	2020-2021		014	0412	000	-----	64,491,000.00	-----	3,825,866.94	-----	60,665,133.06
	2019-2020					6,845,787.98	-----	-----	6,266,286.44	-----	579,501.54
	2018-2019					686,752.93	-----	-----	360,123.94	-----	326,628.99
	2017-2018					1,767,215.32	-----	-----	3,767.74	-----	1,763,447.58
	2016-2017					1,008,580.75	-----	-----	730,459.86	-----	278,120.89
	2015-2016					13,219.84	-----	-----	-242.61	-----	13,462.45
	2014-2015					37,981.21	-----	-----	-----	37,981.21	-----
	No Year					173,437,486.36	93,390,000.00	-----	76,258,207.49	-----	190,569,278.87
	Subtotal		014	0412	000	183,797,024.39	157,881,000.00	-----	87,444,469.80	37,981.21	254,195,573.38
Trust Territory of the Pacific Islands, Insular Affairs, Interior Fund Resources: Undisbursed Funds	No Year		014	0414	000	110,612.06	-----	-----	110,612.06	-----	-----
Compact of Free Association, Insular Affairs, Interior Fund Resources: Undisbursed Funds	2020		014	0415	000	-----	-----	-----	-16,699,000.00	-----	16,699,000.00
	2019					16,699,000.00	-----	-----	13,516,036.72	-----	3,182,963.28
	2018					3,872,865.83	-----	-----	3,612,363.97	-----	260,501.86
	2017					1,212,462.00	-----	-----	1,212,462.00	-----	-----
	2016					1,495,001.65	-----	-----	1,495,001.65	-----	-----
	2015					1,052,795.00	-----	-----	1,052,795.00	-----	-----
	No Year					357,506,219.06	233,371,000.00	-----	233,799,245.99	-----	357,077,973.07
	Subtotal		014	0415	000	381,838,343.54	233,371,000.00	-----	237,988,905.33	-----	377,220,438.21
Payment to the United States Territories, Fiscal Assistance, Insular Affairs, Interior Fund Resources: Undisbursed Funds	No Year		014	0418	000	-----	342,526,578.00	-----	342,526,578.00	-----	-----
Total, Insular Affairs						565,745,979.99	733,778,578.00	-----	668,070,565.19	37,981.21	631,416,011.59
Office of the Solicitor											
General Fund Accounts											
Salaries and Expenses, Office of the Solicitor, Interior Fund Resources: Undisbursed Funds	2020		014	0107	000	-----	66,816,000.00	-----	62,246,075.73	-----	4,569,924.27
	2019					6,896,174.49	-----	-----	6,213,382.17	-----	682,792.32
	2018					1,623,413.70	-----	-----	284,349.52	-----	1,339,064.18
	2017					617,736.32	-----	-----	10,171.93	-----	607,564.39
	2016					485,948.99	-----	-----	-3,839.46	-----	489,788.45
	2015					1,023,032.63	-----	-----	-1,778.92	1,024,811.55	-----
	Subtotal		014	0107	000	10,646,306.13	66,816,000.00	-----	68,748,360.97	1,024,811.55	7,689,133.61
Total, Office of the Solicitor						10,646,306.13	66,816,000.00	-----	68,748,360.97	1,024,811.55	7,689,133.61

Footnotes at End of Chapter

Appropriations, Outlays, and Balances - Continued

Appropriation or Fund Account Title	Account Symbol				Balances, Beginning of Fiscal Year	Appropriations and Other Obligational Authority ¹	Transfers Borrowings and Investment (Net) ²	Outlays (Net)	Balances Withdrawn and Other Transactions ³	Balances, End of Fiscal Year	
	Period of Availability	ATA	AID	MAIN							SUB
Office of Inspector General											
General Fund Accounts											
Salaries and Expenses, Office of the Inspector General, Interior Fund Resources:											
Undisbursed Funds	2020-2021		014	0104	000	-----	56,986,000.00	-----	50,186,188.04	-----	6,799,811.96
	2020					-----	-----	-----	16,374.55	-----	⁴ -16,374.55
	2019					3,796,595.73	-----	-----	3,240,406.38	-----	556,189.35
	2018					502,622.55	-----	-----	17,395.28	-----	485,227.27
	2017					228,948.53	-----	-----	-315.73	-----	229,264.26
	2016					165,425.12	-----	-----	-244.58	-----	165,669.70
	2015					406,188.24	-----	-----	-301.63	406,489.87	-----
	No Year					5,096,102.72	-----	-----	1,569,078.80	-----	3,527,023.92
	Subtotal		014	0104	000	10,195,882.89	56,986,000.00	-----	55,028,581.11	406,489.87	11,746,811.91
Total, Office of Inspector General						10,195,882.89	56,986,000.00	-----	55,028,581.11	406,489.87	11,746,811.91
Office of the Special Trustee for American Indians											
General Fund Accounts											
Federal Trust Programs, Office of the Special Trustee for American Indians, Interior Fund Resources:											
Undisbursed Funds	2020		014	0120	000	-----	-----	-----	28,311.15	-----	⁴ -28,311.15
	2019					927,738.26	-----	-----	816,364.33	-----	111,373.93
	2018					-1,985.77	-----	-----	-1,985.77	-----	-----
	No Year					53,838,061.70	96,787,537.00	-----	95,380,115.70	-----	55,245,483.00
Transfer To:											
Office of the Secretary, Interior	No Year	014	014	0120	001	2,488,712.97	11,602,000.00	-----	9,687,269.11	-----	4,403,443.86
Bureau of Reclamation, Interior	No Year	014	014	0120	020	745,560.57	150,463.00	-----	238,598.53	-----	657,425.04
	Subtotal		014	0120	000	57,998,087.73	108,540,000.00	-----	106,148,673.05	-----	60,389,414.68
Total, Office of the Special Trustee for American Indians						57,998,087.73	108,540,000.00	-----	106,148,673.05	-----	60,389,414.68
National Indian Gaming Commission											
General Fund Accounts											
Salaries and Expenses, National Indian Gaming Commission, Interior Fund Resources:											
Undisbursed Funds	No Year		014	0118	000	2,738,195.52	-----	-----	543,326.37	-----	2,194,869.15
Special Fund Accounts											
National Indian Gaming Commission, Gaming Activity Fees Fund Resources:											
Undisbursed Funds	No Year		014	5141	000	14,030,737.11	20,768,466.69	-----	20,782,906.39	-----	14,016,297.41
Total, National Indian Gaming Commission						16,768,932.63	20,768,466.69	-----	21,326,232.76	-----	16,211,166.56
Department-Wide Programs											
General Fund Accounts											

Footnotes at End of Chapter

Appropriations, Outlays, and Balances - Continued

Appropriation or Fund Account Title	Account Symbol				Balances, Beginning of Fiscal Year	Appropriations and Other Obligational Authority ¹	Transfers Borrowings and Investment (Net) ²	Outlays (Net)	Balances Withdrawn and Other Transactions ³	Balances, End of Fiscal Year
	Period of Availability	ATA	AID	MAIN						
Wildfire Suppression Operations Reserve Fund, Department-Wide Programs, Interior Fund Resources: Undisbursed Funds	No Year		014	0130	000	----- 232,000,000.00	-----	-----	-----	232,000,000.00
Office of Natural Resources Revenue, Department-Wide Programs, Interior Fund Resources: Undisbursed Funds	2020-2021		014	1113	000	----- 6,544,533.64	-----	89,826,914.67	-----	6,852,085.33
	2019-2020					----- 296,109.52	-----	6,297,293.13	-----	247,240.51
	2018-2019					----- 48,527,089.69	-----	270,528.27	-----	25,581.25
	No Year					----- 55,367,732.85	-----	40,045,609.54	-----	59,132,480.15
	Subtotal		014	1113	000	----- 147,330,000.00	-----	136,440,345.61	-----	66,257,387.24
Payments in Lieu of Taxes, Office of the Secretary Fund Resources: Undisbursed Funds	2020		014	1114	000	----- 32,464.70	-----	517,386,166.65	-----	34,661.35
	2019					----- 28,753.65	-----	24,887.15	-----	7,577.55
	2018					----- 1,371.10	-----	27,000.00	-----	1,753.65
	2017					----- 1,811.17	-----	-----	-----	1,371.10
	2015					----- 64,400.62	-----	-----	1,811.17	-----
	Subtotal		014	1114	000	----- 517,420,828.00	-----	517,438,053.80	1,811.17	45,363.65
Central Hazardous Materials Fund, Department-Wide Programs, Interior Fund Resources: Undisbursed Funds	2020		014	1121	000	----- 3,138,888.95	-----	-----	-----	12,000,000.00
	No Year					----- 12,000,000.00	-----	-----	-----	12,000,000.00
Transfer To:						-----	-----	-----	-----	-----
Bureau of Reclamation, Interior	No Year	014	014	1121	006	----- 132,956.76	----- -87,486.61	11,978.43	-----	33,491.72
United States Geological Survey, Interior	No Year	014	014	1121	008	----- 198,725.60	----- 323,966.00	238,538.02	-----	284,153.58
National Park Service, Interior	No Year	014	014	1121	010	----- 13,120,797.95	----- 6,131,548.05	1,282,602.95	-----	16,971,071.76
Bureau of Land Management, Interior	No Year	014	014	1121	011	----- 6,239,235.42	----- 1,631,431.00	-----	-----	6,521,577.41
United States Fish and Wildlife Service, Interior	No Year	014	014	1121	016	----- 3,979,399.40	----- 1,636,773.09	-----	-----	3,419,011.40
Bureau of Indian Affairs, Interior	No Year	014	014	1121	020	----- 270,812.29	-----	-----	-----	180,151.17
	Subtotal		014	1121	000	----- 27,080,816.37	----- 22,010,000.00	0.00	-----	44,736,533.21
Wildland Fire Management, Department-Wide Programs, Interior Fund Resources: Undisbursed Funds	No Year		014	1125	000	----- 4,972,389.00	----- -1,814,500.00	----- -440,799.00	-----	2,717,090.00
Transfer To:						-----	-----	-----	-----	-----
Departmental Offices, Interior	2020-2023	014	014	1125	001	----- 2,849,000.00	----- 1,118,000.00	----- 25,360.55	-----	1,092,639.45
	2019-2022					----- 619,806.39	-----	-----	-----	783,587.76
	2018-2021					----- 27,475.25	-----	-----	-----	259.94
	2017-2020					----- 10,963,886.31	-----	-----	-----	23.15
	No Year					----- 45,740,100.76	----- 16,762,516.00	349,910.00	-----	12,536,796.73
National Park Service, Interior	No Year	014	014	1125	010	----- 201,197.28	----- 125,531,952.00	----- -352,090.00	-----	50,236,978.33
Bureau of Land Management, Interior	2018-2021	014	014	1125	011	----- 223,054,514.45	-----	-----	-----	21,900.00
	No Year					----- 19,272,747.41	----- 672,585,270.00	----- 1,953,479.00	-----	285,116,445.23
United States Fish & Wildlife Service, Interior	No Year	014	014	1125	016	----- 223,054,514.45	-----	-----	-----	27,245,338.20
	No Year					----- 19,272,747.41	----- 72,988,000.00	-----	-----	27,245,338.20

Footnotes at End of Chapter

Appropriations, Outlays, and Balances - Continued

Appropriation or Fund Account Title	Account Symbol				Balances, Beginning of Fiscal Year	Appropriations and Other Obligational Authority ¹	Transfers Borrowings and Investment (Net) ²	Outlays (Net)	Balances Withdrawn and Other Transactions ³	Balances, End of Fiscal Year
	Period of Availability	ATA	AID	MAIN SUB						
Bureau of Indian Affairs, Interior	No Year	014	014	1125 020	54,772,649.77	181,284,762.00	324,000.00	170,089,376.09	-----	66,292,035.68
Subtotal			014	1125 000	362,473,766.62	1,068,456,000.00	1,834,500.00	986,721,172.15	-----	446,043,094.47
Natural Resource Damage Assessment Fund, Natural Resource Damage Assessment and Restoration, Interior Fund Resources:										
Undisbursed Funds	No Year		014	1618 000	4,458,759.23	4,736,252.88	-394,495.69	4,044,134.09	-----	4,756,382.33
Transfer To:										
Bureau of Reclamation, Interior	No Year	014	014	1618 006	232,799.69	-----	-----	26,786.40	-----	206,013.29
U.S. Geological Survey, Interior	No Year	014	014	1618 008	1,783,532.58	820,819.00	195,431.00	744,765.21	-----	2,055,017.37
National Park Service, Interior	No Year	014	014	1618 010	1,299,954.67	716,834.00	-----	487,903.96	-----	1,528,884.71
Bureau of Land Management, Interior	No Year	014	014	1618 011	539,639.79	-----	-----	6,847.35	-----	532,792.44
U.S. Fish and Wildlife Service, Interior	No Year	014	014	1618 016	3,780,599.70	1,471,235.12	199,064.69	1,325,407.24	-----	4,125,492.27
Bureau of Indian Affairs, Interior	No Year	014	014	1618 020	733,307.57	21,859.00	-----	90,047.39	-----	665,119.18
Subtotal			014	1618 000	12,828,593.23	7,767,000.00	-----	6,725,891.64	-----	13,869,701.59
Special Fund Accounts										
Natural Resource Damage Assessment and Restoration Fund, Office of the Secretary Fund Resources:										
Undisbursed Funds	No Year		014	5198 000	29,016,210.85	511,965,528.56	-226,689,684.74	298,507,622.89	-----	15,784,431.78
Transfer To:										
Bureau of Reclamation, Interior	No Year	014	014	5198 006	56,003.85	-----	20,000.00	-----	-----	76,003.85
U.S. Geological Survey, Interior	No Year	014	014	5198 008	6,754,844.07	1,415,950.00	2,098,695.40	2,427,882.38	-----	7,841,607.09
National Park Service, Interior	No Year	014	014	5198 010	21,405,240.90	18,258,031.45	2,285,003.63	4,232,070.52	-----	37,716,205.46
Bureau of Land Management, Interior	No Year	014	014	5198 011	680,151.43	38,177.00	466,372.00	50,899.08	-----	1,133,801.35
U.S. Fish and Wildlife Service, Interior	No Year	014	014	5198 016	127,964,510.58	4,358,316.53	31,126,525.18	20,534,170.73	-----	142,915,181.56
Bureau of Indian Affairs, Interior	No Year	014	014	5198 020	183,057.73	-----	-----	40,000.00	-----	143,057.73
Unrealized Discount on Investments			014	5198 000	-11,738,750.05	-----	3,793,630.21	-----	-----	-7,945,119.84
Investments in US Treasury Securities					1,763,987,497.49	-----	132,335,402.84	-----	-----	1,896,322,900.33
Subtotal			014	5198 000	1,938,308,766.85	536,036,003.54	-54,564,055.48	325,792,645.60	-----	2,093,988,069.31
Intragovernmental Funds										
Working Capital Fund, Departmental Management Fund Resources:										
Undisbursed Funds	No Year		014	4523 000	352,407,580.87	55,735,000.00	-----	48,407,191.34	-----	359,735,389.53
Interior Franchise Fund, Departmental Management Fund Resources:										
Undisbursed Funds	No Year		014	4529 000	348,448,033.97	-----	-----	-138,632,572.39	-----	487,080,606.36
Total, Department-Wide Programs					3,096,979,691.38	2,586,754,831.54	-52,729,555.48	1,887,247,010.91	1,811.17	3,743,756,145.36
Total, Departmental Offices					5,962,802,885.56	5,542,575,953.66	-51,591,720.62	4,781,637,280.97	3,608,610.61	6,668,541,227.02
Deductions for Offsetting Receipts										
Proprietary Receipts from the Public					-----	-5,526,044,699.31	-----	-5,526,044,699.31	-----	-----
Intrabudgetary Receipts Deducted by Agency					-----	-233,765,374.48	-----	-233,765,374.48	-----	-----
Offsetting Governmental Receipts					-----	-932,195.20	-----	-932,195.20	-----	-----

Footnotes at End of Chapter

Appropriations, Outlays, and Balances - Continued

Footnotes

- 1 The amounts in this column, unless otherwise footnoted, represent appropriations, increases and rescissions in borrowing authority or new contract authority. Appropriation accounts with appropriation transfer activity are presented in Table 1 (Appropriations and Appropriation Transfers) at the end of this chapter.
- 2 The amounts in this column, unless otherwise footnoted, represent transfers - other than appropriation transfers, borrowings (gross), investments (net), unrealized discounts or funds held outside the Treasury.
- 3 The amounts in this column, unless otherwise footnoted, represent obligated balances canceled for fiscal year 2015 pursuant to 31 U.S.C. 1553 and adjustments to borrowing and contract authority.
- 4 Subject to disposition by the administrative agency.
- 5 Represents capital transfer to miscellaneous receipts.
- 6 The opening balance(s) of the following account(s) have been adjusted during the current fiscal year and do not agree with last year's closing balance(s):

<u>Account Symbol: (ATA, AID, POA, MAIN, SUB)</u>	<u>Adjustment</u>
014 X 5091 000 - Undi sbursed Funds	\$19,698.00
014 X 5092 000 - Undi sbursed Funds	-\$19,698.00
014 X 5252 000 - Undi sbursed Funds	\$280.00
014 X 5501 000 - Undi sbursed Funds	-\$280.00
014 X 5035 000 - Unfunded Contract Authori ty	\$11,970,000.00

- 7 The letter (T) denotes that the account by law is a trust account, but for reporting purposes is treated as other than trust.

Footnotes

Table 1 - Appropriations and Appropriation Transfers - Department of the Interior

AID	ATA	Period of Availability	MAIN	Net Appropriations and Appropriation Transfers	Appropriation Amount	Net Appropriation Transfers	AID Involved	ATA Involved	Period of Availability Involved	MAIN Involved	Amount From or To (-)
014	012	X	5573	800,000.00	0.00	800,000.00	014		X	5573	800,000.00
014		X	0102	9,022,578.37	11,061,000.00	-2,038,421.63	014		X	2100	-2,038,421.63
014		2021	0102	255,251,000.00	269,171,000.00	-13,920,000.00	014		2021	0104	-1,000,000.00
							014	014	2021	0102	-265,000.00
							014	014	2021	0102	-5,317,000.00
							014	014	2021	0102	-3,753,000.00
							014	014	2021	0102	-3,585,000.00
014		2021	0104	56,986,000.00	55,986,000.00	1,000,000.00	014		2021	0102	1,000,000.00
014		X	0120	96,787,537.00	108,540,000.00	-11,752,463.00	014	014	X	0120	-11,602,000.00
							014	014	X	0120	-150,463.00
014		X	0130	232,000,000.00	300,000,000.00	-68,000,000.00	014		X	1125	-68,000,000.00
014		X	0680	1,427,080,593.93	248,465,368.44	1,178,615,225.49	014		X	4079	-5,023,000.00
							014		X	4081	-69,932,000.00
							014		X	5430	1,263,570,225.49
							014		X	5668	-10,000,000.00
014		2021	0680	12,000,000.00	12,500,000.00	-500,000.00	014		2021	0787	-500,000.00
014		X	0787	16,700,000.00	18,500,000.00	-1,800,000.00	014		X	5174	-1,800,000.00
014		2021	0787	2,000,000.00	1,500,000.00	500,000.00	014		2021	0680	500,000.00
014		20	1036	2,265,585,000.00	2,272,185,000.00	-6,600,000.00	239		20	2780	-3,300,000.00
							247		20	5721	-3,300,000.00
014		2021	1036	304,934,445.00	304,807,000.00	127,445.00	011		2021	1070	127,445.00
014		X	1121	286,281.86	10,010,000.00	-9,723,718.14	014	014	X	1121	-323,966.00
							014	014	X	1121	-6,131,548.05
							014	014	X	1121	-1,631,431.00
							014	014	X	1121	-1,636,773.09
014		X	1125	-1,814,500.00	952,338,000.00	-954,152,500.00	012		X	1115	47,000,000.00
							014		X	0130	68,000,000.00
							014	014	X	1125	-16,762,516.00
							014	014	X	1125	-125,531,952.00
							014	014	X	1125	-672,585,270.00
							014	014	X	1125	-72,988,000.00
							014	014	X	1125	-181,284,762.00
014		X	1611	200,000.00	0.00	200,000.00	014		2021	1611	200,000.00

Appropriations, Outlays, and Balances - Continued

Footnotes

Table 1 - Appropriations and Appropriation Transfers - Department of the Interior

AID	ATA	Period of Availability	MAIN	Net Appropriations and Appropriation Transfers	Appropriation Amount	Net Appropriation Transfers	AID Involved	ATA Involved	Period of Availability Involved	MAIN Involved	Amount From or To (-)
014		2021	1611	1,364,089,000.00	1,364,289,000.00	-200,000.00	014		X	1611	-200,000.00
014		X	1618	4,736,252.88	7,767,000.00	-3,030,747.12	014	014	X	1618	-820,819.00
							014	014	X	1618	-716,834.00
							014	014	X	1618	-1,471,235.12
							014	014	X	1618	-21,859.00
014		X	2100	59,327,622.63	0.00	59,327,622.63	014		X	0102	2,038,421.63
							014		2021	2100	57,289,201.00
014		2021	2100	2,019,898,614.00	2,030,110,000.00	-10,211,386.00	014		X	2100	-57,289,201.00
							014		2021	2106	47,077,815.00
014		2021	2106	1,118,749,185.00	1,012,077,000.00	106,672,185.00	014		2021	2100	-47,077,815.00
							091		2021	0251	153,750,000.00
014		X	2301	123,689,000.00	116,591,000.00	7,098,000.00	014		1728	5639	10,000,000.00
							014	014	X	2301	-2,902,000.00
014		X	4079	5,023,000.00	0.00	5,023,000.00	014		X	0680	5,023,000.00
014		X	4081	91,332,000.00	0.00	91,332,000.00	014		X	0680	69,932,000.00
							089		X	4452	21,400,000.00
014		X	5174	1,800,000.00	0.00	1,800,000.00	014		X	0787	1,800,000.00
014		X	5198	-28,417,846.76	0.00	-28,417,846.76	012		X	5215	-53,167.00
							013		X	4316	-3,341,385.78
							014	014	X	5198	-1,415,950.00
							014	014	X	5198	-18,258,031.45
							014	014	X	5198	-38,177.00
							014	014	X	5198	-4,358,316.53
							068		X	4365	-952,819.00
014		X	5425	-7,094,574.39	0.00	-7,094,574.39	013		X	5362	-7,094,574.39
014		X	5430	115,406.07	1,263,685,631.56	-1,263,570,225.49	014		X	0680	-1,263,570,225.49
014		X	5573	-2,776,000.00	0.00	-2,776,000.00	014	012	X	5573	-800,000.00
							014	014	X	5573	-1,590,000.00
							014	068	X	5573	-386,000.00
014		1728	5639	25,000,000.00	35,000,000.00	-10,000,000.00	014		X	2301	-10,000,000.00
014		X	5668	10,000,000.00	0.00	10,000,000.00	014		X	0680	10,000,000.00
014		X	8151	426,700,000.00	0.00	426,700,000.00	070		X	8147	637,005,228.85
							070		X	8149	-115,242,149.17

Footnotes

Table 1 - Appropriations and Appropriation Transfers - Department of the Interior

AID	ATA	Period of Availability	MAIN	Net Appropriations and Appropriation Transfers	Appropriation Amount	Net Appropriation Transfers	AID Involved	ATA Involved	Period of Availability Involved	MAIN Involved	Amount From or To (-)
							096		X	8333	-95,063,079.68
014		X	8370	14,899,000.00	0.00	14,899,000.00	070		X	8185	14,899,000.00
014	014	2021	0102	265,000.00	0.00	265,000.00	014		2021	0102	265,000.00
014	014	2021	0102	5,317,000.00	0.00	5,317,000.00	014		2021	0102	5,317,000.00
014	014	2021	0102	3,753,000.00	0.00	3,753,000.00	014		2021	0102	3,753,000.00
014	014	2021	0102	3,585,000.00	0.00	3,585,000.00	014		2021	0102	3,585,000.00
014	014	X	0120	11,602,000.00	0.00	11,602,000.00	014		X	0120	11,602,000.00
014	014	X	0120	150,463.00	0.00	150,463.00	014		X	0120	150,463.00
014	014	X	1121	323,966.00	0.00	323,966.00	014		X	1121	323,966.00
014	014	X	1121	6,131,548.05	0.00	6,131,548.05	014		X	1121	6,131,548.05
014	014	X	1121	1,631,431.00	0.00	1,631,431.00	014		X	1121	1,631,431.00
014	014	X	1121	1,636,773.09	0.00	1,636,773.09	014		X	1121	1,636,773.09
014	014	X	1125	16,762,516.00	0.00	16,762,516.00	014		X	1125	16,762,516.00
014	014	X	1125	125,531,952.00	0.00	125,531,952.00	014		X	1125	125,531,952.00
014	014	X	1125	672,585,270.00	0.00	672,585,270.00	014		X	1125	672,585,270.00
014	014	X	1125	72,988,000.00	0.00	72,988,000.00	014		X	1125	72,988,000.00
014	014	X	1125	181,284,762.00	0.00	181,284,762.00	014		X	1125	181,284,762.00
014	014	2023	1125	1,118,000.00	0.00	1,118,000.00	014		2023	1125	1,118,000.00
014	014	X	1618	820,819.00	0.00	820,819.00	014		X	1618	820,819.00
014	014	X	1618	716,834.00	0.00	716,834.00	014		X	1618	716,834.00
014	014	X	1618	1,471,235.12	0.00	1,471,235.12	014		X	1618	1,471,235.12
014	014	X	1618	21,859.00	0.00	21,859.00	014		X	1618	21,859.00
014	014	X	2301	2,902,000.00	0.00	2,902,000.00	014		X	2301	2,902,000.00
014	014	X	5198	1,415,950.00	0.00	1,415,950.00	014		X	5198	1,415,950.00
014	014	X	5198	18,258,031.45	0.00	18,258,031.45	014		X	5198	18,258,031.45
014	014	X	5198	38,177.00	0.00	38,177.00	014		X	5198	38,177.00
014	014	X	5198	4,358,316.53	0.00	4,358,316.53	014		X	5198	4,358,316.53
014	014	X	5573	1,590,000.00	0.00	1,590,000.00	014		X	5573	1,590,000.00
091	014	20	0400	1,069,403.00	0.00	1,069,403.00	091		20	0400	1,069,403.00
014	068	X	5573	386,000.00	0.00	386,000.00	014		X	5573	386,000.00
Total				11,042,604,901.83	10,394,583,000.00	648,021,901.83					648,021,901.83

This Page Left Blank Intentionally

Appropriations, Outlays, and Balances - Continued

Appropriation or Fund Account Title	Account Symbol				Balances, Beginning of Fiscal Year	Appropriations and Other Obligational Authority ¹	Transfers Borrowings and Investment (Net) ²	Outlays (Net)	Balances Withdrawn and Other Transactions ³	Balances, End of Fiscal Year	
	Period of Availability	ATA	AID	MAIN							SUB
Department of Justice											
General Administration											
General Fund Accounts											
Salaries and Expenses, General Administration, Justice Fund Resources:											
Undisbursed Funds	2020		015	0129	000	-----	114,740,000.00	-----	106,810,579.17	-----	7,929,420.83
	2019					4,574,622.68	-----	-----	1,475,585.56	-----	3,099,037.12
	2018					13,722,160.75	-----	-----	1,862,532.76	-----	11,859,627.99
	2017					3,587,842.85	-----	-----	38,972.63	-----	3,548,870.22
	2016					2,687,912.69	-----	-----	-1,523.25	-----	2,689,435.94
	2015					2,722,889.30	-----	-2,672,889.30	-----	50,000.00	-----
	No Year					9,748,240.62	-----	2,672,889.30	757,538.67	-----	11,663,591.25
	Subtotal		015	0129	000	37,043,668.89	114,740,000.00	-----	110,943,685.54	50,000.00	40,789,983.35
Tactical Law Enforcement Wireless Communications, General Administration, Justice Fund Resources:											
Undisbursed Funds	No Year		015	0132	000	665,011.77	-----	-----	-----	-----	665,011.77
Justice Information Sharing Technology, General Administration, Justice Fund Resources:											
Undisbursed Funds	2018		015	0134	000	-----	-----	-----	-5,680.00	-----	5,680.00
	2015					6,321.75	-----	-1,321.75	-----	5,000.00	-----
	No Year					32,319,763.50	35,875,000.00	-----	52,892,697.70	-----	15,302,065.80
	Subtotal		015	0134	000	32,326,085.25	35,875,000.00	-1,321.75	52,887,017.70	5,000.00	15,307,745.80
Office of Inspector General, Justice Fund Resources:											
Undisbursed Funds	2020-2021		015	0328	000	-----	1,000,000.00	-----	45,711.80	-----	954,288.20
	2020					-----	104,000,000.00	-50,300.00	96,063,860.78	-----	7,885,839.22
	2019-2020					-138,949.42	-----	-----	-138,949.42	-----	-----
	2019					6,403,204.51	-----	50,300.00	5,849,207.38	-----	604,297.13
	2018-2019					-167,777.96	-----	-----	-167,777.96	-----	-----
	2018					-3,552,820.61	-----	-----	-4,749,087.73	-----	1,196,267.12
	2017					1,219,227.88	-----	-----	715,679.76	-----	503,548.12
	2016					2,201,061.68	-----	-----	1,238,898.04	-----	962,163.64
	2015					1,685,348.88	-----	-1,023,616.99	611,731.89	50,000.00	-----
	No Year					-4,135,705.38	12,000,000.00	-----	1,396,625.55	-----	6,467,669.07
Funds Held Outside the Treasury	2020					-----	-----	50,300.00	-----	-----	50,300.00
	2019					50,300.00	-----	-50,300.00	-----	-----	-----
	2017					500.00	-----	-----	-----	-----	500.00
	Subtotal		015	0328	000	3,564,389.58	117,000,000.00	-1,023,616.99	100,865,900.09	50,000.00	18,624,872.50
Executive Office for Immigration Review, General Administration, Justice Fund Resources:											
Undisbursed Funds	2020		015	0339	000	-----	664,883,000.00	-----	508,226,278.75	-----	156,656,721.25
	2019					192,478,808.27	-----	-20,000,000.00	128,222,253.09	-----	44,256,555.18

Footnotes at End of Chapter

Appropriations, Outlays, and Balances - Continued

Appropriation or Fund Account Title	Account Symbol				Balances, Beginning of Fiscal Year	Appropriations and Other Obligational Authority ¹	Transfers Borrowings and Investment (Net) ²	Outlays (Net)	Balances Withdrawn and Other Transactions ³	Balances, End of Fiscal Year
	Period of Availability	ATA	AID	MAIN SUB						
	2018				18,101,011.34	-----	-3,000,000.00	8,270,264.49	-----	6,830,746.85
	2017				16,123,643.36	-----	-7,000,000.00	2,337,359.11	-----	6,786,284.25
	2016				21,030,220.23	-----	-----	4,436,581.73	-----	16,593,638.50
	2015				9,707,208.58	-----	-9,062,734.00	590,474.25	54,000.33	-----
	No Year				19,885,918.51	8,000,000.00	30,000,000.00	14,543,023.80	-----	43,342,894.71
	Subtotal		015	0339 000	277,326,810.29	672,883,000.00	-9,062,734.00	666,626,235.22	54,000.33	274,466,840.74
Intragovernmental Funds										
Working Capital Fund, Justice Fund Resources: Undisbursed Funds	No Year		015	4526 000	529,112,197.40	-----	103,292,111.02	-217,417,325.58	-----	849,821,634.00
Trust Fund Accounts										
Justice Gift Fund, Justice Fund Resources: Undisbursed Funds	No Year		015	8305 000	3,597.39	5,000.00	-----	-----	-----	8,597.39
Total, General Administration					880,041,760.57	940,503,000.00	93,204,438.28	713,905,512.97	159,000.33	1,199,684,685.55
United States Parole Commission										
General Fund Accounts										
Salaries and Expenses, United States Parole Commission, Justice Fund Resources: Undisbursed Funds	2020		015	1061 000	-----	13,306,900.00	-----	9,544,667.82	-----	3,762,232.18
	2019				2,826,383.25	-----	-----	1,021,212.12	-----	1,805,171.13
	2018				1,146,711.11	-----	-----	104,489.17	-----	1,042,221.94
	2017				394,683.27	-----	-----	169.69	-----	394,513.58
	2016				912,817.94	-----	-----	-11,998.14	-----	924,816.08
	2015				578,166.79	-----	-572,710.00	-----	5,456.79	-----
	Subtotal		015	1061 000	5,858,762.36	13,306,900.00	-572,710.00	10,658,540.66	5,456.79	7,928,954.91
Total, United States Parole Commission					5,858,762.36	13,306,900.00	-572,710.00	10,658,540.66	5,456.79	7,928,954.91
Legal Activities and U.S. Marshals										
General Fund Accounts										
Salaries and Expenses, Foreign Claims Settlement Commission, Justice Fund Resources: Undisbursed Funds	2020		015	0100 000	-----	2,335,000.00	-----	1,705,765.18	-----	629,234.82
	2019				730,027.76	-----	-----	125,951.08	-----	604,076.68
	2018				632,618.33	-----	-----	83,205.38	-----	549,412.95
	2017				640,675.44	-----	-----	83,169.89	-----	557,505.55
	2016				357,262.17	-----	-----	3,516.72	-----	353,745.45
	2015				317,603.07	-----	-312,603.00	-----	5,000.07	-----
	Subtotal		015	0100 000	2,678,186.77	2,335,000.00	-312,603.00	2,001,608.25	5,000.07	2,693,975.45
Payment of Vietnam and U.S.S. Pueblo Prisoner of War Claims, Foreign Claims Settlement Commission, Justice Fund Resources: Undisbursed Funds	No Year		015	0104 000	17,970.99	-----	-----	-----	-----	17,970.99

Footnotes at End of Chapter

Appropriations, Outlays, and Balances - Continued

Appropriation or Fund Account Title	Account Symbol				Balances, Beginning of Fiscal Year	Appropriations and Other Obligational Authority ¹	Transfers Borrowings and Investment (Net) ²	Outlays (Net)	Balances Withdrawn and Other Transactions ³	Balances, End of Fiscal Year	
	Period of Availability	ATA	AID	MAIN SUB							
	Subtotal		015	0322	000	562,673,950.42	2,256,958,227.00	-11,955,548.66	2,231,522,066.22	124,255.58	576,030,306.96
Salaries and Expenses, United States Marshals Service, Justice Fund Resources:											
Undisbursed Funds	2020-2021		015	0324	000	----- 757,183.00	----- 1,449,733,300.00	----- -----	38,332.27	-----	718,850.73
	2020					-----	-----	-----	1,226,416,163.99	-----	223,317,136.01
	2019-2020					1,156,866.29	-----	-112,613.00	655,588.86	-----	388,664.43
	2019					241,269,666.21	-----	-4,000,000.00	181,776,878.70	-----	55,492,787.51
	2018-2019					279,443.98	-----	-----	153,569.10	-----	125,874.88
	2018					38,852,689.04	-----	-9,500,000.00	9,392,966.70	-----	19,959,722.34
	2017-2018					176,636.67	-----	-----	-----	-----	176,636.67
	2017					4,323,490.41	-----	-----	924,922.64	-----	3,398,567.77
	2016-2017					142,564.10	-----	-----	-----	-----	142,564.10
	2016					3,213,689.81	-----	-----	1,545,927.19	-----	1,667,762.62
	2015-2016					81,773.56	-----	-----	-----	-----	81,773.56
	2015					4,930,976.99	-----	-3,110,624.21	1,720,352.78	100,000.00	-----
	2014-2015					31,548.64	-----	-26,548.64	-----	5,000.00	-----
	No Year					30,257,511.55	266,700.00	13,500,000.00	4,721,275.86	-----	39,302,935.69
	Subtotal		015	0324	000	324,716,857.25	1,450,757,183.00	-3,249,785.85	1,427,345,978.09	105,000.00	344,773,276.31
Independent Counsel, Justice Fund Resources:											
Undisbursed Funds	2019		015	0327	000	\$ 1,478,216.18	-----	-----	1,358,964.40	119,251.78	-----
	2018					\$ 1,256,246.93	-----	-----	1,022,078.11	234,168.82	-----
	2017					\$ -----	-----	-----	-----	-----	-----
	Subtotal		015	0327	000	2,734,463.11	-----	-----	2,381,042.51	353,420.60	- 0 -
September 11th Victim Compensation, General Legal Activities, Justice Fund Resources:											
Undisbursed Funds	No Year		015	0340	000	\$ 1,346,216.73	-----	-----	-4,686.61	1,350,903.34	-----
Salaries and Expenses, Community Relations Service, Justice Fund Resources:											
Undisbursed Funds	2020		015	0500	000	-----	15,981,000.00	-----	8,534,248.42	-----	7,446,751.58
	2019					6,836,700.54	-----	-----	4,447,724.90	-----	2,388,975.64
	2018					1,709,473.85	-----	-----	683,473.97	-----	1,025,999.88
	2017					1,228,805.58	-----	-----	-23,245.03	-----	1,252,050.61
	2016					1,722,865.08	-----	-----	17,508.77	-----	1,705,356.31
	2015					524,330.68	-----	-474,330.68	-----	50,000.00	-----
	Subtotal		015	0500	000	12,022,175.73	15,981,000.00	-474,330.68	13,659,711.03	50,000.00	13,819,134.02
Federal Prisoner Detention, Justice Fund Resources:											
Undisbursed Funds	No Year		015	1020	000	332,925,623.95	1,931,777,633.00	5,300,000.00	1,910,820,814.36	-----	359,182,442.59
Special Fund Accounts											
Assets Forfeiture Fund, Justice Fund Resources:											
Undisbursed Funds	No Year		015	5042	000	2,081,222,994.72	1,730,916,472.86	-1,149,000,000.00	2,364,052,588.73	-----	299,086,878.85
Unrealized Discount on Investments						-56,331,497.88	-----	21,269,901.15	-----	-----	-35,061,596.73

Footnotes at End of Chapter

Appropriations, Outlays, and Balances - Continued

Appropriation or Fund Account Title	Account Symbol				Balances, Beginning of Fiscal Year	Appropriations and Other Obligational Authority ¹	Transfers Borrowings and Investment (Net) ²	Outlays (Net)	Balances Withdrawn and Other Transactions ³	Balances, End of Fiscal Year	
	Period of Availability	ATA	AID	MAIN							SUB
Investments in US Treasury Securities					2,106,331,497.88	-----	1,117,730,098.85	-----	-----	3,224,061,596.73	
Subtotal			015	5042	000	4,131,222,994.72	1,730,916,472.86	-10,000,000.00	2,364,052,588.73	-----	3,488,086,878.85
United States Trustee System Fund, Justice Fund Resources:											
Undisbursed Funds	No Year		015	5073	000	170,439,104.65	329,169,331.77	-114,003,170.45	231,557,630.64	-----	154,047,635.33
Unrealized Discount on Investments						-386,107.78	-----	271,804.79	-----	-----	-114,302.99
Investments in US Treasury Securities						43,030,631.32	-----	113,731,365.66	-----	-----	156,761,996.98
Subtotal			015	5073	000	213,083,628.19	329,169,331.77	-----	231,557,630.64	-----	310,695,329.32
United States Victims of State Sponsored Terrorism Fund, General Legal Activities, Justice Fund Resources:											
Undisbursed Funds	No Year		015	5608	000	139,198,853.18	69,156,666.30	871,863,272.60	1,068,728,660.79	-----	11,490,131.29
Unrealized Discount on Investments						-326,534.86	-----	324,300.31	-----	-----	-2,234.55
Investments in US Treasury Securities						1,039,820,598.30	-----	-872,187,572.91	-----	-----	167,633,025.39
Subtotal			015	5608	000	1,178,692,916.62	69,156,666.30	-----	1,068,728,660.79	-----	179,120,922.13
Intragovernmental Funds											
Justice Prisoner and Alien Transportation System Fund, United States Marshals Service, Justice Fund Resources:											
Undisbursed Funds	No Year		015	4575	000	43,711,337.67	-----	-----	7,291,130.79	-----	36,420,206.88
Total, Legal Activities and U.S. Marshals						9,552,136,259.79	9,040,940,417.41	-22,892,268.19	11,963,495,284.62	4,369,544.20	6,602,319,580.19
National Security Division											
General Fund Accounts											
Salaries and Expenses, National Security Division, Justice Fund Resources:											
Undisbursed Funds	2020		015	1300	000	-----	109,967,900.00	-----	93,266,908.66	-----	16,700,991.34
	2019					13,246,236.65	-----	-1,000,000.00	10,146,367.76	-----	2,099,868.89
	2018					4,025,343.23	-----	-1,000,000.00	759,359.83	-----	2,265,983.40
	2017					346,186.78	-----	-500,000.00	-921,405.64	-----	767,592.42
	2016					493,701.02	-----	-----	-17,119.20	-----	510,820.22
	2015					1,393,885.96	-----	-1,185,293.98	160,766.12	47,825.86	-----
	No Year					2,803,442.09	-----	3,049,711.98	242,764.58	-----	5,610,389.49
Subtotal			015	1300	000	22,308,795.73	109,967,900.00	-635,582.00	103,637,642.11	47,825.86	27,955,645.76
Total, National Security Division						22,308,795.73	109,967,900.00	-635,582.00	103,637,642.11	47,825.86	27,955,645.76
Radiation Exposure Compensation											
General Fund Accounts											
Payment to the Radiation Exposure Compensation Trust Fund, Justice Fund Resources:											
Undisbursed Funds	2020		015	0333	000	-----	65,000,000.00	-----	65,000,000.00	-----	-----
Trust Fund Accounts											
Radiation Exposure Compensation Trust Fund, Justice Fund Resources:											
Undisbursed Funds	No Year		015	8116	000	2,876,036.80	65,000,000.00	-----	57,728,918.37	-----	10,147,118.43

Footnotes at End of Chapter

Appropriations, Outlays, and Balances - Continued

Appropriation or Fund Account Title	Account Symbol				Balances, Beginning of Fiscal Year	Appropriations and Other Obligational Authority ¹	Transfers Borrowings and Investment (Net) ²	Outlays (Net)	Balances Withdrawn and Other Transactions ³	Balances, End of Fiscal Year	
	Period of Availability	ATA	AID	MAIN							SUB
Total, Radiation Exposure Compensation					2,876,036.80	130,000,000.00	-----	122,728,918.37	-----	10,147,118.43	
Interagency Law Enforcement											
General Fund Accounts											
Interagency Crime and Drug Enforcement, Interagency Law Enforcement, Justice Fund Resources:											
Undisbursed Funds	2020		015	0323	000	-----	500,458,000.00	-----	445,933,481.61	-----	54,524,518.39
	2019					65,922,430.65	-----	-----	60,314,910.70	-----	5,607,519.95
	2018					37,795,460.83	-----	-----	19,781,753.29	-----	18,013,707.54
	2017					1,767,846.18	-----	-----	10,373.23	-----	1,757,472.95
	2016					9,400.80	-----	-----	-7,450.00	-----	16,850.80
	2015					195,150.33	-----	-101,143.20	-9,185.98	103,193.11	-----
	No Year					82,255,297.91	49,857,400.00	-----	56,176,504.07	-----	75,936,193.84
	Subtotal		015	0323	000	187,945,586.70	550,315,400.00	-101,143.20	582,200,386.92	103,193.11	155,856,263.47
Total, Interagency Law Enforcement						187,945,586.70	550,315,400.00	-101,143.20	582,200,386.92	103,193.11	155,856,263.47
Federal Bureau of Investigation											
General Fund Accounts											
Salaries and Expenses, Federal Bureau of Investigation, Justice Fund Resources:											
Undisbursed Funds	2020-2021		015	0200	000	-----	2,302,716.00	-----	2,165,743.89	-----	136,972.11
	2020					-----	9,417,672,000.00	-12,792,977.85	7,446,528,049.33	-----	1,958,350,972.82
	2019-2020					3,209,255.49	-----	-67,621.00	16,837,089.71	-----	⁴ -13,695,455.22
	2019					1,959,164,573.27	-----	-4,912,940.00	1,668,776,268.66	-----	285,475,364.61
	2018-2019					-5,817,445.72	-----	-----	-2,011,202.99	-----	⁴ -3,806,242.73
	2018					290,726,929.01	-----	-60,562,972.50	119,360,437.12	-----	110,803,519.39
	2017-2018					-4,500,882.18	-----	-----	-3,176,844.62	-----	⁴ -1,324,037.56
	2017					94,798,723.39	-----	-47,000,000.00	19,764,604.27	-----	28,034,119.12
	2016-2017					-2,592,614.95	-----	-----	-1,721,234.67	-----	⁴ -871,380.28
	2016					97,037,304.63	-----	-25,909,689.00	5,825,899.41	-----	65,301,716.22
	2015-2016					-1,842,261.17	-----	-----	-1,240,942.11	-----	⁴ -601,319.06
	2015					45,091,549.88	-----	-49,977,036.80	-4,999,050.47	113,563.55	-----
	2014-2015					664,407.00	-----	-100,000.00	496,625.64	67,781.36	-----
	No Year					1,238,260,679.88	70,406,747.00	153,538,606.00	264,904,886.56	⁶ 71,974,000.00	1,125,327,146.32
Funds Held Outside the Treasury	2020					-----	-----	12,792,977.85	-----	-----	12,792,977.85
	2019					9,985,400.00	-----	-287,060.00	-----	-----	9,698,340.00
	2018					13,734,963.00	-----	-526,563.00	-----	-----	13,208,400.00
	2015					6,505,000.00	-----	-6,505,000.00	-----	-----	-----
	Subtotal		015	0200	000	3,744,425,581.53	9,490,381,463.00	-42,310,276.30	9,531,510,329.73	72,155,344.91	3,588,831,093.59
Construction, Federal Bureau of Investigation, Justice Fund Resources:											
Undisbursed Funds	No Year		015	0203	000	1,287,584,239.86	485,000,000.00	-----	291,055,327.54	-----	1,481,528,912.32

Footnotes at End of Chapter

Appropriations, Outlays, and Balances - Continued

Appropriation or Fund Account Title	Account Symbol				Balances, Beginning of Fiscal Year	Appropriations and Other Obligational Authority ¹	Transfers Borrowings and Investment (Net) ²	Outlays (Net)	Balances Withdrawn and Other Transactions ³	Balances, End of Fiscal Year	
	Period of Availability	ATA	AID	MAIN SUB							
Total, Federal Bureau of Investigation					5,032,009,821.39	9,975,381,463.00	-42,310,276.30	9,822,565,657.27	72,155,344.91	5,070,360,005.91	
Drug Enforcement Administration											
General Fund Accounts											
Salaries and Expenses, Drug Enforcement Administration, Justice Fund Resources:											
Undisbursed Funds	2020-2021		015	1100	000	-----	14,729,916.00	-----	-2,035,704.68	-----	16,765,620.68
	2020					-----	2,293,356,400.00	-15,080,089.13	1,802,619,966.18	-----	475,656,344.69
	2019-2020					15,088,066.59	-----	364,442.00	12,056,433.80	-----	3,396,074.79
	2019					441,245,051.87	-----	3,322,357.52	347,612,008.16	-----	96,955,401.23
	2018-2019					2,915,896.55	-----	-----	2,276,261.32	-----	639,635.23
	2018					67,012,841.12	-----	-21,051,145.00	17,810,934.43	-----	28,150,761.69
	2017-2018					758,438.87	-----	-----	271,911.77	-----	486,527.10
	2017					8,056,704.42	-----	-3,488,118.00	1,001,943.98	-----	3,566,642.44
	2016-2017					347,206.75	-----	-----	10,356.99	-----	336,849.76
	2016					4,337,932.31	-----	-550,436.00	1,480,899.88	-----	2,306,596.43
	2015-2016					299,843.83	-----	-----	-----	-----	299,843.83
	2015					2,757,579.27	-----	-2,708,954.55	-51,528.57	100,153.29	-----
	2014-2015					46,356.36	-----	-----	-----	46,356.36	-----
	No Year					329,660,436.39	14,949,816.00	43,440,549.55	124,911,028.93	° 10,000,000.00	253,139,773.01
Funds Held Outside the Treasury	2020					-----	-----	15,080,089.13	-----	-----	15,080,089.13
	2019					14,264,253.52	-----	-14,264,253.52	-----	-----	-----
	Subtotal		015	1100	000	886,790,607.85	2,323,036,132.00	5,064,442.00	2,307,964,512.19	10,146,509.65	896,780,160.01
Special Fund Accounts											
Diversion Control Fee Account, Justice Fund Resources:											
Undisbursed Funds	No Year		015	5131	000	222,540,193.70	427,638,928.45	-----	504,526,394.07	-----	145,652,728.08
Total, Drug Enforcement Administration						1,109,330,801.55	2,750,675,060.45	5,064,442.00	2,812,490,906.26	10,146,509.65	1,042,432,888.09
Bureau of Alcohol, Tobacco, Firearms, and Explosives											
General Fund Accounts											
Salaries and Expenses, Bureau of Alcohol, Tobacco, Firearms and Explosives, Justice Fund Resources:											
Undisbursed Funds	2020-2021		015	0700	000	-----	434,654.00	-----	43,733.48	-----	390,920.52
	2020					-----	1,400,000,000.00	-8,184,801.47	1,159,008,701.43	-----	232,806,497.10
	2019-2020					296,353.56	-----	30,003.00	249,004.18	-----	77,352.38
	2019					184,152,163.82	-----	6,181,801.47	159,821,832.31	-----	30,512,132.98
	2018-2019					130,213.67	-----	-----	71,919.22	-----	58,294.45
	2018					28,497,578.78	-----	-2,200,000.00	15,356,490.83	-----	10,941,087.95
	2017-2018					19,285.49	-----	-----	-----	-----	19,285.49
	2017					11,391,744.80	-----	-7,000,000.00	2,041,551.40	-----	2,350,193.40
	2016-2017					35,832.37	-----	-----	-----	-----	35,832.37
	2016					5,678,955.54	-----	-2,300,000.00	392,893.32	-----	2,986,062.22

Footnotes at End of Chapter

Appropriations, Outlays, and Balances - Continued

Appropriation or Fund Account Title	Account Symbol				Balances, Beginning of Fiscal Year	Appropriations and Other Obligational Authority ¹	Transfers Borrowings and Investment (Net) ²	Outlays (Net)	Balances Withdrawn and Other Transactions ³	Balances, End of Fiscal Year
	Period of Availability	ATA	AID	MAIN						
	2015-2016				15,616.21	-----	-----	-----	-----	15,616.21
	2015				2,844,699.31	-----	-2,720,428.73	23,486.87	100,783.71	-----
	2014-2015				6,682.51	-----	-1,682.51	-----	5,000.00	-----
Funds Held Outside the Treasury	No Year				183,103,037.09	-18,456,563.00	15,000,000.00	15,263,290.35	-----	164,383,183.74
	2020				-----	-----	8,184,801.47	-----	-----	8,184,801.47
	2019				7,181,801.47	-----	-7,181,801.47	-----	-----	-----
	Subtotal		015	0700	423,353,964.62	1,381,978,091.00	-192,108.24	1,352,272,903.39	105,783.71	452,761,260.28
Total, Bureau of Alcohol, Tobacco, Firearms, and Explosives					423,353,964.62	1,381,978,091.00	-192,108.24	1,352,272,903.39	105,783.71	452,761,260.28
Federal Prison System										
General Fund Accounts										
Buildings and Facilities, Federal Prison System, Justice Fund Resources:										
Undisbursed Funds	No Year		015	1003	864,995,545.52	308,000,000.00	-----	121,575,441.38	-----	1,051,420,104.14
Salaries and Expenses, Federal Prison System, Justice Fund Resources:										
Undisbursed Funds	2020		015	1060	-----	7,465,000,000.00	-443,700.00	6,538,551,387.48	-----	926,004,912.52
	2019-2020				-----	-----	50,000,000.00	50,000,000.00	-----	-----
	2019				1,010,750,771.94	-----	-49,598,000.00	821,286,594.27	-----	139,866,177.67
	2018-2019				4,327.86	-----	-----	240.00	-----	4,087.86
	2018				237,232,750.13	-----	-----	25,178,079.77	-----	212,054,670.36
	2017				94,892,303.57	-----	-----	4,112,370.21	-----	90,779,933.36
	2016-2017				358,872.58	-----	-----	-----	-----	358,872.58
	2016				32,227,928.54	-----	-----	459,734.14	-----	31,768,194.40
	2015				25,364,284.20	-----	-20,902,526.69	4,361,522.87	100,234.64	-----
	2014-2015				10,000,000.00	-----	-9,995,000.00	-----	5,000.00	-----
	No Year				1,689,893.54	-----	-----	987,134.15	-----	702,759.39
Transfer To:										
Health Resources and Services Administration, Health and Human Services	2020	075	015	1060	003	-----	105,000,000.00	-----	95,215,655.09	-----
	2019					11,957,303.12	-----	8,809,707.51	-----	3,147,595.61
	2018					1,230,147.10	-----	-2,037.57	-----	1,232,184.67
	2017					1,368,579.09	-----	11,541.78	-----	1,357,037.31
	2016					1,370,885.60	-----	-----	-----	1,370,885.60
	2015					309,041.91	-----	-309,041.91	-----	-----
Funds Held Outside the Treasury	2020		015	1060	000	-----	-----	443,700.00	-----	443,700.00
	2019					402,000.00	-----	-402,000.00	-----	-----
	Subtotal		015	1060	000	1,429,159,089.18	7,570,000,000.00	-31,206,568.60	7,548,971,929.70	105,234.64
Intragovernmental Funds										
Prison Industries Fund, Justice Fund Resources:										
Undisbursed Funds	No Year		015	4500	000	57,508,656.44	-----	42,807,595.24	87,011,282.70	-----
Unrealized Discount on Investments						-2,717,263.82	-----	491,825.81	-----	-2,225,438.01
Investments in US Treasury Securities						329,868,012.41	-----	-43,299,421.05	-----	286,568,591.36

Footnotes at End of Chapter

Appropriations, Outlays, and Balances - Continued

Appropriation or Fund Account Title	Account Symbol				Balances, Beginning of Fiscal Year	Appropriations and Other Obligational Authority ¹	Transfers Borrowings and Investment (Net) ²	Outlays (Net)	Balances Withdrawn and Other Transactions ³	Balances, End of Fiscal Year	
	Period of Availability	ATA	AID	MAIN							SUB
Trust Fund Accounts	Subtotal		015	4500	000	384,659,405.03	-----	0.00	87,011,282.70	-----	297,648,122.33
Commissary Funds, Federal Prisons, Justice Fund Resources:											
Undisbursed Funds	No Year		015	8408	000	83,538,692.89	-----	-----	5,071,613.43	-----	78,467,079.46
Total, Federal Prison System						2,762,352,732.62	7,878,000,000.00	-31,206,568.60	7,762,630,267.21	105,234.64	2,846,410,662.17
Office of Justice Programs											
General Fund Accounts											
Weed and Seed Program Fund, Justice Fund Resources:											
Undisbursed Funds	No Year		015	0334	000	2,174.16	-1,046.65	-----	-2,025.53	-----	3,153.04
Research, Evaluation, and Statistics, Office of Justice Programs, Justice Fund Resources:											
Undisbursed Funds	2020		015	0401	000	-----	1,000,000.00	-----	-----	-----	1,000,000.00
	2018					50,000.00	-----	-----	-----	-----	50,000.00
	No Year					364,801,338.26	160,034,206.87	-----	161,765,308.58	-----	363,070,236.55
	Subtotal		015	0401	000	364,851,338.26	161,034,206.87	-----	161,765,308.58	-----	364,120,236.55
Public Safety Officers Benefits, Office of Justice Programs, Justice Fund Resources:											
Undisbursed Funds	No Year		015	0403	000	54,980,102.51	112,505,051.12	-----	108,287,625.60	-----	59,197,528.03
State and Local Law Enforcement Assistance, Office of Justice Programs, Office of Justice Programs, Justice Fund Resources:											
Undisbursed Funds	2018		015	0404	000	1,895,685.82	-----	-----	1,583,020.16	-----	312,665.66
	No Year					3,543,690,140.09	2,589,502,101.74	-----	1,804,696,535.80	-----	4,328,495,706.03
	Subtotal		015	0404	000	3,545,585,825.91	2,589,502,101.74	-----	1,806,279,555.96	-----	4,328,808,371.69
Juvenile Justice Programs, Office of Justice Programs, Justice Fund Resources:											
Undisbursed Funds	No Year		015	0405	000	534,359,874.90	300,548,987.63	-----	223,549,365.74	-----	611,359,496.79
Community Oriented Policing Services, Office of Justice Programs, Justice Fund Resources:											
Undisbursed Funds	No Year		015	0406	000	658,983,994.87	287,767,600.00	-----	150,169,668.81	-----	796,581,926.06
Violence Against Women Prevention and Prosecution Programs, Office of Justice Programs, Justice Fund Resources:											
Undisbursed Funds	No Year		015	0409	000	1,156,223,745.37	499,833,800.00	-----	444,388,229.28	-----	1,211,669,316.09
Salaries and Expenses, Office of Justice Programs, Justice Fund Resources:											
Undisbursed Funds	No Year		015	0420	000	299,602.68	-----	-----	-----	⁶ 21,882.59	277,720.09
Special Fund Accounts											
Crime Victims Fund, Justice Fund Resources:											
Undisbursed Funds	No Year		015	5041	000	14,265,086,766.98	40,983,986.30	-----	2,710,147,491.22	-----	11,595,923,262.06
Transfer To:											

Footnotes at End of Chapter

Appropriations, Outlays, and Balances - Continued

Appropriation or Fund Account Title	Account Symbol					Balances, Beginning of Fiscal Year	Appropriations and Other Obligational Authority ¹	Transfers Borrowings and Investment (Net) ²	Outlays (Net)	Balances Withdrawn and Other Transactions ³	Balances, End of Fiscal Year
	Period of Availability	ATA	AID	MAIN	SUB						
Administration for Children and Families, Health and Human Services	No Year	075	015	5041	016	44,392,400.79	16,997,872.47	-----	14,495,886.45	-----	46,894,386.81
Subtotal			015	5041	000	14,309,479,167.77	57,981,858.77	-----	2,724,643,377.67	-----	11,642,817,648.87
Domestic Trafficking Victims' Fund, Office of Justice Programs, Justice Fund Resources: Undisbursed Funds	No Year		015	5606	000	14,698,601.68	940,948.99	5,000,000.00	4,882,435.32	-----	15,757,115.35
Trust Fund Accounts											
Gifts, Crime Victims Fund, Office of Justice Programs, Justice Fund Resources: Undisbursed Funds	No Year		015	8306	000	25,460.80	250.00	-----	-----	-----	25,710.80
Office of Justice Programs, Community Oriented Policing Services, Violent Crime Reduction Programs, Justice Fund Resources: Undisbursed Funds	No Year		015	8594	000	247,363.17	-----	-----	-----	247,363.17	-----
Total, Office of Justice Programs						20,639,737,252.08	4,010,113,758.47	5,000,000.00	5,623,963,541.43	269,245.76	19,030,618,223.36
Deductions for Offsetting Receipts											
Proprietary Receipts from the Public						-----	-1,209,070,210.47	-----	-1,209,070,210.47	-----	-----
Intrabudgetary Receipts Deducted by Agency						-----	700,033,423.22	-----	700,033,423.22	-----	-----
Offsetting Governmental Receipts						-----	-754,937,598.03	-----	-754,937,598.03	-----	-----
Total, Offsetting Receipts						-----	-1,263,974,385.28	-----	-1,263,974,385.28	-----	-----
Total, Department of Justice						40,617,951,774.21	35,517,207,605.05	5,358,223.75	39,606,575,175.93	87,467,138.96	36,446,475,288.12

Footnotes at End of Chapter

Footnotes

- 1 The amounts in this column, unless otherwise footnoted, represent appropriations, increases and rescissions in borrowing authority or new contract authority. Appropriation accounts with appropriation transfer activity are presented in Table 1 (Appropriations and Appropriation Transfers) at the end of this chapter.
- 2 The amounts in this column, unless otherwise footnoted, represent transfers - other than appropriation transfers, borrowings (gross), investments (net), unrealized discounts or funds held outside the Treasury.
- 3 The amounts in this column, unless otherwise footnoted, represent obligated balances canceled for fiscal year 2015 pursuant to 31 U.S.C. 1553 and adjustments to borrowing and contract authority.
- 4 Subject to disposition by the administrative agency.
- 5 The opening balance(s) of the following account(s) have been adjusted during the current fiscal year and do not agree with last year's closing balance(s):

<u>Account Symbol:(ATA, AID, POA, MAIN, SUB)</u>	<u>Adjustment</u>
015 X 0319 000 - Undi sbursed Funds	-\$142,500.00
015 2019 0327 000 - Undi sbursed Funds	-\$114,708.39
015 2018 0327 000 - Undi sbursed Funds	-\$1,008,106.65
015 2017 0327 000 - Undi sbursed Funds	-\$332,891.95
015 X 0340 000 - Undi sbursed Funds	-\$7,081,788.01

- 6 Represents capital transfer to miscellaneous receipts.

Appropriations, Outlays, and Balances - Continued

Footnotes

Table 1 - Appropriations and Appropriation Transfers - Department of Justice

AID	ATA	Period of Availability	MAIN	Net Appropriations and Appropriation Transfers	Appropriation Amount	Net Appropriation Transfers	AID Involved	ATA Involved	Period of Availability Involved	MAIN Involved	Amount From or To (-)
015		20	0128	916,282,000.00	916,610,000.00	-328,000.00	015		20	0324	-328,000.00
015		X	0200	70,406,747.00	0.00	70,406,747.00	015		20	0200	66,900,000.00
							015		X	0700	3,506,747.00
015		20	0200	9,417,672,000.00	9,487,902,000.00	-70,230,000.00	015		X	0200	-66,900,000.00
							015		20	0324	-2,330,000.00
							015		20	0401	-1,000,000.00
015		2021	0200	2,302,716.00	0.00	2,302,716.00	011		2021	1070	2,302,716.00
015		X	0319	65,146,903.48	65,182,403.48	-35,500.00	015		X	0324	-35,500.00
015		20	0322	2,256,397,500.00	2,257,541,000.00	-1,143,500.00	015		20	0324	-1,143,500.00
015		2021	0322	560,727.00	0.00	560,727.00	011		2021	1070	560,727.00
015		X	0323	49,857,400.00	50,000,000.00	-142,600.00	015		X	0324	-142,600.00
015		X	0324	266,700.00	0.00	266,700.00	015		X	0319	35,500.00
							015		X	0323	142,600.00
							015		X	0406	7,400.00
							015		X	0409	12,200.00
							015		X	5073	69,000.00
015		20	0324	1,449,733,300.00	1,445,000,000.00	4,733,300.00	015		20	0128	328,000.00
							015		20	0200	2,330,000.00
							015		20	0322	1,143,500.00
							015		20	0339	83,000.00
							015		20	0500	19,000.00
							015		20	1061	1,100.00
							015		20	1100	796,600.00
							015		20	1300	32,100.00
015		2021	0324	757,183.00	0.00	757,183.00	011		2021	1070	757,183.00
015		X	0328	12,000,000.00	2,000,000.00	10,000,000.00	015		X	5041	10,000,000.00
015		20	0328	104,000,000.00	105,000,000.00	-1,000,000.00	015		2021	0328	-1,000,000.00
015		2021	0328	1,000,000.00	0.00	1,000,000.00	015		20	0328	1,000,000.00
015		X	0339	8,000,000.00	0.00	8,000,000.00	015		20	0339	8,000,000.00
015		20	0339	664,883,000.00	668,966,000.00	-4,083,000.00	015		20	0324	-83,000.00
							015		X	0339	-8,000,000.00
							070		X	5088	4,000,000.00
015		X	0401	160,034,206.87	77,384,206.87	82,650,000.00	015		X	0404	35,750,000.00

Appropriations, Outlays, and Balances - Continued

Footnotes

Table 1 - Appropriations and Appropriation Transfers - Department of Justice

AID	ATA	Period of Availability	MAIN	Net Appropriations and Appropriation Transfers	Appropriation Amount	Net Appropriation Transfers	AID Involved	ATA Involved	Period of Availability Involved	MAIN Involved	Amount From or To (-)
							015		X	0405	6,400,000.00
							015		X	0406	38,000,000.00
							015		X	0409	2,500,000.00
015		20	0401	1,000,000.00	0.00	1,000,000.00	015		20	0200	1,000,000.00
015		X	0404	2,589,502,101.74	2,681,734,001.74	-92,231,900.00	013		X	0500	-1,500,000.00
							015		X	0401	-35,750,000.00
							015		X	0406	225,000.00
							015		X	0409	154,000.00
							015		X	1020	-55,360,900.00
015		X	0405	300,548,987.63	311,904,720.63	-11,355,733.00	015		X	0401	-6,400,000.00
							015		X	1020	-4,955,733.00
015		X	0406	287,767,600.00	330,000,000.00	-42,232,400.00	015		X	0324	-7,400.00
							015		X	0401	-38,000,000.00
							015		X	0404	-225,000.00
							015		X	1020	-4,000,000.00
015		X	0409	499,833,800.00	67,500,000.00	432,333,800.00	015		X	0324	-12,200.00
							015		X	0401	-2,500,000.00
							015		X	0404	-154,000.00
							015		X	5041	435,000,000.00
015		20	0500	15,981,000.00	16,000,000.00	-19,000.00	015		20	0324	-19,000.00
015		X	0700	-18,456,563.00	0.00	-18,456,563.00	015		X	0200	-3,506,747.00
							015		X	1100	-14,949,816.00
015		2021	0700	434,654.00	0.00	434,654.00	011		2021	1070	434,654.00
015		X	1020	1,931,777,633.00	1,867,461,000.00	64,316,633.00	015		X	0404	55,360,900.00
							015		X	0405	4,955,733.00
							015		X	0406	4,000,000.00
015		20	1060	7,465,000,000.00	7,570,000,000.00	-105,000,000.00	015	075	20	1060	-105,000,000.00
015		20	1061	13,306,900.00	13,308,000.00	-1,100.00	015		20	0324	-1,100.00
015		X	1100	14,949,816.00	0.00	14,949,816.00	015		X	0700	14,949,816.00
015		20	1100	2,293,356,400.00	2,294,153,000.00	-796,600.00	015		20	0324	-796,600.00
015		2021	1100	14,729,916.00	0.00	14,729,916.00	011		2021	1070	14,729,916.00
015		20	1300	109,967,900.00	110,000,000.00	-32,100.00	015		20	0324	-32,100.00
015		X	5041	-461,997,872.47	0.00	-461,997,872.47	015		X	0328	-10,000,000.00

Appropriations, Outlays, and Balances - Continued

Footnotes

Table 1 - Appropriations and Appropriation Transfers - Department of Justice

AID	ATA	Period of Availability	MAIN	Net Appropriations and Appropriation Transfers	Appropriation Amount	Net Appropriation Transfers	AID Involved	ATA Involved	Period of Availability Involved	MAIN Involved	Amount From or To (-)
015		X	5073	-69,000.00	0.00	-69,000.00	015		X	0409	-435,000,000.00
015	075	20	1060	105,000,000.00	0.00	105,000,000.00	015	075	X	5041	-16,997,872.47
015	075	X	5041	16,997,872.47	0.00	16,997,872.47	015		X	0324	-69,000.00
015	075	X	5041	16,997,872.47	0.00	16,997,872.47	015		X	1060	105,000,000.00
015	075	X	5041	16,997,872.47	0.00	16,997,872.47	015		X	5041	16,997,872.47
Total				30,358,931,528.72	30,337,646,332.72	21,285,196.00					21,285,196.00

Appropriations, Outlays, and Balances - Continued

Appropriation or Fund Account Title	Account Symbol				Balances, Beginning of Fiscal Year	Appropriations and Other Obligational Authority ¹	Transfers Borrowings and Investment (Net) ²	Outlays (Net)	Balances Withdrawn and Other Transactions ³	Balances, End of Fiscal Year	
	Period of Availability	ATA	AID	MAIN							SUB
<p>Department of Labor</p> <p>Employment and Training Administration</p> <p>General Fund Accounts</p>											
<p>Short Time Compensation Programs, Employment and Training Administration, Labor Fund Resources:</p>											
Undisbursed Funds	No Year		016	0168	000	969,028.54	786,030,508.00	-----	366,685,299.68	-----	420,314,236.86
<p>Program Administration, Employment and Training Administration, Labor Fund Resources:</p>											
Undisbursed Funds	2020-2022		016	0172	000	-----	4,000,000.00	-----	206,559.66	-----	3,793,440.34
	2020-2021					-----	-----	-----	-89,102.80	-----	89,102.80
	2020					-----	108,674,000.00	-----	102,476,976.02	-----	6,197,023.98
	2019-2020					143,012.54	-----	3,000,000.00	115,769.53	-----	3,027,243.01
	2019					16,897,054.91	-----	-----	15,256,815.38	-----	1,640,239.53
	2018-2019					3,225,453.58	-----	-----	189,801.43	-----	3,035,652.15
	2018					1,782,828.53	-----	-----	1,422,117.76	-----	360,710.77
	2017-2018					89,354.89	-----	-----	-2,246.04	-----	91,600.93
	2017					1,540,445.54	-----	-----	79,613.15	-----	1,460,832.39
	2016-2017					34,669.79	-----	-----	-----	-----	34,669.79
	2016					1,894,890.63	-----	-----	83,129.03	-----	1,811,761.60
	2015-2016					-163,510.50	-----	-----	-174,623.33	-----	11,112.83
	2015					1,814,172.44	-----	-----	22,726.13	1,791,446.31	-----
	2014-2015					89,332.61	-----	-----	-----	89,332.61	-----
	Subtotal		016	0172	000	27,347,704.96	112,674,000.00	3,000,000.00	119,587,535.92	1,880,778.92	21,553,390.12
<p>Training and Employment Services, Employment and Training Administration, Labor Fund Resources:</p>											
Undisbursed Funds	2020-2022		016	0174	000	-----	345,000,000.00	-----	8,396,664.64	-----	336,603,335.36
	2020-2021					-----	1,822,637,750.00	-----	45,716,242.62	-----	1,776,921,507.38
	2020					-----	1,770,110,000.00	-----	787,170,172.87	-----	982,939,827.13
	2019-2020					1,702,190,704.17	-----	-210,000.00	874,041,650.27	-----	827,939,053.90
	2019					868,565,322.96	-----	-----	581,996,316.99	-----	286,569,005.97
	2018-2019					754,182,439.56	-----	-----	407,641,646.87	-----	346,540,792.69
	2018					297,414,092.13	-----	-----	221,661,968.35	-----	75,752,123.78
	2017-2018					235,628,747.09	-----	-----	143,728,769.50	-----	91,899,977.59
	2017					22,387,651.29	-----	-----	1,595,793.76	-----	20,791,857.53
	2016-2017					63,327,385.34	-----	-----	32,865,877.70	-----	30,461,507.64
	2016					38,781,017.80	-----	-----	9,180,399.14	-----	29,600,618.66
	2015-2016					21,774,351.80	-----	-----	3,616,148.15	-----	18,158,203.65
	2015					46,368,894.93	-----	-----	-9,948.22	46,378,843.15	-----
	2014-2015					18,356,297.50	-----	-----	2,420,546.34	15,935,751.16	-----
	No Year					-----	-----	-----	-74,746.00	-----	74,746.00
<p>Transfer To:</p>											
Bureau of Indian Affairs	2020-2021	014	016	0174	020	-----	16,562,250.00	-----	15,482,989.00	-----	1,079,261.00

Footnotes at End of Chapter

Appropriations, Outlays, and Balances - Continued

Appropriation or Fund Account Title	Account Symbol				Balances, Beginning of Fiscal Year	Appropriations and Other Obligational Authority ¹	Transfers Borrowings and Investment (Net) ²	Outlays (Net)	Balances Withdrawn and Other Transactions ³	Balances, End of Fiscal Year
	Period of Availability	ATA	AID	MAIN SUB						
	2019-2020				1,589,665.00	-----	-----	1,589,665.00	-----	-----
	2019				1,588,138.97	-----	-----	1,588,138.97	-----	-----
	2018				7,371,421.53	-----	-----	7,371,421.53	-----	-----
	Subtotal		016	0174 000	4,079,526,130.07	3,954,310,000.00	-210,000.00	3,145,979,717.48	62,314,594.31	4,825,331,818.28
Community Service Employment for Older Americans, Employment and Training Administration, Labor Fund Resources:										
Undisbursed Funds	2020-2021		016	0175 000	-----	403,705,000.00	-----	62,554,585.10	-----	341,150,414.90
	2019-2020				336,501,309.37	-----	-1,162,000.00	325,433,566.90	-----	9,905,742.47
	2017-2020				-----	-----	11,300,065.00	2,431,657.61	-----	8,868,407.39
	2018-2019				11,584,037.35	-----	-----	1,211,205.59	-----	10,372,831.76
	2016-2019				3,626,932.15	-----	-----	2,984,987.90	-----	641,944.25
	2017-2018				13,059,105.75	-----	-11,300,065.00	676,527.26	-----	1,082,513.49
	2015-2018				1,426,438.75	-----	-----	390,432.30	-----	1,036,006.45
	2016-2017				126,685.73	-----	-----	-87,876.09	-----	214,561.82
	2014-2017				240,337.91	-----	-----	-----	-----	240,337.91
	2015-2016				1,134,421.87	-----	-----	-----	-----	1,134,421.87
	2013-2016				195,244.84	-----	-----	-----	-----	195,244.84
	2014-2015				239,544.04	-----	-----	-----	239,544.04	-----
	2012-2015				103,603.09	-----	-----	-----	103,603.09	-----
	Subtotal		016	0175 000	368,237,660.85	403,705,000.00	-1,162,000.00	395,595,086.57	343,147.13	374,842,427.15
Payments to the Unemployment Trust Fund, Employment and Training Administration, Labor Fund Resources:										
Undisbursed Funds	No Year		016	0178 000	-----	84,630,616,730.00	-----	84,630,616,730.00	-----	-----
State Unemployment Insurance and Employment Service Operations, Employment and Training Administration, Labor Fund Resources:										
Undisbursed Funds	2020-2021		016	0179 000	-----	84,066,000.00	-----	-15,564,993.59	-----	99,630,993.59
	2020				-----	-----	-----	-3,716,600.24	-----	3,716,600.24
	2019-2020				428,797,382.00	-----	-3,038,000.00	172,230,916.68	-----	253,528,465.32
	2019				13,898,756.57	-----	-----	10,487,082.81	-----	3,411,673.76
	2018-2019				269,309,239.51	-----	-----	240,312,501.94	-----	28,996,737.57
	2018				7,348,396.73	-----	-----	4,925,830.28	-----	2,422,566.45
	2017-2018				67,506,750.39	-----	-----	58,242,118.49	-----	9,264,631.90
	2017				1,526,930.71	-----	-----	309,669.66	-----	1,217,261.05
	2016-2017				8,197,916.46	-----	-----	6,669,138.32	-----	1,528,778.14
	2016				1,097,239.70	-----	-----	306,648.32	-----	790,591.38
	2015-2016				6,015,855.17	-----	-----	927,457.41	-----	5,088,397.76
	2015				1,220,240.82	-----	-----	1,220,240.82	-----	-----
	2014-2015				1,975,382.66	-----	-----	1,975,382.66	-----	-----
	2013-2014				4,983,156.51	-----	-----	4,983,156.51	-----	-----
	No Year				38,104,594.97	-----	-----	-444,171,695.98	-----	482,276,290.95

Footnotes at End of Chapter

Appropriations, Outlays, and Balances - Continued

Appropriation or Fund Account Title	Account Symbol				Balances, Beginning of Fiscal Year	Appropriations and Other Obligational Authority ¹	Transfers Borrowings and Investment (Net) ²	Outlays (Net)	Balances Withdrawn and Other Transactions ³	Balances, End of Fiscal Year	
	Period of Availability	ATA	AID	MAIN SUB							
	Subtotal		016	0179	000	849,981,842.20	84,066,000.00	-3,038,000.00	39,136,854.09	-----	891,872,988.11
Office of Job Corps, Employment and Training Administration, Labor Fund Resources:											
Undisbursed Funds	2020-2023		016	0181	000	-----	108,000,000.00	-----	-----	-----	108,000,000.00
	2019-2022					83,000,000.00	-----	-3,045,356.00	6,312,005.58	-----	73,642,638.42
	2020-2021					-----	1,551,364,852.00	-----	66,166,322.69	-----	1,485,198,529.31
	2018-2021					103,831,596.67	-----	-----	36,933,242.83	-----	66,898,353.84
	2020					-----	32,330,000.00	-----	31,081,587.25	-----	1,248,412.75
	2019-2020					1,487,205,087.10	-----	-102,744,538.00	994,315,209.64	-----	390,145,339.46
	2017-2020					27,534,501.85	-----	-----	14,978,322.67	-----	12,556,179.18
	2019					3,040,545.01	-----	-----	2,407,584.24	-----	632,960.77
	2018-2019					329,137,116.68	-----	-----	236,499,587.24	-----	92,637,529.44
	2016-2019					39,199,819.01	-----	-----	1,336,138.70	-----	37,863,680.31
	2018					937,357.72	-----	-----	104,687.35	-----	832,670.37
	2017-2018					103,968,181.44	-----	-----	36,247,806.79	-----	67,720,374.65
	2015-2018					8,001,979.33	-----	-----	1,430,203.00	-----	6,571,776.33
	2017					449,692.44	-----	-----	2,374.00	-----	447,318.44
	2016-2017					44,942,436.80	-----	-----	-72,669.52	-----	45,015,106.32
	2014-2017					7,688,580.85	-----	-----	72,076.53	-----	7,616,504.32
	2016					588,062.56	-----	-----	-----	-----	588,062.56
	2015-2016					31,251,859.32	-----	-----	467,763.07	-----	30,784,096.25
	2013-2016					11,974,274.53	-----	-----	4,614,714.35	-----	7,359,560.18
	2015					499,366.80	-----	-----	-----	499,366.80	-----
	2014-2015					23,734,606.50	-----	4,559,986.83	79,748.53	28,214,844.80	-----
	2012-2015					4,944,216.09	-----	32,072.59	23,947.00	4,952,341.68	-----
	2009-2010					-177,855.60	-----	-----	-----	-----	⁵ -177,855.60
	No Year					3,826,638.86	-----	-----	1,582,630.61	-----	2,244,008.25
Transfer To:											
Department of Agriculture	2019-2022	012	016	0181	000	-----	-----	3,045,356.00	616,865.09	-----	2,428,490.91
	2020-2021					-----	51,960,148.00	-----	21,357,119.83	-----	30,603,028.17
	2018-2021					2,979,566.16	-----	-----	1,588,640.81	-----	1,390,925.35
	2019-2020					24,107,383.72	-----	102,744,538.00	111,805,443.26	-----	15,046,478.46
	2017-2020					687,123.37	-----	-----	607,876.29	-----	79,247.08
	2018-2019					7,664,602.90	-----	-----	4,370,396.00	-----	3,294,206.90
	2016-2019					105,220.73	-----	-----	79,027.47	-----	26,193.26
	2017-2018					2,673,143.79	-----	-----	308,149.75	-----	2,364,994.04
	2015-2018					89,176.54	-----	-----	33,170.05	-----	56,006.49
	2016-2017					2,950,381.86	-----	-----	13,653.11	-----	2,936,728.75
	2014-2017					10,324.36	-----	-----	-----	-----	10,324.36
	2015-2016					3,283,003.37	-----	-----	-1,645.43	-----	3,284,648.80
	2013-2016					11,353.04	-----	-----	-----	-----	11,353.04
	2014-2015					4,559,796.52	-----	-4,559,986.83	-190.31	-----	-----
	2012-2015					32,072.59	-----	-32,072.59	-----	-----	-----

Footnotes at End of Chapter

Appropriations, Outlays, and Balances - Continued

Appropriation or Fund Account Title	Account Symbol				Balances, Beginning of Fiscal Year	Appropriations and Other Obligational Authority ¹	Transfers Borrowings and Investment (Net) ²	Outlays (Net)	Balances Withdrawn and Other Transactions ³	Balances, End of Fiscal Year	
	Period of Availability	ATA	AID	MAIN							SUB
Subtotal			016	0181	000	2,364,731,212.91	1,743,655,000.00	0.00	1,575,361,788.47	33,666,553.28	2,499,357,871.16
Office of Job Corps - Recovery Act, Departmental Management, Labor Fund Resources:											
Undisbursed Funds	2009-2010		016	0182	000	40,690,955.06	-----	-----	3,315,146.91	-----	⁶ 37,375,808.15
Training and Employment Services - Recovery Act, Employment and Training Administration, Labor Fund Resources:											
Undisbursed Funds	No Year		016	0184	000	23,760,684.10	-----	-----	245,870.97	-----	23,514,813.13
Federal Unemployment Benefits and Allowances, Employment and Training Administration, Labor Fund Resources:											
Undisbursed Funds	2020		016	0326	000	-----	639,880,000.00	-----	108,699,575.84	-----	531,180,424.16
	2019					598,110,717.45	-----	-----	24,921,606.44	-----	573,189,111.01
	2018					501,300,442.39	-----	-----	131,319,991.76	-----	369,980,450.63
	2017					346,656,510.71	-----	-----	21,151,108.32	-----	325,505,402.39
	2016					190,861,289.93	-----	-----	-66,376.71	-----	190,927,666.64
	2015					86,345,817.45	-----	-----	72,423.27	86,273,394.18	-----
Subtotal			016	0326	000	1,723,274,777.93	639,880,000.00	-----	286,098,328.92	86,273,394.18	1,990,783,054.83
Advances to the Unemployment Trust Fund and Other Funds, Employment and Training Administration, Labor Fund Resources:											
Undisbursed Funds	2020-2021		016	0327	000	-----	36,000,000,000.00	-----	-----	-----	36,000,000,000.00
Federal Additional Unemployment Compensation Program - Recovery Act, Employment and Training Administration, Labor Fund Resources:											
Undisbursed Funds	No Year		016	1800	000	17,106,790.19	-----	-----	-----	-----	17,106,790.19
Federal Unemployment Compensation Program, Employment and Training Administration, Labor Fund Resources:											
Undisbursed Funds	No Year		016	1801	000	7,833,239.45	279,288,288,107.50	-----	275,021,199,661.93	7,538,184.51	4,267,383,500.51
Special Fund Accounts											
Salaries and Expenses, H-1B Funded, State Unemployment Insurance and Employment Operations, Employment and Training Administration, Labor Fund Resources:											
Undisbursed Funds	2017-2018		016	5142	000	253,659.46	-----	-----	126,041.38	-----	127,618.08
	2016-2017					745,939.09	-----	-----	-440.34	-----	746,379.43
	No Year					18,845,155.33	19,214,905.50	-----	21,004,087.69	-----	17,055,973.14
Subtotal			016	5142	000	19,844,753.88	19,214,905.50	-----	21,129,688.73	-----	17,929,970.65
Salaries and Expenses, H-1B Funded, Training and Employment Services, Employment and Training Administration, Labor Fund Resources:											
Undisbursed Funds	No Year		016	5152	000	768,740,405.52	42,149,048.00	-----	132,987,088.02	-----	677,902,365.50
Trust Fund Accounts											
Unemployment Trust Fund - Treasury Managed, Labor Fund Resources:											
Undisbursed Funds	No Year		016	8042	000	450,005,913.58	⁷ 129,802,770,192.80	33,846,952,902.97	⁷ 200,414,342,554.72	-----	⁵ -36,314,613,545.37
Investments in US Treasury Securities						84,361,381,000.00	-----	-33,846,855,000.00	-----	-----	50,514,526,000.00

Footnotes at End of Chapter

Appropriations, Outlays, and Balances - Continued

Appropriation or Fund Account Title	Account Symbol				Balances, Beginning of Fiscal Year	Appropriations and Other Obligational Authority ¹	Transfers Borrowings and Investment (Net) ²	Outlays (Net)	Balances Withdrawn and Other Transactions ³	Balances, End of Fiscal Year	
	Period of Availability	ATA	AID	MAIN							SUB
Total, Employment and Training Administration	Subtotal		016	8042	000	84,811,386,913.58	129,802,770,192.80	97,902.97	200,414,342,554.72	-----	14,199,912,454.63
						95,103,432,099.24	537,507,359,491.80	-1,312,097.03	566,152,281,352.41	192,016,652.33	66,265,181,489.27
Employee Benefits Security Administration											
General Fund Accounts											
Salaries and Expenses, Employee Benefits Security Administration, Labor Fund Resources: Undisbursed Funds	2020-2022		016	1700	000	-----	1,000,000.00	-----	414,336.95	-----	585,663.05
	2020-2021					-----	3,000,000.00	-----	462,439.85	-----	2,537,560.15
	2020					-----	178,000,000.00	-----	155,689,279.28	-----	22,310,720.72
	2019					27,706,782.03	-----	-----	25,095,699.60	-----	2,611,082.43
	2018-2019					1,915,219.17	-----	-----	664,381.46	-----	1,250,837.71
	2018					2,484,269.09	-----	-----	1,437,067.43	-----	1,047,201.66
	2017					1,785,074.06	-----	-----	44,332.64	-----	1,740,741.42
	2016					971,482.15	-----	-----	-19,109.42	-----	990,591.57
	2015					2,005,758.72	-----	-----	5,611.71	2,000,147.01	-----
Total, Employee Benefits Security Administration	Subtotal		016	1700	000	36,868,585.22	182,000,000.00	-----	183,794,039.50	2,000,147.01	33,074,398.71
						36,868,585.22	182,000,000.00	-----	183,794,039.50	2,000,147.01	33,074,398.71
Pension Benefit Guaranty Corporation											
Public Enterprise Funds											
Pension Benefit Guaranty Corporation Fund, Pension Benefit Guaranty Corporation, Labor Fund Resources: Undisbursed Funds	2017-2021		016	4204	000	37,426,990.33	-----	-----	2,525,936.13	-----	34,901,054.20
	No Year					76,942,337.32	-----	-8,817,044,893.86	-8,947,412,300.43	-----	207,309,743.89
Unrealized Discount on Investments						-198,102,807.40	-----	-23,063,020.25	-----	-----	-221,165,827.65
Investments in US Treasury Securities						36,712,621,630.36	-----	8,840,107,914.11	-----	-----	45,552,729,544.47
Funds Held Outside the Treasury						5,000.00	-----	-----	-----	-----	5,000.00
Total, Pension Benefit Guaranty Corporation	Subtotal		016	4204	000	36,628,893,150.61	-----	-----	-8,944,886,364.30	-----	45,573,779,514.91
						36,628,893,150.61	-----	-----	-8,944,886,364.30	-----	45,573,779,514.91
Office of Workers' Compensation Programs											
General Fund Accounts											
Salaries and Expenses, Office of Workers' Compensation Programs, Labor Fund Resources: Undisbursed Funds	2020		016	0163	000	-----	115,424,000.00	-----	106,214,101.73	-----	9,209,898.27
	2019					10,805,928.48	-----	-----	9,963,873.29	-----	842,055.19
	2018					1,249,546.94	-----	-----	164,738.09	-----	1,084,808.85
	2017					1,115,158.37	-----	-----	37,682.33	-----	1,077,476.04
	2016					1,122,281.03	-----	-----	8,275.22	-----	1,114,005.81
	2015					914,988.96	-----	-----	5,461.71	909,527.25	-----
Total, Office of Workers' Compensation Programs	Subtotal		016	0163	000	15,207,903.78	115,424,000.00	-----	116,394,132.37	909,527.25	13,328,244.16

Footnotes at End of Chapter

Appropriations, Outlays, and Balances - Continued

Appropriation or Fund Account Title	Account Symbol				Balances, Beginning of Fiscal Year	Appropriations and Other Obligational Authority ¹	Transfers Borrowings and Investment (Net) ²	Outlays (Net)	Balances Withdrawn and Other Transactions ³	Balances, End of Fiscal Year	
	Period of Availability	ATA	AID	MAIN							SUB
Special Benefits for Disabled Coal Miners, Office of Workers' Compensation Program, Labor Fund Resources: Undisbursed Funds	No Year		016	0169	000	47,146,171.50	34,676,770.00	-----	63,246,460.35	-----	18,576,481.15
Special Benefits, Office of Workers' Compensation Programs, Labor Fund Resources: Undisbursed Funds	No Year		016	1521	000	1,750,228,762.65	234,600,000.00	-----	195,344,958.21	-----	1,789,483,804.44
Energy Employees Occupational Illness Compensation Fund, Labor Fund Resources: Undisbursed Funds	No Year		016	1523	000	-258,013,330.37	1,581,935,290.01	282,230,200.00	1,579,005,191.81	14,895.48	27,132,072.35
Investments in US Treasury Securities						282,230,200.00	-----	-282,230,200.00	-----	-----	-----
Subtotal			016	1523	000	24,216,869.63	1,581,935,290.01	-----	1,579,005,191.81	14,895.48	27,132,072.35
Administrative Expenses, Energy Employees Occupational Illness Compensation Fund, Office of Workers' Compensation Programs, Labor Fund Resources: Undisbursed Funds	No Year		016	1524	000	31,341,777.51	125,931,542.01	-----	126,512,874.80	-----	30,760,444.72
Special Fund Accounts											
Panama Canal Commission Compensation Fund, Labor Fund Resources: Undisbursed Funds	No Year		016	5155	000	428,811.89	504,347.05	3,410,232.25	4,054,590.10	-----	288,801.09
Investments in US Treasury Securities						25,406,509.32	-----	-3,410,232.25	-----	-----	21,996,277.07
Subtotal			016	5155	000	25,835,321.21	504,347.05	-----	4,054,590.10	-----	22,285,078.16
Trust Fund Accounts											
Relief and Rehabilitation, Longshoremen's and Harbor Workers' Compensation Act, as Amended, Labor Fund Resources: Undisbursed Funds	No Year		016	8130	000	264.04	103,193,639.87	14,803,170.00	100,773,643.49	-----	17,223,430.42
Investments in US Treasury Securities						59,803,170.00	-----	-14,803,170.00	-----	-----	45,000,000.00
Subtotal			016	8130	000	59,803,434.04	103,193,639.87	-----	100,773,643.49	-----	62,223,430.42
Relief and Rehabilitation, Workmen's Compensation Act, within the District of Columbia, Labor Fund Resources: Undisbursed Funds	No Year		016	8134	000	22,733.64	5,803,451.60	2,250,000.00	6,195,372.20	-----	1,880,813.04
Investments in US Treasury Securities						4,250,000.00	-----	-2,250,000.00	-----	-----	2,000,000.00
Subtotal			016	8134	000	4,272,733.64	5,803,451.60	-----	6,195,372.20	-----	3,880,813.04
Black Lung Disability Trust Fund - Treasury Managed, Labor Fund Resources: Undisbursed Funds	No Year		016	8144	000	42,973,475.74	138,087,222.05	333,705,016.13	155,303,958.03	-----	359,461,755.89
Transfer To: Employment Standards Administration, Labor Authority to Borrow from the Treasury	No Year	016	016	8144	015	36,418,537.21	165,775,000.00	-----	162,329,144.11	-----	39,864,393.10
						-----	2,322,600,000.00	-2,322,600,000.00	-----	312,930,640.47	-312,930,640.47
Subtotal			016	8144	000	79,392,012.95	2,626,462,222.05	-1,988,894,983.87	317,633,102.14	312,930,640.47	86,395,508.52
Total, Office of Workers' Compensation Programs						2,037,444,986.91	4,828,531,262.59	-1,988,894,983.87	2,509,160,325.47	313,855,063.20	2,054,065,876.96
Wage and Hour Division											

Footnotes at End of Chapter

Appropriations, Outlays, and Balances - Continued

Appropriation or Fund Account Title	Account Symbol				Balances, Beginning of Fiscal Year	Appropriations and Other Obligational Authority ¹	Transfers Borrowings and Investment (Net) ²	Outlays (Net)	Balances Withdrawn and Other Transactions ³	Balances, End of Fiscal Year
	Period of Availability	ATA	AID	MAIN SUB						
General Fund Accounts										
Salaries and Expenses, Wage and Hour Division, Labor Fund Resources:										
Undisbursed Funds	2020-2022		016	0143	000	----- 2,500,000.00	----- -----	2,246,805.83	-----	253,194.17
	2020					----- 242,000,000.00	----- -----	225,255,463.43	-----	16,744,536.57
	2019					11,804,480.03	-----	10,817,331.45	-----	987,148.58
	2018					1,265,332.31	-----	464,149.44	-----	801,182.87
	2017					1,046,347.50	-----	25,551.15	-----	1,020,796.35
	2016					2,503,073.31	-----	5,994.33	-----	2,497,078.98
	2015					2,463,617.22	-----	6,389.45	2,457,227.77	-----
	Subtotal		016	0143	000	19,082,850.37	244,500,000.00	238,821,685.08	2,457,227.77	22,303,937.52
Special Fund Accounts										
H-1B and L Fraud Protection and Detection Account, Wage and Hour Division, Labor Fund Resources:										
Undisbursed Funds	No Year		016	5393	000	12,646,640.19	42,225,059.01	44,295,076.66	-----	10,576,622.54
Total, Wage and Hour Division						31,729,490.56	286,725,059.01	283,116,761.74	2,457,227.77	32,880,560.06
Office of Federal Contract Compliance Programs										
General Fund Accounts										
Salaries and Expenses, Office of Federal Contract and Compliance Programs, Labor Fund Resources:										
Undisbursed Funds	2020		016	0148	000	----- 105,976,000.00	----- -----	91,803,748.52	-----	14,172,251.48
	2019					17,127,119.17	-----	15,132,181.20	-----	1,994,937.97
	2018					3,493,488.05	-----	1,535,476.04	-----	1,958,012.01
	2017					2,008,368.60	-----	-158,310.47	-----	2,166,679.07
	2016					2,819,733.66	-----	20,966.63	-----	2,798,767.03
	2015					1,351,716.09	-----	5,885.66	1,345,830.43	-----
	Subtotal		016	0148	000	26,800,425.57	105,976,000.00	108,339,947.58	1,345,830.43	23,090,647.56
Total, Office of Federal Contract Compliance Programs						26,800,425.57	105,976,000.00	108,339,947.58	1,345,830.43	23,090,647.56
Office of Labor Management Standards										
General Fund Accounts										
Salaries and Expenses, Office of Labor Management and Standards, Labor Fund Resources:										
Undisbursed Funds	2020		016	0150	000	----- 44,482,000.00	----- -----	41,129,849.09	-----	3,352,150.91
	2019					2,789,099.62	-----	2,490,894.16	-----	298,205.46
	2018					177,382.66	-----	9,208.54	-----	168,174.12
	2017					55,741.10	-----	4,630.86	-----	51,110.24
	2016					126,773.92	-----	4,948.51	-----	121,825.41
	2015					171,681.34	-----	5,611.71	166,069.63	-----
	Subtotal		016	0150	000	3,320,678.64	44,482,000.00	43,645,142.87	166,069.63	3,991,466.14
Total, Office of Labor Management Standards						3,320,678.64	44,482,000.00	43,645,142.87	166,069.63	3,991,466.14

Footnotes at End of Chapter

Appropriations, Outlays, and Balances - Continued

Appropriation or Fund Account Title	Account Symbol				Balances, Beginning of Fiscal Year	Appropriations and Other Obligational Authority ¹	Transfers Borrowings and Investment (Net) ²	Outlays (Net)	Balances Withdrawn and Other Transactions ³	Balances, End of Fiscal Year	
	Period of Availability	ATA	AID	MAIN							SUB
Occupational Safety and Health Administration											
General Fund Accounts											
Salaries and Expenses, Occupational Safety and Health Administration											
Fund Resources:											
Undisbursed Funds	2020-2022		016	0400	000	-----	5,500,000.00	-----	517,604.41	-----	4,982,395.59
	2020					-----	581,233,000.00	-----	513,748,351.27	-----	67,484,648.73
	2019					59,595,700.61	-----	-----	53,397,480.59	-----	6,198,220.02
	2018					5,314,444.75	-----	-----	2,156,857.77	-----	3,157,586.98
	2017					3,047,364.34	-----	-----	13,813.12	-----	3,033,551.22
	2016					4,338,245.39	-----	-----	8,780.35	-----	4,329,465.04
	2015					7,298,609.09	-----	-----	5,926.39	7,292,682.70	-----
	Subtotal		016	0400	000	79,594,364.18	586,733,000.00	-----	569,848,813.90	7,292,682.70	89,185,867.58
Total, Occupational Safety and Health Administration						79,594,364.18	586,733,000.00	-----	569,848,813.90	7,292,682.70	89,185,867.58
Mine Safety and Health Administration											
General Fund Accounts											
Salaries and Expenses, Mine Safety and Health Administration											
Fund Resources:											
Undisbursed Funds	2020		016	1200	000	-----	379,816,000.00	-----	329,644,056.68	-----	50,171,943.32
	2019					41,867,770.74	-----	-----	37,325,131.05	-----	4,542,639.69
	2018					3,237,708.07	-----	-----	1,068,590.74	-----	2,169,117.33
	2017					2,222,621.60	-----	-----	3,019.81	-----	2,219,601.79
	2016					2,001,601.22	-----	-----	6,637.14	-----	1,994,964.08
	2015					1,752,365.59	-----	-----	39,505.71	1,712,859.88	-----
	No Year					5,233.00	-----	-----	-----	-----	5,233.00
	Subtotal		016	1200	000	51,087,300.22	379,816,000.00	-----	368,086,941.13	1,712,859.88	61,103,499.21
Total, Mine Safety and Health Administration						51,087,300.22	379,816,000.00	-----	368,086,941.13	1,712,859.88	61,103,499.21
Bureau of Labor Statistics											
General Fund Accounts											
Salaries and Expenses, Bureau of Labor Statistics, Department of Labor											
Fund Resources:											
Undisbursed Funds	2020-2024		016	0200	000	-----	27,000,000.00	-----	-----	-----	27,000,000.00
	2020					-----	560,000,000.00	-----	466,341,943.78	-----	93,658,056.22
	2019					105,075,034.94	-----	-----	88,786,871.81	-----	16,288,163.13
	2018					8,407,986.84	-----	-----	1,749,100.49	-----	6,658,886.35
	2017					2,084,376.36	-----	-----	-54,515.21	-----	2,138,891.57
	2016					9,157,799.54	-----	-----	509,442.93	-----	8,648,356.61
	2015					1,207,819.16	-----	-----	-93,214.76	1,301,033.92	-----
	Subtotal		016	0200	000	125,933,016.84	587,000,000.00	-----	557,239,629.04	1,301,033.92	154,392,353.88
Total, Bureau of Labor Statistics						125,933,016.84	587,000,000.00	-----	557,239,629.04	1,301,033.92	154,392,353.88
Departmental Management											

Footnotes at End of Chapter

Appropriations, Outlays, and Balances - Continued

Appropriation or Fund Account Title	Account Symbol				Balances, Beginning of Fiscal Year	Appropriations and Other Obligational Authority ¹	Transfers Borrowings and Investment (Net) ²	Outlays (Net)	Balances Withdrawn and Other Transactions ³	Balances, End of Fiscal Year	
	Period of Availability	ATA	AID	MAIN SUB							
General Fund Accounts											
Office of the Inspector General, Departmental Management, Labor Fund Resources:											
Undisbursed Funds	2020		016	0106	000	-----	85,187,000.00	-----	73,338,746.26	-----	11,848,253.74
	2019					9,121,226.51	-----	-----	8,137,356.93	-----	983,869.58
	2018					1,150,152.17	-----	-----	430,141.85	-----	720,010.32
	2017					1,164,154.44	-----	-----	240,312.19	-----	923,842.25
	2016					478,153.72	-----	-----	5,611.71	-----	472,542.01
	2015					366,566.84	-----	-----	5,611.71	360,955.13	-----
	No Year					613,863.63	26,000,000.00	-----	815,902.70	-----	25,797,960.93
	Subtotal		016	0106	000	12,894,117.31	111,187,000.00	-----	82,973,683.35	360,955.13	40,746,478.83
IT Modernization, Departmental Management, Labor Fund Resources:											
Undisbursed Funds	2020-2021		016	0162	000	-----	25,269,000.00	-----	8,359,634.77	-----	16,909,365.23
	2019-2020					13,392,106.73	-----	-----	11,509,764.19	-----	1,882,342.54
	2018-2019					4,894,410.88	-----	-----	4,662,094.53	-----	232,316.35
	2017-2018					2,392,723.23	-----	-----	1,663,780.47	-----	728,942.76
	2016					144,105.22	-----	-----	-----	-----	144,105.22
	2015					543,383.53	-----	-----	-----	543,383.53	-----
	Subtotal		016	0162	000	21,366,729.59	25,269,000.00	-----	26,195,273.96	543,383.53	19,897,072.10
Veterans Employment and Training, Departmental Management, Labor Fund Resources:											
Undisbursed Funds	2020		016	0164	000	-----	55,000,000.00	-----	-88,186,585.44	-----	143,186,585.44
	2019-2020					3,500,000.00	-----	-----	1,870,593.25	-----	1,629,406.75
	2019					107,150,404.78	-----	-----	95,633,744.88	-----	11,516,659.90
	2018					11,699,531.44	-----	-----	933,774.45	-----	10,765,756.99
	2017					7,058,431.52	-----	-----	998,496.12	-----	6,059,935.40
	2016					7,003,953.51	-----	-----	-50,215.44	-----	7,054,168.95
	2015					5,131,012.91	-----	-----	-28,619.78	5,159,632.69	-----
	Subtotal		016	0164	000	141,543,334.16	55,000,000.00	-----	11,171,188.04	5,159,632.69	180,212,513.43
Salaries and Expenses, Departmental Management, Labor Fund Resources:											
Undisbursed Funds	2020-2027		016	0165	000	-----	30,000,000.00	-----	79,696.53	-----	29,920,303.47
	2020-2024					-----	180,000,000.00	-----	-----	-----	180,000,000.00
	2020-2022					-----	1,000,000.00	-----	230,215.47	-----	769,784.53
	2020-2021					-----	75,365,000.00	-----	928,521.15	-----	74,436,478.85
	2020					-----	273,245,000.00	-----	226,512,706.51	-----	46,732,293.49
	2019-2020					66,893,073.81	1,890,000.00	1,410,000.00	10,240,473.19	-----	59,952,600.62
	2019					47,079,636.09	-----	-----	38,717,860.40	-----	8,361,775.69
	2018-2019					59,979,419.81	-----	-----	17,054,802.37	-----	42,924,617.44
	2018					7,977,653.49	-----	-----	4,621,813.48	-----	3,355,840.01
	2017-2018					49,673,242.24	-----	-----	13,892,788.02	-----	35,780,454.22
	2017					2,328,245.89	-----	-----	318,441.09	-----	2,009,804.80

Footnotes at End of Chapter

Appropriations, Outlays, and Balances - Continued

Appropriation or Fund Account Title	Account Symbol				Balances, Beginning of Fiscal Year	Appropriations and Other Obligational Authority ¹	Transfers Borrowings and Investment (Net) ²	Outlays (Net)	Balances Withdrawn and Other Transactions ³	Balances, End of Fiscal Year
	Period of Availability	ATA	AID	MAIN						
	2016-2017				39,469,366.87	-----	-----	19,930,778.65	-----	19,538,588.22
	2016				1,595,658.56	-----	-----	6,022.15	-----	1,589,636.41
	2015-2016				13,714,050.79	-----	-----	9,336,972.17	-----	4,377,078.62
	2015				4,829,703.24	-----	-----	381,932.01	4,447,771.23	-----
	2014-2015				7,577,186.03	-----	-----	7,023,151.20	554,034.83	-----
	2010-2015				197,971.00	-----	-----	-----	197,971.00	-----
	No Year				312,749.84	-----	-----	-157,579.59	-----	470,329.43
	Subtotal	016	0165	000	301,627,957.66	561,500,000.00	1,410,000.00	349,118,594.80	5,199,777.06	510,219,585.80
Salaries and Expenses, Office of Disability Employment Policy, Labor Fund Resources:										
Undisbursed Funds	2020	016	0166	000	-----	38,500,000.00	-----	13,287,780.64	-----	25,212,219.36
	2019				25,131,135.09	-----	-----	14,082,187.06	-----	11,048,948.03
	2018				13,401,979.32	-----	-----	8,424,788.54	-----	4,977,190.78
	2017				5,525,297.00	-----	-----	2,661,159.41	-----	2,864,137.59
	2016				2,728,411.10	-----	-----	1,152,513.71	-----	1,575,897.39
	2015				2,111,578.72	-----	-----	163,200.68	1,948,378.04	-----
	Subtotal	016	0166	000	48,898,401.23	38,500,000.00	-----	39,771,630.04	1,948,378.04	45,678,393.15
Special Fund Accounts										
HIRE Vets Medallion Award Fund, Departmental Management, Labor Fund Resources:										
Undisbursed Funds	No Year	016	5623	000	74,100.00	106,350.00	-----	44,000.00	-----	136,450.00
Intragovernmental Funds										
Working Capital Fund, Labor Fund Resources:										
Undisbursed Funds	No Year	016	4601	000	175,808,800.97	-----	800,000.00	6,460,254.88	-----	170,148,546.09
Trust Fund Accounts										
Gifts and Bequests, Departmental Management, Labor Fund Resources:										
Undisbursed Funds	No Year	016	8131	000	144,824.59	-----	-----	-----	-----	144,824.59
Total, Departmental Management					702,358,265.51	791,562,350.00	2,210,000.00	515,734,625.07	13,212,126.45	967,183,863.99
Deductions for Offsetting Receipts										
Proprietary Receipts from the Public					-----	-18,487,897.98	-----	-18,487,897.98	-----	-----
Intrabudgetary Receipts Deducted by Agency					-----	-84,797,993,461.80	-----	-84,797,993,461.80	-----	-----
Total, Offsetting Receipts					-----	-84,816,481,359.78	-----	-84,816,481,359.78	-----	-----
Total, Department of Labor					134,827,462,363.50	460,483,703,803.62	-1,987,997,080.90	477,529,879,854.63	535,359,693.32	115,257,929,538.27

Footnotes at End of Chapter

Footnotes

- 1 The amounts in this column, unless otherwise footnoted, represent appropriations, increases and rescissions in borrowing authority or new contract authority. Appropriation accounts with appropriation transfer activity are presented in Table 1 (Appropriations and Appropriation Transfers) at the end of this chapter.
- 2 The amounts in this column, unless otherwise footnoted, represent transfers - other than appropriation transfers, borrowings (gross), investments (net), unrealized discounts or funds held outside the Treasury.
- 3 The amounts in this column, unless otherwise footnoted, represent obligated balances canceled for fiscal year 2015 pursuant to 31 U.S.C. 1553 and adjustments to borrowing and contract authority.
- 4 Pursuant to Public Law # 113-235, 128 Stat. 2453 as amended by Public Law 115-245, Sec. 114, the balance for this account has been extended beyond the normal period of availability to liquidate obligations.
- 5 Subject to disposition by the administrative agency.
- 6 Pursuant to Public Law # 111-5, 123 Stat. 174, the balance for this account has been extended beyond the normal period of availability to liquidate obligations.
- 7 Excludes \$31,427,633.88 refund of taxes.

Appropriations, Outlays, and Balances - Continued

Footnotes

Table 1 - Appropriations and Appropriation Transfers - Department of Labor

AID	ATA	Period of Availability	MAIN	Net Appropriations and Appropriation Transfers	Appropriation Amount	Net Appropriation Transfers	AID Involved	ATA Involved	Period of Availability Involved	MAIN Involved	Amount From or To (-)
016	012	2021	0181	51,960,148.00	0.00	51,960,148.00	016		2021	0181	51,960,148.00
016	014	2021	0174	16,562,250.00	0.00	16,562,250.00	016		2021	0174	16,562,250.00
016		X	0106	26,000,000.00	25,000,000.00	1,000,000.00	016		2022	0165	1,000,000.00
016		2022	0143	2,500,000.00	0.00	2,500,000.00	016		2022	0165	2,500,000.00
016		20	0150	44,482,000.00	43,187,000.00	1,295,000.00	016		2021	0175	1,295,000.00
016		1920	0165	1,890,000.00	0.00	1,890,000.00	016		20	0174	1,890,000.00
016		20	0165	273,245,000.00	272,691,000.00	554,000.00	016		20	0400	554,000.00
016		2022	0165	1,000,000.00	15,000,000.00	-14,000,000.00	016		X	0106	-1,000,000.00
							016		2022	0143	-2,500,000.00
							016		2022	0172	-4,000,000.00
							016		2022	0400	-5,500,000.00
							016		2022	1700	-1,000,000.00
016		2022	0172	4,000,000.00	0.00	4,000,000.00	016		2022	0165	4,000,000.00
016		20	0174	1,770,110,000.00	1,772,000,000.00	-1,890,000.00	016		1920	0165	-1,890,000.00
016		2021	0174	1,822,637,750.00	1,839,200,000.00	-16,562,250.00	016	014	2021	0174	-16,562,250.00
016		2021	0175	403,705,000.00	405,000,000.00	-1,295,000.00	016		20	0150	-1,295,000.00
016		2021	0181	1,551,364,852.00	1,603,325,000.00	-51,960,148.00	016	012	2021	0181	-51,960,148.00
016		20	0400	581,233,000.00	581,787,000.00	-554,000.00	016		20	0165	-554,000.00
016		2022	0400	5,500,000.00	0.00	5,500,000.00	016		2022	0165	5,500,000.00
016		20	1700	178,000,000.00	181,000,000.00	-3,000,000.00	016		2021	1700	-3,000,000.00
016		2021	1700	3,000,000.00	0.00	3,000,000.00	016		20	1700	3,000,000.00
016		2022	1700	1,000,000.00	0.00	1,000,000.00	016		2022	0165	1,000,000.00
016		X	8042	-192,600,000.00	0.00	-192,600,000.00	060		X	8051	-177,500,000.00
							060		X	8051	-15,100,000.00
016		X	8144	-165,775,000.00	0.00	-165,775,000.00	016	016	X	8144	-165,775,000.00
016	016	X	8144	165,775,000.00	0.00	165,775,000.00	016		X	8144	165,775,000.00
Total				6,545,590,000.00	6,738,190,000.00	-192,600,000.00					-192,600,000.00

Appropriations, Outlays, and Balances - Continued

Appropriation or Fund Account Title	Account Symbol				Balances, Beginning of Fiscal Year	Appropriations and Other Obligational Authority ¹	Transfers Borrowings and Investment (Net) ²	Outlays (Net)	Balances Withdrawn and Other Transactions ³	Balances, End of Fiscal Year
	Period of Availability	ATA	AID	MAIN SUB						
<p style="text-align: center;">Department of State Administration of Foreign Affairs General Fund Accounts</p>										
Salaries and Expenses, State Fund Resources: Undisbursed Funds	No Year		019	0107	000	1,324,177.30	-----	-----	-----	1,324,177.30
Diplomatic and Consular Programs, State Fund Resources: Undisbursed Funds	2020-2022		019	0113	000	-----	309,923,000.00	-----	134,466,202.18	175,456,797.82
	2020-2021					-----	353,281,795.00	-----	-11,397,654.62	364,679,449.62
	2020					-----	4,676,966,805.00	80,797,000.00	3,236,699,594.89	1,521,064,210.11
	2019-2020					579,702,921.79	-----	246,814,983.00	526,395,998.44	300,121,906.35
	2019					1,297,473,294.51	-----	-258,814,983.00	779,663,351.94	258,994,959.57
	2018-2019					325,491,105.25	-----	-----	229,424,188.61	96,066,916.64
	2018					268,671,929.53	-----	-----	84,126,480.72	184,545,448.81
	2017-2018					133,182,650.51	-----	-----	27,433,318.87	105,749,331.64
	2017					167,785,590.68	-----	-----	11,605,632.60	156,179,958.08
	2016-2017					71,777,176.53	-----	-----	2,213,853.11	69,563,323.42
	2016					118,809,122.56	-----	-----	9,715,664.33	109,093,458.23
	2015-2016					31,225,478.80	-----	-----	1,930,242.16	29,295,236.64
	2015					82,741,654.35	-----	-62,334,331.00	7,433,648.84	12,973,674.51
	2014-2015					63,122,537.88	-----	-18,265,480.00	15,382,383.66	29,474,674.22
	No Year					4,236,914,815.04	4,095,899,000.00	-323,407,000.00	3,988,730,634.34	4,020,676,180.70
	Subtotal		019	0113	000	7,376,898,277.43	9,436,070,600.00	-335,209,811.00	9,043,823,540.07	42,448,348.73
Capital Investment Fund, State Fund Resources: Undisbursed Funds	No Year		019	0120	000	54,418,028.41	139,500,000.00	-----	160,061,571.36	33,856,457.05
Conflict Stabilization Operations, State Fund Resources: Undisbursed Funds	No Year		019	0121	000	13,629,290.93	-----	-----	5,058,436.79	8,570,854.14
International Information Programs, State Fund Resources: Undisbursed Funds	No Year		019	0201	000	1,016,469.99	-----	-----	-----	1,016,469.99
Educational and Cultural Exchange Programs, State Fund Resources: Undisbursed Funds	2019-2020		019	0209	000	-----	-----	14,000,000.00	2,631,301.63	11,368,698.37
	2018-2019					16,265,719.30	-----	-----	9,368,901.38	6,896,817.92
	2017-2018					10,449,935.04	-----	-----	3,661,677.90	6,788,257.14
	2016-2017					15,044,208.10	-----	-----	5,774,856.13	9,269,351.97
	2015-2016					8,024,508.43	-----	-----	409,177.32	7,615,331.11
	2014-2015					7,688,474.10	-----	-----	70,996.95	7,617,477.15
	No Year					773,786,918.97	735,700,000.00	2,000,000.00	576,419,102.91	935,067,816.06
	Subtotal		019	0209	000	831,259,763.94	735,700,000.00	16,000,000.00	598,336,014.22	7,617,477.15

Footnotes at End of Chapter

Appropriations, Outlays, and Balances - Continued

Appropriation or Fund Account Title	Account Symbol				Balances, Beginning of Fiscal Year	Appropriations and Other Obligational Authority ¹	Transfers Borrowings and Investment (Net) ²	Outlays (Net)	Balances Withdrawn and Other Transactions ³	Balances, End of Fiscal Year	
	Period of Availability	ATA	AID	MAIN							SUB
Centralized Information Technology Modernization Program, State Fund Resources: Undisbursed Funds	No Year		019	0507	000	526,180.38	-----	-----	-----	526,180.38	
Protection of Foreign Missions and Officials, State Fund Resources: Undisbursed Funds	2020-2021		019	0520	000	-----	30,890,000.00	7,027,563.00	2,332,904.94	-----	35,584,658.06
	2019-2020					46,670,586.26	-----	-----	46,670,581.86	-----	4.40
	2018-2019					2,409,425.45	-----	-----	2,409,424.88	-----	0.57
	2017-2018					937,870.09	-----	-----	906,204.61	-----	31,665.48
	2016-2017					3,001.11	-----	-----	3,000.00	-----	1.11
	2015-2016					351.95	-----	-----	351.00	-----	0.95
	2014-2015					0.32	-----	-----	-----	0.32	-----
	No Year					414.64	-----	-----	-----	-----	414.64
	Subtotal		019	0520	000	50,021,649.82	30,890,000.00	7,027,563.00	52,322,467.29	0.32	35,616,745.21
Emergencies in the Diplomatic and Consular Service, State Fund Resources: Undisbursed Funds	No Year		019	0522	000	271,768,438.51	7,885,000.00	259,000,000.00	211,479,731.18	-----	327,173,707.33
Payment to the American Institute in Taiwan, State Fund Resources: Undisbursed Funds	2020		019	0523	000	-----	31,963,000.00	-----	20,908,112.52	-----	11,054,887.48
	2019					15,371,518.73	-----	-----	7,240,650.41	-----	8,130,868.32
	2018					7,777,293.05	-----	-----	46,527.35	-----	7,730,765.70
	2017					7,361,568.03	-----	-----	-----	-----	7,361,568.03
	2016					7,847,373.70	-----	-----	-----	-----	7,847,373.70
	2015					4,364,848.36	-----	-----	-----	4,364,848.36	-----
	Subtotal		019	0523	000	42,722,601.87	31,963,000.00	-----	28,195,290.28	4,364,848.36	42,125,463.23
Buying Power Maintenance Account, State Fund Resources: Undisbursed Funds	No Year		019	0524	000	19,576,918.00	-----	-7,224,752.00	-----	-----	12,352,166.00
Expenses, Office of Inspector General, State Fund Resources: Undisbursed Funds	2020-2021		019	0529	000	-----	68,524,000.00	-----	31,674,044.99	-----	36,849,955.01
	2020					-----	77,205,000.00	-----	64,693,154.90	-----	12,511,845.10
	2019-2020					38,470,598.16	-----	-----	30,471,923.91	-----	7,998,674.25
	2019					21,486,190.02	-----	-----	10,586,545.43	-----	10,899,644.59
	2018-2019					9,019,833.56	-----	-----	5,608,642.27	-----	3,411,191.29
	2018					7,039,595.68	-----	-----	2,385.57	-----	7,037,210.11
	2017-2018					5,494,205.63	-----	-----	538,756.98	-----	4,955,448.65
	2017					10,147,418.26	-----	-----	116,662.30	-----	10,030,755.96
	2016-2017					2,621,862.01	-----	-----	158,483.01	-----	2,463,379.00
	2016					5,383,003.61	-----	-----	-7,188.76	-----	5,390,192.37
	2015-2016					2,026,869.05	-----	-----	60,886.48	-----	1,965,982.57
	2015					5,620,539.06	-----	-----	-2,689.65	5,623,228.71	-----
	2014-2015					1,565,926.79	-----	-----	-66,121.29	1,632,048.08	-----

Footnotes at End of Chapter

Appropriations, Outlays, and Balances - Continued

Appropriation or Fund Account Title	Account Symbol				Balances, Beginning of Fiscal Year	Appropriations and Other Obligational Authority ¹	Transfers Borrowings and Investment (Net) ²	Outlays (Net)	Balances Withdrawn and Other Transactions ³	Balances, End of Fiscal Year
	Period of Availability	ATA	AID	MAIN SUB						
	No Year				56,346.51	-----	-----	-----	-----	56,346.51
	Subtotal		019	0529 000	108,932,388.34	145,729,000.00	-----	143,835,486.14	7,255,276.79	103,570,625.41
Embassy Security, Construction, and Maintenance, State Fund Resources:										
Undisbursed Funds	2020-2024		019	0535 000	-----	769,800,000.00	-----	454,267,124.30	-----	315,532,875.70
	2019-2023				302,722,700.26	-----	-----	139,968,383.25	-----	162,754,317.01
	No Year				15,100,684,358.69	963,187,000.00	-----	1,094,044,979.88	-----	14,969,826,378.81
Transfer To:										
Agency for International Development	No Year	072	019	0535 000	600,518.31	-----	-----	-140.87	-----	600,659.18
	Subtotal		019	0535 000	15,404,007,577.26	1,732,987,000.00	-----	1,688,280,346.56	-----	15,448,714,230.70
Payment to the Foreign Service Retirement and Disability Fund, State Fund Resources:										
Undisbursed Funds	2020		019	0540 000	-----	456,100,000.00	-----	456,100,000.00	-----	-----
	2019				265,800,000.00	-----	-----	265,800,000.00	-----	-----
	Subtotal		019	0540 000	265,800,000.00	456,100,000.00	-----	721,900,000.00	-----	- 0 -
Representation Allowances, State Fund Resources:										
Undisbursed Funds	2020		019	0545 000	-----	6,851,400.00	-----	2,849,365.12	-----	4,002,034.88
	2019				2,337,276.20	-----	-----	2,009,400.54	-----	327,875.66
	2018				343,091.56	-----	-----	4,483.19	-----	338,608.37
	2017				240,567.77	-----	-----	3,146.19	-----	237,421.58
	2016				212,255.54	-----	-----	-220.22	-----	212,475.76
	2015				259,016.32	-----	-----	-32.54	259,048.86	-----
	Subtotal		019	0545 000	3,392,207.39	6,851,400.00	-----	4,866,142.28	259,048.86	5,118,416.25
Repatriation Loans, Liquidating Account, State Fund Resources:										
Undisbursed Funds	No Year		019	0600 000	1,000,043.79	-----	-----	-27,241.73	⁴ 1,026,785.00	500.52
Repatriation Loans, Program Account, State Fund Resources:										
Undisbursed Funds	2020		019	0601 000	-----	1,531,270.00	1,000,000.00	2,531,270.00	-----	-----
	2016-2017				130,000.00	-----	-----	-----	-----	130,000.00
	Subtotal		019	0601 000	130,000.00	1,531,270.00	1,000,000.00	2,531,270.00	-----	130,000.00
Special Fund Accounts										
Foreign Service National Defined Contributions Retirement Fund, State Fund Resources:										
Undisbursed Funds	No Year		019	5497 000	1,336,048.13	26,564,749.71	-9,730,284.17	15,730,075.48	-----	2,440,438.19
Unrealized Discount on Investments					-181,136.10	-----	61,236.55	-----	-----	-119,899.55
Investments in US Treasury Securities					22,985,577.07	-----	9,669,047.62	-----	-----	32,654,624.69
	Subtotal		019	5497 000	24,140,489.10	26,564,749.71	-----	15,730,075.48	-----	34,975,163.33
H-1B and L Fraud Prevention and Detection Account, State Fund Resources:										
Undisbursed Funds	No Year		019	5515 000	175,727,805.97	42,034,986.01	-----	50,583,327.24	-----	167,179,464.74

Footnotes at End of Chapter

Appropriations, Outlays, and Balances - Continued

Appropriation or Fund Account Title	Account Symbol				Balances, Beginning of Fiscal Year	Appropriations and Other Obligational Authority ¹	Transfers Borrowings and Investment (Net) ²	Outlays (Net)	Balances Withdrawn and Other Transactions ³	Balances, End of Fiscal Year	
	Period of Availability	ATA	AID	MAIN							SUB
Consular and Border Security Programs, Administration of Foreign Affairs, State Fund Resources: Undisbursed Funds	2020		019	5713	000	-----	-----	-----	-0.08	-----	0.08
	No Year					2,703,015,095.45	2,263,183,975.15	73,407,000.00	3,036,838,221.07	-----	2,002,767,849.53
	Subtotal		019	5713	000	2,703,015,095.45	2,263,183,975.15	73,407,000.00	3,036,838,220.99	-----	2,002,767,849.61
Intragovernmental Funds											
Working Capital Fund, International Cooperative Administrative Support Services, State Fund Resources: Undisbursed Funds	No Year		019	4519	001	1,981,689,478.76	-----	-----	-173,094,430.33	-----	2,154,783,909.09
Working Capital Fund, State Fund Resources: Undisbursed Funds	No Year		019	4519	000	834,065,598.88	-----	-----	15,625,560.03	-----	818,440,038.85
Trust Fund Accounts											
Trust Funds, State Fund Resources: Undisbursed Funds	No Year		019	8167	000	420,872.63	-----	-----	3,112.18	-----	417,760.45
Foreign Service Retirement and Disability Fund, State Fund Resources: Undisbursed Funds	No Year		019	8186	000	37,849.84	1,669,750,415.10	-662,509,000.00	1,007,227,724.18	-----	51,540.76
Investments in US Treasury Securities						19,318,282,000.00	-----	662,509,000.00	-----	-----	19,980,791,000.00
	Subtotal		019	8186	000	19,318,319,849.84	1,669,750,415.10	-----	1,007,227,724.18	-----	19,980,842,540.76
Foreign Service National Separation Liability Trust Fund, State Fund Resources: Undisbursed Funds	No Year		019	8340	000	367,262,672.58	32,132,080.00	-----	25,795,306.44	-----	373,599,446.14
Unconditional Gift Fund, State Fund Resources: Undisbursed Funds	No Year		019	8821	000	27,816,615.66	58,447,229.82	-1,687,658.18	25,873,046.01	-----	58,703,141.29
Investments in US Treasury Securities						-----	-----	1,687,658.18	-----	-----	1,687,658.18
	Subtotal		019	8821	000	27,816,615.66	58,447,229.82	-----	25,873,046.01	-----	60,390,799.47
Conditional Gift Fund, General, State Fund Resources: Undisbursed Funds	No Year		019	8822	000	4,979,753.02	3,864,398.97	981,406.25	542,816.98	-----	9,282,741.26
Unrealized Discount on Investments						-343,750.00	-----	18,593.75	-----	-----	-325,156.25
Investments in US Treasury Securities						22,000,000.00	-----	-1,000,000.00	-----	-----	21,000,000.00
	Subtotal		019	8822	000	26,636,003.02	3,864,398.97	-----	542,816.98	-----	29,957,585.01
Total, Administration of Foreign Affairs						49,905,518,495.25	16,821,185,104.76	14,000,000.00	16,665,787,813.64	62,971,785.21	50,011,944,001.16
International Organizations and Conferences											
General Fund Accounts											
Contributions for International Peacekeeping Activities, State Fund Resources: Undisbursed Funds	2020-2021		019	1124	000	-----	739,616,527.00	-----	-----	-----	739,616,527.00
	2020					-----	786,666,473.00	-----	786,666,473.00	-----	-----
	2019-2020					1,073,007,600.00	-----	-----	1,073,007,599.00	-----	1.00

Footnotes at End of Chapter

Appropriations, Outlays, and Balances - Continued

Appropriation or Fund Account Title	Account Symbol				Balances, Beginning of Fiscal Year	Appropriations and Other Obligational Authority ¹	Transfers Borrowings and Investment (Net) ²	Outlays (Net)	Balances Withdrawn and Other Transactions ³	Balances, End of Fiscal Year
	Period of Availability	ATA	AID	MAIN SUB						
	2019				477,892,400.00	-----	-----	477,892,400.00	-----	-----
	2018-2019				310,908,796.00	-----	-----	310,751,244.00	-----	157,552.00
	Subtotal		019	1124	000	1,861,808,796.00	1,526,283,000.00	2,648,317,716.00	-----	739,774,080.00
International Conferences and Contingencies, State Fund Resources:										
Undisbursed Funds	No Year		019	1125	000	15,478.29	-----	-----	-----	15,478.29
Contributions to International Organizations, State Fund Resources:										
Undisbursed Funds	2020-2021		019	1126	000	-----	96,240,000.00	-----	-----	96,240,000.00
	2020				-----	1,377,566,000.00	-----	1,218,869,911.93	-----	158,696,088.07
	2019-2020				-----	-----	144,696,368.00	127,892,411.71	-----	16,803,956.29
	2019				416,002,892.53	-----	-144,696,368.00	231,631,492.88	-----	39,675,031.65
	2018-2019				175,000.00	-----	-----	-----	-----	175,000.00
	2017-2019				171,000.00	-----	-----	-----	-----	171,000.00
	2018				25,235,569.59	-----	-----	2,683,659.41	-----	22,551,910.18
	2016-2018				175,000.00	-----	-----	-----	-----	175,000.00
	2017				20,061,909.72	-----	-----	445,369.80	-----	19,616,539.92
	2015-2017				80,020.24	-----	-----	-----	-----	80,020.24
	2016				16,976,841.98	-----	-----	74,046.86	-----	16,902,795.12
	2015				15,726,162.76	-----	-----	72,379.76	15,653,783.00	-----
	No Year				6,085,653.03	-----	-----	-----	-----	6,085,653.03
	Subtotal		019	1126	000	500,690,049.85	1,473,806,000.00	1,581,669,272.35	15,653,783.00	377,172,994.50
Arrearage Payments, State Fund Resources:										
Undisbursed Funds	No Year		019	1130	000	14.28	-----	-----	-----	14.28
Total, International Organizations and Conferences					2,362,514,338.42	3,000,089,000.00	-----	4,229,986,988.35	15,653,783.00	1,116,962,567.07
International Commissions										
General Fund Accounts										
Salaries and Expenses, International Boundary and Water Commission, United States and Mexico, State Fund Resources:										
Undisbursed Funds	2020		019	1069	000	-----	48,170,000.00	-----	37,109,655.01	-----
	2019				13,360,056.32	-----	-----	11,534,720.99	-----	1,825,335.33
	2018				1,389,632.02	-----	-----	561,619.21	-----	828,012.81
	2017				700,859.09	-----	-----	-23,065.12	-----	723,924.21
	2016				1,298,231.37	-----	-----	-509,171.48	-----	1,807,402.85
	2015				2,300,345.35	-----	-----	-346,749.31	2,647,094.66	-----
	Subtotal		019	1069	000	19,049,124.15	48,170,000.00	48,327,009.30	2,647,094.66	16,245,020.19
Construction, International Boundary and Water Commission, United States and Mexico, State Fund Resources:										
Undisbursed Funds	No Year		019	1078	000	126,623,690.04	36,900,000.00	-----	7,534,079.96	-----

Footnotes at End of Chapter

Appropriations, Outlays, and Balances - Continued

Appropriation or Fund Account Title	Account Symbol				Balances, Beginning of Fiscal Year	Appropriations and Other Obligational Authority ¹	Transfers Borrowings and Investment (Net) ²	Outlays (Net)	Balances Withdrawn and Other Transactions ³	Balances, End of Fiscal Year
	Period of Availability	ATA	AID	MAIN						
American Sections, International Commissions, State Fund Resources:										
Undisbursed Funds	2020		019	1082	000	----- 15,008,000.00	----- -21,000.00	7,943,621.21	-----	7,043,378.79
	2019-2020					500,000.00	-----	-----	-----	500,000.00
	2019					2,280,643.85	----- 21,000.00	1,435,190.48	-----	866,453.37
	2018-2019					157,722.37	-----	19,022.83	-----	138,699.54
	2018					678,745.76	-----	210,175.55	-----	468,570.21
	2017-2018					49,916.41	-----	295.00	-----	49,621.41
	2017					529,994.90	-----	770.70	-----	529,224.20
	2016-2017					248,476.31	-----	226,295.08	-----	22,181.23
	2016					556,270.19	-----	535.25	-----	555,734.94
	2015					995,977.59	-----	-----	995,977.59	-----
	No Year					86,764.63	-----	-----	-----	86,764.63
Funds Held Outside the Treasury	2020					-----	----- 21,000.00	-----	-----	21,000.00
	2019					21,000.00	----- -21,000.00	-----	-----	-----
	Subtotal		019	1082	000	6,105,512.01	----- 15,008,000.00	9,835,906.10	995,977.59	10,281,628.32
International Fisheries Commissions, State Fund Resources:										
Undisbursed Funds	2020		019	1087	000	----- 62,718,000.00	-----	62,578,616.24	-----	139,383.76
	2019					638,033.36	-----	459,313.50	-----	178,719.86
	2018					131,297.12	-----	-----	-----	131,297.12
	2017					24,989.04	-----	-----	-----	24,989.04
	2016					117,166.08	-----	-----	-----	117,166.08
	2015					65,437.35	-----	-----	65,437.35	-----
	Subtotal		019	1087	000	976,922.95	----- 62,718,000.00	63,037,929.74	65,437.35	591,555.86
Total, International Commissions						152,755,249.15	----- 162,796,000.00	----- 128,734,925.10	3,708,509.60	183,107,814.45
Other										
General Fund Accounts										
United States Emergency Refugee and Migration Assistance Fund, Funds Appropriated to the President, Executive Office of the President Fund Resources:										
Undisbursed Funds	No Year		011	0040	000	100,000,000.00	-----	-----	-----	100,000,000.00
Transfer To:										
State	No Year	019	011	0040	000	20.60	-----	-----	-----	20.60
	Subtotal		011	0040	000	100,000,020.60	-----	-----	-----	100,000,020.60
International Narcotics Control and Law Enforcement, International Security Assistance, State Fund Resources:										
Undisbursed Funds	2019-2020		011	1022	000	1,351,192,712.00	----- -1,351,192,712.00	-----	-----	-----
	2015-2016					-----	----- 15,000,000.00	-----	-----	15,000,000.00
	2014-2015					-----	----- 27,534,737.29	-----	27,534,737.29	-----
	2010-2015					-----	----- 6,795,254.86	-----	6,795,254.86	-----
	No Year					565.06	-----	-----	-----	565.06
Transfer To:										

Footnotes at End of Chapter

Appropriations, Outlays, and Balances - Continued

Appropriation or Fund Account Title	Account Symbol					Balances, Beginning of Fiscal Year	Appropriations and Other Obligational Authority ¹	Transfers Borrowings and Investment (Net) ²	Outlays (Net)	Balances Withdrawn and Other Transactions ³	Balances, End of Fiscal Year
	Period of Availability	ATA	AID	MAIN	SUB						
State	2020-2021	019	011	1022	000	-----	1,391,000,000.00	-----	83,386,793.09	-----	1,307,613,206.91
	2016-2021					-----	-----	4,498,045.00	-----	-----	4,498,045.00
	2019-2020					66,241,950.06	-----	1,335,192,712.00	149,733,380.50	-----	1,251,701,281.56
	2015-2020					9,906,465.26	-----	34,729,019.00	2,800,027.17	-----	41,835,457.09
	2018-2019					1,134,840,102.87	-----	-----	170,644,210.87	-----	964,195,892.00
	2014-2019					99,545,085.02	-----	-----	32,168,375.92	-----	67,376,709.10
	2017-2018					937,849,219.20	-----	-----	202,671,464.57	-----	735,177,754.63
	2013-2018					38,686,392.36	-----	-----	3,792,885.61	-----	34,893,506.75
	2016-2017					600,847,301.45	-----	-4,498,045.00	168,960,553.51	-----	427,388,702.94
	2012-2017					73,212,972.52	-----	-----	26,852,291.75	-----	46,360,680.77
	2015-2016					415,775,372.61	-----	-56,729,019.00	156,907,426.08	-----	202,138,927.53
	2011-2016					22,188,157.58	-----	-----	13,467,850.22	-----	8,720,307.36
	2010-2016					48,527,781.11	-----	-----	17,305,473.60	-----	31,222,307.51
	2015					65,496.35	-----	-----	65,496.35	-----	-----
	2014-2015					173,990,406.76	-----	-27,534,737.29	146,455,669.47	-----	-----
	2010-2015					18,252,742.91	-----	-6,795,254.86	11,457,488.05	-----	-----
	No Year					5,789,045.89	-----	-----	-14,295.76	-----	5,803,341.65
	Subtotal		011	1022	000	4,996,911,769.01	1,391,000,000.00	-23,000,000.00	1,186,655,091.00	34,329,992.15	5,143,926,685.86
East-West Center, State Fund Resources:											
Undisbursed Funds	2020		019	0202	000	-----	16,700,000.00	-----	14,818,070.00	-----	1,881,930.00
	2019					844,988.00	-----	-----	844,988.00	-----	-----
	Subtotal		019	0202	000	844,988.00	16,700,000.00	-----	15,663,058.00	-----	1,881,930.00
North/South Center, State Fund Resources:											
Undisbursed Funds	No Year		019	0203	000	1,476.21	-----	-----	-----	-----	1,476.21
National Endowment for Democracy, State Fund Resources:											
Undisbursed Funds	No Year		019	0210	000	133,555,331.13	300,000,000.00	-----	184,099,855.89	-----	249,455,475.24
Payment to the Asia Foundation, State Fund Resources:											
Undisbursed Funds	No Year		019	0525	000	5,507,877.41	19,000,000.00	-----	17,254,703.61	-----	7,253,173.80
Global HIV/AIDS Initiative, State Fund Resources:											
Undisbursed Funds	No Year		019	1030	000	2,611,082.02	-----	-----	204,683.91	-----	2,406,398.11
Transfer To:											
Peace Corps	No Year	011	019	1030	044	2,989.79	-----	-----	446.00	-----	2,543.79
Labor	No Year	016	019	1030	000	35,183.23	-----	-----	-----	-----	35,183.23
United States Agency for International Development	No Year	072	019	1030	000	6,181,419.74	-----	-----	2,051,661.60	-----	4,129,758.14
Departmental Management, Health and Human Services	No Year	075	019	1030	001	4,372,387.21	-----	-----	824,208.03	-----	3,548,179.18
Defense	No Year	097	019	1030	000	2,803,752.44	-----	-----	549,175.97	-----	2,254,576.47
	Subtotal		019	1030	000	16,006,814.43	-----	-----	3,630,175.51	-----	12,376,638.92

Footnotes at End of Chapter

Appropriations, Outlays, and Balances - Continued

Appropriation or Fund Account Title	Account Symbol				Balances, Beginning of Fiscal Year	Appropriations and Other Obligational Authority ¹	Transfers Borrowings and Investment (Net) ²	Outlays (Net)	Balances Withdrawn and Other Transactions ³	Balances, End of Fiscal Year
	Period of Availability	ATA	AID	MAIN						
Global Health Programs, State Fund Resources: Undisbursed Funds	2020-2024		019	1031	000	----- 1,979,733,182.00	----- -----	429,373,201.04	----- -----	1,550,359,980.96
	2019-2023					4,310,314,884.02	----- -3,586,843,537.00	543,784,966.50	----- -----	179,686,380.52
	2018-2022					961,848,332.41	----- -891,119,663.00	17,995,848.25	----- -----	52,732,821.16
	2017-2021					321,469,134.18	----- -184,437,420.00	4,209,548.13	----- -----	132,822,166.05
	2019-2020					32,500,000.00	----- -32,500,000.00	----- -----	----- -----	----- -----
	2016-2020					144,218,078.21	----- -135,533,607.00	4,348,185.27	----- -----	4,336,285.94
	2015-2019					12,018,824.67	----- -----	1,195,517.52	----- -----	10,823,307.15
	2014-2019					0.20	----- -----	----- -----	----- -----	0.20
	2017-2018					3,963,004.46	----- -3,963,004.46	----- -----	----- -----	----- -----
	2014-2018					8,120,520.85	----- -----	434,736.07	----- -----	7,685,784.78
	2016-2017					2,461,252.90	----- -2,461,252.90	----- -----	----- -----	----- -----
	2013-2017					7,210,754.27	----- -----	-10,544.14	----- -----	7,221,298.41
	2015-2016					1,235,443.30	----- -1,209,247.06	----- -----	----- -----	26,196.24
	2012-2016					7,576,021.44	----- -----	563,597.85	----- -----	7,012,423.59
	2014-2015					81,338.73	----- -----	166,312.25	----- 247,650.98	----- -----
	2010-2015					----- -----	----- 364,649.44	----- -----	----- 364,649.44	----- -----
	No Year					36,119,755.06	----- -----	1,024,113.29	----- -----	35,095,641.77
Transfer To: Peace Corps	2020-2024	011	019	1031	000	----- 24,926,461.00	----- -----	----- -----	----- -----	24,926,461.00
	2019-2023					10,501,035.61	----- 23,613,873.00	347,233.63	----- -----	33,767,674.98
	2018-2022					31,431,201.83	----- -----	19,634,007.78	----- -----	11,797,194.05
	2017-2021					6,226,632.54	----- -----	3,991,163.21	----- -----	2,235,469.33
	2016-2020					2,674,451.88	----- -----	2,447,754.21	----- -----	226,697.67
	2015-2019					93,777.98	----- -----	72,652.50	----- -----	21,125.48
	2014-2018					46,917.35	----- -----	1,091.42	----- -----	45,825.93
	2013-2017					89,190.26	----- -----	----- -----	----- -----	89,190.26
	2012-2016					10,185.31	----- -----	----- -----	----- -----	10,185.31
	No Year					2,051,398.57	----- -----	1,135,944.59	----- -----	915,453.98
Departmental Management, Labor	No Year	016	019	1031	000	342,987.00	----- -----	----- -----	----- -----	342,987.00
Departmental Management, Labor	2012-2016	016	019	1031	025	83,986.00	----- -----	----- -----	----- -----	83,986.00
US Agency for International Development	2020-2024	072	019	1031	000	----- 2,052,716,832.00	----- -----	3,585,172.08	----- -----	2,049,131,659.92
	2019-2023					541,459,059.74	----- 2,256,276,506.00	1,652,101,839.43	----- -----	1,145,633,726.31
	2020-2022					----- -----	235,000,000.00	80,322,340.59	----- -----	154,677,659.41
	2018-2022					§ 709,321,901.71	----- -----	833,982,608.00	----- -----	188,896,566.15
	2017-2022					----- -----	----- 3,963,004.46	----- -----	----- -----	3,963,004.46
	2020-2021					----- -----	3,194,950,000.00	----- -----	----- -----	3,194,950,000.00
	2017-2021					156,956,559.06	----- -----	140,251,379.00	----- 141,828,001.97	----- -----
	2016-2021					----- -----	----- 2,461,252.90	----- -----	----- -----	----- 2,461,252.90
	2019-2020					3,117,449,862.50	----- -----	32,500,000.00	----- 838,103,222.83	----- -----
	2016-2020					139,899,239.51	----- -----	82,878,500.00	----- 123,421,327.56	----- -----

Footnotes at End of Chapter

Appropriations, Outlays, and Balances - Continued

Appropriation or Fund Account Title	Account Symbol				Balances, Beginning of Fiscal Year	Appropriations and Other Obligational Authority ¹	Transfers Borrowings and Investment (Net) ²	Outlays (Net)	Balances Withdrawn and Other Transactions ³	Balances, End of Fiscal Year	
	Period of Availability	ATA	AID	MAIN							SUB
	2015-2020				721,349.70	-----	4,989,724.10	254,264.00	-----	5,456,809.80	
	2018-2019				2,237,079,610.05	-----	-----	1,272,037,577.05	-----	965,042,033.00	
	2015-2019				51,047,902.33	-----	-----	24,454,811.28	-----	26,593,091.05	
	2014-2019				15,195,099.26	-----	17,241,480.70	7,708,069.01	-----	24,728,510.95	
	2017-2018				733,433,757.67	-----	-----	474,324,282.50	-----	259,109,475.17	
	2014-2018				37,329,482.80	-----	-----	23,188,449.19	-----	14,141,033.61	
	2013-2018				6,849,777.55	-----	-----	1,899,344.50	-----	4,950,433.05	
	2016-2017				332,090,096.09	-----	-----	185,913,025.31	-----	146,177,070.78	
	2013-2017				15,198,981.90	-----	-----	7,320,513.69	-----	7,878,468.21	
	2012-2017				3,837,779.48	-----	-----	1,831,519.90	-----	2,006,259.58	
	2015-2016				87,076,700.60	-----	-3,780,477.04	50,072,797.42	-----	33,223,426.14	
	2012-2016				7,020,080.71	-----	-----	59,531.46	-----	6,960,549.25	
	2011-2016				973,063.18	-----	-----	-----	-----	973,063.18	
	2014-2015				34,702,954.77	-----	-17,407,792.95	17,295,161.82	-----	-----	
	2010-2015				511,978.31	-----	-364,649.44	147,328.87	-----	-----	
	No Year				332,955,097.19	200,000,000.00	-----	163,962,147.20	-----	368,992,949.99	
Office of Secretary, Health and Human Services	2020-2024	075	019	1031	001	1,766,787,280.00	-----	15,191,368.93	-----	1,751,595,911.07	
	2019-2023					840,487,075.00	-----	1,176,163,713.00	-----	1,094,375,108.88	
	2018-2022					1,016,675,770.87	-----	43,262,487.00	-----	222,416,798.97	
	2017-2021					181,761,322.50	-----	44,186,041.00	-----	105,366,224.97	
	2016-2020					124,985,173.22	-----	52,655,107.00	-----	44,533,632.80	
	2015-2019					90,941,361.51	-----	44,007,510.48	-----	46,933,851.03	
	2014-2018					29,596,967.46	-----	6,249,213.93	-----	23,347,753.53	
	2013-2017					26,561,733.11	-----	654,389.79	-----	25,907,343.32	
	2012-2016					37,910,866.00	-----	-650,997.47	-----	38,561,863.47	
	No Year					37,659,360.62	-----	12,700,069.08	-----	24,959,291.54	
Department of Defense	2020-2024	097	019	1031	000	-----	105,836,245.00	-67,472.38	-----	105,903,717.38	
	2019-2023					-----	-----	14,429,739.53	-----	116,359,705.47	
	2018-2022					85,109,580.98	-----	13,874,568.00	-----	31,119,357.89	
	2017-2021					30,378,660.57	-----	-----	-----	10,851,699.70	
	2016-2020					22,835,783.42	-----	-----	-----	12,909,865.78	
	2015-2019					57,943,783.70	-----	-----	-----	52,681,915.18	
	2014-2018					39,946,115.02	-----	-----	-----	38,630,603.60	
	2013-2017					7,386,326.23	-----	-----	-----	7,292,586.08	
	2012-2016					4,767,119.76	-----	-----	-----	4,717,717.36	
	No Year					7,187,056.30	-----	-----	-----	1,664,093.95	
	Subtotal		019	1031	000	17,105,933,499.41	9,559,950,000.00	0.00	9,670,347,588.64	612,300.42	16,994,923,610.35
Democracy Fund, State Fund Resources:											
Undisbursed Funds	2020-2021		019	1121	000	-----	178,450,000.00	-----	-----	-----	178,450,000.00
	2016-2021					-----	-----	1,057,594.00	-----	786.86	1,056,807.14
	2019-2020					157,700,000.00	-----	-----	-----	8,633,149.58	149,066,850.42
	2015-2020					-----	-----	1,406,372.00	-----	217,926.13	1,188,445.87

Footnotes at End of Chapter

Appropriations, Outlays, and Balances - Continued

Appropriation or Fund Account Title	Account Symbol				Balances, Beginning of Fiscal Year	Appropriations and Other Obligational Authority ¹	Transfers Borrowings and Investment (Net) ²	Outlays (Net)	Balances Withdrawn and Other Transactions ³	Balances, End of Fiscal Year
	Period of Availability	ATA	AID	MAIN						
	2018-2019				138,231,273.32	-----	-----	43,277,987.01	-----	94,953,286.31
	2014-2019				1,706,925.53	-----	-----	912,561.14	-----	794,364.39
	2017-2018				74,674,568.26	-----	-----	42,952,151.14	-----	31,722,417.12
	2013-2018				144,231.63	-----	-----	51,090.00	-----	93,141.63
	2016-2017				23,963,990.79	-----	-1,161,315.00	8,940,160.80	-----	13,862,514.99
	2012-2017				155,795.97	-----	-----	-----	-----	155,795.97
	2015-2016				6,770,944.39	-----	-1,406,372.00	1,708,143.86	-----	3,656,428.53
	2011-2016				224,872.19	-----	-----	-----	-----	224,872.19
	2014-2015				1,804,712.06	-----	215,377.97	270,083.27	1,750,006.76	-----
	2010-2015				69,393.78	-----	-----	16,744.62	52,649.16	-----
	2009-2015				108,405.87	-----	-----	-----	108,405.87	-----
Transfer To:										
US Agency for International Development	2020-2021	072	019	1121	000	-----	95,250,000.00	-----	-----	95,250,000.00
	2016-2021					-----	103,721.00	-----	-----	103,721.00
	2019-2020					69,500,000.00	-----	7,788,970.19	-----	61,711,029.81
	2015-2020					65,847.00	-----	-----	-----	65,847.00
	2018-2019					57,514,988.34	-----	28,842,254.58	-----	28,672,733.76
	2017-2018					32,382,434.36	-----	16,393,513.53	-----	15,988,920.83
	2013-2018					516,157.00	-----	-----	-----	516,157.00
	2016-2017					9,905,371.60	-----	5,047,626.51	-----	4,857,745.09
	2012-2017					111,772.00	-----	-----	-----	111,772.00
	2015-2016					4,830,559.42	-----	2,340,031.86	-----	2,490,527.56
	2014-2015					2,151,989.81	-----	-215,377.97	1,936,611.84	-----
	Subtotal		019	1121	000	582,534,233.32	273,700,000.00	169,329,792.92	1,911,061.79	684,993,378.61
Migration and Refugee Assistance, State Fund Resources:										
Undisbursed Funds	No Year		019	1143	000	1,726,001,401.44	3,782,100,000.00	3,410,425,490.81	-----	2,097,675,910.63
United States Bilateral Science and Technology Agreements, State Fund Resources:										
Undisbursed Funds	No Year		019	1151	000	24,278.47	-----	-----	-----	24,278.47
Andean Counterdrug Programs, State Fund Resources:										
Undisbursed Funds	2008-2010		019	1154	000	-145,107.74	-----	-----	-----	⁶ -145,107.74
	2007-2009					-7,138,845.59	-----	-----	-----	⁶ -7,138,845.59
	No Year					1,880,251.59	-----	13,240.23	-----	1,867,011.36
Transfer To:										
United States Agency for International Development	No Year	072	019	1154	000	189,471.45	-----	-----	-----	189,471.45
	Subtotal		019	1154	000	-5,214,230.29	-----	13,240.23	-----	-5,227,470.52
Complex Crises Fund, Funds Appropriated to the President, Agency for International Development Fund Resources:										
Undisbursed Funds	2014-2015		072	1015	000	134,532.34	-----	16,882.23	374.22	151,040.35
	No Year					103,439,876.06	-10,000,000.00	15,035,460.64	-----	78,404,415.42
Transfer To:										

Footnotes at End of Chapter

Appropriations, Outlays, and Balances - Continued

Appropriation or Fund Account Title	Account Symbol				Balances, Beginning of Fiscal Year	Appropriations and Other Obligational Authority ¹	Transfers Borrowings and Investment (Net) ²	Outlays (Net)	Balances Withdrawn and Other Transactions ³	Balances, End of Fiscal Year	
	Period of Availability	ATA	AID	MAIN							SUB
State	2015-2016	019	072	1015	000	1,285,978.27	-----	-----	-----	1,285,978.27	
	2014-2015					342,091.96	-----	-16,882.23	325,209.73	-----	
	No Year					3,730.00	-----	-----	-----	3,730.00	
	Subtotal		072	1015	000	105,206,208.63	-10,000,000.00	-----	15,361,044.59	151,040.35	79,694,123.69
Special Fund Accounts											
Fisherman's Protective Fund, Special Account, State Fund Resources:											
Undisbursed Funds	No Year	019	5116	000		630,948.81	-----	-----	-----	630,948.81	
Fishermen's Guaranty Fund, State Fund Resources:											
Undisbursed Funds	No Year	019	5121	000		2,747,861.55	-----	-----	-----	2,747,861.55	
International Center, Washington, D. C., State Fund Resources:											
Undisbursed Funds	No Year	019	5151	000		6,228,073.18	1,080,082.15	2,683,730.17	1,179,522.47	-----	8,812,363.03
Unrealized Discount on Investments						-149,529.49	-----	139,015.25	-----	-----	-10,514.24
Investments in US Treasury Securities						14,833,259.66	-----	-2,822,745.42	-----	-----	12,010,514.24
	Subtotal		019	5151	000	20,911,803.35	1,080,082.15	-----	1,179,522.47	-----	20,812,363.03
International Litigation Fund, State Fund Resources:											
Undisbursed Funds	No Year	019	5177	000		18,435,863.61	3,600,000.00	-----	3,834,193.72	-----	18,201,669.89
Trust Fund Accounts											
American Studies Endowment Fund, State Fund Resources:											
Undisbursed Funds	No Year	019	8166	000		42,710.83	-----	-----	-----	42,710.83	
Israeli Arab Scholarship Program, State Fund Resources:											
Undisbursed Funds	No Year	019	8271	000		325,358.83	117,016.26	-----	-----	-----	442,375.09
Unrealized Discount on Investments						-10,265.47	-----	-----	-----	-----	-10,265.47
Investments in US Treasury Securities						4,978,500.00	-----	-----	-----	-----	4,978,500.00
	Subtotal		019	8271	000	5,293,593.36	117,016.26	-----	-----	-----	5,410,609.62
Eastern Europe Student Exchange Endowment Fund, State Fund Resources:											
Undisbursed Funds	No Year	019	8272	000		129,199.03	-----	-----	-----	-----	129,199.03
Center for Middle Eastern-Western Dialogue Trust Fund, State Fund Resources:											
Undisbursed Funds	No Year	019	8813	000		2,329,345.38	175,192.06	185,277.23	593,500.00	-----	2,096,314.67
Unrealized Discount on Investments						-6,113.05	-----	-----	-----	-----	-6,113.05
Investments in US Treasury Securities						11,293,854.86	-----	-185,277.23	-----	-----	11,108,577.63
	Subtotal		019	8813	000	13,617,087.19	175,192.06	-----	593,500.00	-----	13,198,779.25
Eisenhower Exchange Fellowship Program Trust Fund Fund Resources:											
Undisbursed Funds	No Year		570	8276	000	70,892.56	106,328.52	650,999.56	76,600.00	-----	751,620.64
Unrealized Discount on Investments						-35,360.29	-----	-30,550.76	-----	-----	-65,911.05
Investments in US Treasury Securities						7,882,200.00	-----	-620,448.80	-----	-----	7,261,751.20

Footnotes at End of Chapter

Appropriations, Outlays, and Balances - Continued

Appropriation or Fund Account Title	Account Symbol				Balances, Beginning of Fiscal Year	Appropriations and Other Obligational Authority ¹	Transfers Borrowings and Investment (Net) ²	Outlays (Net)	Balances Withdrawn and Other Transactions ³	Balances, End of Fiscal Year	
	Period of Availability	ATA	AID	MAIN							SUB
Total, Other	Subtotal		570	8276	000	7,917,732.27	106,328.52	-----	76,600.00	-----	7,947,460.79
						24,837,040,467.77	15,337,528,618.99	-23,000,000.00	14,678,463,857.39	37,004,394.71	25,436,100,834.66
Deductions for Offsetting Receipts											
Proprietary Receipts from the Public						-----	-2,059,842,868.26	-----	-2,059,842,868.26	-----	-----
Intrabudgetary Receipts Deducted by Agency						-----	-783,900,524.90	-----	-783,900,524.90	-----	-----
Total, Offsetting Receipts						-----	-2,843,743,393.16	-----	-2,843,743,393.16	-----	-----
Total, Department of State						77,257,828,550.59	32,477,855,330.59	-9,000,000.00	32,859,230,191.32	119,338,472.52	76,748,115,217.34
Memorandum											
Financing Accounts											
Public Enterprise Funds											
Repatriation Loans, Financing Account, State Fund Resources:											
Undisbursed Funds	No Year		019	4107	000	1,966,590.09	-----	1,819,067.00	615,776.11	-----	3,169,880.98
Authority to Borrow from the Treasury						-----	3,263,619.00	-3,263,619.00	-----	-----	-----
	Subtotal		019	4107	000	1,966,590.09	3,263,619.00	-1,444,552.00	615,776.11	-----	3,169,880.98
Total, Financing Accounts						1,966,590.09	3,263,619.00	-1,444,552.00	615,776.11	-----	3,169,880.98

Footnotes at End of Chapter

Footnotes

- 1 The amounts in this column, unless otherwise footnoted, represent appropriations, increases and rescissions in borrowing authority or new contract authority. Appropriation accounts with appropriation transfer activity are presented in Table 1 (Appropriations and Appropriation Transfers) at the end of this chapter.
- 2 The amounts in this column, unless otherwise footnoted, represent transfers - other than appropriation transfers, borrowings (gross), investments (net), unrealized discounts or funds held outside the Treasury.
- 3 The amounts in this column, unless otherwise footnoted, represent obligated balances canceled for fiscal year 2015 pursuant to 31 U.S.C. 1553 and adjustments to borrowing and contract authority.
- 4 Represents capital transfer to miscellaneous receipts.
- 5 The opening balance(s) of the following account(s) have been adjusted during the current fiscal year and do not agree with last year's closing balance(s):

Account Symbol: (ATA, AID, POA, MAIN, SUB)

Adjustment

072 019 2018-2022 1031 000 - Undi sbursed Funds

-\$2, 116. 81

- 6 Subject to disposition by the administrative agency.

Appropriations, Outlays, and Balances - Continued

Footnotes

Table 1 - Appropriations and Appropriation Transfers - Department of State

AID	ATA	Period of Availability	MAIN	Net Appropriations and Appropriation Transfers	Appropriation Amount	Net Appropriation Transfers	AID Involved	ATA Involved	Period of Availability Involved	MAIN Involved	Amount From or To (-)
011		X	0040	0.00	100,000.00	-100,000.00	019		X	1143	-100,000.00
011		2021	1022	0.00	1,391,000,000.00	-1,391,000,000.00	011	019	2021	1022	-1,391,000,000.00
019	011	2024	1031	24,926,461.00	0.00	24,926,461.00	019		2024	1031	24,926,461.00
019		X	0113	4,095,899,000.00	0.00	4,095,899,000.00	019		20	0113	4,095,899,000.00
019		20	0113	4,676,966,805.00	9,125,687,000.00	-4,448,720,195.00	019		X	0113	-4,095,899,000.00
							019		2021	0113	-353,281,795.00
							019		20	0545	360,600.00
							019		20	1124	100,000.00
019		2021	0113	353,281,795.00	0.00	353,281,795.00	019		20	0113	353,281,795.00
019		2022	0113	309,923,000.00	588,000,000.00	-278,077,000.00	019		X	0209	-5,000,000.00
							019		X	5713	-273,077,000.00
019		X	0209	735,700,000.00	730,700,000.00	5,000,000.00	019		2022	0113	5,000,000.00
019		20	0529	77,205,000.00	90,829,000.00	-13,624,000.00	019		2021	0529	-13,624,000.00
019		2021	0529	68,524,000.00	54,900,000.00	13,624,000.00	019		20	0529	13,624,000.00
019		20	0545	6,851,400.00	7,212,000.00	-360,600.00	019		20	0113	-360,600.00
019		2021	1031	0.00	3,162,450,000.00	-3,162,450,000.00	019		20	1005	32,500,000.00
							019	072	2021	1031	-3,194,950,000.00
019		2022	1031	0.00	435,000,000.00	-435,000,000.00	019		X	1031	-200,000,000.00
							019	072	2022	1031	-235,000,000.00
019		2024	1031	1,979,733,182.00	5,930,000,000.00	-3,950,266,818.00	019	011	2024	1031	-24,926,461.00
							019	072	2024	1031	-2,052,716,832.00
							019	075	2024	1031	-1,766,787,280.00
							019	097	2024	1031	-105,836,245.00
019		2021	1121	178,450,000.00	273,700,000.00	-95,250,000.00	019	072	2021	1121	-95,250,000.00
019		20	1124	786,666,473.00	1,526,383,000.00	-739,716,527.00	019		20	0113	-100,000.00
							019		2021	1124	-739,616,527.00
019		2021	1124	739,616,527.00	0.00	739,616,527.00	019		20	1124	739,616,527.00
019		X	1143	3,782,100,000.00	3,782,000,000.00	100,000.00	011		X	0040	100,000.00
019		X	5713	273,077,000.00	0.00	273,077,000.00	019		2022	0113	273,077,000.00
011	019	2021	1022	1,391,000,000.00	0.00	1,391,000,000.00	011		2021	1022	1,391,000,000.00
019	072	X	1031	200,000,000.00	0.00	200,000,000.00	019		X	1031	200,000,000.00
019	072	2021	1031	3,194,950,000.00	0.00	3,194,950,000.00	019		2021	1031	3,194,950,000.00
019	072	2022	1031	235,000,000.00	0.00	235,000,000.00	019		2022	1031	235,000,000.00

Footnotes

Table 1 - Appropriations and Appropriation Transfers - Department of State

AID	ATA	Period of Availability	MAIN	Net Appropriations and Appropriation Transfers	Appropriation Amount	Net Appropriation Transfers	AID Involved	ATA Involved	Period of Availability Involved	MAIN Involved	Amount From or To (-)
019	072	2024	1031	2,052,716,832.00	0.00	2,052,716,832.00	019		2024	1031	2,052,716,832.00
019	072	2021	1121	95,250,000.00	0.00	95,250,000.00	019		2021	1121	95,250,000.00
019	075	2024	1031	1,766,787,280.00	0.00	1,766,787,280.00	019		2024	1031	1,766,787,280.00
019	097	2024	1031	105,836,245.00	0.00	105,836,245.00	019		2024	1031	105,836,245.00
Total				27,130,461,000.00	27,097,961,000.00	32,500,000.00					32,500,000.00

This Page Left Blank Intentionally

Appropriations, Outlays, and Balances - Continued

Appropriation or Fund Account Title	Account Symbol				Balances, Beginning of Fiscal Year	Appropriations and Other Obligational Authority ¹	Transfers Borrowings and Investment (Net) ²	Outlays (Net)	Balances Withdrawn and Other Transactions ³	Balances, End of Fiscal Year
	Period of Availability	ATA	AID	MAIN						
Department of Transportation										
Office of the Secretary										
General Fund Accounts										
Salaries and Expenses, Office of the Secretary, Transportation										
Fund Resources:										
Undisbursed Funds										
	2020		069	0102	000	----- 115,490,000.00	-----	104,742,893.59	-----	10,747,106.41
	2019					10,131,363.36	-----	8,238,148.03	-----	1,893,215.33
	2018					3,341,174.01	-----	1,254,089.61	-----	2,087,084.40
	2017					5,533,687.75	-----	107,971.17	-----	5,425,716.58
	2016					4,927,300.63	-----	225,756.37	-----	4,701,544.26
	2015-2016					118,516.18	-----	-----	-----	118,516.18
	2015					2,731,170.72	-----	-123,275.66	2,854,446.38	-----
	2014-2015					51,500.04	-----	-----	51,500.04	-----
	No Year					55,911,812.03	1,753,000.00	-4,511,526.54	-----	62,176,338.57
	Subtotal		069	0102	000	82,746,524.72	117,243,000.00	109,934,056.57	2,905,946.42	87,149,521.73
Financial Management Capital, Office of the Secretary, Transportation										
Fund Resources:										
Undisbursed Funds										
	2020-2021		069	0116	000	----- 2,000,000.00	-----	200,000.00	-----	1,800,000.00
	2018-2020					2,385,324.16	-----	1,092,173.00	-----	1,293,151.16
	2014-2015					67,449.97	-----	-----	67,449.97	-----
	No Year					2,033,698.14	-----	362,346.41	-----	1,671,351.73
	Subtotal		069	0116	000	4,486,472.27	2,000,000.00	1,654,519.41	67,449.97	4,764,502.89
Office of Civil Rights, Office of the Secretary, Transportation										
Fund Resources:										
Undisbursed Funds										
	2020		069	0118	000	----- 9,470,000.00	-----	6,580,197.38	-----	2,889,802.62
	2019					3,016,008.42	-----	2,361,577.90	-----	654,430.52
	2018					596,178.87	-----	36,419.86	-----	559,759.01
	2017					556,462.93	-----	-----	-----	556,462.93
	2016					502,075.24	-----	-----	-----	502,075.24
	2015					1,244,842.51	-----	-48,435.31	1,293,277.82	-----
	Subtotal		069	0118	000	5,915,567.97	9,470,000.00	8,929,759.83	1,293,277.82	5,162,530.32
Small and Disadvantaged Business Utilization and Outreach, Office of the Secretary, Transportation										
Fund Resources:										
Undisbursed Funds										
	2020-2021		069	0119	000	----- 4,646,000.00	-----	2,041,937.22	-----	2,604,062.78
	2019-2020					1,979,855.07	-----	1,893,822.12	-----	86,032.95
	2018-2019					473,721.96	-----	401,475.81	-----	72,246.15
	2017-2018					39,872.65	-----	-----	-----	39,872.65
	2016-2017					129,658.38	-----	-----	-----	129,658.38
	2015-2016					146,325.98	-----	3,539.58	-----	142,786.40
	2014-2015					137,564.06	-----	-----	137,564.06	-----
	No Year					4,013,139.78	-----	367,787.86	-----	3,645,351.92
	Subtotal		069	0119	000	6,920,137.88	4,646,000.00	4,708,562.59	137,564.06	6,720,011.23

Footnotes at End of Chapter

Appropriations, Outlays, and Balances - Continued

Appropriation or Fund Account Title	Account Symbol				Balances, Beginning of Fiscal Year	Appropriations and Other Obligational Authority ¹	Transfers Borrowings and Investment (Net) ²	Outlays (Net)	Balances Withdrawn and Other Transactions ³	Balances, End of Fiscal Year
	Period of Availability	ATA	AID	MAIN						
Transportation Planning, Research, and Development, Office of the Secretary, Transportation Fund Resources: Undisbursed Funds	2014-2019		069	0142	000	130,478.11	-----	19,282.91	-----	111,195.20
	2013-2018					72,475.21	-----	-25,877.00	-----	98,352.21
	2012-2017					2,026.39	-----	-----	-----	2,026.39
	2015-2016					123,380.02	-----	73,865.89	-----	49,514.13
	2011-2016					3,193.75	-----	-----	-----	3,193.75
	2010-2015					150,874.16	-----	-3,897.39	154,771.55	-----
	No Year					15,959,746.85	10,879,000.00	100,000.00	-----	30,844,971.67
	Subtotal		069	0142	000	16,442,174.49	10,879,000.00	100,000.00	-3,842,850.41	154,771.55
National Infrastructure Investments, Office of the Secretary, Transportation Fund Resources: Undisbursed Funds	2020-2022		069	0143	000	-----	1,000,000,000.00	-----	-----	1,000,000,000.00
	2019-2021					900,000,000.00	-----	-871,783,668.00	-----	28,216,332.00
	2018-2020					21,212,864.00	-----	501,317.92	-----	21,714,181.92
	2017-2020					9,562,042.81	-----	2,383,308.78	4,757,589.41	-----
	2016-2019					2,063,756.49	-----	-----	825,165.59	1,238,590.90
	2015-2017					1,450,738.15	-----	-----	-----	1,450,738.15
	2014-2016					583,198.74	-----	-2,542.34	-----	585,741.08
Transfer To:										
Federal Highway Administration, Transportation	2019-2021	069	069	0143	005	-----	-----	623,295,136.00	470,975.90	-----
	2018-2020					992,550,740.62	-----	15,098,682.08	121,386,755.75	-----
	2017-2020					371,552,273.72	-----	569,000.00	114,491,389.36	-----
	2016-2019					183,184,059.83	-----	-----	58,900,402.20	-----
	2015-2017					83,506,327.08	-----	-----	31,684,807.66	-----
	2014-2016					50,691,595.79	-----	-----	17,756,461.63	-----
	2013-2014					3,288,581.52	-----	-----	-0.54	3,288,582.06
Federal Railroad Administration, Transportation	2019-2021	069	069	0143	007	-----	-----	49,514,000.00	1,055,500.00	-----
	2018-2020					101,073,087.00	-----	-600,000.00	6,642,693.15	-----
	2017-2020					47,670,646.00	-----	-3,240,960.00	5,402,432.36	-----
	2016-2019					34,649,338.13	-----	-----	8,365,531.62	-----
	2015-2017					54,029,423.50	-----	-----	15,127,305.14	-----
	2014-2016					4,713,309.92	-----	-----	3,545,315.85	-----
Federal Transit Administration, Transportation	2019-2021	069	069	0143	011	-----	-----	84,610,032.00	-----	-----
	2018-2020					151,679,873.00	-----	-15,000,000.00	23,896,408.66	-----
	2017-2020					17,629,760.00	-----	-----	-----	17,629,760.00
	2016-2019					88,327,651.13	-----	-----	33,713,917.73	-----
	2015-2017					70,180,875.64	-----	-----	17,231,860.97	-----
	2014-2016					53,310,680.20	-----	-----	27,047,253.40	-----
Maritime Administration, Transportation	2019-2021	069	069	0143	017	-----	-----	114,364,500.00	-----	-----
	2018-2020					232,608,686.00	-----	-----	843,725.76	-----
	2017-2020					47,894,943.00	-----	288,651.22	23,033,898.95	-----

Footnotes at End of Chapter

Appropriations, Outlays, and Balances - Continued

Appropriation or Fund Account Title	Account Symbol				Balances, Beginning of Fiscal Year	Appropriations and Other Obligational Authority ¹	Transfers Borrowings and Investment (Net) ²	Outlays (Net)	Balances Withdrawn and Other Transactions ³	Balances, End of Fiscal Year
	Period of Availability	ATA	AID	MAIN						
	2016-2019				40,640,270.47	-----	-----	7,211,721.14	-----	33,428,549.33
	2015-2017				21,453,034.01	-----	-----	4,986,879.62	-----	16,466,154.39
	2014-2016				24,140,603.05	-----	-----	1,868,158.63	-----	22,272,444.42
	2013-2014				5,705,215.88	-----	-----	5,705,215.88	-----	----- ⁶
	Subtotal		069	0143	000	3,615,353,575.68	1,000,000,000.00	0.00	535,948,823.48	4,079,404,752.20
New Headquarters Building, Office of the Secretary, Transportation										
Fund Resources:										
Undisbursed Funds										
	No Year		069	0147	000	112,868.89	-----	-----	-----	112,868.89
General Fund Payment To National Surface Transportation and Innovative										
Finance Bureau Highway Trust Fund Account, Upward Reestimates, Office										
of Secretary, Transportation										
Fund Resources:										
Undisbursed Funds										
	No Year		069	0149	000	-----	80,412,841.31	-----	80,412,841.31	-----
Minority Business Resource Center Program, Office of the Secretary,										
Transportation										
Fund Resources:										
Undisbursed Funds										
	2020		069	0155	000	-----	126,297.00	-----	126,297.00	-----
	2019					463,962.71	-----	-----	-----	137,766.22
	2018					436,518.02	-----	-----	-----	436,518.02
	2017					735,688.46	-----	-----	-----	735,688.46
	2016					669,383.22	-----	-----	-----	669,383.22
	2015					568,545.10	-----	-----	568,624.69	-----
	Subtotal		069	0155	000	2,874,097.51	126,297.00	-----	452,413.90	568,624.69
Cyber Security Initiatives, Office of the Secretary, Transportation										
Fund Resources:										
Undisbursed Funds										
	2020-2021		069	0159	000	-----	15,000,000.00	-----	1,806,720.00	13,193,280.00
	2019-2020					13,049,402.64	-----	-----	11,931,365.47	1,118,037.17
	2018-2019					543,341.68	-----	-----	523,822.78	19,518.90
	2017-2018					479,612.54	-----	-----	15,754.20	463,858.34
	2016-2017					44,487.06	-----	-----	159.51	44,327.55
	2015-2016					37,475.85	-----	-----	-25,817.41	63,293.26
	2014-2015					6,146.26	-----	-----	-106,579.36	112,725.62
	Subtotal		069	0159	000	14,160,466.03	15,000,000.00	-----	14,145,425.19	112,725.62
National Surface Transportation and Innovative Finance Bureau,										
Transportation										
Fund Resources:										
Undisbursed Funds										
	2017		069	0170	000	107,046.94	-----	-----	-20,275.62	127,322.56
	No Year					6,131,202.86	5,000,000.00	-----	3,357,151.53	7,774,051.33
	Subtotal		069	0170	000	6,238,249.80	5,000,000.00	-----	3,336,875.91	7,901,373.89
Research and Technology, Office of the Secretary, Transportation										
Fund Resources:										
Undisbursed Funds										
	2019-2021		069	1730	000	1,836,067.08	-----	-----	279,316.56	1,556,750.52
	2020					-----	6,782,000.00	-----	5,587,891.72	1,194,108.28
	2018-2020					1,722,214.98	-----	-----	1,312,637.68	409,577.30
	2019					243,621.11	-----	-----	140,279.84	103,341.27
	2017-2019					4,366,962.69	-----	-----	1,910,222.38	2,456,740.31

Footnotes at End of Chapter

Appropriations, Outlays, and Balances - Continued

Appropriation or Fund Account Title	Account Symbol				Balances, Beginning of Fiscal Year	Appropriations and Other Obligational Authority ¹	Transfers Borrowings and Investment (Net) ²	Outlays (Net)	Balances Withdrawn and Other Transactions ³	Balances, End of Fiscal Year		
	Period of Availability	ATA	AID	MAIN							SUB	
	2018				199,419.04	-----	-----	101,377.26	-----	98,041.78		
	2016-2018				4,871,185.86	-----	-----	160,626.93	-----	4,710,558.93		
	2017				240,618.77	-----	-----	-----	-----	240,618.77		
	2015-2017				17,467.60	-----	-----	-----	-----	17,467.60		
	2016				90,689.14	-----	-----	18,383.84	-----	72,305.30		
	2014-2016				2,170.10	-----	-----	-18.65	-----	2,188.75		
	2015				142,907.01	-----	-----	59,461.29	83,445.72	-----		
	2013-2015				18,946.88	-----	-----	-4,656.94	23,603.82	-----		
	No Year				24,895,654.66	14,218,000.00	-----	632,966.63	-----	38,480,688.03		
	Subtotal		069	1730	000	38,647,924.92	21,000,000.00	-----	10,198,488.54	107,049.54	49,342,386.84	
Special Fund Accounts												
Essential Air Service and Rural Airport Improvement Fund, Office of the Secretary, Transportation Fund Resources:												
	Undisbursed Funds	No Year		069	5423	000	⁴ 124,840,781.11	170,869,283.43	-----	141,505,897.38	-----	154,204,167.16
Intragovernmental Funds												
Working Capital Fund, Transportation Fund Resources:												
	Undisbursed Funds	No Year		069	4520	000	178,023,243.50	-----	-----	-25,337,172.47	-----	203,360,415.97
Working Capital Fund, Transportation Systems Center, Transportation Fund Resources:												
	Undisbursed Funds	No Year		069	4522	000	246,517,936.92	-----	-----	15,964,792.92	-----	230,553,144.00
Trust Fund Accounts												
Payment to Air Carriers, Office of the Secretary, Transportation Fund Resources:												
	Undisbursed Funds	No Year		069	8304	000	34,067,832.70	162,000,000.00	-----	175,879,030.00	-----	20,188,802.70
Gifts and Bequests, Office of the Secretary, Transportation Fund Resources:												
	Undisbursed Funds	No Year		069	8548	000	100,000.00	-----	-----	-----	-----	100,000.00
National Surface Transportation Finance Bureau, Highway Trust Fund Account, Transportation Fund Resources:												
	Undisbursed Funds	No Year		069	8634	000	10,673,621.86	89,676,182.80	328,259,741.38	152,831,760.57	-----	275,777,785.47
Total, Office of the Secretary						4,388,121,476.25	1,688,322,604.54	328,359,741.38	1,226,723,224.72	5,347,409.67	5,172,733,187.78	
Federal Aviation Administration												
General Fund Accounts												
Operations, Federal Aviation Administration, Transportation Fund Resources:												
	Undisbursed Funds	2020-2021		069	1301	000	-----	111,000,000.00	-----	-668,860,727.69	-----	779,860,727.69
		2019-2020					881,875,902.43	-----	-----	763,423,742.63	-----	118,452,159.80
		2018-2019					114,064,318.39	-----	-----	64,650,591.73	-----	49,413,726.66
		2017-2018					38,942,502.48	-----	-----	7,512,306.19	-----	31,430,196.29
		2016					70,257,816.40	-----	-----	8,971,007.29	-----	61,286,809.11
		2015					53,444,006.05	-----	-----	-4,223,393.21	57,667,399.26	-----

Footnotes at End of Chapter

Appropriations, Outlays, and Balances - Continued

Appropriation or Fund Account Title	Account Symbol				Balances, Beginning of Fiscal Year	Appropriations and Other Obligational Authority ¹	Transfers Borrowings and Investment (Net) ²	Outlays (Net)	Balances Withdrawn and Other Transactions ³	Balances, End of Fiscal Year	
	Period of Availability	ATA	AID	MAIN							SUB
	No Year				105,155,443.84	-----	-----	-9,645,229.26	-----	114,800,673.10	
	Subtotal		069	1301	000	1,263,739,989.59	111,000,000.00	-----	161,828,297.68	57,667,399.26	1,155,244,292.65
Grants-In-Aid for Airports, Federal Aviation Administration, Transportation Fund Resources:											
Undisbursed Funds	2020-2022		069	2813	000	-----	400,000,000.00	-----	400,000,000.00	-----	-----
	No Year					-----	10,000,000,000.00	-----	10,000,000,000.00	-----	-----
	Subtotal		069	2813	000	- 0 -	10,400,000,000.00	-----	10,400,000,000.00	-----	- 0 -
Special Fund Accounts											
Aviation User Fees, Federal Aviation Administration, Transportation Fund Resources:											
Undisbursed Funds	No Year		069	5422	000	23,117,024.62	1,540,888.03	-----	1,805,844.58	-----	22,852,068.07
Public Enterprise Funds											
Aviation Insurance Revolving Fund, Transportation Fund Resources:											
Undisbursed Funds	No Year		069	4120	000	4,890,479.48	-----	-25,619,114.54	-----	-29,787,582.31	9,058,947.25
Unrealized Discount on Investments						-24,743,033.45	-----	16,025,443.89	-----	-----	-8,717,589.56
Investments in US Treasury Securities						2,292,830,485.24	-----	9,593,670.65	-----	-----	2,302,424,155.89
	Subtotal		069	4120	000	2,272,977,931.27	-----	0.00	-----	-29,787,582.31	2,302,765,513.58
Intragovernmental Funds											
Administrative Services Franchise Fund, Federal Aviation Administration, Transportation Fund Resources:											
Undisbursed Funds	No Year		069	4562	000	407,785,312.42	-----	-----	7,374,765.32	-----	400,410,547.10
Trust Fund Accounts											
Airport and Airway Trust Fund - Treasury Managed, Transportation Fund Resources:											
Undisbursed Funds	No Year		069	8103	000	1,017,491,298.68	⁷ -8,283,491,486.65	7,141,309,819.49	⁷ -----	-----	⁸ -124,690,368.48
Investments in US Treasury Securities						15,018,080,000.00	-----	-7,117,801,000.00	-----	-----	7,900,279,000.00
	Subtotal		069	8103	000	16,035,571,298.68	-8,283,491,486.65	23,508,819.49	-----	-----	7,775,588,631.52
Operations, Airport and Airway Trust Fund, Federal Aviation Administration, Transportation Fund Resources:											
Undisbursed Funds	2020-2021		069	8104	000	-----	9,750,000,000.00	-----	9,750,000,000.00	-----	-----
	2019-2020					-----	583,400,000.00	-----	583,400,000.00	-----	-----
	No Year					-----	29,500,000.00	-----	29,500,000.00	-----	-----
	Subtotal		069	8104	000	- 0 -	10,362,900,000.00	-----	10,362,900,000.00	-----	- 0 -
Grants-In-Aid for Airports, Liquidation of Contract Authorization, Airport and Airway Trust Fund, Federal Aviation Administration, Transportation Fund Resources:											
Undisbursed Funds	2020-2022		069	8106	000	-----	400,000,000.00	-----	125.40	-----	399,999,874.60
	2019-2021					499,998,029.67	-----	-----	54,237,372.70	-----	445,760,656.97
	2018-2020					902,281,497.76	-----	-----	261,950,293.25	-----	640,331,204.51
	No Year					169,489,796.20	13,905,000,000.00	-----	6,580,345,823.78	-----	7,494,143,972.42
Unfunded Contract Authority						3,814,367,863.52	⁹ 350,000,000.00	-----	-----	-----	4,164,367,863.52

Footnotes at End of Chapter

Appropriations, Outlays, and Balances - Continued

Appropriation or Fund Account Title	Account Symbol				Balances, Beginning of Fiscal Year	Appropriations and Other Obligational Authority ¹	Transfers Borrowings and Investment (Net) ²	Outlays (Net)	Balances Withdrawn and Other Transactions ³	Balances, End of Fiscal Year	
	Period of Availability	ATA	AID	MAIN SUB							
Subtotal		069	8106	000	5,386,137,187.15	14,655,000,000.00	-----	6,896,533,615.13	-----	13,144,603,572.02	
Facilities and Equipment, Airport and Airway Trust Fund, Federal Aviation Administration, Transportation Fund Resources:											
Undisbursed Funds	2020-2022		069	8107	000	-----	-----	393,587,922.76	-----	50,912,077.24	
	2020-2021					-----	-----	468,705,426.35	-----	46,294,573.65	
	2019-2021					28,677,107.92	-----	907,186,717.80	-----	116,490,390.12	
	2019-2020					35,861,015.52	-----	53,693,405.73	-----	4,990,609.79	
	2018-2020					37,518,121.11	-----	633,830,944.03	-----	68,687,177.08	
	2018-2019					1,729,280.92	-----	662,771.89	-----	1,566,509.03	
	2017-2019					29,553,396.56	-----	202,786,168.80	-----	29,767,227.76	
	2016-2018					7,510,053.64	-----	56,979,338.12	-----	8,530,715.52	
	2017					804,366.28	-----	96,123.82	-----	708,242.46	
	2015-2017					4,762,817.25	-----	10,147,539.22	-----	2,115,278.03	
	2016					794,630.06	-----	122,065.08	-----	672,564.98	
	2014-2016					3,196,277.84	-----	8,687,886.60	-----	7,508,391.24	
	2015					496,853.20	-985,925.49	10,927.71	-----	-----	
	2013-2015					452,012.68	-20,274,418.38	920,328.30	-----	-----	
	No Year					92,927,063.47	-----	70,503,130.71	-----	164,923,932.76	
	Subtotal		069	8107	000	244,282,996.45	-21,260,343.87	2,807,920,696.92	-----	503,167,689.66	
Research, Engineering and Development, Airport and Airway Trust Fund, Federal Aviation Administration, Transportation Fund Resources:											
Undisbursed Funds	2020-2022		069	8108	000	-----	-----	44,212,204.84	-----	6,791,855.16	
	2019-2021					4,289,385.19	-----	37,183,238.47	-----	4,106,146.72	
	2018-2020					2,932,279.05	-----	43,646,844.18	-----	8,785,434.87	
	2017-2019					2,234,716.17	-----	23,957,036.07	-----	4,277,680.10	
	2016-2018					1,749,953.70	-----	3,205,588.26	-----	1,244,365.44	
	2015-2017					763,398.81	-----	680,776.78	-----	582,622.03	
	2014-2016					1,226,890.07	-----	338,403.13	-----	1,888,486.94	
	2013-2015					1,205,271.85	-2,248,475.62	-51,387.77	-----	-----	
	No Year					15,887,030.35	-----	-154,764.03	-----	16,041,794.38	
	Subtotal		069	8108	000	30,288,925.19	-2,248,475.62	153,017,939.93	-----	43,718,385.64	
Total, Federal Aviation Administration						25,663,900,665.37	30,503,711,011.38	0.00	30,761,593,577.25	57,667,399.26	25,348,350,700.24
Federal Highway Administration											
General Fund Accounts											
Emergency Relief Program, Federal Highway Administration, Transportation Fund Resources:											
Undisbursed Funds	No Year		069	0500	000	3,338,760,865.41	-----	-50,451,018.67	935,185,585.85	-----	2,353,124,260.89
Transfer To:											
Forest Service, Agriculture	No Year	012	069	0500	011	66,586,082.70	-----	30,819,572.80	26,773,775.35	-----	70,631,880.15
Bureau of Reclamation, Interior	No Year	014	069	0500	006	301,803.60	-----	-----	10,481.10	-----	291,322.50
National Park Service, Interior	No Year	014	069	0500	010	4,471,941.10	-----	352,034.82	668,372.10	-----	4,155,603.82

Footnotes at End of Chapter

Appropriations, Outlays, and Balances - Continued

Appropriation or Fund Account Title	Account Symbol					Balances, Beginning of Fiscal Year	Appropriations and Other Obligational Authority ¹	Transfers Borrowings and Investment (Net) ²	Outlays (Net)	Balances Withdrawn and Other Transactions ³	Balances, End of Fiscal Year
	Period of Availability	ATA	AID	MAIN	SUB						
Bureau of Land Management, Interior	No Year	014	069	0500	011	1,387,319.32	-----	-749,134.90	142,490.89	-----	495,693.53
U.S. Fish & Wildlife Service, Interior	No Year	014	069	0500	016	4,719,680.32	-----	2,697,979.82	1,331,471.41	-----	6,086,188.73
Bureau of Indian Affairs, Interior	No Year	014	069	0500	020	2,958,563.60	-----	8,855,393.82	6,020,723.01	-----	5,793,234.41
Corps of Engineers	No Year	096	069	0500	000	9,608,432.82	-----	8,475,172.31	3,179,346.07	-----	14,904,259.06
Subtotal			069	0500	000	3,428,794,688.87	-----	0.00	973,312,245.78	-----	2,455,482,443.09
Access Highways to Public Recreation Areas on Certain Lakes, Federal Highway Administration, Transportation Fund Resources:											
Undisbursed Funds	No Year		069	0503	000	352,333.19	-352,333.19	-----	-----	-----	-----
Surface Transportation Projects, Federal Highway Administration, Transportation Fund Resources:											
Undisbursed Funds	No Year		069	0505	000	2,486,548.34	-520,012.54	-----	528,805.98	-----	1,437,729.82
Highway Studies Feasibility, Design, Environmental, Engineering, Federal Highway Administration, Transportation Fund Resources:											
Undisbursed Funds	No Year		069	0533	000	274,956.94	-262,204.01	-----	-----	-----	12,752.93
Alaska Highways, Federal Highway Administration, Transportation Fund Resources:											
Undisbursed Funds	No Year		069	0537	000	67,434.19	-62,861.61	-----	-----	4,572.58	-----
Surface Transportation Priorities, Federal Highway Administration, Transportation Fund Resources:											
Undisbursed Funds	No Year		069	0538	000	101,944,169.74	-----	-----	3,213,782.00	-----	98,730,387.74
Transfer To:											
National Park Service	No Year	014	069	0538	010	12,061.79	-----	-----	12,061.79	-----	-----
Corps of Engineers	No Year	096	069	0538	000	14,000.00	-----	-----	-----	-----	14,000.00
Subtotal			069	0538	000	101,970,231.53	-----	-----	3,225,843.79	-----	98,744,387.74
Highway Beautification, Federal Highway Administration, Transportation Fund Resources:											
Undisbursed Funds	No Year		069	0540	000	498,173.79	-488,909.57	-----	-----	-----	9,264.22
TIFIA General Fund Program Account, Office of the Secretary, Transportation Fund Resources:											
Undisbursed Funds	No Year		069	0542	000	270,520.97	659,718.22	-----	659,718.22	-----	270,520.97
Highway Infrastructure Programs, Federal Highway Administration, Transportation Fund Resources:											
Undisbursed Funds	2020-2023		069	0548	000	-----	2,006,140,392.00	-----	140,861,980.19	-----	1,865,278,411.81
	2019-2022					3,028,029,831.72	-----	-----	527,685,814.06	-----	2,500,344,017.66
	2018-2021					1,720,265,418.57	-----	-----	338,976,351.64	-----	1,381,289,066.93
	No Year					300,000,000.00	160,000,000.00	-----	4,990,422.07	-----	455,009,577.93
Subtotal			069	0548	000	5,048,295,250.29	2,166,140,392.00	-----	1,012,514,567.96	-----	6,201,921,074.33
State Infrastructure Banks, Federal Highway Administration,											

Footnotes at End of Chapter

Appropriations, Outlays, and Balances - Continued

Appropriation or Fund Account Title	Account Symbol				Balances, Beginning of Fiscal Year	Appropriations and Other Obligational Authority ¹	Transfers Borrowings and Investment (Net) ²	Outlays (Net)	Balances Withdrawn and Other Transactions ³	Balances, End of Fiscal Year
	Period of Availability	ATA	AID	MAIN						
Transportation Fund Resources: Undisbursed Funds	No Year		069	0549	000	1,375,400.00	-----	-----	-----	1,375,400.00
Delta Regional Transportation Development Program, Federal Highway Administration, Transportation Fund Resources: Undisbursed Funds	No Year		069	0551	000	1,869,764.40	-----	-----	31,188.00	1,838,576.40
Darien Gap Highway, Federal Highway Administration, Transportation Fund Resources: Undisbursed Funds	No Year		069	0553	000	2,037,034.50	-2,037,034.50	-----	-----	-----
Rail Crossings Demonstration Projects, Federal Highway Administration, Transportation Fund Resources: Undisbursed Funds	No Year		069	0555	000	517,220.20	-517,220.20	-----	-----	-----
Railroad-Highway Crossings Demonstration Projects, Federal Highway Administration, Transportation Fund Resources: Undisbursed Funds	No Year		069	0557	000	2,127,037.12	-2,035,137.12	-----	1,465.00	90,435.00
Interstate Transfer Grants-Highways, Federal Highway Administration, Transportation Fund Resources: Undisbursed Funds	No Year		069	0560	000	5,211,248.53	-----	-----	-----	5,211,248.53
Kentucky Bridge Project, Federal Highway Administration, Transportation Fund Resources: Undisbursed Funds	No Year		069	0572	000	133,231.12	-----	-----	-----	133,231.12
Expressway Safety Improvement Demonstration Project, Federal Highway Administration, Transportation Fund Resources: Undisbursed Funds	No Year		069	0580	000	475,962.00	-----	-----	475,962.00	-----
Highway Demonstration Projects, Preliminary Engineering, Federal Highway Administration, Transportation Fund Resources: Undisbursed Funds	No Year		069	0583	000	3,552,735.80	-2,601,431.71	-----	-----	951,304.09
Turquoise Trail Project, Federal Highway Administration, Transportation Fund Resources: Transfer To: Interior, Bureau of Indian Affairs	No Year	014	069	0592	020	1,059,636.43	-----	-----	-----	1,059,636.43
Highway Demonstration Projects, Federal Highway Administration, Transportation Fund Resources: Undisbursed Funds	No Year		069	0598	000	* 1,709,540.27	-1,341.00	-----	313,592.88	1,394,606.39
Appalachian Development System, Federal Highway Administration, Transportation Fund Resources: Undisbursed Funds	No Year		069	0640	000	44,730,900.03	-----	-----	3,250,132.32	41,480,767.71
Miscellaneous Highway Project, Federal Highway Administration,										

Footnotes at End of Chapter

Appropriations, Outlays, and Balances - Continued

Appropriation or Fund Account Title	Account Symbol				Balances, Beginning of Fiscal Year	Appropriations and Other Obligational Authority ¹	Transfers Borrowings and Investment (Net) ²	Outlays (Net)	Balances Withdrawn and Other Transactions ³	Balances, End of Fiscal Year
	Period of Availability	ATA	AID	MAIN						
Transportation Fund Resources: Undisbursed Funds	No Year		069	0641	000	16,545,226.13	-11,003,637.00	----- 423,387.17	-----	5,118,201.96
Arkansas I-69 Connector, Federal Highway Administration, Transportation Fund Resources: Undisbursed Funds	No Year		069	0644	000	8,857,875.00	-----	-----	-----	8,857,875.00
Trust Fund Accounts										
Intermodal Urban Demonstration Project, Federal Highway Administration, Transportation Fund Resources: Undisbursed Funds	No Year		069	8001	000	2,254,065.76	-----	2,254,065.76	-----	-----
Trust Fund Share of Other Highway Programs, Federal Highway Administration, Transportation Fund Resources: Undisbursed Funds	No Year		069	8009	000	302,094.56	-----	-----	-----	302,094.56
Highway Safety Research and Development, Federal Highway Administration, Transportation Fund Resources: Undisbursed Funds	No Year		069	8017	000	11,882.14	-----	11,882.14	-----	-----
Advances from State Cooperating Agencies, Foreign Governments, and Other Federal Agencies, Federal Highway Administration, Transportation Fund Resources: Undisbursed Funds	No Year		069	8054	000	152,399,367.46	18,663,859.11	24,470,943.42	-----	146,592,283.15
Bridge Capacity Improvement, Federal Highway Administration, Transportation Fund Resources: Undisbursed Funds	No Year		069	8057	000	1,631,813.76	-----	915,318.22	-----	716,495.54
Miscellaneous Highway Project, Federal Highway Administration, Transportation Fund Resources: Undisbursed Funds	No Year		069	8058	000	684,291.42	3,198,000.00	1,217,819.33	-----	2,664,472.09
Transfer To: Federal Transit Administration, Transportation	No Year	069	069	8058	011	758,019.00	-----	-----	-----	758,019.00
			069	8058	000	1,442,310.42	3,198,000.00	1,217,819.33	-----	3,422,491.09
Construction and Improvements to Halls Mills Road, New Jersey, Federal Highway Administration, Transportation Fund Resources: Undisbursed Funds	No Year		069	8061	000	1,000,000.00	-----	-----	-----	1,000,000.00
Appalachian Development Highway System, Federal Highway Administration, Transportation Fund Resources: Undisbursed Funds	No Year		069	8072	000	4,000.00	-----	-----	-----	4,000.00
Federal-Aid Highways, Liquidation of Contract Authorization, Federal Highway Administration, Transportation Fund Resources: Undisbursed Funds	No Year		069	8083	000	737,645,919.03	46,618,698,004.68	-328,261,041.38	46,175,895,776.43	852,187,105.90
Transfer To: Forest Service, Agriculture	No Year	012	069	8083	011	14,925,488.79	6,137,341.61	15,618,286.59	-----	5,444,543.81
Departmental Offices, Interior	No Year	014	069	8083	001	105,404.36	-----	86,794.98	-----	18,609.38

Footnotes at End of Chapter

Appropriations, Outlays, and Balances - Continued

Appropriation or Fund Account Title	Account Symbol					Balances, Beginning of Fiscal Year	Appropriations and Other Obligational Authority ¹	Transfers Borrowings and Investment (Net) ²	Outlays (Net)	Balances Withdrawn and Other Transactions ³	Balances, End of Fiscal Year
	Period of Availability	ATA	AID	MAIN	SUB						
Bureau of Reclamation, Interior	No Year	014	069	8083	006	4,209,031.53	4,179,334.51	-----	3,051,284.71	-----	5,337,081.33
National Park Service, Interior	No Year	014	069	8083	010	14,665,058.51	48,500,000.00	-----	60,849,696.35	-----	2,315,362.16
Bureau of Land Management, Interior	No Year	014	069	8083	011	8,899,603.05	-56,303.86	-----	3,179,175.54	-----	5,664,123.65
United States Fish & Wildlife Service, Interior	No Year	014	069	8083	016	3,442,311.73	12,827,000.00	-----	12,048,218.45	-----	4,221,093.28
Bureau of Indian Affairs, Interior	No Year	014	069	8083	020	133,396,950.56	150,000,000.00	-----	236,336,782.67	-----	47,060,167.89
Navy	No Year	017	069	8083	000	516,544.63	-----	-----	-----	-----	516,544.63
Treasury	No Year	020	069	8083	009	335,376.98	2,600,000.00	-----	2,482,775.42	-----	452,601.56
Army	No Year	021	069	8083	000	-239,273.96	-----	-----	307,905.30	-----	⁸ -547,179.26
Air Force	No Year	057	069	8083	000	42,375.43	-----	-----	-----	-----	42,375.43
National Highway Traffic Safety Administration, Transportation	No Year	069	069	8083	006	10,593,377.95	-----	-----	191,565.61	-----	10,401,812.34
Federal Railroad Administration, Transportation	No Year	069	069	8083	007	30,815,620.41	30,000,000.00	-----	45,698,963.19	-----	15,116,657.22
Federal Transit Administration, Transportation	No Year	069	069	8083	011	16,908,713.83	15,000,000.00	-----	24,466,462.00	-----	7,442,251.83
Research and Special Programs Administration, Transportation	No Year	069	069	8083	014	387,102.47	-----	-----	-----	-----	387,102.47
Maritime Administration, Transportation	No Year	069	069	8083	017	36,252,719.46	-----	-----	28,914,537.16	-----	7,338,182.30
Federal Motor Carrier Safety Administration, Transportation	No Year	069	069	8083	026	1,502,137.19	-----	-----	182,144.38	-----	1,319,992.81
Research and Innovative Technology Administration, Transportation	No Year	069	069	8083	030	31,706,105.78	86,008,775.00	1,300.00	99,766,497.98	-----	17,949,682.80
Housing and Urban Development	No Year	086	069	8083	001	900,078.63	-----	-----	-----	-----	900,078.63
Corps of Engineers	No Year	096	069	8083	000	11,298,351.77	6,980,586.57	-----	8,922,623.32	-----	9,356,315.02
Appalachian Regional Commission	No Year	309	069	8083	000	909,528.90	1,521,969.00	-----	1,222,408.13	-----	1,209,089.77
Denali Commission	No Year	513	069	8083	067	568,210.01	-----	-----	272,426.32	-----	295,783.69
Unfunded Contract Authority						⁴ 56,141,426,383.53	¹⁰ -3,994,768,273.00	-----	-----	346,591,000.00	51,800,067,110.53
Bureau of Reclamation, Interior	No Year	014	069	8083	006	-----	-----	-----	-----	-----	-----
National Park Service, Interior	No Year	014	069	8083	010	-----	-----	-----	-----	-----	-----
United States Fish & Wildlife Service, Interior	No Year	014	069	8083	016	-----	-----	-----	-----	-----	-----
Bureau of Indian Affairs, Interior	No Year	014	069	8083	020	-----	-----	-----	-----	-----	-----
Treasury	No Year	020	069	8083	009	-----	-----	-----	-----	-----	-----
Federal Railroad Administration, Transportation	No Year	069	069	8083	007	-----	-----	-----	-----	-----	-----
Research and Special Programs Administration, Transportation	No Year	069	069	8083	014	-----	-----	-----	-----	-----	-----
Maritime Administration, Transportation	No Year	069	069	8083	017	-----	-----	-----	-----	-----	-----
Federal Motor Carrier Safety Administration, Transportation	No Year	069	069	8083	026	-----	-----	-----	-----	-----	-----
Research and Innovative Technology Administration, Transportation	No Year	069	069	8083	030	-----	-----	-----	-----	-----	-----
Appalachian Regional Commission	No Year	309	069	8083	000	-----	-----	-----	-----	-----	-----
Subtotal			069	8083	000	57,201,213,120.57	42,987,628,434.51	-328,259,741.38	46,719,494,324.53	346,591,000.00	52,794,496,489.17
Highway Trust Fund - Treasury Managed, Transportation Fund Resources:											
Undisbursed Funds	No Year		069	8102	000	⁴ 2,793,045,337.90	²⁰ -15,642,217,996.83	16,111,519,346.73	²⁰ 534,311.00	-----	3,261,812,376.80
Investments in US Treasury Securities						28,192,343,727.49	-----	-16,111,519,346.73	-----	-----	12,080,824,380.76

Footnotes at End of Chapter

Appropriations, Outlays, and Balances - Continued

Appropriation or Fund Account Title	Account Symbol				Balances, Beginning of Fiscal Year	Appropriations and Other Obligational Authority ¹	Transfers Borrowings and Investment (Net) ²	Outlays (Net)	Balances Withdrawn and Other Transactions ³	Balances, End of Fiscal Year	
	Period of Availability	ATA	AID	MAIN							SUB
Subtotal			069	8102	000	30,985,389,065.39	-15,642,217,996.83	-----	534,311.00	-----	15,342,636,757.56
Corridor Safety Improvement Demonstration Project, Federal Highway Administration, Transportation Fund Resources: Undisbursed Funds	No Year		069	8120	000	803,667.93	-----	-----	120,627.40	-----	683,040.53
Contributions for Highway Research Program, Federal Highway Administration, Transportation Fund Resources: Undisbursed Funds	No Year		069	8264	000	1,214,991.05	159,000.00	-----	55,608.52	-----	1,318,382.53
Cooperative Work, Forest Highways, Federal Highway Administration, Transportation Fund Resources: Undisbursed Funds	No Year		069	8265	000	4,369,351.33	-----	-----	-----	-----	4,369,351.33
International Highway Transportation Outreach Program, Federal Highway Administration, Transportation Fund Resources: Undisbursed Funds	No Year		069	8371	000	266,396.01	-----	-----	-----	-----	266,396.01
Highway Projects, Federal Highway Administration, Transportation Fund Resources: Undisbursed Funds	No Year		069	8382	000	6,237,633.78	-----	-----	-1,388,539.80	-----	7,626,173.58
Mineola Grade Crossing, Federal Highway Administration, Transportation Fund Resources: Undisbursed Funds	No Year		069	8386	000	481,213.00	-----	-----	-----	-----	481,213.00
Right-of-Way Revolving Fund, Liquidation of Contract Authorization, Trust Fund, Federal Highway Administration, Transportation Fund Resources: Undisbursed Funds	No Year		069	8402	000	4,278,779.63	-----	-----	-----	-----	4,278,779.63
Technical Assistance, United States Dollars Advanced from Foreign Governments, Federal Highway Administration, Transportation Fund Resources: Undisbursed Funds	No Year		069	8502	000	324,060.46	-----	-----	-----	-----	324,060.46
Equipment, Supplies, Etc., for Cooperating Countries, Federal Highway Administration, Transportation Fund Resources: Undisbursed Funds	No Year		069	8632	000	6,708.74	-----	-----	-----	-----	6,708.74
Total, Federal Highway Administration						97,036,843,471.63	29,514,349,284.56	-328,259,741.38	48,742,423,269.62	346,595,572.58	77,133,914,172.61
Federal Motor Carrier Safety Administration											
Trust Fund Accounts											
National Motor Carrier Safety Program, Liquidation of Contract Authorization, Federal Motor Carrier Safety Administration, Transportation Fund Resources: Undisbursed Funds	No Year		069	8048	000	3,737,108.42	3,522,043.00	-----	1,316.49	-----	7,257,834.93
Unfunded Contract Authority						4,809,831.36	-----	-----	-----	-----	4,809,831.36
Subtotal			069	8048	000	8,546,939.78	3,522,043.00	-----	1,316.49	-----	12,067,666.29
Motor Carrier Safety, Limitation on Administrative Expenses, Federal											

Footnotes at End of Chapter

Appropriations, Outlays, and Balances - Continued

Appropriation or Fund Account Title	Account Symbol				Balances, Beginning of Fiscal Year	Appropriations and Other Obligational Authority ¹	Transfers Borrowings and Investment (Net) ²	Outlays (Net)	Balances Withdrawn and Other Transactions ³	Balances, End of Fiscal Year
	Period of Availability	ATA	AID	MAIN						
Motor Carrier Safety Administration, Transportation Fund Resources:										
Undisbursed Funds	No Year		069	8055	000	3,335,561.93	-3,335,561.93	-----	-----	-----
Unfunded Contract Authority						-41,010,640.13	-----	-----	-----	-41,010,640.13
Subtotal			069	8055	000	-37,675,078.20	-3,335,561.93	-----	-----	-41,010,640.13
Motor Carrier Safety Grants, Federal Motor Carrier Safety Administration, Transportation Fund Resources:										
Undisbursed Funds	No Year		069	8158	000	103,105,014.47	269,335,561.93	-----	357,145,658.65	15,294,917.75
Unfunded Contract Authority						-217,953,462.94	21-----	-----	-----	-217,953,462.94
Subtotal			069	8158	000	-114,848,448.47	269,335,561.93	-----	357,145,658.65	-202,658,545.19
Motor Carrier Safety Operations and Programs, Federal Motor Carrier Safety Administration, Transportation Fund Resources:										
Undisbursed Funds	No Year		069	8159	000	143,571,867.45	185,000,000.00	-----	260,837,542.61	67,734,324.84
Unfunded Contract Authority						-15,850,812.23	22-----	-----	-----	-15,850,812.23
Subtotal			069	8159	000	127,721,055.22	185,000,000.00	-----	260,837,542.61	51,883,512.61
Total, Federal Motor Carrier Safety Administration						-16,255,531.67	454,522,043.00	-----	617,984,517.75	-179,718,006.42
National Highway Traffic Safety Administration										
General Fund Accounts										
Operations and Research, National Highway Traffic Safety Administration, Transportation Fund Resources:										
Undisbursed Funds	2020-2021		069	0650	000	-----	57,000,000.00	-----	3,991,320.61	53,008,679.39
	2020					-----	154,000,000.00	-----	98,471,678.81	55,528,321.19
	2019-2020					51,529,284.19	-----	-----	16,504,846.49	35,024,437.70
	2019					65,979,619.33	-----	-----	45,966,061.96	20,013,557.37
	2018-2019					27,201,071.86	-----	-----	10,997,912.22	16,203,159.64
	2018					19,688,154.55	-----	-----	11,122,023.43	8,566,131.12
	2017-2018					3,732,848.42	-----	-----	2,155,967.72	1,576,880.70
	2017					4,909,325.13	-----	-----	1,231,069.68	3,678,255.45
	2016-2017					963,666.82	-----	-----	135,970.87	827,695.95
	2016					4,851,000.07	-----	-----	285,567.53	4,565,432.54
	2015-2016					355,162.47	-----	-----	-8,728.82	363,891.29
	2015					2,378,948.38	-----	-----	11,197.63	2,367,750.75
	2014-2015					2,022,976.66	-----	-----	-19,335.54	2,042,312.20
	No Year					1,406,721.60	-----	-----	-1,439,462.41	2,846,184.01
Subtotal			069	0650	000	185,018,779.48	211,000,000.00	-----	189,406,090.18	202,202,626.35
Consumer Assistance to Recycle and Save Program, National Highway Traffic Safety Administration, Transportation Fund Resources:										
Undisbursed Funds	No Year		069	0654	000	20,482,346.54	-----	-----	-----	20,482,346.54
Next Generation 911 Implementation Grants, National Highway Traffic										

Footnotes at End of Chapter

Appropriations, Outlays, and Balances - Continued

Appropriation or Fund Account Title	Account Symbol				Balances, Beginning of Fiscal Year	Appropriations and Other Obligational Authority ¹	Transfers Borrowings and Investment (Net) ²	Outlays (Net)	Balances Withdrawn and Other Transactions ³	Balances, End of Fiscal Year	
	Period of Availability	ATA	AID	MAIN							SUB
Safety Administration, Transportation Fund Resources: Undisbursed Funds	2012-2022		069	0661	000	111,237,359.82	-----	-----	8,675,758.92	-----	102,561,600.90
Trust Fund Accounts											
Operations and Research - Trust Fund, National Highway Traffic Safety Administration, Transportation Fund Resources: Undisbursed Funds	No Year		069	8016	000	⁴ 40,629,875.29	131,000,000.00	-----	154,843,461.59	-----	16,786,413.70
Unfunded Contract Authority						-46,301,401.00	²³ -----	-----	-----	-----	-46,301,401.00
Subtotal			069	8016	000	-5,671,525.71	131,000,000.00	-----	154,843,461.59	-----	-29,514,987.30
Highway Traffic Safety Grants, Liquidation of Contract Authorization, Trust Fund, National Highway Traffic Safety Administration, Transportation Fund Resources: Undisbursed Funds	No Year		069	8020	000	⁴ 242,621,679.95	666,256,945.00	-----	616,228,909.23	-----	292,649,715.72
Transfer To:											
Federal Highway Administration, Transportation	No Year	069	069	8020	005	1,324,064.74	-----	-----	654,761.58	-----	669,303.16
Unfunded Contract Authority						-87,978,866.98	²⁴ -8,403,892.76	-----	-----	-----	-96,382,759.74
Federal Highway Administration, Transportation	No Year	069	069	8020	005	⁴ 8,403,892.76	¹⁷ 8,403,892.76	-----	-----	-----	16,807,785.52
Subtotal			069	8020	000	164,370,770.47	666,256,945.00	-----	616,883,670.81	-----	213,744,044.66
National Driver Register, National Highway Traffic Safety Administration, Transportation Fund Resources: Undisbursed Funds	No Year		069	8362	000	555,729.12	-----	-----	-----	-----	555,729.12
Unfunded Contract Authority						-141,915.00	-----	-----	-----	-----	-141,915.00
Subtotal			069	8362	000	413,814.12	-----	-----	-----	-----	413,814.12
Total, National Highway Traffic Safety Administration						475,851,544.72	1,008,256,945.00	-----	969,808,981.50	4,410,062.95	509,889,445.27
Federal Railroad Administration											
General Fund Accounts											
Rail Service Assistance, Federal Railroad Administration, Transportation Fund Resources: Undisbursed Funds	No Year		069	0122	000	154,041.33	-----	-----	-----	154,041.33	-----
Northeast Corridor Improvement Program, Federal Railroad Administration, Transportation Fund Resources: Undisbursed Funds	No Year		069	0123	000	18,989,952.29	-----	-----	1,944,461.90	-----	17,045,490.39
Railroad Rehabilitation and Repair, Federal Railroad Administration, Transportation Fund Resources: Undisbursed Funds	No Year		069	0124	000	0.64	-----	-----	-----	0.64	-----
Capital and Debt Service Grants to the National Railroad Passenger Corporation, Federal Railroad Administration, Transportation Fund Resources: Undisbursed Funds	No Year		069	0125	000	12,406,592.20	-----	-----	1,343,976.03	-----	11,062,616.17

Footnotes at End of Chapter

Appropriations, Outlays, and Balances - Continued

Appropriation or Fund Account Title	Account Symbol				Balances, Beginning of Fiscal Year	Appropriations and Other Obligational Authority ¹	Transfers Borrowings and Investment (Net) ²	Outlays (Net)	Balances Withdrawn and Other Transactions ³	Balances, End of Fiscal Year
	Period of Availability	ATA	AID	MAIN						
Restoration and Enhancement Grants, Federal Railroad Administration, Transportation Fund Resources: Undisbursed Funds	No Year		069	0127	000	29,955,000.00	2,000,000.00	----- 6,471.51	-----	31,948,528.49
Magnetic Levitation Technology Deployment Program, Federal Railroad Administration, Transportation Fund Resources: Undisbursed Funds	No Year		069	0129	000	10,000,000.00	2,000,000.00	-----	-----	12,000,000.00
Safety and Operations, Federal Railroad Administration, Transportation Fund Resources: Undisbursed Funds	2020-2021		069	0700	000	----- 250,000.00	----- 204,198,000.00	----- 10,000,000.00	----- 220,318.61	----- 29,681.39
	2020					-----	204,198,000.00	10,000,000.00	169,912,778.75	44,285,221.25
	2019					45,437,351.61	-----	-----	29,212,413.61	16,224,938.00
	2018					18,166,342.05	-----	-----	4,376,842.09	13,789,499.96
	2017					13,887,138.70	-----	-----	4,628,610.88	9,258,527.82
	2016					5,236,341.18	-----	-----	2,783,167.45	2,453,173.73
	2015					2,188,829.53	-----	-----	-534,141.00	2,722,970.53
	No Year					40,500,800.80	20,000,000.00	-350,000.00	10,918,469.98	49,232,330.82
	Subtotal		069	0700	000	125,416,803.87	224,448,000.00	9,650,000.00	221,518,460.37	2,722,970.53 135,273,372.97
Railroad Safety Technology Program, Federal Railroad Administration, Transportation Fund Resources: Undisbursed Funds	No Year		069	0701	000	1,255,697.29	-----	-----	-----	1,255,697.29
Railroad Safety, Federal Railroad Administration, Transportation Fund Resources: Undisbursed Funds	No Year		069	0702	000	37,996,922.31	-----	-----	10,233,120.38	27,763,801.93
Grants to the National Railroad Passenger Corporation, Federal Railroad Administration, Transportation Fund Resources: Undisbursed Funds	No Year		069	0704	000	45,203,854.50	-----	-----	-----	45,203,854.50
Passenger Rail Service, Capital Assistance to States - Intercity, Federal Railroad Administration, Transportation Fund Resources: Undisbursed Funds	No Year		069	0715	000	21,497,552.58	-----	-----	1,459,564.23	20,037,988.35
Rail Line Relocation and Improvement Program, Federal Railroad Administration, Transportation Fund Resources: Undisbursed Funds	No Year		069	0716	000	16,128,350.84	-----	-----	148,848.72	15,979,502.12
Capital Assistance for High Speed Rail Corridors and Intercity Passenger Rail Service, Federal Railroad Administration, Transportation Fund Resources: Undisbursed Funds	No Year		069	0719	000	1,303,575,966.37	-----	-----	9,245,514.05	1,294,330,452.32
Next Generation High Speed Rail, Federal Railroad Administration, Transportation Fund Resources: Undisbursed Funds	No Year		069	0722	000	3,981,934.34	-----	-----	1,939.49	3,979,994.85

Footnotes at End of Chapter

Appropriations, Outlays, and Balances - Continued

Appropriation or Fund Account Title	Account Symbol				Balances, Beginning of Fiscal Year	Appropriations and Other Obligational Authority ¹	Transfers Borrowings and Investment (Net) ²	Outlays (Net)	Balances Withdrawn and Other Transactions ³	Balances, End of Fiscal Year	
	Period of Availability	ATA	AID	MAIN							SUB
Pennsylvania Station Redevelopment Project, Federal Railroad Administration, Transportation Fund Resources: Undisbursed Funds	No Year		069	0723	000	4,615,117.01	-----	-----	4,301,849.68	-----	313,267.33
Railroad Research and Development, Federal Railroad Administration, Transportation Fund Resources: Undisbursed Funds	2020		069	0745	000	-----	-----	-----	-1,669,964.88	-----	1,669,964.88
	2018					70,000.00	-----	-----	68,301.00	-----	1,699.00
	No Year					70,616,524.75	40,600,000.00	-----	39,896,415.62	-----	71,320,109.13
	Subtotal		069	0745	000	70,686,524.75	40,600,000.00	-----	38,294,751.74	-----	72,991,773.01
Railroad Rehabilitation and Improvement Financing Program, Office of the Secretary, Transportation Fund Resources: Undisbursed Funds	2020		069	0750	000	-----	38,821,439.00	-----	38,821,439.00	-----	-----
	2019					0.87	-----	-----	-----	-----	0.87
	2018					0.50	-----	-----	-----	-----	0.50
	2017					1.16	-----	-----	-----	-----	1.16
	2016					0.63	-----	-----	-----	-----	0.63
	No Year					26,375,945.41	-----	350,000.00	15,400.00	-----	26,710,545.41
	Subtotal		069	0750	000	26,375,948.57	38,821,439.00	350,000.00	38,836,839.00	-----	26,710,548.57
Northeast Corridor Grants to the National Railroad Passenger Corporation, Transportation Fund Resources: Undisbursed Funds	No Year		069	1774	000	17,871,454.29	1,192,000,000.00	-----	1,190,124,044.60	-----	19,747,409.69
National Network Grants to the National Railroad Passenger Corporation, Transportation Fund Resources: Undisbursed Funds	No Year		069	1775	000	16,182,867.57	1,826,000,000.00	-----	1,826,045,099.17	-----	16,137,768.40
Federal-State Partnership for State of Good Repair Grants, Federal Railroad Administration, Transportation Fund Resources: Undisbursed Funds	No Year		069	2810	000	674,923,775.56	200,000,000.00	-----	435,992.85	-----	874,487,782.71
Consolidated Rail Infrastructure and Safety Improvements Grants, Federal Railroad Administration, Transportation Fund Resources: Undisbursed Funds	No Year		069	2811	000	799,540,523.85	325,000,000.00	-----	41,404,963.64	-----	1,083,135,560.21
Trust Fund Accounts											
High-Speed Ground Transportation, Liquidation of Contract Authorization, Federal Railroad Administration, Transportation Fund Resources: Undisbursed Funds	No Year		069	8552	000	-----	-----	-----	-29,031.27	-----	29,031.27
Total, Federal Railroad Administration						3,236,758,880.16	3,850,869,439.00	10,000,000.00	3,385,316,866.09	2,877,012.50	3,709,434,440.57
Federal Transit Administration											
General Fund Accounts											

Footnotes at End of Chapter

Appropriations, Outlays, and Balances - Continued

Appropriation or Fund Account Title	Account Symbol				Balances, Beginning of Fiscal Year	Appropriations and Other Obligational Authority ¹	Transfers Borrowings and Investment (Net) ²	Outlays (Net)	Balances Withdrawn and Other Transactions ³	Balances, End of Fiscal Year
	Period of Availability	ATA	AID	MAIN						
Administrative Expenses, Federal Transit Administration, Transportation Fund Resources: Undisbursed Funds	2020-2021		069	1120	000	----- 15,000,000.00	-----	10,188,584.75	-----	4,811,415.25
	2020					----- 102,000,000.00	-----	92,877,713.61	-----	9,122,286.39
	2019					12,218,016.99	-----	10,770,244.43	-----	1,447,772.56
	2018					1,674,733.36	-----	641,932.51	-----	1,032,800.85
	2017					1,061,152.34	-----	64,802.93	-----	996,349.41
	2016					1,099,630.70	-----	56,984.74	-----	1,042,645.96
	2015					796,583.90	-----	-258,177.21	1,054,761.11	-----
	No Year					283,114.17	-----	1,396.68	-----	281,717.49
	Subtotal		069	1120	000	17,133,231.46	117,000,000.00	114,343,482.44	1,054,761.11	18,734,987.91
Research, Training, and Human Resources, Federal Transit Administration, Transportation Fund Resources: Undisbursed Funds	No Year		069	1121	000	35,694.79	-----	-----	-----	35,694.79
Urban Formula Grants, Federal Transit Administration, Transportation Fund Resources: Undisbursed Funds	No Year		069	1124	000	31,867.02	-----	-----	-----	31,867.02
Job Access and Reverse Commute Grants, Federal Transit Administration, Transportation Fund Resources: Undisbursed Funds	No Year		069	1125	000	831,987.17	-----	-75,600.00	-----	907,587.17
Washington Metropolitan Area Transit Authority, Federal Transit Administration, Transportation Fund Resources: Undisbursed Funds	No Year		069	1128	000	160,475,478.91	150,000,000.00	178,095,302.00	-----	132,380,176.91
Formula Grants, Federal Transit Administration, Transportation Fund Resources: Undisbursed Funds	No Year		069	1129	000	48,546,265.73	-----	528,718.21	14,800,156.39	34,274,827.55
Transfer To: Federal Transit Administration	No Year	069	069	1129	005	528,718.21	-----	-528,718.21	-----	-----
	Subtotal		069	1129	000	49,074,983.94	-----	14,800,156.39	-----	34,274,827.55
Capital Investment Grants, Federal Transit Administration, Transportation Fund Resources: Undisbursed Funds	2020-2023		069	1134	000	----- 1,978,000,000.00	-----	348,353,472.00	-----	1,629,646,528.00
	2019-2022					2,306,896,178.00	-----	485,427,650.79	-----	1,821,468,527.21
	2018-2021					1,827,582,632.00	-----	544,662,403.12	-----	1,282,920,228.88
	No Year					2,641,532,212.28	-----	755,427,437.95	-----	1,886,104,774.33
	Subtotal		069	1134	000	6,776,011,022.28	1,978,000,000.00	2,133,870,963.86	-----	6,620,140,058.42
University Transportation Research, Federal Transit Administration, Transportation Fund Resources: Undisbursed Funds	No Year		069	1136	000	5,494.95	-----	-----	-----	5,494.95

Footnotes at End of Chapter

Appropriations, Outlays, and Balances - Continued

Appropriation or Fund Account Title	Account Symbol				Balances, Beginning of Fiscal Year	Appropriations and Other Obligational Authority ¹	Transfers Borrowings and Investment (Net) ²	Outlays (Net)	Balances Withdrawn and Other Transactions ³	Balances, End of Fiscal Year	
	Period of Availability	ATA	AID	MAIN							SUB
Transit Research, Federal Transit Administration, Transportation Fund Resources: Undisbursed Funds	No Year		069	1137	000	29,282,958.67	-----	-----	8,601,738.84	-----	20,681,219.83
Public Transportation Emergency Relief Program, Federal Transit Administration, Transportation Fund Resources: Undisbursed Funds	No Year		069	1140	000	7,224,858,346.87	-----	-----	801,492,289.63	-----	6,423,366,057.24
Technical Assistance and Training, Federal Transit Administration, Transportation Fund Resources: Undisbursed Funds	2020-2021		069	1142	000	-----	5,000,000.00	-----	536,193.35	-----	4,463,806.65
	2019					5,000,000.00	-----	-----	1,161,046.75	-----	3,838,953.25
	2018					4,033,425.29	-----	-----	2,852,466.87	-----	1,180,958.42
	2017					1,056,919.20	-----	-----	905,706.78	-----	151,212.42
	No Year					1,173,595.37	-----	-----	251,333.60	-----	922,261.77
	Subtotal		069	1142	000	11,263,939.86	5,000,000.00	-----	5,706,747.35	-----	10,557,192.51
Transit Infrastructure Grants, Federal Transit Administration, Transportation Fund Resources: Undisbursed Funds	No Year		069	2812	000	1,544,796,276.01	25,510,000,000.00	-----	12,182,603,662.71	-----	14,872,192,613.30
Trust Fund Accounts											
Discretionary Grants, Liquidation of Contract Authorization, Highway Trust Fund, Federal Transit Administration, Transportation Fund Resources: Undisbursed Funds	No Year		069	8191	000	17,735,381.01	-----	-----	-----	-----	17,735,381.01
Unfunded Contract Authority						-38,246,635.15	-----	-----	-----	-----	-38,246,635.15
	Subtotal		069	8191	000	-20,511,254.14	-----	-----	-----	-----	-20,511,254.14
Formula and Bus Grants, Liquidation of Contract Authorization, Federal Transit Administration, Transportation Fund Resources: Undisbursed Funds	No Year		069	8350	000	275,000,045.13	10,356,083,006.00	-----	9,933,833,249.83	-----	697,249,801.30
Unfunded Contract Authority						* 3,662,680,646.53	** 3,334,496,751.46	-----	-----	-----	6,997,177,397.99
	Subtotal		069	8350	000	3,937,680,691.66	13,690,579,757.46	-----	9,933,833,249.83	-----	7,694,427,199.29
Total, Federal Transit Administration						19,730,970,719.45	41,450,579,757.46	-----	25,373,271,993.05	1,054,761.11	35,807,223,722.75
Saint Lawrence Seaway Development Corporation											
Public Enterprise Funds											
Saint Lawrence Seaway Development Corporation Fund, Transportation Fund Resources: Undisbursed Funds	No Year		069	4089	000	36,987,158.79	-----	1,258,000.00	-2,951,581.63	-----	41,196,740.42
Funds Held Outside the Treasury						11,218,000.00	-----	-1,258,000.00	-----	-----	9,960,000.00
Authority to Borrow from the Treasury						3,200,000.00	-----	-----	-----	-----	3,200,000.00
	Subtotal		069	4089	000	51,405,158.79	-----	-----	-2,951,581.63	-----	54,356,740.42
Trust Fund Accounts											

Footnotes at End of Chapter

Appropriations, Outlays, and Balances - Continued

Appropriation or Fund Account Title	Account Symbol				Balances, Beginning of Fiscal Year	Appropriations and Other Obligational Authority ¹	Transfers Borrowings and Investment (Net) ²	Outlays (Net)	Balances Withdrawn and Other Transactions ³	Balances, End of Fiscal Year
	Period of Availability	ATA	AID	MAIN						
Operations and Maintenance, Saint Lawrence Seaway Development Corporation, Transportation Fund Resources: Undisbursed Funds	No Year		069	8003	000	----- 38,000,000.00	----- -----	38,000,000.00	----- -----	----- -----
Total, Saint Lawrence Seaway Development Corporation						51,405,158.79	----- -----	35,048,418.37	----- -----	54,356,740.42
Pipeline and Hazardous Materials Safety Administration										
General Fund Accounts										
Research and Special Programs, Pipeline and Hazardous Materials Safety Administration, Transportation Fund Resources: Undisbursed Funds	No Year		069	0104	000	147,717.03	----- -----	89,848.93	----- -----	57,868.10
Operational Expenses, Pipeline and Hazardous Materials Safety Administration, Transportation Fund Resources: Undisbursed Funds	2020-2022		069	1400	000	----- -----	1,500,000.00	----- -----	----- -----	1,500,000.00
	2020					----- -----	22,715,000.00	----- -----	17,283,034.39	5,431,965.61
	2019					7,354,488.65	----- -----	5,874,560.38	----- -----	1,479,928.27
	2018					1,044,351.48	----- -----	732,170.67	----- -----	312,180.81
	2017					1,184,516.48	----- -----	90,181.33	----- -----	1,094,335.15
	2016					187,087.19	----- -----	----- -----	----- -----	187,087.19
	2015					379,418.68	----- -----	-78,842.18	458,260.86	----- -----
	Subtotal		069	1400	000	10,149,862.48	24,215,000.00	----- 23,901,104.59	458,260.86	10,005,497.03
Hazardous Materials Safety, Pipeline and Hazardous Materials Safety Administration, Transportation Fund Resources: Undisbursed Funds	2020-2022		069	1401	000	----- -----	11,000,000.00	----- -----	83,909.74	10,916,090.26
	2019-2021					7,366,160.00	----- -----	370,920.48	----- -----	6,995,239.52
	2020					----- -----	50,000,000.00	42,109,772.63	----- -----	7,890,227.37
	2018-2020					5,420,000.00	----- -----	4,514,848.72	----- -----	905,151.28
	2019					9,067,743.65	----- -----	8,171,880.33	----- -----	895,863.32
	2017-2019					5,006,934.46	----- -----	3,061,639.23	----- -----	1,945,295.23
	2018					1,492,554.61	----- -----	1,177,875.41	----- -----	314,679.20
	2016-2018					1,778,217.17	----- -----	1,152,220.31	----- -----	625,996.86
	2017					405,623.10	----- -----	-8,128.13	----- -----	413,751.23
	2015-2017					766.66	----- -----	-986.66	----- -----	1,753.32
	2016					331,691.66	----- -----	-1,496.35	----- -----	333,188.01
	2014-2016					11,327.22	----- -----	27.20	----- -----	11,300.02
	2015					364,931.16	----- -----	-49,604.23	414,535.39	----- -----
	2013-2015					56,446.67	----- -----	-727.17	57,173.84	----- -----
	No Year					649,182.87	----- -----	-394,763.66	----- -----	1,043,946.53
	Subtotal		069	1401	000	31,951,579.23	61,000,000.00	----- 60,187,387.85	471,709.23	32,292,482.15
Special Fund Accounts										

Footnotes at End of Chapter

Appropriations, Outlays, and Balances - Continued

Appropriation or Fund Account Title	Account Symbol				Balances, Beginning of Fiscal Year	Appropriations and Other Obligational Authority ¹	Transfers Borrowings and Investment (Net) ²	Outlays (Net)	Balances Withdrawn and Other Transactions ³	Balances, End of Fiscal Year
	Period of Availability	ATA	AID	MAIN						
Pipeline Safety, Pipeline and Hazardous Materials Safety Administration, Transportation Fund Resources: Undisbursed Funds	2020-2022		069	5172	000	----- 145,000,000.00	-----	49,744,036.49	-----	95,255,963.51
	2019-2021					96,923,781.56	-----	58,632,988.76	-----	38,290,792.80
	2018-2020					35,688,110.94	-----	19,254,058.92	-----	16,434,052.02
	2017-2019					16,713,488.02	-----	9,679,705.45	-----	7,033,782.57
	2018					987,263.49	-----	340,011.84	-----	647,251.65
	2016-2018					7,534,002.66	-----	3,460,231.60	-----	4,073,771.06
	2017					470,600.67	-----	-139,232.61	-----	609,833.28
	2015-2017					754,059.82	-----	49,124.01	-----	704,935.81
	2016					1,278,068.45	-----	9,703.65	-----	1,268,364.80
	2014-2016					453,222.94	-----	-11,029.11	-----	464,252.05
	2015					832,402.77	-1,511,299.25	-678,896.48	-----	-----
	2013-2015					172,554.04	-39,050.31	133,503.73	-----	-----
	No Year					1,459,050.57	-----	488,711.57	-----	970,339.00
	Subtotal		069	5172	000	163,266,605.93	143,449,650.44	140,962,917.82	-----	165,753,338.55
Emergency Preparedness Grant, Pipeline and Hazardous Materials Safety Administration, Transportation Fund Resources: Undisbursed Funds	2016-2017		069	5282	000	-43,159.06	-----	-43,159.06	-----	-----
	2015-2016					8,711.10	-----	-----	-----	8,711.10
	2014-2015					10,000.00	-----	10,000.00	-----	-----
	No Year					73,372,983.07	23,414,250.00	29,074,506.81	-----	67,712,726.26
	Subtotal		069	5282	000	73,348,535.11	23,414,250.00	29,041,347.75	-----	67,721,437.36
Trust Fund Accounts										
Trust Fund Share of Pipeline Safety, Pipeline and Hazardous Materials Safety Administration, Transportation Fund Resources: Undisbursed Funds	2020-2022		069	8121	000	----- 12,000,000.00	-----	8,724,578.80	-----	3,275,421.20
	2019-2021					-651,937.00	9,000,000.00	6,399,533.37	-----	1,948,529.63
	2018-2020					223,667.55	1,546,870.55	2,222,668.00	-----	⁸ -452,129.90
	2017-2019					145,621.75	-----	-----	-----	145,621.75
	2016-2018					211.35	-----	-----	-----	211.35
	2015-2017					5,102.04	-----	-----	-----	5,102.04
	2014-2016					50,697.04	-----	-----	-----	50,697.04
	2013-2015					983,291.62	-----	-1,121,199.56	-137,907.94	-----
	No Year					0.15	-----	0.15	-----	-----
	Subtotal		069	8121	000	756,654.50	22,546,870.55	-1,121,199.56	17,208,872.38	-----
Total, Pipeline and Hazardous Materials Safety Administration						279,620,954.28	274,625,770.99	-1,121,199.56	271,391,479.32	929,970.09
Office of Inspector General										
General Fund Accounts										

Footnotes at End of Chapter

Appropriations, Outlays, and Balances - Continued

Appropriation or Fund Account Title	Account Symbol				Balances, Beginning of Fiscal Year	Appropriations and Other Obligational Authority ¹	Transfers Borrowings and Investment (Net) ²	Outlays (Net)	Balances Withdrawn and Other Transactions ³	Balances, End of Fiscal Year
	Period of Availability	ATA	AID	MAIN						
Salaries and Expenses, Office of the Inspector General, Transportation Fund Resources:										
Undisbursed Funds	2020		069	0130	000	94,600,000.00	-----	85,886,578.54	-----	8,713,421.46
	2019					7,462,450.94	-----	6,246,745.15	-----	1,215,705.79
	2018					1,352,669.25	-----	285,002.60	-----	1,067,666.65
	2017					1,039,872.55	-----	218,800.94	-----	821,071.61
	2016					1,439,074.58	-----	10,695.70	-----	1,428,378.88
	2015					1,196,598.90	-----	-108,210.95	1,304,809.85	-----
	No Year					3,348,091.14	-----	533,234.74	-----	7,814,856.40
	Subtotal		069	0130	000	15,838,757.36	-----	93,072,846.72	1,304,809.85	21,061,100.79
Total, Office of Inspector General						15,838,757.36	-----	93,072,846.72	1,304,809.85	21,061,100.79
Surface Transportation Board										
General Fund Accounts										
Salaries and Expenses, Surface Transportation Board, Transportation Fund Resources:										
Undisbursed Funds	2015		069	0301	000	304,482.24	-----	50,174.95	254,307.29	-----
Total, Surface Transportation Board						304,482.24	-----	50,174.95	254,307.29	-----
Maritime Administration										
General Fund Accounts										
Ready Reserve Force, Maritime Administration, Transportation Fund Resources:										
Undisbursed Funds	2020		069	1710	000	-----	-----	2,954,293.65	-----	^a -2,954,293.65
	2019					2,955,396.69	-----	2,038,666.18	-----	916,730.51
	2018					-890,399.24	-----	-890,399.24	-----	-----
	2017					-283.49	-----	-283.49	-----	-----
	2016					-9,261.38	-----	-9,261.38	-----	-----
	No Year					135,581,830.39	-----	-18,945,132.02	-----	154,526,962.41
	Subtotal		069	1710	000	137,637,282.97	-----	-14,852,116.30	-----	152,489,399.27
Maritime Security Program, Maritime Administration, Transportation Fund Resources:										
Undisbursed Funds	No Year		069	1711	000	64,504,535.66	300,000,000.00	-----	289,215,498.40	-----
State Maritime Academy Operations, Maritime Administration, Transportation Fund Resources:										
Undisbursed Funds	2020-2021		069	1712	000	-----	9,400,000.00	-----	7,000,000.00	-----
	2019-2020					2,657,051.00	-----	1,029,892.04	-----	1,627,158.96
	No Year					633,501,893.81	336,769,284.26	-----	167,126,155.39	803,145,022.68
	Subtotal		069	1712	000	636,158,944.81	346,169,284.26	-----	175,156,047.43	807,172,181.64
Port Infrastructure Development Program, Maritime Administration, Transportation Fund Resources:										
Undisbursed Funds	No Year		069	1713	000	292,730,000.00	225,000,000.00	-----	489,978.18	-----

Footnotes at End of Chapter

Appropriations, Outlays, and Balances - Continued

Appropriation or Fund Account Title	Account Symbol				Balances, Beginning of Fiscal Year	Appropriations and Other Obligational Authority ¹	Transfers Borrowings and Investment (Net) ²	Outlays (Net)	Balances Withdrawn and Other Transactions ³	Balances, End of Fiscal Year	
	Period of Availability	ATA	AID	MAIN							SUB
Operations and Training, Maritime Administration, Transportation Fund Resources:											
Undisbursed Funds	2020-2021		069	1750	000	-----	86,350,000.00	-----	58,928,449.99	-----	27,421,550.01
	2020					-----	54,373,000.00	-----	43,341,228.52	-----	11,031,771.48
	2019-2020					19,358,741.03	-----	-----	12,596,427.62	-----	6,762,313.41
	2019					9,399,381.81	-----	-----	6,058,422.18	-----	3,340,959.63
	2018-2019					2,886,714.14	-----	-----	2,062,244.35	-----	824,469.79
	2018					3,657,166.30	-----	-----	1,428,652.44	-----	2,228,513.86
	2017-2018					1,598,481.67	-----	-----	663,631.86	-----	934,849.81
	2017					2,444,743.72	-----	-----	283,250.80	-----	2,161,492.92
	2016-2017					724,285.66	-----	-----	49,867.19	-----	674,418.47
	2016					1,655,756.69	-----	-----	34,334.02	-----	1,621,422.67
	2015-2016					881,038.31	-----	-----	20,000.00	-----	861,038.31
	2015					2,189,943.74	-----	-----	94,771.55	2,095,172.19	-----
	2014-2015					253,700.00	-----	-----	-----	253,700.00	-----
	No Year					149,026,097.45	12,110,715.74	-----	16,071,061.05	-----	145,065,752.14
	Subtotal		069	1750	000	194,076,050.52	152,833,715.74	-----	141,632,341.57	2,348,872.19	202,928,552.50
Maritime Guaranteed Loan (Title XI) Program Account, Maritime Administration, Transportation Fund Resources:											
Undisbursed Funds	2020		069	1752	000	-----	3,000,000.00	-----	3,000,000.00	-----	-----
	No Year					35,519,763.62	8,284,481.74	-----	8,284,481.74	-----	35,519,763.62
	Subtotal		069	1752	000	35,519,763.62	11,284,481.74	-----	11,284,481.74	-----	35,519,763.62
Ship Disposal, Maritime Administration, Transportation Fund Resources:											
Undisbursed Funds	No Year		069	1768	000	122,770,545.81	5,000,000.00	-----	27,287,116.34	-----	100,483,429.47
Assistance to Shipyards, Maritime Administration, Transportation Fund Resources:											
Undisbursed Funds	No Year		069	1770	000	30,756,976.19	20,000,000.00	-----	26,008,565.77	-----	24,748,410.42
Special Fund Accounts											
Port of Guam Improvement Enterprise Fund, Maritime Administration, Transportation Fund Resources:											
Undisbursed Funds	No Year		069	5560	000	4,404,413.99	-----	-----	1,872,691.51	-----	2,531,722.48
Public Enterprise Funds											
War-Risk Insurance Revolving Fund, Maritime Administration, Transportation Fund Resources:											
Undisbursed Funds	No Year		069	4302	000	547,849.23	-----	-164,051.36	-671,004.28	-----	1,054,802.15
Unrealized Discount on Investments						-897,111.47	-----	54,717.82	-----	-----	-842,393.65
Investments in US Treasury Securities						50,206,685.58	-----	109,333.54	-----	-----	50,316,019.12
	Subtotal		069	4302	000	49,857,423.34	-----	0.00	-671,004.28	-----	50,528,427.62
Vessel Operations Revolving Fund, Maritime Administration,											

Footnotes at End of Chapter

Appropriations, Outlays, and Balances - Continued

Appropriation or Fund Account Title	Account Symbol				Balances, Beginning of Fiscal Year	Appropriations and Other Obligational Authority ¹	Transfers Borrowings and Investment (Net) ²	Outlays (Net)	Balances Withdrawn and Other Transactions ³	Balances, End of Fiscal Year	
	Period of Availability	ATA	AID	MAIN							SUB
Transportation Fund Resources: Undisbursed Funds	No Year		069	4303	000	29,202,198.62	-----	-----	5,864,102.99	-----	23,338,095.63
Trust Fund Accounts											
Gifts and Bequests, Maritime Administration, Transportation Fund Resources: Undisbursed Funds	No Year		069	8503	000	7,871,510.99	1,166,556.54	-----	3,812,594.56	-----	5,225,472.97
Special Studies, Services and Projects, Maritime Administration, Transportation Fund Resources: Undisbursed Funds	No Year		069	8547	000	4,198.07	-----	-----	-----	-----	4,198.07
Total, Maritime Administration						1,605,493,844.59	1,061,454,038.28	0.00	667,100,297.91	2,348,872.19	1,997,498,712.77
Deductions for Offsetting Receipts											
Proprietary Receipts from the Public						-----	-192,309,874.82	-----	-1,174,381,073.00	-----	-----
Intrabudgetary Receipts Deducted by Agency						-----	-10,481,915,257.52	-----	-10,481,915,257.52	-----	-----
Offsetting Governmental Receipts						-----	-145,425,201.28	-----	-145,425,201.28	-----	-----
Total, Offsetting Receipts						-----	-10,819,650,333.62	-----	-11,801,721,531.80	-----	-----
Total, Department of Transportation						152,468,854,423.17	99,124,640,560.59	8,978,800.44	100,342,064,115.45	422,790,177.49	149,855,548,293.08
Memorandum											
Financing Accounts											
Public Enterprise Funds											
Minority Business Resource Center Guaranteed Loan Financing Account, Office of the Secretary, Transportation Fund Resources: Undisbursed Funds	No Year		069	4082	000	189,510.40	-----	166,988.43	175,192.53	-----	181,306.30
Authority to Borrow from the Treasury						-----	166,988.43	-166,988.43	-----	-----	-----
Subtotal			069	4082	000	189,510.40	166,988.43	-----	175,192.53	-----	181,306.30
Transportation Infrastructure Finance and Innovation Account, Direct Loan Financing Account, Office of the Secretary, Transportation Fund Resources: Undisbursed Funds	No Year		069	4123	000	18,439,206.60	-----	-3,639,947,507.80	-3,693,263,597.08	-----	71,755,295.88
Authority to Borrow from the Treasury						8,551,934,271.23	4,975,832,080.00	-2,779,678,659.73	-----	2,218,716,596.18	8,529,371,095.32
Subtotal			069	4123	000	8,570,373,477.83	4,975,832,080.00	-6,419,626,167.53	-3,693,263,597.08	2,218,716,596.18	8,601,126,391.20
Transportation Infrastructure Finance and Innovation Act, Guaranteed Loan Account, Office of the Secretary, Transportation Fund Resources: Undisbursed Funds	No Year		069	4145	000	5,000.00	-----	-----	-----	-----	5,000.00
Transportation Infrastructure Finance and Innovation Act, Line of Credit Financing Account, Office of the Secretary, Transportation Fund Resources: Undisbursed Funds	No Year		069	4173	000	10,000.00	-----	-----	-----	-----	10,000.00
Military Useful Vessel Obligation Guarantee, Financing Account, Maritime Administration, Transportation Fund Resources: Undisbursed Funds	No Year		069	4304	000	175,570,591.67	-----	-144,683.91	61,579,250.21	-----	113,846,657.55
Authority to Borrow from the Treasury						-67,864.32	19,200,000.00	-13,334,552.71	-----	5,865,447.29	-67,864.32

Footnotes at End of Chapter

Appropriations, Outlays, and Balances - Continued

Appropriation or Fund Account Title	Account Symbol				Balances, Beginning of Fiscal Year	Appropriations and Other Obligational Authority ¹	Transfers Borrowings and Investment (Net) ²	Outlays (Net)	Balances Withdrawn and Other Transactions ³	Balances, End of Fiscal Year	
	Period of Availability	ATA	AID	MAIN SUB							
	Subtotal		069	4304	000	175,502,727.35	19,200,000.00	-13,479,236.62	61,579,250.21	5,865,447.29	113,778,793.23
TIGER TIFIA Direct Loan Financing Account, Office of the Secretary, Transportation Fund Resources:											
Undisbursed Funds	No Year		069	4347	000	0.02	-----	3,189,402.72	3,189,402.72	-----	0.02
Authority to Borrow from the Treasury						-----	3,189,403.77	-3,189,402.72	-----	1.05	-----
	Subtotal		069	4347	000	0.02	3,189,403.77	-----	3,189,402.72	1.05	0.02
TIFIA General Fund Direct Loan Financing Account, Office of the Secretary, Transportation Fund Resources:											
Undisbursed Funds	No Year		069	4348	000	-----	-----	-652,942,084.80	-654,746,325.79	-----	1,804,240.99
Authority to Borrow from the Treasury						-----	30,518,090.00	-20,344,756.47	-----	10,173,333.53	-----
	Subtotal		069	4348	000	- 0 -	30,518,090.00	-673,286,841.27	-654,746,325.79	10,173,333.53	1,804,240.99
Railroad Rehabilitation and Improvement, Direct Loan Financing Account, Office of the Secretary, Transportation Fund Resources:											
Undisbursed Funds	No Year		069	4420	000	114,437,995.02	-----	216,082,332.01	240,134,553.31	-----	90,385,773.72
Authority to Borrow from the Treasury						3,552,265,747.67	910,525,092.08	-306,971,902.09	-----	220,000,000.00	3,935,818,937.66
	Subtotal		069	4420	000	3,666,703,742.69	910,525,092.08	-90,889,570.08	240,134,553.31	220,000,000.00	4,026,204,711.38
Maritime Guaranteed Loan (Title XI) FFB Financing Account Fund Resources:											
Undisbursed Funds	No Year		069	4494	000	-----	-----	^{26,27} 325,527,000.00	317,130,055.48	-----	8,396,944.52
Authority to Borrow from the Treasury						-----	333,340,823.66	-327,458,834.00	-----	5,881,989.66	-----
	Subtotal		069	4494	000	- 0 -	333,340,823.66	-1,931,834.00	317,130,055.48	5,881,989.66	8,396,944.52
Total, Financing Accounts						12,412,784,458.29	6,272,772,477.94	-7,199,213,649.50	-3,725,801,468.62	2,460,637,367.71	12,751,507,387.64

Footnotes at End of Chapter

Appropriations, Outlays, and Balances - Continued

Footnotes

- 1 The amounts in this column, unless otherwise footnoted, represent appropriations, increases and rescissions in borrowing authority or new contract authority. Appropriation accounts with appropriation transfer activity are presented in Table 1 (Appropriations and Appropriation Transfers) at the end of this chapter.
- 2 The amounts in this column, unless otherwise footnoted, represent transfers - other than appropriation transfers, borrowings (gross), investments (net), unrealized discounts or funds held outside the Treasury.
- 3 The amounts in this column, unless otherwise footnoted, represent obligated balances canceled for fiscal year 2015 pursuant to 31 U.S.C. 1553 and adjustments to borrowing and contract authority.
- 4 The opening balance(s) of the following account(s) have been adjusted during the current fiscal year and do not agree with last year's closing balance(s):

<u>Account Symbol: (ATA, AID, POA, MAIN, SUB)</u>	<u>Adjustment</u>
069 069 2013-2014 0143 005 - Undi sbursed Funds	\$3,288,581.52
069 X 5423 000 - Undi sbursed Funds	\$4,410,933.17
069 X 0505 000 - Undi sbursed Funds	-\$64,542.90
069 X 0598 000 - Undi sbursed Funds	\$64,542.90
069 X 8083 - Unfunded Contract Authority	\$3,611,667,185.23
069 X 8102 000 - Undi sbursed Funds	\$1,710,640.13
069 X 8055 000 - Undi sbursed Funds	-\$1,710,640.13
069 X 8016 000 - Undi sbursed Funds	-\$8,262,704.62
069 X 8020 000 - Undi sbursed Funds	\$8,262,704.62
069 X 8020 000 - Unfunded Contract Authority	\$10,253,892.76
069 069 X 8020 005 - Unfunded Contract Authority	-\$8,403,892.76
069 X 8350 000 - Unfunded Contract Authority	-\$3,354,495,186.12

- 5 Pursuant to Public Law # 116-94, 133 Stat. 2936, the balance for this account has been extended beyond the normal period of availability to liquidate obligations.
- 6 Pursuant to Public Law # 116-6, 133 Stat. 397, the balance for this account has been extended beyond the normal period of availability to liquidate obligations.
- 7 Excludes \$3,363,795.00 refund of taxes.
- 8 Subject to disposition by the administrative agency.
- 9 Represents \$3,350,000,000.00 and \$3,000,000,000.00, which are new contract authority and appropriations to liquidate, respectively.
- 10 Represents \$269,480,687.47 and \$21,193,645.47, which are new contract authority and appropriations to liquidate, respectively.

Appropriations, Outlays, and Balances - Continued

Footnotes

- 11 Represents \$131,346,157.17 and \$4,179,334.51, which are new contract authority and appropriations to liquidate, respectively.
- 12 Represents \$146,921,425.85 and \$48,500,000.00, which are new contract authority and appropriations to liquidate, respectively.
- 13 Represents \$25,856,008.62 and \$12,827,000.00, which are new contract authority and appropriations to liquidate, respectively.
- 14 Represents \$575,030,226.95 and \$150,000,000.00, which are new contract authority and appropriations to liquidate, respectively.
- 15 Represents \$3,064,317.32 and \$2,600,000.00, which are new contract authority and appropriations to liquidate, respectively.
- 16 Represents \$134,956,139.08 and \$30,000,000.00, which are new contract authority and appropriations to liquidate, respectively.
- 17 Represents new contract authority.
- 18 Represents \$290,757,270.95 and \$86,000,000.00, which are new contract authority and appropriations to liquidate, respectively.
- 19 Represents \$39,848,965,347.32 and \$45,131,301,335.25, which are new contract authority and appropriations to liquidate, respectively.
- 20 Excludes \$171,411,000.00 refund of taxes.
- 21 Represents \$338,800,000.00 and \$338,800,000.00, which are new contract authority and appropriations to liquidate, respectively.
- 22 Represents \$288,000,000.00 and \$288,000,000.00, which are new contract authority and appropriations to liquidate, respectively.
- 23 Represents \$155,300,000.00 and \$155,300,000.00, which are new contract authority and appropriations to liquidate, respectively.
- 24 Represents \$715,870,052.24 and \$724,273,945.00, which are new contract authority and appropriations to liquidate, respectively.
- 25 Represents \$15,690,579,757.46 and \$12,356,083,006.00, which are new contract authority and appropriations to liquidate, respectively.
- 26 Includes \$139,584,000.00 which represents borrowing from the Federal Financing Bank in lieu of issuance of agency debt.
- 27 Includes \$1,103,893.00 which represents net repayment of borrowing from the U.S. Treasury.

Appropriations, Outlays, and Balances - Continued

Footnotes

Table 1 - Appropriations and Appropriation Transfers - Department of Transportation

AID	ATA	Period of Availability	MAIN	Net Appropriations and Appropriation Transfers	Appropriation Amount	Net Appropriation Transfers	AID Involved	ATA Involved	Period of Availability Involved	MAIN Involved	Amount From or To (-)
069	012	X	8083	6,137,341.61	0.00	6,137,341.61	069		X	8083	6,137,341.61
069	014	X	8083	4,179,334.51	0.00	4,179,334.51	069		X	8083	4,179,334.51
069	014	X	8083	48,500,000.00	0.00	48,500,000.00	069		X	8083	48,500,000.00
069	014	X	8083	-56,303.86	0.00	-56,303.86	069		X	8083	-56,303.86
069	014	X	8083	12,827,000.00	0.00	12,827,000.00	069		X	8083	12,827,000.00
069	014	X	8083	150,000,000.00	0.00	150,000,000.00	069		X	8083	150,000,000.00
069	020	X	8083	2,600,000.00	0.00	2,600,000.00	069		X	8083	2,600,000.00
069	309	X	8083	1,521,969.00	0.00	1,521,969.00	069		X	8083	1,521,969.00
069		X	1712	336,769,284.26	333,880,000.00	2,889,284.26	069		X	1750	2,889,284.26
069		X	1750	12,110,715.74	15,000,000.00	-2,889,284.26	069		X	1712	-2,889,284.26
069		X	5422	0.00	112,423,091.77	-112,423,091.77	069		X	5423	-112,423,091.77
069		X	5423	170,869,283.43	58,446,191.66	112,423,091.77	069		X	5422	112,423,091.77
069		X	8003	38,000,000.00	0.00	38,000,000.00	096		X	8863	38,000,000.00
069		X	8016	131,000,000.00	0.00	131,000,000.00	069		X	8102	131,000,000.00
069		X	8020	666,256,945.00	0.00	666,256,945.00	069		X	8083	101,256,945.00
							069		X	8102	565,000,000.00
069		X	8048	3,522,043.00	0.00	3,522,043.00	069		X	8102	3,522,043.00
069		X	8055	-3,335,561.93	0.00	-3,335,561.93	069		X	8158	-3,335,561.93
069		X	8058	3,198,000.00	0.00	3,198,000.00	069		X	8102	3,198,000.00
069		X	8083	46,618,698,004.68	0.00	46,618,698,004.68	069	012	X	8083	-6,137,341.61
							069	014	X	8083	-4,179,334.51
							069	014	X	8083	-48,500,000.00
							069	014	X	8083	56,303.86
							069	014	X	8083	-12,827,000.00
							069	014	X	8083	-150,000,000.00
							069	020	X	8083	-2,600,000.00
							069	309	X	8083	-1,521,969.00
							069		X	8020	-101,256,945.00
							069		X	8102	48,600,000,000.00
							069		X	8158	34,473,231.00
							069		X	8350	-1,541,556,237.00
							069		X	8634	-9,263,341.49
							069	069	X	8083	-30,000,000.00

Appropriations, Outlays, and Balances - Continued

Footnotes

Table 1 - Appropriations and Appropriation Transfers - Department of Transportation

AID	ATA	Period of Availability	MAIN	Net Appropriations and Appropriation Transfers	Appropriation Amount	Net Appropriation Transfers	AID Involved	ATA Involved	Period of Availability Involved	MAIN Involved	Amount From or To (-)
069		X	8102	-58,602,720,043.00	0.00	-58,602,720,043.00	069	069	X	8083	-15,000,000.00
							069	069	X	8083	-86,008,775.00
							069	096	X	8083	-6,980,586.57
							069		X	8016	-131,000,000.00
							069		X	8020	-565,000,000.00
							069		X	8048	-3,522,043.00
							069		X	8058	-3,198,000.00
							069		X	8083	-48,600,000,000.00
							069		X	8158	-315,000,000.00
							069		X	8159	-185,000,000.00
069		X	8103	-17,686,657,550.00	0.00	-17,686,657,550.00	069		X	8350	-8,800,000,000.00
							069		X	8104	-29,500,000.00
							069		1920	8104	-583,400,000.00
							069		2021	8104	-9,750,000,000.00
							069		X	8106	-3,905,000,000.00
							069		X	8107	-142,500,000.00
							069		1315	8107	-20,742,734.00
							069		1416	8107	-13,000,000.00
							069		15	8107	-500,000.00
							069		1517	8107	-7,500,000.00
							069		1618	8107	-58,000,000.00
							069		1719	8107	-203,000,000.00
							069		1819	8107	-500,000.00
							069		1820	8107	-665,000,000.00
							069		1920	8107	-22,823,000.00
							069		1921	8107	-995,000,000.00
							069		2021	8107	-515,000,000.00
							069		2022	8107	-444,500,000.00
							069		1315	8108	-991,816.00
							069		1416	8108	-1,000,000.00
069		1517	8108	-500,000.00							
069		1618	8108	-2,700,000.00							
069		1719	8108	-26,000,000.00							

Appropriations, Outlays, and Balances - Continued

Footnotes

Table 1 - Appropriations and Appropriation Transfers - Department of Transportation

AID	ATA	Period of Availability	MAIN	Net Appropriations and Appropriation Transfers	Appropriation Amount	Net Appropriation Transfers	AID Involved	ATA Involved	Period of Availability Involved	MAIN Involved	Amount From or To (-)
							069		1820	8108	-49,500,000.00
							069		1921	8108	-37,000,000.00
							069		2022	8108	-51,000,000.00
							069		X	8304	-162,000,000.00
069		X	8104	29,500,000.00	0.00	29,500,000.00	069		X	8103	29,500,000.00
069		1920	8104	583,400,000.00	0.00	583,400,000.00	069		X	8103	583,400,000.00
069		2021	8104	9,750,000,000.00	0.00	9,750,000,000.00	069		X	8103	9,750,000,000.00
069		X	8106	3,905,000,000.00	0.00	3,905,000,000.00	069		X	8103	3,905,000,000.00
069		X	8107	142,500,000.00	0.00	142,500,000.00	069		X	8103	142,500,000.00
069		1315	8107	20,742,734.00	0.00	20,742,734.00	069		X	8103	20,742,734.00
069		1416	8107	13,000,000.00	0.00	13,000,000.00	069		X	8103	13,000,000.00
069		15	8107	500,000.00	0.00	500,000.00	069		X	8103	500,000.00
069		1517	8107	7,500,000.00	0.00	7,500,000.00	069		X	8103	7,500,000.00
069		1618	8107	58,000,000.00	0.00	58,000,000.00	069		X	8103	58,000,000.00
069		1719	8107	203,000,000.00	0.00	203,000,000.00	069		X	8103	203,000,000.00
069		1819	8107	500,000.00	0.00	500,000.00	069		X	8103	500,000.00
069		1820	8107	665,000,000.00	0.00	665,000,000.00	069		X	8103	665,000,000.00
069		1920	8107	22,823,000.00	0.00	22,823,000.00	069		X	8103	22,823,000.00
069		1921	8107	995,000,000.00	0.00	995,000,000.00	069		X	8103	995,000,000.00
069		2021	8107	515,000,000.00	0.00	515,000,000.00	069		X	8103	515,000,000.00
069		2022	8107	444,500,000.00	0.00	444,500,000.00	069		X	8103	444,500,000.00
069		1315	8108	991,816.00	0.00	991,816.00	069		X	8103	991,816.00
069		1416	8108	1,000,000.00	0.00	1,000,000.00	069		X	8103	1,000,000.00
069		1517	8108	500,000.00	0.00	500,000.00	069		X	8103	500,000.00
069		1618	8108	2,700,000.00	0.00	2,700,000.00	069		X	8103	2,700,000.00
069		1719	8108	26,000,000.00	0.00	26,000,000.00	069		X	8103	26,000,000.00
069		1820	8108	49,500,000.00	0.00	49,500,000.00	069		X	8103	49,500,000.00
069		1921	8108	37,000,000.00	0.00	37,000,000.00	069		X	8103	37,000,000.00
069		2022	8108	51,004,060.00	4,060.00	51,000,000.00	069		X	8103	51,000,000.00
069		1820	8121	1,546,870.55	0.00	1,546,870.55	070		X	8185	1,546,870.55
069		1921	8121	9,000,000.00	0.00	9,000,000.00	070		X	8185	9,000,000.00
069		2022	8121	12,000,000.00	0.00	12,000,000.00	070		X	8185	12,000,000.00
069		X	8158	269,335,561.93	0.00	269,335,561.93	069		X	8055	3,335,561.93

Appropriations, Outlays, and Balances - Continued

Footnotes

Table 1 - Appropriations and Appropriation Transfers - Department of Transportation

AID	ATA	Period of Availability	MAIN	Net Appropriations and Appropriation Transfers	Appropriation Amount	Net Appropriation Transfers	AID Involved	ATA Involved	Period of Availability Involved	MAIN Involved	Amount From or To (-)
							069		X	8083	-34,473,231.00
							069		X	8102	315,000,000.00
							069		X	8350	-14,526,769.00
069		X	8159	185,000,000.00	0.00	185,000,000.00	069		X	8102	185,000,000.00
069		X	8304	162,000,000.00	0.00	162,000,000.00	069		X	8103	162,000,000.00
069		X	8350	10,356,083,006.00	0.00	10,356,083,006.00	069		X	8083	1,541,556,237.00
							069		X	8102	8,800,000,000.00
							069		X	8158	14,526,769.00
069		X	8634	9,263,341.49	0.00	9,263,341.49	069		X	8083	9,263,341.49
069	069	X	8083	30,000,000.00	0.00	30,000,000.00	069		X	8083	30,000,000.00
069	069	X	8083	15,000,000.00	0.00	15,000,000.00	069		X	8083	15,000,000.00
069	069	X	8083	86,008,775.00	0.00	86,008,775.00	069		X	8083	86,008,775.00
069	096	X	8083	6,980,586.57	0.00	6,980,586.57	069		X	8083	6,980,586.57
Total				580,300,213.98	519,753,343.43	60,546,870.55					60,546,870.55

This Page Left Blank Intentionally

Appropriations, Outlays, and Balances - Continued

Appropriation or Fund Account Title	Account Symbol				Balances, Beginning of Fiscal Year	Appropriations and Other Obligational Authority ¹	Transfers Borrowings and Investment (Net) ²	Outlays (Net)	Balances Withdrawn and Other Transactions ³	Balances, End of Fiscal Year	
	Period of Availability	ATA	AID	MAIN							SUB
Department of the Treasury Departmental Offices General Fund Accounts Salaries and Expenses, Departmental Offices, Treasury Fund Resources:											
Undisbursed Funds	2018-2023		020	0101	000	-----	-----	-----	-1,013,577.59	-----	1,013,577.59
	2020-2021					-----	49,000,000.00	-----	2,649,325.79	-----	46,350,674.21
	2020					-----	204,373,000.00	-----	180,126,034.94	-----	24,246,965.06
	2019-2020					21,818,911.50	-----	522,000.00	18,782,295.24	-----	3,558,616.26
	2019					18,060,620.48	-----	-522,000.00	14,208,343.91	-----	3,330,276.57
	2018-2019					5,679,455.36	-----	-----	3,468,558.61	-----	2,210,896.75
	2018					4,069,509.19	-----	-----	804,486.58	-----	3,265,022.61
	2017-2018					4,146,367.97	-----	-----	1,630,308.71	-----	2,516,059.26
	2017					5,259,196.27	-----	-----	-253,708.16	-----	5,512,904.43
	2016-2017					2,035,137.77	-----	-----	91,105.51	-----	1,944,032.26
	2016					6,834,164.38	-----	-----	14,062.45	-----	6,820,101.93
	2015-2016					5,654,500.24	-----	-----	-----	-----	5,654,500.24
	2014-2016					3,331.19	-----	-----	-----	-----	3,331.19
	2015					2,148,406.44	-----	-----	22,679.57	2,125,726.87	-----
	2014-2015					2,003,911.99	-----	-----	-477.18	2,004,389.17	-----
	2013-2015					68,630.39	-----	-----	-----	68,630.39	-----
	No Year					990,000.00	-----	-----	-8,233,497.68	-----	9,223,497.68
	Subtotal		020	0101	000	78,772,143.17	253,373,000.00	-----	212,295,940.70	4,198,746.43	115,650,456.04
Salaries and Expenses, Office of Inspector General, Treasury Fund Resources:											
Undisbursed Funds	2020-2021		020	0106	000	-----	2,800,000.00	-----	-----	-----	2,800,000.00
	2020					-----	38,244,000.00	-10,000.00	31,279,337.71	-----	6,954,662.29
	2019					6,161,852.78	-----	10,000.00	4,817,473.43	-----	1,354,379.35
	2018-2019					1,175,966.44	-----	-----	307,348.69	-----	868,617.75
	2018					1,063,599.20	-----	-----	515,485.82	-----	548,113.38
	2017-2018					509,176.06	-----	-----	-----	-----	509,176.06
	2017					3,705,549.44	-----	-----	-546.59	-----	3,706,096.03
	2016-2017					208,192.80	-----	-----	-----	-----	208,192.80
	2016					2,561,257.97	-----	-----	-----	-----	2,561,257.97
	2015					2,397,518.37	-----	-----	-----	2,397,518.37	-----
	2014-2015					353,721.07	-----	-----	-----	353,721.07	-----
	No Year					-----	35,000,000.00	-----	591,572.71	-----	34,408,427.29
Funds Held Outside the Treasury	2020					-----	-----	10,000.00	-----	-----	10,000.00
	2019					10,000.00	-----	-10,000.00	-----	-----	-----
	Subtotal		020	0106	000	18,146,834.13	76,044,000.00	-----	37,510,671.77	2,751,239.44	53,928,922.92
Department-Wide Systems and Capital Investments Programs, Departmental											

Footnotes at End of Chapter

Appropriations, Outlays, and Balances - Continued

Appropriation or Fund Account Title	Account Symbol				Balances, Beginning of Fiscal Year	Appropriations and Other Obligational Authority ¹	Transfers Borrowings and Investment (Net) ²	Outlays (Net)	Balances Withdrawn and Other Transactions ³	Balances, End of Fiscal Year
	Period of Availability	ATA	AID	MAIN						
Offices, Treasury Fund Resources: Undisbursed Funds	2020-2022		020	0115	000	-----	6,118,000.00	-----	-----	6,118,000.00
	2019-2021					3,945,170.15	-----	1,241,378.65	-----	2,703,791.50
	2018-2020					844,182.37	-----	325,952.45	-----	518,229.92
	2017-2019					734,156.14	-----	399,896.88	-----	334,259.26
	2016-2018					109,923.63	-----	-----	-----	109,923.63
	2015-2017					13,988.43	-----	-----	-----	13,988.43
	2014-2016					176,536.47	-----	-----	-----	176,536.47
	No Year					450,241.81	-----	245,870.38	-----	204,371.43
	Subtotal		020	0115	000	6,274,199.00	6,118,000.00	2,213,098.36	-----	10,179,100.64
Salaries and Expenses, Treasury Inspector General for Tax Administration, Departmental Offices, Treasury Fund Resources: Undisbursed Funds	2020-2021		020	0119	000	-----	5,000,000.00	-----	579,467.56	4,420,532.44
	2020					-----	165,250,000.00	-110,700.00	150,306,993.71	14,832,306.29
	2019-2020					5,000,000.00	-----	371,024.00	5,012,864.31	358,159.69
	2019					13,771,831.46	-----	-260,324.00	11,165,805.71	2,345,701.75
	2018-2019					328,633.91	-----	-----	137,597.84	191,036.07
	2018					1,930,419.55	-----	-----	1,104,130.48	826,289.07
	2017-2018					191,139.03	-----	-----	184,510.04	6,628.99
	2017					754,670.40	-----	-----	70,535.85	684,134.55
	2016-2017					193,684.40	-----	-----	-----	193,684.40
	2016					921,312.56	-----	-----	19,804.49	901,508.07
	2015-2016					56,166.25	-----	-----	-----	56,166.25
	2015					1,105,862.61	-----	-----	8,958.80	1,096,903.81
	2014-2015					562,283.72	-----	-----	0.02	562,283.70
	No Year					55,897.42	-----	-----	4,928.77	50,968.65
Funds Held Outside the Treasury	2020					-----	-----	110,700.00	-----	110,700.00
	2019					110,700.00	-----	-110,700.00	-----	-----
	Subtotal		020	0119	000	24,982,601.31	170,250,000.00	-----	168,595,597.58	1,659,187.51
Terrorism Insurance Program, Departmental Offices, Treasury Fund Resources: Undisbursed Funds	No Year		020	0123	000	1,427,058.59	2,156,119.74	-----	2,380,661.13	1,202,517.20
Assistance to Federal National Mortgage Association and Federal Home Loan Mortgage Corporation, Departmental Offices, Treasury Fund Resources: Undisbursed Funds	No Year		020	0125	000	254,051,000,000.00	-----	-----	-----	254,051,000,000.00
GSE Mortgage-Backed Securities Purchase Program Account, Departmental Offices, Treasury Fund Resources: Undisbursed Funds	2020		020	0126	000	-----	1,223,300.00	-----	916,666.63	306,633.37
	2019					302,733.37	-----	83,333.33	-----	219,400.04
	2018					252,149.79	-----	-----	-----	252,149.79
	2017					1,393,400.16	-----	-----	-----	1,393,400.16

Footnotes at End of Chapter

Appropriations, Outlays, and Balances - Continued

Appropriation or Fund Account Title	Account Symbol				Balances, Beginning of Fiscal Year	Appropriations and Other Obligational Authority ¹	Transfers Borrowings and Investment (Net) ²	Outlays (Net)	Balances Withdrawn and Other Transactions ³	Balances, End of Fiscal Year
	Period of Availability	ATA	AID	MAIN						
	2016				1,276,927.16	-----	-----	-----	-----	1,276,927.16
	2015				1,133,573.20	-----	-----	-----	1,133,573.20	-----
	Subtotal		020	0126	000	4,358,783.68	1,223,300.00	999,999.96	1,133,573.20	3,448,510.52
Office of Financial Stability, Departmental Offices, Treasury Fund Resources:										
Undisbursed Funds	2020		020	0128	000	-----	51,399,462.00	-----	30,154,056.84	-----
	2019				27,695,671.34	-----	-----	13,590,406.77	-----	14,105,264.57
	2018				13,613,184.17	-----	-----	215,582.31	-----	13,397,601.86
	2017				29,438,372.87	-----	-----	1,889.98	-----	29,436,482.89
	2016				27,246,939.67	-----	-----	-----	-----	27,246,939.67
	2015				36,672,524.55	-----	-----	-----	36,672,524.55	-----
	Subtotal		020	0128	000	134,666,692.60	51,399,462.00	43,961,935.90	36,672,524.55	105,431,694.15
Special Inspector General for Troubled Assets Relief Program, Departmental Offices, Treasury Fund Resources:										
Undisbursed Funds	2020		020	0133	000	-----	22,000,000.00	-----	20,672,328.56	-----
	2019				1,403,786.61	-----	-----	1,098,359.32	-----	305,427.29
	2018				392,338.93	-----	-----	128,289.97	-----	264,048.96
	2017				2,482,659.17	-----	-----	40,603.29	-----	2,442,055.88
	2016				3,597,640.80	-----	-----	-1,942.60	-----	3,599,583.40
	2015				1,208,980.57	-----	-----	-260.62	1,209,241.19	-----
	No Year				18,793,592.17	-----	-----	1,415,915.89	-----	17,377,676.28
	Subtotal		020	0133	000	27,878,998.25	22,000,000.00	23,353,293.81	1,209,241.19	25,316,463.25
Troubled Asset Relief Program Account, Equity Purchase Program, Departmental Offices, Treasury Fund Resources:										
Undisbursed Funds	2020		020	0134	000	-----	6,670,563.00	-----	6,670,563.00	-----
Troubled Asset Relief Program, Housing Programs, Departmental Offices, Treasury Fund Resources:										
Undisbursed Funds	No Year		020	0136	000	15,522,058,745.49	-----	-----	669,436,026.22	-----
Small Business Lending Fund, Departmental Offices, Treasury Fund Resources:										
Undisbursed Funds	No Year		020	0141	000	7,906,978.06	6,082,927.97	-----	5,880,464.94	-----
State Small Business Credit Initiative, Departmental Offices, Treasury Fund Resources:										
Undisbursed Funds	2010-2017		020	0142	000	31,363,473.89	-----	-----	-----	31,363,473.89
Social Impact Demonstration Projects, Departmental Offices, Treasury Fund Resources:										
Undisbursed Funds	2018-2028		020	0146	000	98,409,389.55	-----	-----	1,211,056.75	-----
Committee on Foreign Investment in the United States Fund, Departmental Offices, Treasury Fund Resources:										
Undisbursed Funds	No Year		020	0165	000	-----	16,893,500.00	-----	11,818,489.99	-----

Footnotes at End of Chapter

Appropriations, Outlays, and Balances - Continued

Appropriation or Fund Account	Account Symbol				Balances, Beginning of Fiscal Year	Appropriations and Other Obligational Authority ¹	Transfers Borrowings and Investment (Net) ²	Outlays (Net)	Balances Withdrawn and Other Transactions ³	Balances, End of Fiscal Year
Title	Period of Availability	ATA	AID	MAIN SUB						
Salaries and Expenses, Office of Terrorism and Financial Intelligence, Departmental Offices, Treasury Fund Resources:										
Undisbursed Funds	2020-2021		020	1804	000	----- 10,000,000.00	----- -----	----- -----	----- -----	----- 10,000,000.00
	2020					----- 159,712,000.00	----- -----	----- 120,743,025.64	----- -----	----- 38,968,974.36
	2019-2020					9,663,906.94	----- 822,577.00	----- 4,045,628.28	----- -----	----- 6,440,855.66
	2019					31,785,946.91	----- -822,577.00	----- 24,956,227.78	----- -----	----- 6,007,142.13
	2018-2019					5,855,850.64	----- -----	----- 4,910,765.62	----- -----	----- 945,085.02
	2018					5,877,226.10	----- -----	----- 1,343,220.54	----- -----	----- 4,534,005.56
	2017-2018					833,598.28	----- -----	----- 314,929.74	----- -----	----- 518,668.54
	2017					3,225,458.91	----- -----	----- 680,537.86	----- -----	----- 2,544,921.05
	2016-2017					106,072.25	----- -----	----- -----	----- -----	----- 106,072.25
	2016					2,065,632.29	----- -----	----- -197,837.13	----- -----	----- 2,263,469.42
	2015-2016					145,818.14	----- -----	----- -----	----- -----	----- 145,818.14
	2015					2,988,638.37	----- -----	----- -5,592.86	----- 2,994,231.23	----- -----
	2014-2015					7,593.64	----- -----	----- -----	----- 7,593.64	----- -----
	No Year					211,339.00	----- -----	----- -----	----- -----	----- 211,339.00
	Subtotal		020	1804	000	62,767,081.47	----- 169,712,000.00	----- -----	----- 156,790,905.47	----- 3,001,824.87
Cybersecurity Enhancement Account, Departmental Offices, Treasury Fund Resources:										
Undisbursed Funds	2020-2022		020	1855	000	----- 18,000,000.00	----- -----	----- -----	----- -----	----- 18,000,000.00
	2019-2021					23,428,136.00	----- -----	----- 5,963,165.42	----- -----	----- 17,464,970.58
	2018-2020					14,132,098.08	----- -----	----- 8,069,909.79	----- -----	----- 6,062,188.29
	2017-2019					6,611,311.08	----- -----	----- 5,301,951.45	----- -----	----- 1,309,359.63
	Subtotal		020	1855	000	44,171,545.16	----- 18,000,000.00	----- -----	----- 19,335,026.66	----- -----
Community Development Financial Institutions Fund, Program Account, Treasury Fund Resources:										
Undisbursed Funds	2020-2021		020	1881	000	----- 234,156,289.00	----- -----	----- 656,288.40	----- -----	----- 233,500,000.60
	2020					----- 28,500,000.00	----- -----	----- 20,494,079.38	----- -----	----- 8,005,920.62
	2019-2020					222,746,087.91	----- -----	----- 202,444,849.16	----- -----	----- 20,301,238.75
	2019					7,722,088.08	----- -----	----- 6,678,630.10	----- -----	----- 1,043,457.98
	2018-2019					26,164,464.31	----- -----	----- 16,160,226.00	----- -----	----- 10,004,238.31
	2018					1,525,909.95	----- -----	----- 422,474.78	----- -----	----- 1,103,435.17
	2017-2018					6,016,604.94	----- -----	----- 3,966,224.94	----- -----	----- 2,050,380.00
	2017					438,848.57	----- -----	----- 279.05	----- -----	----- 438,569.52
	2016-2017					794,990.83	----- -----	----- 488,471.77	----- -----	----- 306,519.06
	2016					152,608.89	----- -----	----- 1.93	----- -----	----- 152,606.96
	2015-2016					702,825.01	----- -----	----- 153,612.00	----- -----	----- 549,213.01
	2015					472,874.11	----- -----	----- 2,189.78	----- 470,684.33	----- -----
	2014-2015					1,104,787.81	----- -----	----- -----	----- 1,104,787.81	----- -----
	No Year					4,362,050.26	----- 6,492,544.00	----- -----	----- 5,078,565.43	----- 5,776,028.83
	Subtotal		020	1881	000	272,204,140.67	----- 269,148,833.00	----- -----	----- 256,545,892.72	----- 1,575,472.14

Footnotes at End of Chapter

Appropriations, Outlays, and Balances - Continued

Appropriation or Fund Account Title	Account Symbol				Balances, Beginning of Fiscal Year	Appropriations and Other Obligational Authority ¹	Transfers Borrowings and Investment (Net) ²	Outlays (Net)	Balances Withdrawn and Other Transactions ³	Balances, End of Fiscal Year	
	Period of Availability	ATA	AID	MAIN							SUB
Economic Stabilization Program Account, Departmental Offices, Treasury Fund Resources: Undisbursed Funds	2020-2026		020	1889	000	-----	499,975,000,000.00	-----	19,331,016,941.11	-----	480,643,983,058.89
Coronavirus Relief Fund, Departmental Offices, Treasury Fund Resources: Undisbursed Funds	2020		020	1892	000	-----	150,000,000,000.00	-----	149,466,373,870.72	-----	533,626,129.28
Special Inspector General for Pandemic Recovery, Treasury Fund Resources: Undisbursed Funds	No Year		020	1893	000	-----	25,000,000.00	-----	849,732.50	-----	24,150,267.50
Air Carrier Worker Support, Departmental Offices, Department of Treasury Fund Resources: Undisbursed Funds	No Year		020	1894	000	-----	32,000,000,000.00	-----	28,140,858,039.56	-----	3,859,141,960.44
Special Fund Accounts											
Presidential Election Campaign Fund, Treasury Fund Resources: Undisbursed Funds	No Year		020	5081	000	355,313,809.79	24,138,903.00	-----	736,000.00	-----	378,716,712.79
Financial Research Fund, Departmental Offices, Treasury Fund Resources: Undisbursed Funds	No Year		020	5590	000	9,956,344.96	74,140,420.64	-8,572,036.13	65,524,729.47	-----	10,000,000.00
Investments in US Treasury Securities						74,990,535.99	-----	8,572,036.13	-----	-----	83,562,572.12
Subtotal			020	5590	000	84,946,880.95	74,140,420.64	-----	65,524,729.47	-----	93,562,572.12
Treasury Forfeiture Fund, Treasury Fund Resources: Undisbursed Funds	No Year		020	5697	000	34,013,008.95	513,458,691.97	-75,993,000.00	437,048,585.53	-----	34,430,115.39
Unrealized Discount on Investments						-1,913,200.62	-----	1,824,363.87	-----	-----	-88,836.75
Investments in US Treasury Securities						1,144,108,200.62	-----	74,168,636.13	-----	-----	1,218,276,836.75
Subtotal			020	5697	000	1,176,208,008.95	513,458,691.97	-----	437,048,585.53	-----	1,252,618,115.39
Public Enterprise Funds											
Exchange Stabilization Fund, Office of the Secretary, Treasury Fund Resources: Undisbursed Funds	No Year		020	4444	000	⁴ -----	-----	9,620,723,257.72	11,360,855,654.17	-928,056,973.20	⁵ -812,075,423.25
Investments in US Treasury Securities						22,622,443,032.78	-----	-11,452,500,648.55	-----	-----	11,169,942,384.23
Investments in Foreign Securities (Means of Financing) - ESF						6,560,243,338.17	-----	-812,075,423.25	-----	-----	5,748,167,914.92
Funds Held Outside the Treasury						14,035,553,423.77	-----	1,831,777,390.83	-----	-----	15,867,330,814.60
Holdings of Special Drawing Rights						49,976,358,478.64	-----	-----	-----	-1,756,584,319.87	51,732,942,798.51
Subtotal			020	4444	000	93,194,598,273.36	-----	-812,075,423.25	11,360,855,654.17	-2,684,641,293.07	83,706,308,489.01
Intragovernmental Funds											
Treasury Franchise Fund, Treasury Fund Resources: Undisbursed Funds	No Year		020	4560	010	396,104,912.54	-----	-----	9,330,841.98	-----	386,774,070.56
Trust Fund Accounts											

Footnotes at End of Chapter

Appropriations, Outlays, and Balances - Continued

Appropriation or Fund Account	Account Symbol					Balances, Beginning of Fiscal Year	Appropriations and Other Obligational Authority ¹	Transfers Borrowings and Investment (Net) ²	Outlays (Net)	Balances Withdrawn and Other Transactions ³	Balances, End of Fiscal Year
Title	Period of Availability	ATA	AID	MAIN	SUB						
Capital Magnet Fund, Community Development Financial Institutions, Departmental Offices, Treasury Fund Resources:											
Undisbursed Funds	No Year		020	8524	000	143,682,447.30	175,809,002.61	-----	127,929,615.32	-----	191,561,834.59
Gifts and Bequests, Treasury Fund Resources:											
Undisbursed Funds	No Year		020	8790	000	479,258.63	8,077.54	-5,103.46	2,974.08	-----	479,258.63
Investments in US Treasury Securities						1,031,710.05	-----	5,103.46	-----	-----	1,036,813.51
	Subtotal		020	8790	000	1,510,968.68	8,077.54	-----	2,974.08	-----	1,516,072.14
Total, Departmental Offices						365,738,753,966.59	683,856,626,801.47	-812,075,423.25	210,559,526,609.40	-2,632,439,483.74	840,856,218,219.15
Financial Crimes Enforcement Network											
General Fund Accounts											
Salaries and Expenses, Financial Crimes Enforcement Network, Treasury Fund Resources:											
Undisbursed Funds	2020-2022		020	0173	000	-----	34,335,000.00	-----	521,502.43	-----	33,813,497.57
	2019-2021					33,665,443.87	-----	-----	17,120,117.36	-----	16,545,326.51
	2020					-----	91,665,000.00	-----	67,341,981.86	-----	24,323,018.14
	2018-2020					17,354,026.65	-----	-----	12,912,788.68	-----	4,441,237.97
	2019					18,881,470.67	-----	-----	15,900,498.83	-----	2,980,971.84
	2017-2019					6,346,976.68	-----	-----	5,545,895.71	-----	801,080.97
	2018					2,700,135.34	-----	-----	820,788.10	-----	1,879,347.24
	2016-2018					1,161,730.45	-----	-----	88,419.72	-----	1,073,310.73
	2017					1,771,367.96	-----	-----	13,725.67	-----	1,757,642.29
	2015-2017					862,106.54	-----	-----	-----	-----	862,106.54
	2016					1,811,936.72	-----	-----	-314.81	-----	1,812,251.53
	2014-2016					439,573.74	-----	-----	27,373.94	-----	412,199.80
	2015					2,525,083.19	-----	-----	7,314.81	2,517,768.38	-----
	2013-2015					425,002.41	-----	-----	-----	425,002.41	-----
	Subtotal		020	0173	000	87,944,854.22	126,000,000.00	-----	120,300,092.30	2,942,770.79	90,701,991.13
Total, Financial Crimes Enforcement Network						87,944,854.22	126,000,000.00	-----	120,300,092.30	2,942,770.79	90,701,991.13
Bureau of the Fiscal Service											
General Fund Accounts											
Salaries and Expenses, Bureau of the Fiscal Service, Treasury Fund Resources:											
Undisbursed Funds	2020-2022		020	0520	000	-----	8,000,000.00	-----	-----	-----	8,000,000.00
	2020-2021					-----	78,650,000.00	-----	20,387,483.48	-----	58,262,516.52
	2019-2021					4,210,000.00	-----	-----	485,000.00	-----	3,725,000.00
	2020					-----	332,280,000.00	-----	289,773,085.27	-----	42,506,914.73
	2019-2020					-----	-----	631,028.11	543,866.48	-----	87,161.63
	2018-2020					4,210,000.00	-----	-----	4,210,000.00	-----	-----
	2019					52,305,063.35	-----	-631,028.11	46,163,963.89	-----	5,510,071.35
	2018-2019					656,772.00	-----	-----	638,512.87	-----	18,259.13
	2017-2019					4,210,000.00	-----	-----	4,200,000.00	-----	10,000.00

Footnotes at End of Chapter

Appropriations, Outlays, and Balances - Continued

Appropriation or Fund Account Title	Account Symbol				Balances, Beginning of Fiscal Year	Appropriations and Other Obligational Authority ¹	Transfers Borrowings and Investment (Net) ²	Outlays (Net)	Balances Withdrawn and Other Transactions ³	Balances, End of Fiscal Year	
	Period of Availability	ATA	AID	MAIN							SUB
	2018				6,689,147.90	-----	-----	2,107,174.28	-----	4,581,973.62	
	2017-2018				2,730.00	-----	-----	-----	-----	2,730.00	
	2016-2018				842,258.80	-----	-----	729,384.44	-----	112,874.36	
	2017				3,405,995.22	-----	-----	59,304.04	-----	3,346,691.18	
	2016-2017				57,427.00	-----	-----	-----	-----	57,427.00	
	2015-2017				178,973.07	-----	-----	-----	-----	178,973.07	
	2016				3,109,798.47	-----	-----	66,301.98	-----	3,043,496.49	
	2014-2016				2,849,616.04	-----	-----	-----	-----	2,849,616.04	
	2015				2,712,207.35	-----	-----	-104,559.08	2,816,766.43	-----	
	No Year				70,845.32	25,000,000.00	-----	91,700.09	-----	24,979,145.23	
	Subtotal		020	0520	000	85,510,834.52	443,930,000.00	-----	369,351,217.74	2,816,766.43	157,272,850.35
Reimbursements to Federal Reserve Banks, Bureau of the Fiscal Service, Treasury Fund Resources:											
Undisbursed Funds	No Year		020	0562	000	46,433,531.82	130,790,917.70	-----	136,658,762.00	-----	40,565,687.52
Relief of Individuals and Others by Private and Public Laws, Bureau of the Fiscal Service, Treasury Fund Resources:											
Undisbursed Funds	No Year		020	1706	000	443,162.78	-----	-----	-----	-----	443,162.78
Payment of Government Losses in Shipment, Bureau of the Fiscal Service, Treasury Fund Resources:											
Undisbursed Funds	No Year		020	1710	000	-----	867,960.05	-----	867,960.05	-----	-----
Judgements, Court of Claims (Indefinite), Bureau of the Fiscal Service, Treasury Fund Resources:											
Undisbursed Funds	No Year		020	1740	000	149,405.75	7,274,284,356.26	-----	7,274,433,762.01	-----	-----
Judgements, United States Courts (Indefinite), Bureau of the Fiscal Service, Treasury Fund Resources:											
Undisbursed Funds	No Year		020	1741	000	11,850,663.94	538,605,805.09	-----	543,855,940.04	-----	6,600,528.99
Claims for Damages (Indefinite), Bureau of the Fiscal Service, Treasury Fund Resources:											
Undisbursed Funds	No Year		020	1742	000	955,023.30	860,622.62	-----	1,815,608.79	-----	37.13
Claims for Contract Disputes (Indefinite), Bureau of the Fiscal Service, Treasury Fund Resources:											
Undisbursed Funds	No Year		020	1743	000	367,255.72	551,281,702.81	-----	533,369,035.21	-----	18,279,923.32
Salaries and Expenses, Bureau of the Fiscal Service, Treasury Fund Resources:											
Undisbursed Funds	2013-2015		020	1801	000	71,764.62	-----	-----	71,764.62	-----	-----
	No Year				55,867.03	-----	-----	40,872.26	-----	14,994.77	
	Subtotal		020	1801	000	127,631.65	-----	40,872.26	71,764.62	14,994.77	
Financial Agent Services, Bureau of the Fiscal Service, Treasury Fund Resources:											
Undisbursed Funds	No Year		020	1802	000	68,743,330.41	842,067,031.40	-----	807,860,554.93	-----	102,949,806.88

Footnotes at End of Chapter

Appropriations, Outlays, and Balances - Continued

Appropriation or Fund Account Title	Account Symbol				Balances, Beginning of Fiscal Year	Appropriations and Other Obligational Authority ¹	Transfers Borrowings and Investment (Net) ²	Outlays (Net)	Balances Withdrawn and Other Transactions ³	Balances, End of Fiscal Year
	Period of Availability	ATA	AID	MAIN						
Payment to the Resolution Funding Corporation, Bureau of the Fiscal Service, Treasury Fund Resources: Undisbursed Funds	No Year		020	1851	000	----- 2,424,603,570.25	-----	2,424,603,570.25	-----	-----
Interest on Uninvested Funds (Indefinite), Bureau of the Fiscal Service, Treasury Fund Resources: Undisbursed Funds	No Year		020	1860	000	88,285,909.91	-----	12,784,814.47	-----	98,072,722.47
Restitution of Forgone Interest, Bureau of the Fiscal Service, Treasury Fund Resources: Undisbursed Funds	2020		020	1875	000	----- 115,594,703.66	-----	115,594,703.66	-----	-----
	2019					696,297,688.98	-----	696,297,688.98	-----	-----
	Subtotal		020	1875	000	696,297,688.98	-----	811,892,392.64	-----	- 0 -
Federal Interest Liabilities to the States, Bureau of the Fiscal Service, Treasury Fund Resources: Undisbursed Funds	No Year		020	1877	000	----- 56,519.00	-----	-479,057.00	535,576.00	-----
Credit Reform: Interest Paid on Uninvested Funds (Indefinite), Bureau of the Fiscal Service, Treasury Fund Resources: Undisbursed Funds	No Year		020	1880	000	----- 23,315,475,383.43	-----	23,315,475,383.43	-----	-----
Federal Reserve Bank Reimbursement Fund, Bureau of the Fiscal Service, Treasury Fund Resources: Undisbursed Funds	No Year		020	1884	000	156,083,964.90	-----	539,618,148.00	-----	160,746,951.33
Special Fund Accounts										
Debt Collection Fund, Bureau of the Fiscal Service, Treasury Fund Resources: Undisbursed Funds	2020-2021		020	5445	000	----- 227,287,875.29	-----	113,254,369.36	-----	114,033,505.93
	2019-2020					96,989,906.89	-----	2,919,361.21	-----	5,682,757.69
	2018-2019					8,763,971.56	-----	4,299,898.17	-----	4,464,073.39
	2017-2018					661,093.29	-----	208,053.86	-----	453,039.43
	2016-2017					1,328,652.80	-----	-----	-----	1,328,652.80
	2015-2016					647,307.76	-----	-----	-----	647,307.76
	2014-2015					2,654,622.86	-----	-2,654,622.83	0.03	-----
	No Year					-----	-----	2,654,622.83	-----	2,654,622.83
	Subtotal		020	5445	000	111,045,555.16	-----	230,207,236.50	-----	211,988,831.83
HOPE Reserve Fund, Bureau of the Fiscal Service, Treasury Fund Resources: Undisbursed Funds	No Year		020	5581	000	86,000,000.00	-----	-----	-----	86,000,000.00
Guam World War II Claims Fund, Treasury Fund Resources: Undisbursed Funds	No Year		020	5680	000	----- 39,685,987.00	-----	24,810,812.86	-----	14,875,174.14
Continued Dumping and Subsidy Offset, United States Customs Service,										

Footnotes at End of Chapter

Appropriations, Outlays, and Balances - Continued

Appropriation or Fund Account Title	Account Symbol					Balances, Beginning of Fiscal Year	Appropriations and Other Obligational Authority ¹	Transfers Borrowings and Investment (Net) ²	Outlays (Net)	Balances Withdrawn and Other Transactions ³	Balances, End of Fiscal Year
	Period of Availability	ATA	AID	MAIN	SUB						
Treasury Fund Resources: Undisbursed Funds	No Year		020	5688	000	117,667,018.00	59,043,384.67	-----	15,541,141.97	-----	161,169,260.70
Public Enterprise Funds											
United States Treasury Check Forgery Insurance Fund, Bureau of the Fiscal Service, Treasury Fund Resources: Undisbursed Funds	No Year		020	4109	000	6,052,573.63	-----	-----	1,257,786.43	-----	4,794,787.20
Trust Fund Accounts											
Lower Brule Sioux Tribe Terrestrial Wildlife Habitat Restoration Trust Fund, Bureau of the Fiscal Service, Treasury Fund Resources: Undisbursed Funds	No Year		020	8207	000	-----	351,811.03	73,451.97	425,263.00	-----	-----
Unrealized Discount on Investments						-56,866.76	-----	2,480.66	-----	-----	-54,386.10
Investments in US Treasury Securities						15,776,445.72	-----	-75,932.63	-----	-----	15,700,513.09
Subtotal			020	8207	000	15,719,578.96	351,811.03	-----	425,263.00	-----	15,646,126.99
Cheyenne River Sioux Tribe Terrestrial Wildlife Habitat Restoration Trust Fund, Bureau of the Fiscal Service, Treasury Fund Resources: Undisbursed Funds	No Year		020	8209	000	-----	1,002,564.17	39,519.50	1,042,083.67	-----	-----
Unrealized Discount on Investments						-162,335.25	-----	8,404.26	-----	-----	-153,930.99
Investments in US Treasury Securities						45,655,382.91	-----	-47,923.76	-----	-----	45,607,459.15
Subtotal			020	8209	000	45,493,047.66	1,002,564.17	-----	1,042,083.67	-----	45,453,528.16
Gulf Coast Restoration Trust Fund, Bureau of the Fiscal Service, Treasury Fund Resources: Undisbursed Funds	No Year		020	8625	000	-----	335,106,004.32	-156,158,482.90	178,947,521.42	-----	-----
Unrealized Discount on Investments						-30,756,145.44	-----	19,775,488.38	-----	-----	-10,980,657.06
Investments in US Treasury Securities						1,544,548,176.87	-----	136,382,994.52	-----	-----	1,680,931,171.39
Subtotal			020	8625	000	1,513,792,031.43	335,106,004.32	-----	178,947,521.42	-----	1,669,950,514.33
Esther Cattell Schmitt Gift Fund, Bureau of the Fiscal Service, Treasury Fund Resources: Undisbursed Funds	No Year		020	8902	000	-----	3,830.93	-830.93	3,000.00	-----	-----
Unrealized Discount on Investments						-785.00	-----	780.89	-----	-----	-4.11
Investments in US Treasury Securities						469,435.09	-----	50.04	-----	-----	469,485.13
Subtotal			020	8902	000	468,650.09	3,830.93	0.00	3,000.00	-----	469,481.02
Total, Bureau of the Fiscal Service						3,051,486,858.61	36,870,672,152.35	0.00	37,206,165,406.00	3,424,107.05	2,712,569,497.91
Federal Financing Bank											
Intragovernmental Funds											
Federal Financing Bank Revolving Fund, Treasury Fund Resources: Undisbursed Funds	No Year		020	4521	000	-21,193,585,519.74	-----	^{6,7,8} 804,114,773.33	-873,225,048.26	-----	⁵ -19,516,245,698.15
Total, Federal Financing Bank						-21,193,585,519.74	-----	804,114,773.33	-873,225,048.26	-----	-19,516,245,698.15

Footnotes at End of Chapter

Appropriations, Outlays, and Balances - Continued

Appropriation or Fund Account Title	Account Symbol				Balances, Beginning of Fiscal Year	Appropriations and Other Obligational Authority ¹	Transfers Borrowings and Investment (Net) ²	Outlays (Net)	Balances Withdrawn and Other Transactions ³	Balances, End of Fiscal Year	
	Period of Availability	ATA	AID	MAIN							SUB
Alcohol and Tobacco Tax and Trade Bureau											
General Fund Accounts											
Salaries and Expenses, Alcohol and Tobacco Tax and Trade Bureau, Treasury Fund Resources:											
Undisbursed Funds	2020-2021		020	1008	000	-----	5,000,000.00	-----	176,130.61	-----	4,823,869.39
	2020					-----	114,600,000.00	-----	93,068,926.77	-----	21,531,073.23
	2019-2020					4,709,530.10	-----	222,000.00	4,595,110.02	-----	336,420.08
	2019					22,980,742.95	-----	-222,000.00	21,234,369.12	-----	1,524,373.83
	2018-2019					504,018.27	-----	-----	394,565.43	-----	109,452.84
	2018					929,269.75	-----	-----	204,710.70	-----	724,559.05
	2017-2018					44,752.86	-----	-----	10,057.05	-----	34,695.81
	2017					510,659.27	-----	-----	5,351.39	-----	505,307.88
	2016					568,083.13	-----	-----	-----	-----	568,083.13
	2015-2016					146.73	-----	-----	-----	-----	146.73
	2015					637,197.21	-----	-----	-----	637,197.21	-----
	Subtotal		020	1008	000	30,884,400.27	119,600,000.00	-----	119,689,221.09	637,197.21	30,157,981.97
Special Fund Accounts											
Internal Revenue, Collections for Puerto Rico, Treasury Fund Resources:											
Undisbursed Funds	No Year		020	5737	000	-----	471,072,801.01	-----	471,072,801.01	-----	-----
Total, Alcohol and Tobacco Tax and Trade Bureau						30,884,400.27	590,672,801.01	-----	590,762,022.10	637,197.21	30,157,981.97
Bureau of Engraving and Printing											
Intragovernmental Funds											
Bureau of Engraving and Printing Fund, Treasury Fund Resources:											
Undisbursed Funds	No Year		020	4502	000	247,531,839.63	-----	-----	75,209,513.73	-----	172,322,325.90
Total, Bureau of Engraving and Printing						247,531,839.63	-----	-----	75,209,513.73	-----	172,322,325.90
United States Mint											
Public Enterprise Funds											
United States Mint Public Enterprise Fund, Treasury Fund Resources:											
Undisbursed Funds	No Year		020	4159	000	879,258,393.96	-----	-----	-159,372,755.17	-----	1,038,631,149.13
Total, United States Mint						879,258,393.96	-----	-----	-159,372,755.17	-----	1,038,631,149.13
Internal Revenue Service											
General Fund Accounts											
Payment to United States Virgin Islands and Puerto Rico for Disaster Tax Relief, Internal Revenue Service, Treasury Fund Resources:											
Undisbursed Funds	No Year		020	0159	000	-----	61,232,376.70	-----	61,232,376.70	-----	-----

Footnotes at End of Chapter

Appropriations, Outlays, and Balances - Continued

Appropriation or Fund Account Title	Account Symbol				Balances, Beginning of Fiscal Year	Appropriations and Other Obligational Authority ¹	Transfers Borrowings and Investment (Net) ²	Outlays (Net)	Balances Withdrawn and Other Transactions ³	Balances, End of Fiscal Year	
	Period of Availability	ATA	AID	MAIN							SUB
Refunding Internal Revenue Collections, Interest (Indefinite), Treasury Fund Resources: Undisbursed Funds	No Year		020	0904	000	----- 2,957,426,193.87	-----	2,957,426,193.87	-----	-----	
U.S. Coronavirus Payments, Internal Revenue Service, Treasury Fund Resources: Undisbursed Funds	No Year		020	0905	000	----- 274,653,909,767.36	-----	274,653,909,767.36	-----	-----	
Payment Where Earned Income Credit Exceeds Liability for Tax, Internal Revenue Service, Treasury Fund Resources: Undisbursed Funds	No Year		020	0906	000	----- 57,576,864,330.38	-----	57,576,864,330.38	-----	-----	
Taxpayer Services, Internal Revenue Service, Treasury Fund Resources: Undisbursed Funds	2020-2021		020	0912	000	----- 381,252,505.00	-----	118,365,508.16	-----	262,886,996.84	
	2020					----- 2,510,554,000.00	-----	⁹ 2,324,598,315.38	-----	185,955,684.62	
	2019-2020					18,248,076.00	----- 4,737,314.00	19,502,124.32	-----	3,483,265.68	
	2019					166,075,935.02	----- -4,737,314.00	151,981,185.84	-----	9,357,435.18	
	2018-2019					1,295,311.47	-----	622,112.10	-----	673,199.37	
	2018					17,999,414.51	-----	4,361,727.69	-----	13,637,686.82	
	2017-2018					267,234.99	-----	164,541.00	-----	102,693.99	
	2017					15,369,034.10	-----	-40,463.08	-----	15,409,497.18	
	2016-2017					121,900.12	-----	-----	-----	121,900.12	
	2016					10,172,310.59	-----	-108,839.99	-----	10,281,150.58	
	2015-2016					45,595.39	-----	-----	-----	45,595.39	
	2015					12,726,088.64	-----	236,639.06	12,489,449.58	-----	
	2014-2015					32,218.22	-----	-----	32,218.22	-----	
	No Year					33,112.33	----- -43,282.11	-10,319.78	-----	150.00	
	Subtotal		020	0912	000	242,386,231.38	2,891,806,505.00	-43,282.11	2,619,672,530.70	12,521,667.80	501,955,255.77
Enforcement, Internal Revenue Service, Treasury Fund Resources: Undisbursed Funds	2020-2021		020	0913	000	----- 332,981,612.00	-2,755,000.00	48,536,118.88	-----	281,690,493.12	
	2020					----- 4,659,500,000.00	-5,000.00	¹⁰ 4,270,666,869.52	-----	388,828,130.48	
	2019-2020					45,450,386.81	----- 24,769,207.00	62,757,185.90	-----	7,462,407.91	
	2019					382,050,707.36	----- -22,047,207.00	305,734,070.38	-----	54,269,429.98	
	2018-2019					7,787,285.61	-----	4,936,322.46	-----	2,850,963.15	
	2018					37,097,185.95	-----	8,676,176.26	-----	28,421,009.69	
	2017-2018					2,663,049.71	-----	1,354,207.10	-----	1,308,842.61	
	2017					12,972,925.29	-----	344,572.91	-----	12,628,352.38	
	2016-2017					1,322,484.22	-----	-1,917.87	-----	1,324,402.09	
	2016					12,851,183.72	-----	325,108.62	-----	12,526,075.10	
	2015-2016					8,445.96	-----	-----	-----	8,445.96	
	2015					9,415,986.11	-----	942,498.53	8,473,487.58	-----	
	2014-2015					6,645.73	-----	-----	6,645.73	-----	
	No Year					6,515,665.15	----- 2,479,026.00	1,975,024.90	-----	7,019,666.25	

Footnotes at End of Chapter

Appropriations, Outlays, and Balances - Continued

Appropriation or Fund Account Title	Account Symbol				Balances, Beginning of Fiscal Year	Appropriations and Other Obligational Authority ¹	Transfers Borrowings and Investment (Net) ²	Outlays (Net)	Balances Withdrawn and Other Transactions ³	Balances, End of Fiscal Year	
	Period of Availability	ATA	AID	MAIN							SUB
Funds Held Outside the Treasury	2020-2021				-----	-----	2,755,000.00	-----	-----	2,755,000.00	
	2020				-----	-----	5,000.00	-----	-----	5,000.00	
	2019-2020				2,689,000.00	-----	-2,689,000.00	-----	-----	-----	
	2019				5,000.00	-----	-5,000.00	-----	-----	-----	
	Subtotal		020	0913	000	520,835,951.62	4,992,481,612.00	2,507,026.00	4,706,246,237.59	8,480,133.31	801,098,218.72
Operations Support, Internal Revenue Service, Treasury Fund Resources: Undisbursed Funds	2020-2022		020	0919	000	-----	16,000,000.00	-----	3,360,399.28	-----	12,639,600.72
	2020-2021					-----	561,604,111.00	-----	325,643,328.03	-----	235,960,782.97
	2019-2021					1,000,000.00	-----	-----	-----	-----	1,000,000.00
	2020					-----	3,614,000,000.00	-----	** 2,996,574,629.70	-----	617,425,370.30
	2019-2020					50,000,000.00	-----	8,682,772.00	37,781,788.85	-----	20,900,983.15
	2018-2020					1,000,000.00	-----	-----	79,981.28	-----	920,018.72
	2019					774,935,716.03	-----	-8,682,772.00	662,804,964.29	-----	103,447,979.74
	2018-2019					56,787,857.90	-----	-----	42,301,918.36	-----	14,485,939.54
	2017-2019					1,000,000.00	-----	-----	406,919.02	-----	593,080.98
	2018					91,890,127.96	-----	-----	39,150,292.46	-----	52,739,835.50
	2017-2018					5,948,824.69	-----	-----	2,246,793.92	-----	3,702,030.77
	2016-2018					251,399.92	-----	-----	251,393.46	-----	6.46
	2017					50,658,973.05	-----	-----	3,672,046.28	-----	46,986,926.77
	2016-2017					3,593,418.03	-----	-----	24,734.08	-----	3,568,683.95
	2015-2017					505.93	-----	-----	-----	-----	505.93
	2016					48,288,190.19	-----	-----	2,688,079.81	-----	45,600,110.38
	2015-2016					1,470,546.72	-----	-----	7,694.53	-----	1,462,852.19
	2014-2016					29,052.80	-----	-----	-----	-----	29,052.80
	2015					31,684,687.48	-----	-----	9,932,573.74	21,752,113.74	-----
	2014-2015					7,597,126.02	-----	-----	6,274,677.77	1,322,448.25	-----
	2013-2015					7,645.94	-----	-----	-----	7,645.94	-----
	No Year					207,132,371.71	23,524,798.35	359,988,777.18	323,174,080.63	-----	267,471,866.61
	Subtotal		020	0919	000	1,333,276,444.37	4,215,128,909.35	359,988,777.18	4,456,376,295.49	23,082,207.93	1,428,935,627.48
Business Systems Modernization, Internal Revenue Service, Treasury Fund Resources: Undisbursed Funds	2020-2022		020	0921	000	-----	180,000,000.00	-----	98,700,283.73	-----	81,299,716.27
	2019-2021					58,495,400.33	-----	-----	45,109,219.33	-----	13,386,181.00
	2018-2020					32,172,422.37	-----	-----	22,396,898.46	-----	9,775,523.91
	2017-2019					22,719,336.47	-----	-----	20,188,116.41	-----	2,531,220.06
	2016-2018					2,595,845.10	-----	-----	187,554.70	-----	2,408,290.40
	2015-2017					3,172,085.03	-----	-----	-1,241.82	-----	3,173,326.85
	2014-2016					2,721,163.02	-----	-----	66,894.41	-----	2,654,268.61
	2013-2015					3,147,622.10	-----	-----	4,959.89	3,142,662.21	-----
	No Year					83,904,726.49	14,999,184.65	91,898,229.23	108,101,166.68	-----	82,700,973.69
	Subtotal		020	0921	000	208,928,600.91	194,999,184.65	91,898,229.23	294,753,851.79	3,142,662.21	197,929,500.79

Footnotes at End of Chapter

Appropriations, Outlays, and Balances - Continued

Appropriation or Fund Account Title	Account Symbol				Balances, Beginning of Fiscal Year	Appropriations and Other Obligational Authority ¹	Transfers Borrowings and Investment (Net) ²	Outlays (Net)	Balances Withdrawn and Other Transactions ³	Balances, End of Fiscal Year
	Period of Availability	ATA	AID	MAIN						
Payment Where Child Tax Credit Exceeds Liability for Tax, Internal Revenue Service, Treasury Fund Resources: Undisbursed Funds	No Year		020	0922	000	27,778,565,834.69	-----	27,778,565,834.69	-----	-----
Payment Where Health Coverage Tax Credit Exceeds Liability for Tax, Internal Revenue Service, Treasury Fund Resources: Undisbursed Funds	No Year		020	0923	000	13,066,594.27	-----	13,066,295.17	299.10	-----
Payment Where Certain Tax Credits Exceeds Liability for Corporate Tax, Internal Revenue Service, Treasury Fund Resources: Undisbursed Funds	No Year		020	0931	000	16,103,636,801.10	-----	16,103,636,801.10	-----	-----
Payment Where American Opportunity Credit Exceeds Liability for Tax - Recovery Act, Internal Revenue Service, Treasury Fund Resources: Undisbursed Funds	No Year		020	0932	000	2,786,640,066.13	-----	2,786,640,066.13	-----	-----
Build America Bond Payments - Recovery Act, Internal Revenue Service, Treasury Fund Resources: Undisbursed Funds	No Year		020	0935	000	2,075,123,679.57	-----	2,075,123,679.57	-----	-----
U.S. Coronavirus Refundable Credits, Internal Revenue Service, Treasury Fund Resources: Undisbursed Funds	No Year		020	0936	000	713,759,245.66	-----	713,759,245.66	-----	-----
Payment to Issuer of Qualified Zone Academy Bonds, Internal Revenue Service, Treasury Fund Resources: Undisbursed Funds	No Year		020	0945	000	33,720,756.57	-----	33,720,756.57	-----	-----
Payment to Issuer of Qualified School Construction Bonds, Internal Revenue Service, Treasury Fund Resources: Undisbursed Funds	No Year		020	0946	000	461,975,438.72	-----	461,975,438.72	-----	-----
Payment to Issuer of New Clean Renewable Energy Bonds, Internal Revenue Service, Treasury Fund Resources: Undisbursed Funds	No Year		020	0947	000	30,989,170.84	-----	30,989,170.84	-----	-----
Payment to Issuer of Qualified Energy Conservation Bonds, Internal Revenue Service, Treasury Fund Resources: Undisbursed Funds	No Year		020	0948	000	27,282,026.52	-----	27,282,026.52	-----	-----
Refundable Premium Assistance Tax Credit, Internal Revenue Service, Treasury Fund Resources: Undisbursed Funds	No Year		020	0949	000	425,965,854.00	167,481,283.91	-7,961,725,651.65	8,555,172,789.56	-----
Transfer To: Centers for Medicare and Medicaid Services, Health and Human Services	No Year	075	020	0949	005	952,727,245.49	60,246,290,119.89	-167,481,283.91	59,421,022,240.72	-----
			020	0949	000	952,727,245.49	60,672,255,973.89	-----	51,459,296,589.07	8,555,172,789.56
Subtotal			020	0949	000	952,727,245.49	60,672,255,973.89	-----	51,459,296,589.07	8,555,172,789.56
										1,610,513,840.75
										1,610,513,840.75

Footnotes at End of Chapter

Appropriations, Outlays, and Balances - Continued

Appropriation or Fund Account Title	Account Symbol				Balances, Beginning of Fiscal Year	Appropriations and Other Obligational Authority ¹	Transfers Borrowings and Investment (Net) ²	Outlays (Net)	Balances Withdrawn and Other Transactions ³	Balances, End of Fiscal Year	
	Period of Availability	ATA	AID	MAIN							SUB
Payment Where Small Business Health Insurance Tax Credit Exceeds Liability for Tax, Internal Revenue Service, Treasury Fund Resources:											
Undisbursed Funds	No Year		020	0951	000	147,749.84	-----	147,749.84	-----	-----	
Transfer To:											
Centers for Medicare and Medicaid Services, Health and Human Services	No Year	075	020	0951	005	1,510,593.00	-----	252,154.00	-----	1,378,800.43	
	Subtotal		020	0951	000	1,510,593.00	-----	399,903.84	-----	1,378,800.43	
Special Fund Accounts											
Internal Revenue Service, Miscellaneous Retained Fees, Treasury Fund Resources:											
Undisbursed Funds	No Year		020	5432	000	588,006,559.52	263,975,460.91	-454,322,750.30	2,046,020.16	-----	395,613,249.97
Informant Payments, Internal Revenue Service, Treasury Fund Resources:											
Undisbursed Funds	No Year		020	5433	000	15,820.51	62,832,352.15	-----	62,847,936.81	-----	235.85
Private Collection Agent Program, Internal Revenue Service, Treasury Fund Resources:											
Undisbursed Funds	No Year		020	5510	000	19,253,948.40	76,225,596.25	-----	60,225,764.50	-----	35,253,780.15
Special Compliance Personnel Program, Internal Revenue Service, Treasury Fund Resources:											
Undisbursed Funds	No Year		020	5622	000	43,251,148.09	76,225,596.25	-----	32,131,730.59	-----	87,345,013.75
Public Enterprise Funds											
Federal Tax Lien Revolving Fund, Internal Revenue Service, Treasury Fund Resources:											
Undisbursed Funds	No Year		020	4413	000	7,552,239.78	-----	-----	-39,866.16	-----	7,592,105.94
Total, Internal Revenue Service						3,917,744,783.07	458,720,391,584.10	28,000.00	448,968,148,977.66	8,602,399,759.91	5,067,615,629.60
Comptroller of the Currency											
Trust Fund Accounts											
Assessment Funds, Office of the Comptroller of the Currency, Treasury Fund Resources:											
Undisbursed Funds	No Year		020	8413	000	6,487,399.84	-----	-15,562,562.50	-16,482,932.18	-----	7,407,769.52
Unrealized Discount on Investments						-17,903,906.25	-----	3,041,562.50	-----	-----	-14,862,343.75
Investments in US Treasury Securities						1,970,844,000.00	-----	12,521,000.00	-----	-----	1,983,365,000.00
	Subtotal		020	8413	000	1,959,427,493.59	-----	-----	-16,482,932.18	-----	1,975,910,425.77
Total, Comptroller of the Currency						1,959,427,493.59	-----	-----	-16,482,932.18	-----	1,975,910,425.77
Interest on the Public Debt											
General Fund Accounts											
Interest on the Public Debt (Indefinite), Bureau of the Fiscal Service, Treasury Fund Resources:											
Undisbursed Funds	No Year		020	0550	000	-----	524,922,668,407.45	-----	522,651,704,561.68	2,270,963,845.77	-----
Special Fund Accounts											

Footnotes at End of Chapter

Appropriations, Outlays, and Balances - Continued

Appropriation or Fund Account Title	Account Symbol				Balances, Beginning of Fiscal Year	Appropriations and Other Obligational Authority ¹	Transfers Borrowings and Investment (Net) ²	Outlays (Net)	Balances Withdrawn and Other Transactions ³	Balances, End of Fiscal Year
	Period of Availability	ATA	AID	MAIN						
Gifts to Reduce Debt Held by the Public, Bureau of the Fiscal Service, Treasury Fund Resources: Undisbursed Funds	No Year		020	5080	000	----- 1,615,198.54	-1,615,198.54	-----	-----	-----
Total, Interest on the Public Debt						----- 524,924,283,605.99	-1,615,198.54	522,651,704,561.68	2,270,963,845.77	-----
Deductions for Offsetting Receipts										
Proprietary Receipts from the Public						----- -62,866,055,007.84	-----	-62,866,055,007.84	-----	-----
Intrabudgetary Receipts Deducted by Agency						----- -4,533,105,420.26	-----	-4,533,105,420.26	-----	-----
Total, Offsetting Receipts						----- -67,399,160,428.10	-----	-67,399,160,428.10	-----	-----
Total, Department of the Treasury						354,719,447,070.20	1,637,689,486,516.82	-9,547,848.46	1,151,723,576,019.16	8,247,928,196.99
Memorandum										
Public Debt Retirement										
General Fund Accounts										
Public Debt Principal (Indefinite), Treasury Fund Resources: Undisbursed Funds	No Year		020	0500	000	----- 117,364,955,347,449.53	-117,421,958,311,681.00	-----	-57,002,964,231.80	-----
Premium/Discount on Buyback of U.S. Treasury Securities, Bureau of the Fiscal Service, Treasury Fund Resources: Undisbursed Funds	No Year		020	0503	000	3,982,258.17	-----	----- -186,140.06	-----	4,168,398.23
Sinking Fund, Treasury ¹² Fund Resources: Undisbursed Funds	No Year		020	0575	000	51,156,812,590.69	680,849,085.47	-----	-----	51,837,661,676.16
Total, Public Debt Retirement						51,160,794,848.86	117,365,636,196,535.00	-117,421,958,311,681.00	-186,140.06	-57,002,964,231.80
Refunds of Receipts										
General Fund Accounts										
Refunding Internal Revenue Collections (Indefinite), Treasury Fund Resources: Undisbursed Funds	No Year		020	0903	000	----- 300,457,043,505.85	-----	300,457,043,505.85	-----	-----
Refund of Moneys Erroneously Received and Covered (Indefinite), Treasury Fund Resources: Undisbursed Funds	No Year		020	1807	000	----- 128,845,806.12	-----	128,845,806.12	-----	-----
Refunds and Drawbacks, United States Customs Service (Indefinite), Treasury Fund Resources: Undisbursed Funds	No Year		070	0505	000	338,994,544.46	7,302,091,277.27	----- 7,085,425,478.30	-----	555,660,343.43
Total, Refunds of Receipts						338,994,544.46	307,887,980,589.24	----- 307,671,314,790.27	-----	555,660,343.43
Financing Accounts										
Public Enterprise Funds										
Community Development Financial Institutions Fund, Direct Loan,										

Footnotes at End of Chapter

Appropriations, Outlays, and Balances - Continued

Appropriation or Fund Account Title	Account Symbol				Balances, Beginning of Fiscal Year	Appropriations and Other Obligational Authority ¹	Transfers Borrowings and Investment (Net) ²	Outlays (Net)	Balances Withdrawn and Other Transactions ³	Balances, End of Fiscal Year	
	Period of Availability	ATA	AID	MAIN							SUB
Financing Account, Treasury Fund Resources:											
Undisbursed Funds	No Year		020	4088	000	1,818,944.57	-----	-4,850,183.06	-3,443,113.70	-----	411,875.21
Authority to Borrow from the Treasury						147,660.00		-2,528,488.15	-----	6,760,918.98	1,520,635.27
Subtotal			020	4088	000	1,966,604.57		-7,378,671.21	-3,443,113.70	6,760,918.98	1,932,510.48
Troubled Asset Relief Program Direct Loan Financing Account, Departmental Offices, Treasury Fund Resources:											
Undisbursed Funds	No Year		020	4277	000	73,222,004.60	-----	-----	73,222,004.00	-----	0.60
Troubled Assets Relief Program Equity Purchase Financing Account, Departmental Offices, Treasury Fund Resources:											
Undisbursed Funds	No Year		020	4278	000	4,610,755.09	-----	-12,332,827.00	-11,299,009.11	-----	3,576,937.20
State HFA Direct Loan Financing, Departmental Offices, Treasury Fund Resources:											
Undisbursed Funds	No Year		020	4298	000	44,533,581.47	-----	-1,352,009,464.47	-1,444,119,203.53	-----	136,643,320.53
Authority to Borrow from the Treasury						-----	17,524,117.00	-17,524,117.00	-----	-----	-----
Subtotal			020	4298	000	44,533,581.47	17,524,117.00	-1,369,533,581.47	-1,444,119,203.53	-----	136,643,320.53
Troubled Asset Relief Program, Housing Programs, Letter of Credit Financing Account, Departmental Offices, Treasury Fund Resources:											
Undisbursed Funds	No Year		020	4329	000	2,444,366.41	-----	-----	958,401.87	-----	1,485,964.54
Small Business Lending Fund Financing Account, Departmental Offices, Treasury Fund Resources:											
Undisbursed Funds	No Year		020	4349	000	100,244,249.52	-----	-106,125,767.52	-7,894,386.52	-----	2,012,868.52
Community Development Financial Institutions Bond Loan Guarantee Program Financing Account, Departmental Offices, Treasury Fund Resources:											
Undisbursed Funds	No Year		020	4366	000	1,798,718.59	-----	^{13,14} 149,063,551.80	149,198,101.47	-----	1,664,168.92
Authority to Borrow from the Treasury						532,591,051.92	119,368,557.56	-187,862,471.19	-----	42,849,929.76	421,247,208.53
Subtotal			020	4366	000	534,389,770.51	119,368,557.56	-38,798,919.39	149,198,101.47	42,849,929.76	422,911,377.45
Economic Stabilization Direct Loan Financing Account, Treasury Fund Resources:											
Undisbursed Funds	No Year		020	4447	000	-----	-----	87,102,395,633.42	87,102,395,633.08	-----	0.34
Authority to Borrow from the Treasury						-----	192,816,346,980.00	-94,985,638,967.42	-----	4,292,473,130.08	93,538,234,882.50
Subtotal			020	4447	000	- 0 -	192,816,346,980.00	-7,883,243,334.00	87,102,395,633.08	4,292,473,130.08	93,538,234,882.84
Total, Financing Accounts						761,411,332.17	192,963,902,036.96	-9,417,413,100.59	85,859,018,427.56	4,342,083,978.82	94,106,797,862.16

Footnotes at End of Chapter

Footnotes

- 1 The amounts in this column, unless otherwise footnoted, represent appropriations, increases and rescissions in borrowing authority or new contract authority. Appropriation accounts with appropriation transfer activity are presented in Table 1 (Appropriations and Appropriation Transfers) at the end of this chapter.
- 2 The amounts in this column, unless otherwise footnoted, represent transfers - other than appropriation transfers, borrowings (gross), investments (net), unrealized discounts or funds held outside the Treasury.
- 3 The amounts in this column, unless otherwise footnoted, represent obligated balances canceled for fiscal year 2015 pursuant to 31 U.S.C. 1553 and adjustments to borrowing and contract authority.
- 4 The opening balance(s) of the following account(s) have been adjusted during the current fiscal year and do not agree with last year's closing balance(s):

<u>Account Symbol: (ATA, AID, POA, MAIN, SUB)</u>	<u>Adjustment</u>
020 X 4444 000 - Undi sbursed Funds	-\$423, 233, 213. 36

- 5 Subject to disposition by the administrative agency.
- 6 Includes \$2,173,227,411.89 which represents net borrowing from the Federal Financing Bank in lieu of issuance of agency debt.
- 7 Includes \$572,571,928.52 which represents net repayment of borrowing from the U.S. Treasury.
- 8 Includes \$1,547,341,000.00 which represents redemption of non-guaranteed Government agency securities.
- 9 Includes \$9,555.53 which represents payment for obligations of a closed account.
- 10 Includes \$24.26 which represents payment for obligations of a closed account.
- 11 Includes \$16,905.97 which represents payment for obligations of a closed account.
- 12 The Account 20 X 0575, Cumulative Sinking Fund, represents an authorization to spend in the event of a Federal budget surplus. It is a permanent appropriation account that was created by Section 6(a) of the Victory Liberty Loan Act of 1919, for the purpose of providing funds for the retirement of public debt. The Sinking Fund was established to retire notes and bonds, issued under the First Liberty Bond Act, which were outstanding on July 1, 1920. The Gold Reserve Act of 1934 extended the application of the Sinking Fund to notes and bonds issued after July 1, 1920.
- 13 Includes \$81,981,740.24 which represents net borrowing from the Federal Financing Bank in lieu of issuance of agency debt.
- 14 Includes \$4,548,023.73 which represents borrowing from the U.S. Treasury.

Appropriations, Outlays, and Balances - Continued

Footnotes

Table 1 - Appropriations and Appropriation Transfers - Department of the Treasury

AID	ATA	Period of Availability	MAIN	Net Appropriations and Appropriation Transfers	Appropriation Amount	Net Appropriation Transfers	AID Involved	ATA Involved	Period of Availability Involved	MAIN Involved	Amount From or To (-)
020		20	0101	204,373,000.00	228,373,000.00	-24,000,000.00	020		2021	0101	-24,000,000.00
020		2021	0101	49,000,000.00	25,000,000.00	24,000,000.00	020		20	0101	24,000,000.00
020		20	0106	38,244,000.00	41,044,000.00	-2,800,000.00	020		2021	0106	-2,800,000.00
020		2021	0106	2,800,000.00	0.00	2,800,000.00	020		20	0106	2,800,000.00
020		20	0126	1,223,300.00	-76,700.00	1,300,000.00	020		X	1802	1,300,000.00
020		20	0173	91,665,000.00	126,000,000.00	-34,335,000.00	020		2022	0173	-34,335,000.00
020		2022	0173	34,335,000.00	0.00	34,335,000.00	020		20	0173	34,335,000.00
020		20	0520	332,280,000.00	340,280,000.00	-8,000,000.00	020		2022	0520	-8,000,000.00
020		2022	0520	8,000,000.00	0.00	8,000,000.00	020		20	0520	8,000,000.00
020		20	0912	2,510,554,000.00	2,511,554,000.00	-1,000,000.00	020		2021	0912	-25,000,000.00
							020		20	0913	24,000,000.00
020		2021	0912	381,252,505.00	352,900,000.00	28,352,505.00	020		20	0912	25,000,000.00
							020		2021	0919	3,352,505.00
020		2022	0912	0.00	15,000,000.00	-15,000,000.00	020		2022	0919	-15,000,000.00
020		20	0913	4,659,500,000.00	5,010,000,000.00	-350,500,000.00	020		20	0912	-24,000,000.00
							020		2021	0913	-250,000,000.00
							020		20	0919	-76,500,000.00
020		2021	0913	332,981,612.00	79,200,000.00	253,781,612.00	011		2021	1070	138,228.00
							020		20	0913	250,000,000.00
							020		2021	0919	3,643,384.00
020	X	0919	0919	23,524,798.35	0.00	23,524,798.35	020		20	0919	20,000,000.00
							020		X	5432	3,524,798.35
020		20	0919	3,614,000,000.00	3,808,500,000.00	-194,500,000.00	020		20	0913	76,500,000.00
							020		X	0919	-20,000,000.00
							020		2021	0919	-250,000,000.00
							020		2022	0919	-1,000,000.00
020		2021	0919	561,604,111.00	318,600,000.00	243,004,111.00	020		2021	0912	-3,352,505.00
							020		2021	0913	-3,643,384.00
							020		20	0919	250,000,000.00
020		2022	0919	16,000,000.00	0.00	16,000,000.00	020		2022	0912	15,000,000.00
							020		20	0919	1,000,000.00
020		X	0921	14,999,184.65	0.00	14,999,184.65	020		X	5432	14,999,184.65
020		X	0949	425,965,854.00	60,672,255,973.89	-60,246,290,119.89	020	075	X	0949	-60,246,290,119.89

Footnotes

Table 1 - Appropriations and Appropriation Transfers - Department of the Treasury

AID	ATA	Period of Availability	MAIN	Net Appropriations and Appropriation Transfers	Appropriation Amount	Net Appropriation Transfers	AID Involved	ATA Involved	Period of Availability Involved	MAIN Involved	Amount From or To (-)
020		X	0951	147,749.84	268,111.27	-120,361.43	020	075	X	0951	-120,361.43
020		X	1802	842,067,031.40	843,367,031.40	-1,300,000.00	020		20	0126	-1,300,000.00
020		20	1804	159,712,000.00	169,712,000.00	-10,000,000.00	020		2021	1804	-10,000,000.00
020		2021	1804	10,000,000.00	0.00	10,000,000.00	020		20	1804	10,000,000.00
020		20	1881	28,500,000.00	262,000,000.00	-233,500,000.00	020		2021	1881	-233,500,000.00
020		2021	1881	234,156,289.00	656,289.00	233,500,000.00	020		20	1881	233,500,000.00
020		2026	1889	499,975,000,000.00	500,000,000,000.00	-25,000,000.00	020		X	1893	-25,000,000.00
020		X	1893	25,000,000.00	0.00	25,000,000.00	020		2026	1889	25,000,000.00
020		X	5432	-18,523,983.00	0.00	-18,523,983.00	020		X	0919	-3,524,798.35
020	075	X	0949	60,246,290,119.89	0.00	60,246,290,119.89	020		X	0921	-14,999,184.65
020	075	X	0951	120,361.43	0.00	120,361.43	020		X	0949	60,246,290,119.89
020							020		X	0951	120,361.43
Total				574,804,771,933.56	574,804,633,705.56	138,228.00					138,228.00

This Page Left Blank Intentionally

Appropriations, Outlays, and Balances - Continued

Appropriation or Fund Account Title	Account Symbol				Balances, Beginning of Fiscal Year	Appropriations and Other Obligational Authority ¹	Transfers Borrowings and Investment (Net) ²	Outlays (Net)	Balances Withdrawn and Other Transactions ³	Balances, End of Fiscal Year	
	Period of Availability	ATA	AID	MAIN							SUB
Department of Veterans Affairs Veterans Health Administration General Fund Accounts											
Medical Community Care, Veterans Health Administration, Veterans Affairs Fund Resources:											
Undisbursed Funds	2020-2022		036	0140	000	-----	30,000,000.00	-----	-----	-----	30,000,000.00
	2019-2022					503,510,925.76	-----	408,119,500.84	-----	-----	95,391,424.92
	2020-2021					-----	4,100,000,000.00	-----	3,609,336,197.28	-----	490,663,802.72
	2018-2021					25,485,187.02	-----	17,535,569.38	-----	-----	7,949,617.64
	2020					-----	13,252,148,000.00	-----	13,242,803,479.02	-----	9,344,520.98
	2017-2020					27,158,965.59	-----	27,034,508.01	-----	-----	124,457.58
	2019					644,470.98	-----	601,179.71	-----	-----	43,291.27
	2018					152,879,588.95	-----	141,077,115.59	-----	-----	11,802,473.36
	2017					55,445,765.94	-----	25,401,969.63	-----	-----	30,043,796.31
	No Year					52,343,765.97	569,138,964.74	-----	612,260,291.03	-----	9,222,439.68
	Subtotal		036	0140	000	817,468,670.21	17,951,286,964.74	-----	18,084,169,810.49	-----	684,585,824.46
Medical Support and Compliance, Veterans Health Administration, Veterans Affairs Fund Resources:											
Undisbursed Funds	2020-2021		036	0152	000	-----	350,000,000.00	-----	39,885,399.40	-----	310,114,600.60
	2020					-----	7,583,532,000.00	-----	6,498,248,770.12	-----	1,085,283,229.88
	2019-2020					22,768,911.74	-10,000,000.00	-----	12,374,747.43	-----	394,164.31
	2019					1,109,391,583.55	-----	-----	929,878,357.89	-----	179,513,225.66
	2018-2019					1,609,267.01	-----	-----	-----	-----	1,609,267.01
	2018					149,475,989.36	-----	-----	65,838,233.95	-----	83,637,755.41
	2017-2018					105,746.91	-----	-----	-14,650.00	-----	120,396.91
	2017					120,841,790.78	-----	-----	8,198,044.14	-----	112,643,746.64
	2016-2017					45,182.12	-----	-----	-----	-----	45,182.12
	2016					67,383,277.00	-----	-----	873,885.53	-----	66,509,391.47
	2015-2016					175,476.32	-----	-----	-----	-----	175,476.32
	2015					56,735,764.47	-----	-----	85,237.41	56,650,527.06	-----
	2014-2015					18,695.74	-----	-----	-----	18,695.74	-----
	No Year					14,650,385.37	-----	-----	1,383,958.94	-----	13,266,426.43
	Subtotal		036	0152	000	1,543,202,070.37	7,923,532,000.00	-----	7,556,751,984.81	56,669,222.80	1,853,312,862.76
Medical Services, Veterans Health Administration, Veterans Affairs Fund Resources:											
Undisbursed Funds	2020-2022		036	0160	000	-----	30,000,000.00	-----	20,940,100.12	-----	9,059,899.88
	2020-2021					-----	15,782,000,000.00	-----	3,342,117,122.85	-----	12,439,882,877.15
	2020					-----	49,310,856,000.00	-----	44,002,968,010.29	-----	5,307,887,989.71
	2019-2020					⁴ 1,158,605,408.63	-350,000,000.00	-----	801,212,922.04	-----	7,392,486.59
	2019					⁴ 4,633,995,379.66	-----	-----	4,142,853,512.21	-----	491,141,867.45
	2018-2019					8,534,327.35	-----	-----	1,241,745.24	-----	7,292,582.11
	2018					914,032,662.05	-----	-----	273,334,548.52	-----	640,698,113.53

Footnotes at End of Chapter

Appropriations, Outlays, and Balances - Continued

Appropriation or Fund Account Title	Account Symbol				Balances, Beginning of Fiscal Year	Appropriations and Other Obligational Authority ¹	Transfers Borrowings and Investment (Net) ²	Outlays (Net)	Balances Withdrawn and Other Transactions ³	Balances, End of Fiscal Year
	Period of Availability	ATA	AID	MAIN						
	2017-2018				18,114,823.73	-----	-----	1,418,188.51	-----	16,696,635.22
	2017				903,237,420.89	-----	-----	83,677,110.93	-----	819,560,309.96
	2016-2017				849,482.94	-----	-----	1,794.49	-----	847,688.45
	2016				787,174,459.57	-----	-----	70,971,250.78	-----	716,203,208.79
	2015-2016				95,484.65	-----	-----	66.38	-----	95,418.27
	2015				579,461,252.30	-----	-----	50,413,023.87	529,048,228.43	-----
	2014-2015				1,072,591.32	-----	-----	324,801.69	747,789.63	-----
	No Year				1,285,966,445.52	2,846,296,639.93	277.00	2,539,236,050.33	-----	1,593,027,312.12
Funds Held Outside the Treasury					1,199,637.00	-----	-277.00	-----	-----	1,199,360.00
	Subtotal		036	0160	000	10,292,339,375.61	67,619,152,639.93	55,330,710,248.25	529,796,018.06	22,050,985,749.23
Medical and Prosthetic Research, Veterans Health Administration, Veterans Affairs Fund Resources:										
Undisbursed Funds	2019-2023		036	0161	000	25,000,000.00	-----	2,000,000.00	-----	23,000,000.00
	2020-2021				-----	800,000,000.00	-----	387,628,970.30	-----	412,371,029.70
	2019-2020				416,048,109.54	-50,000,000.00	-----	317,742,830.56	-----	48,305,278.98
	2018-2019				75,064,385.18	-----	-----	61,253,135.72	-----	13,811,249.46
	2017-2018				18,714,826.44	-----	-----	8,079,959.55	-----	10,634,866.89
	2016-2017				8,541,631.43	-----	-----	84,620.58	-----	8,457,010.85
	2015-2016				5,613,771.47	-----	-----	-101,766.96	-----	5,715,538.43
	2014-2015				6,906,406.16	-----	-----	-6,259.26	6,912,665.42	-----
	No Year				5,282,674.07	-----	-----	304,788.78	-----	4,977,885.29
	Subtotal		036	0161	000	561,171,804.29	750,000,000.00	776,986,279.27	6,912,665.42	527,272,859.60
Expenses, Medical Facilities, Veterans Health Administration, Veterans Affairs Fund Resources:										
Undisbursed Funds	2019-2023		036	0162	000	2,956,069.19	-----	936,215.61	-----	2,019,853.58
	2018-2022				63,690,002.24	-----	-----	1,139,283.43	-----	62,550,718.81
	2020-2021				-----	856,000,000.00	-----	278,136,926.18	-----	577,863,073.82
	2020				-----	5,852,635,000.00	-----	3,860,285,563.85	-----	1,992,349,436.15
	2019-2020				167,212,874.53	-----	-----	62,917,129.18	-----	104,295,745.35
	2019				2,102,949,748.33	-----	-----	1,221,231,184.25	-----	881,718,564.08
	2018-2019				356,004,174.15	-----	-----	218,101,461.12	-----	137,902,713.03
	2018				659,711,260.47	-----	-----	290,199,030.45	-----	369,512,230.02
	2017-2018				5,157,890.92	-----	-----	1,752,505.06	-----	3,405,385.86
	2017				230,434,250.81	-----	-----	118,413,828.48	-----	112,020,422.33
	2016-2017				1,508,921.76	-----	-----	442,797.64	-----	1,066,124.12
	2016				101,730,764.65	-----	-----	40,531,386.59	-----	61,199,378.06
	2015-2016				751,694.33	-----	-----	33,841.21	-----	717,853.12
	2015				142,608,499.08	-----	-----	26,122,551.51	116,485,947.57	-----
	2014-2015				58,172.47	-----	-----	2,291.67	55,880.80	-----
	No Year				1,842,303,668.41	-----	-----	323,884,786.24	-----	1,518,418,882.17

Footnotes at End of Chapter

Appropriations, Outlays, and Balances - Continued

Appropriation or Fund Account Title	Account Symbol				Balances, Beginning of Fiscal Year	Appropriations and Other Obligational Authority ¹	Transfers Borrowings and Investment (Net) ²	Outlays (Net)	Balances Withdrawn and Other Transactions ³	Balances, End of Fiscal Year	
	Period of Availability	ATA	AID	MAIN SUB							
	Subtotal		036	0162	000	5,677,077,991.34	6,708,635,000.00	-----	6,444,130,782.47	116,541,828.37	5,825,040,380.50
DOD-VA Health Care Sharing Incentive Fund, Veterans Affairs Fund Resources:											
Undisbursed Funds	No Year		036	0165	000	47,676,873.24	-949,000.00	-----	10,267,958.63	-----	36,459,914.61
Transfer To:											
Defense	No Year	097	036	0165	000	54,642,873.89	15,000,000.00	-----	4,750,369.81	-----	64,892,504.08
	Subtotal		036	0165	000	102,319,747.13	14,051,000.00	-----	15,018,328.44	-----	101,352,418.69
Joint Department of Defense - Department of Veterans Affairs Medical Facility Demonstration Fund, Veterans Affairs Fund Resources:											
Undisbursed Funds	2020-2021		036	0169	000	-----	8,828,180.00	-----	8,686,180.00	-----	142,000.00
	2020					-----	432,580,820.00	-----	390,104,060.97	-----	42,476,759.03
	2019-2020					-140,000.00	-----	-----	-140,000.00	-----	-----
	2019					51,449,521.36	-----	-----	45,308,436.76	-----	6,141,084.60
	2018-2019					1.00	-----	-----	-----	-----	1.00
	2018					16,677,236.98	-----	-----	7,206,553.37	-----	9,470,683.61
	2017					13,213,365.89	-----	-----	345,282.34	-----	12,868,083.55
	2016-2017					500,000.00	-----	-----	-----	-----	500,000.00
	2016					14,763,124.84	-----	-----	850,837.28	-----	13,912,287.56
	2015-2016					1,008,494.85	-----	-----	-----	-----	1,008,494.85
	2015					5,420,591.34	-----	-----	62,914.43	5,357,676.91	-----
	2014-2015					5,455,033.30	-----	-----	12,578.12	5,442,455.18	-----
	No Year					10,699,419.93	13,680,836.54	-----	17,389,678.09	-----	6,990,578.38
	Subtotal		036	0169	000	119,046,789.49	455,089,836.54	-----	469,826,521.36	10,800,132.09	93,509,972.58
Veterans Choice Fund, Veterans Health Administration, Veterans Affairs Fund Resources:											
Undisbursed Funds	No Year		036	0172	000	2,918,405,661.26	-615,000,000.00	-----	2,098,528,657.04	-----	204,877,004.22
Special Fund Accounts											
Medical Care Collections Fund, Veterans Affairs Fund Resources:											
Undisbursed Funds	No Year		036	5287	000	338,814,877.62	-119,937,604.88	-----	-----	-----	218,877,272.74
Public Enterprise Funds											
Canteen Service Revolving Fund, Veterans Affairs Fund Resources:											
Undisbursed Funds	No Year		036	4014	000	31,962,905.60	-----	-----	16,215,438.08	-----	15,747,467.52
Trust Fund Accounts											
General Post Fund, National Homes, Veterans Affairs Fund Resources:											
Undisbursed Funds	No Year		036	8180	000	2,117,734.53	19,480,659.23	6,929,099.06	16,096,086.07	-----	12,431,406.75
Unrealized Discount on Investments						-216,757.11	-----	119,765.48	-----	-----	-96,991.63
Investments in US Treasury Securities						119,214,859.23	-----	-7,048,864.54	-----	-----	112,165,994.69
	Subtotal		036	8180	000	121,115,836.65	19,480,659.23	-----	16,096,086.07	-----	124,500,409.81
Total, Veterans Health Administration						22,522,925,729.57	100,706,290,495.56	-----	90,808,434,136.28	720,719,866.74	31,700,062,222.11

Footnotes at End of Chapter

Appropriations, Outlays, and Balances - Continued

Appropriation or Fund Account Title	Account Symbol				Balances, Beginning of Fiscal Year	Appropriations and Other Obligational Authority ¹	Transfers Borrowings and Investment (Net) ²	Outlays (Net)	Balances Withdrawn and Other Transactions ³	Balances, End of Fiscal Year
	Period of Availability	ATA	AID	MAIN						
Benefits Programs										
General Fund Accounts										
Compensation and Pensions, Veterans Benefits Administration, Veterans Affairs Fund Resources:										
Undisbursed Funds	2020		036	0102	000	----- 110,457,083,000.00	-----	100,881,590,597.33	-----	9,575,492,402.67
	No Year					9,856,800,767.34	-----	9,242,058,904.17	-----	614,741,863.17
	Subtotal		036	0102	000	9,856,800,767.34	-----	110,123,649,501.50	-----	10,190,234,265.84
Veterans Insurance and Indemnities, Veterans Benefits Administration, Veterans Affairs Fund Resources:										
Undisbursed Funds	No Year		036	0120	000	6,042,905.10	-----	125,539,847.23	-----	9,463,057.87
Readjustment Benefits, Veterans Benefits Administration, Veterans Affairs Fund Resources:										
Undisbursed Funds	No Year		036	0137	000	4,092,063,920.27	-----	12,923,645,412.91	-----	5,233,700,507.36
Vocational Rehabilitation Loans Program Account, Veterans Benefits Administration, Veterans Affairs Fund Resources:										
Undisbursed Funds	2020		036	1114	000	----- 425,239.60	-----	425,239.60	-----	-----
Veterans Housing Benefit Program Fund, Veterans Benefits Administration, Veterans Affairs Fund Resources:										
Undisbursed Funds	2020		036	1119	000	----- 204,909,605.53	-----	161,040,386.59	-----	43,869,218.94
	2019					26,650,879.98	-----	10,939,319.24	-----	15,711,560.74
	2018					29,520,122.20	-----	-----	-----	29,520,122.20
	2017					11,253,751.24	-----	-----	-----	11,253,751.24
	2016					2,973,906.58	-----	-----	-----	2,973,906.58
	2015					1,290,236.90	-----	-----	1,290,236.90	-----
	No Year					----- 70,747,087.85	-----	70,747,087.85	-----	-----
	Subtotal		036	1119	000	71,688,896.90	-----	242,726,793.68	-----	103,328,559.70
Native American Veteran Housing Loan Program Account, Veterans Benefits Administration, Veterans Affairs Fund Resources:										
Undisbursed Funds	2020		036	1120	000	----- 1,186,000.00	-----	1,178,980.61	-----	7,019.39
	2018					10,566.49	-----	-----	-----	10,566.49
	2016					10,000.00	-----	-----	-----	10,000.00
	No Year					2,255,984.11	-----	1,148,962.60	-----	2,255,984.11
	Subtotal		036	1120	000	2,276,550.60	-----	2,327,943.21	-----	2,283,569.99
Filipino Veterans Equity Compensation Fund, Benefits Programs, Veterans Affairs Fund Resources:										
Undisbursed Funds	No Year		036	1121	000	55,626,755.00	-----	-5,960.00	-----	55,632,715.00
Public Enterprise Funds										

Footnotes at End of Chapter

Appropriations, Outlays, and Balances - Continued

Appropriation or Fund Account Title	Account Symbol				Balances, Beginning of Fiscal Year	Appropriations and Other Obligational Authority ¹	Transfers Borrowings and Investment (Net) ²	Outlays (Net)	Balances Withdrawn and Other Transactions ³	Balances, End of Fiscal Year	
	Period of Availability	ATA	AID	MAIN							SUB
Servicemen's Group Life Insurance Fund, Veterans Affairs Fund Resources:											
Undisbursed Funds	No Year		036	4009	000	7,995.51	-----	-961,190,000.00	-961,191,576.00	-----	9,571.51
Investments in US Treasury Securities						300,693,000.00	-----	961,190,000.00	-----	-----	1,261,883,000.00
Subtotal			036	4009	000	300,700,995.51	-----	-----	-961,191,576.00	-----	1,261,892,571.51
Veterans Reopened Insurance Fund, Veterans Affairs Fund Resources:											
Undisbursed Funds	No Year		036	4010	000	433,330.81	-----	18,009,000.00	18,146,751.50	-----	295,579.31
Investments in US Treasury Securities						83,588,000.00	-----	-18,009,000.00	-----	-----	65,579,000.00
Subtotal			036	4010	000	84,021,330.81	-----	-----	18,146,751.50	-----	65,874,579.31
Service-Disabled Veterans Insurance Fund, Veterans Affairs Fund Resources:											
Undisbursed Funds	No Year		036	4012	000	55,236,361.85	-----	-----	-26,601,808.18	-----	81,838,170.03
Veterans Housing Benefit Program Fund Liquidating Account, Veterans Affairs Fund Resources:											
Undisbursed Funds	No Year		036	4025	000	1,772,991.33	-----	-----	-8,028,145.34	⁵ 7,986,579.67	1,814,557.00
Trust Fund Accounts											
National Service Life Insurance Fund, Veterans Affairs Fund Resources:											
Undisbursed Funds	No Year		036	8132	000	10,062,153.28	111,599,495.86	509,902,000.00	625,193,826.89	-----	6,369,822.25
Investments in US Treasury Securities						2,456,089,000.00	-----	-509,902,000.00	-----	-----	1,946,187,000.00
Subtotal			036	8132	000	2,466,151,153.28	111,599,495.86	-----	625,193,826.89	-----	1,952,556,822.25
Post-Vietnam Era, Veterans Education Account, Veterans Affairs Fund Resources:											
Undisbursed Funds	No Year		036	8133	000	62,955,975.21	-----	-----	70,401.66	-----	62,885,573.55
United States Government Life Insurance Fund, Veterans Affairs Fund Resources:											
Undisbursed Funds	No Year		036	8150	000	168,944.85	41,972.23	164,000.00	206,273.61	-----	168,643.47
Investments in US Treasury Securities						1,802,000.00	-----	-164,000.00	-----	-----	1,638,000.00
Subtotal			036	8150	000	1,970,944.85	41,972.23	-----	206,273.61	-----	1,806,643.47
Veterans Special Life Insurance Fund, Trust Revolving Fund, Veterans Affairs Fund Resources:											
Undisbursed Funds	No Year		036	8455	000	3,088,349.91	-----	135,269,000.00	136,372,901.03	-----	1,984,448.88
Investments in US Treasury Securities						1,357,224,000.00	-----	-135,269,000.00	-----	-----	1,221,955,000.00
Subtotal			036	8455	000	1,360,312,349.91	-----	-----	136,372,901.03	-----	1,223,939,448.88
Total, Benefits Programs						18,417,621,897.96	125,041,383,363.67	-----	123,202,477,403.30	9,276,816.57	20,247,251,041.76
Departmental Administration											
General Fund Accounts											
Construction, Major Projects, Departmental Administration, Veterans Affairs Fund Resources:											
Undisbursed Funds	2020-2024		036	0110	000	-----	1,036,600,000.00	-----	453,625,492.60	-----	582,974,507.40
	2018-2024					36,578,610.97	-----	-----	-87,943,708.29	-----	124,522,319.26

Footnotes at End of Chapter

Appropriations, Outlays, and Balances - Continued

Appropriation or Fund Account Title	Account Symbol				Balances, Beginning of Fiscal Year	Appropriations and Other Obligational Authority ¹	Transfers Borrowings and Investment (Net) ²	Outlays (Net)	Balances Withdrawn and Other Transactions ³	Balances, End of Fiscal Year
	Period of Availability	ATA	AID	MAIN						
	2019-2023				433,779,841.78	-----	-----	62,587,953.81	-----	371,191,887.97
	2018-2023				1,890,201.79	-----	-----	236,934.20	-----	1,653,267.59
	2018-2022				293,261,617.33	-----	-----	83,150,258.23	-----	210,111,359.10
	2017-2022				4,890,996.49	-----	-----	3,514,601.45	-----	1,376,395.04
	2017-2021				197,013,516.10	-----	-----	51,153,626.41	-----	145,859,889.69
	2016-2020				251,031,997.41	32,115,000.00	-----	190,027,587.86	-----	93,119,409.55
	2015-2019				15,158,485.55	-----	-----	8,871,729.07	-----	6,286,756.48
	2014-2018				8,029,507.45	-----	-----	3,360,033.99	-----	4,669,473.46
	2013-2017				26,547,702.97	-----	-----	13,560,246.49	-----	12,987,456.48
	2015-2016				12,105.63	-----	-----	-----	-----	12,105.63
	No Year				2,290,426,878.83	201,485,000.00	-----	549,132,040.05	-----	1,942,779,838.78
	Subtotal		036	0110	000	3,558,621,462.30	1,270,200,000.00	1,331,276,795.87	-----	3,497,544,666.43
Construction, Minor Projects, Departmental Administration, Veterans Affairs										
Fund Resources:										
Undisbursed Funds	2020-2024		036	0111	000	-----	398,800,000.00	-----	3,991,705.56	394,808,294.44
	2019-2023					637,181,697.75	-----	157,806,304.90	-----	479,375,392.85
	2018-2022					278,708,786.69	-----	99,703,843.10	-----	179,004,943.59
	2017-2021					148,138,993.30	-----	62,600,549.54	-----	85,538,443.76
	2016-2020					131,931,936.00	-----	49,276,548.49	-----	82,655,387.51
	2015-2019					77,308,454.78	-----	37,577,942.35	-----	39,730,512.43
	2014-2018					45,538,596.60	-----	17,550,171.62	-----	27,988,424.98
	2013-2017					15,651,579.10	-----	4,951,041.07	-----	10,700,538.03
	No Year					740,041,536.90	-----	161,605,297.46	-----	578,436,239.44
	Subtotal		036	0111	000	2,074,501,581.12	398,800,000.00	595,063,404.09	-----	1,878,238,177.03
National Cemetery Administration, Veterans Health Administration, Veterans Affairs										
Fund Resources:										
Undisbursed Funds	2020		036	0129	000	-----	329,000,000.00	-----	263,405,010.32	65,594,989.68
	2019-2020					2,000,000.00	-1,000,000.00	5,600,000.00	-----	-----
	2019					57,932,079.04	-5,600,000.00	44,737,382.15	-----	7,594,696.89
	2018-2019					193.49	-----	-----	-----	193.49
	2018					7,069,661.90	-----	3,474,761.38	-----	3,594,900.52
	2017					1,363,262.49	-----	7,354.91	-----	1,355,907.58
	2016					6,250,079.77	-----	2,225,524.17	-----	4,024,555.60
	2015					2,080,382.56	-----	387,019.31	1,693,363.25	-----
	No Year					43,447.85	-----	1,314.19	-----	42,133.66
	Subtotal		036	0129	000	76,739,107.10	328,000,000.00	320,838,366.43	1,693,363.25	82,207,377.42
General Administration, Departmental Administration, Veterans Affairs										
Fund Resources:										
Undisbursed Funds	2020-2021		036	0142	000	-----	6,000,000.00	-----	780,220.82	5,219,779.18
	2020					-----	355,911,000.00	-----	161,612,782.26	194,298,217.74
	2019-2020					5,000,000.00	-----	5,271,000.00	-----	101,863.89
	2019					152,747,901.91	-----	-5,271,000.00	-----	21,725,036.39

Footnotes at End of Chapter

Appropriations, Outlays, and Balances - Continued

Appropriation or Fund Account Title	Account Symbol				Balances, Beginning of Fiscal Year	Appropriations and Other Obligational Authority ¹	Transfers Borrowings and Investment (Net) ²	Outlays (Net)	Balances Withdrawn and Other Transactions ³	Balances, End of Fiscal Year	
	Period of Availability	ATA	AID	MAIN							SUB
	2018-2019				693,305.51	-----	-----	608,678.53	-----	84,626.98	
	2018				32,417,667.23	-----	-----	7,449,520.72	-----	24,968,146.51	
	2017-2018				1,815.11	-----	-----	-----	-----	1,815.11	
	2017				9,146,629.16	-----	-----	-1,420,689.11	-----	10,567,318.27	
	2016				22,175,555.30	-----	-----	-545,020.75	-----	22,720,576.05	
	2015-2016				2,363.06	-----	-----	-----	-----	2,363.06	
	2015				10,599,381.57	-----	-----	200,265.81	10,399,115.76	-----	
	2014-2015				771.43	-----	-----	-----	771.43	-----	
	No Year				875,385.18	-----	-----	-300,888.89	-----	1,176,274.07	
	Subtotal		036	0142	000	233,660,775.46	361,911,000.00	-----	304,305,871.02	10,399,887.19	280,866,017.25
General Operating Expenses, Veterans Benefits Administration, Veterans Affairs											
Fund Resources:											
Undisbursed Funds											
	2020-2021		036	0151	000	-----	24,000,000.00	-----	9,493,525.28	-----	14,506,474.72
	2020					-----	3,114,000,000.00	-----	1,646,085,554.22	-----	1,467,914,445.78
	2019-2020					-----	-----	76,500,000.00	-----	-----	
	2019					783,601,564.03	-----	-76,500,000.00	630,314,215.03	-----	76,787,349.00
	2018					77,376,123.45	-----	-----	30,670,603.06	-----	46,705,520.39
	2017					130,948,263.66	-----	-----	35,744,220.24	-----	95,204,043.42
	2016					47,816,941.73	-----	-----	2,577,919.23	-----	45,239,022.50
	2015					⁴ 22,831,885.79	-----	-----	74,359.49	22,757,526.30	-----
	No Year					309,925.61	-258,195.11	-----	-57.00	-----	51,787.50
	Subtotal		036	0151	000	1,062,884,704.27	3,137,741,804.89	-----	2,431,460,339.55	22,757,526.30	1,746,408,643.31
Information Technology Systems, Departmental Administration, Veterans Affairs											
Fund Resources:											
Undisbursed Funds											
	2020-2021		036	0167	000	-----	2,750,886,990.00	-----	769,122,235.55	-----	1,981,764,754.45
	2020					-----	3,762,948,010.00	-----	2,583,263,157.78	-----	1,179,684,852.22
	2019-2020					338,891,310.87	-----	-----	309,952,325.05	-----	28,938,985.82
	2019					1,158,138,339.25	-----	-----	1,084,197,325.72	-----	73,941,013.53
	2018-2019					130,317,929.60	-----	-----	113,532,352.96	-----	16,785,576.64
	2018					127,442,158.94	-----	-----	68,625,276.54	-----	58,816,882.40
	2017-2018					20,367,471.05	-----	-----	4,117,128.31	-----	16,250,342.74
	2017					53,317,776.39	-----	-----	4,997,377.26	-----	48,320,399.13
	2016-2017					25,855,331.80	-----	-----	-127,296.88	-----	25,982,628.68
	2016					58,977,927.10	-----	-----	3,540,679.43	-----	55,437,247.67
	2015-2016					⁴ 43,030,672.03	-----	-----	-160,583.71	-----	43,191,255.74
	2015					⁴ 105,053,081.58	-----	-----	20,138.06	105,032,943.52	-----
	2014-2015					13,726,920.85	-----	-----	610.21	13,726,310.64	-----
	No Year					28,587,992.02	-----	-----	22,702,568.54	-----	5,885,423.48
	Subtotal		036	0167	000	2,103,706,911.48	6,513,835,000.00	-----	4,963,783,294.82	118,759,254.16	3,534,999,362.50

Footnotes at End of Chapter

Appropriations, Outlays, and Balances - Continued

Appropriation or Fund Account Title	Account Symbol				Balances, Beginning of Fiscal Year	Appropriations and Other Obligational Authority ¹	Transfers Borrowings and Investment (Net) ²	Outlays (Net)	Balances Withdrawn and Other Transactions ³	Balances, End of Fiscal Year
	Period of Availability	ATA	AID	MAIN						
Office of Inspector General, Departmental Administration, Veterans Affairs Fund Resources: Undisbursed Funds	2020-2022		036	0170	000	----- 12,500,000.00	----- -----	6,444,087.59	----- -----	6,055,912.41
	2020					----- 210,000,000.00	----- -----	180,135,402.60	----- -----	29,864,597.40
	2019-2020					8,100,000.00	----- 1,500,000.00	7,854,920.07	----- -----	1,745,079.93
	2019					19,180,306.79	----- -1,500,000.00	15,670,323.08	----- -----	2,009,983.71
	2018-2019					593,317.46	----- -----	568,639.12	----- -----	24,678.34
	2018					1,102,640.17	----- -----	551,320.87	----- -----	551,319.30
	2017-2018					2,583,357.23	----- -----	1,633,570.40	----- -----	949,786.83
	2017					1,927,291.57	----- -----	-557.97	----- -----	1,927,849.54
	2016-2017					1,040,546.55	----- -----	----- -----	----- -----	1,040,546.55
	2016					2,710,432.52	----- -----	464.02	----- -----	2,709,968.50
	2015-2016					405,503.45	----- -----	----- -----	----- -----	405,503.45
	2015					1,618,507.15	----- -----	-66.25	1,618,573.40	----- -----
	2014-2015					780,634.44	----- -----	----- -----	780,634.44	----- -----
	No Year					810.47	----- -----	----- -----	----- -----	810.47
	Subtotal		036	0170	000	40,043,347.80	222,500,000.00	----- 212,858,103.53	2,399,207.84	47,286,036.43
Grants for Construction of State Extended Care Facilities, Departmental Administration, Veterans Affairs Fund Resources: Undisbursed Funds	2020-2021		036	0181	000	----- 150,000,000.00	----- -----	----- -----	----- -----	150,000,000.00
	No Year					926,519,805.53	90,000,000.00	----- 213,685,653.98	----- -----	802,834,151.55
	Subtotal		036	0181	000	926,519,805.53	240,000,000.00	----- 213,685,653.98	----- -----	952,834,151.55
Grants for the Construction of State Veterans Cemeteries, Departmental Administration, Veterans Affairs Fund Resources: Undisbursed Funds	No Year		036	0183	000	95,639,674.88	45,000,000.00	----- 43,964,728.82	----- -----	96,674,946.06
Board of Veterans Appeals, Departmental Administration, Veterans Affairs Fund Resources: Undisbursed Funds	2020		036	1122	000	----- 182,000,000.00	----- -----	165,599,375.27	----- -----	16,400,624.73
	2019-2020					16,474,800.00	-8,000,000.00	1,000,000.00	9,474,800.00	----- -----
	2019					10,037,566.04	----- -1,000,000.00	8,481,504.75	----- -----	556,061.29
	2018					3,638,353.38	----- -----	642,678.95	----- -----	2,995,674.43
	2017					5,575,969.46	----- -----	842,886.38	----- -----	4,733,083.08
	2016					2,394,246.72	----- -----	-4,331.78	----- -----	2,398,578.50
	2015-2016					221.22	----- -----	----- -----	----- -----	221.22
	2015					973,625.87	----- -----	70,507.52	903,118.35	----- -----
	Subtotal		036	1122	000	39,094,782.69	174,000,000.00	----- 185,107,421.09	903,118.35	27,084,243.25
Veterans Electronic Health Record, Departmental Administration, Veterans Affairs Fund Resources: Undisbursed Funds	2020-2022		036	1123	000	----- 1,500,000,000.00	----- -----	254,615,292.37	----- -----	1,245,384,707.63
	2019-2021					995,012,957.24	-63,100,610.00	----- 566,031,702.53	----- -----	365,880,644.71
	2018-2020					242,784,540.57	-6,899,390.00	----- 170,401,553.73	----- -----	65,483,596.84

Footnotes at End of Chapter

Appropriations, Outlays, and Balances - Continued

Appropriation or Fund Account Title	Account Symbol				Balances, Beginning of Fiscal Year	Appropriations and Other Obligational Authority ¹	Transfers Borrowings and Investment (Net) ²	Outlays (Net)	Balances Withdrawn and Other Transactions ³	Balances, End of Fiscal Year
	Period of Availability	ATA	AID	MAIN						
Subtotal		036	1123	000	1,237,797,497.81	1,430,000,000.00	-----	991,048,548.63	-----	1,676,748,949.18
Special Fund Accounts										
National Cemetery Administration Facilities Operation Fund, Veterans Affairs										
Fund Resources:										
Undisbursed Funds	No Year	036	5392	000	666,927.82	360,341.69	-----	-----	-----	1,027,269.51
Public Enterprise Funds										
Pershing Hall Revolving Fund, Veterans Affairs										
Fund Resources:										
Undisbursed Funds	No Year	036	4018	000	2,864,276.90	-----	-----	-257,831.97	-----	3,122,108.87
Intragovernmental Funds										
Supply Fund, Veterans Affairs										
Fund Resources:										
Undisbursed Funds	No Year	036	4537	000	331,316,350.23	-----	-----	-2,900,608.54	-----	334,216,958.77
Franchise Fund, Veterans Affairs										
Fund Resources:										
Undisbursed Funds	No Year	036	4539	000	283,811,582.71	-----	-----	-102,561,192.76	-----	386,372,775.47
Trust Fund Accounts										
Department of Veterans Affairs Cemetery Gift Fund, Veterans Affairs										
Fund Resources:										
Undisbursed Funds	No Year	036	8129	000	1,806,317.30	165,576.36	-----	494,783.44	-----	1,477,110.22
Total, Departmental Administration					12,069,675,105.40	14,122,513,722.94	-----	11,488,167,678.00	156,912,357.09	14,547,108,793.25
Deductions for Offsetting Receipts										
Proprietary Receipts from the Public					-----	-7,116,008,150.07	-----	-7,116,008,150.07	-----	-----
Intrabudgetary Receipts Deducted by Agency					-----	10,632,744.23	-----	10,632,744.23	-----	-----
Total, Offsetting Receipts					-----	-7,105,375,405.84	-----	-7,105,375,405.84	-----	-----
Total, Department of Veterans Affairs					53,010,222,732.93	232,764,812,176.33	-----	218,393,703,811.74	886,909,040.40	66,494,422,057.12
Memorandum										
Financing Accounts										
Public Enterprise Funds										
Vocational Rehabilitation Direct Loan Financing Account, Veterans Affairs										
Fund Resources:										
Undisbursed Funds	No Year	036	4112	000	430,732.63	-----	-132,191.42	-216,459.64	-----	515,000.85
Authority to Borrow from the Treasury					-----	1,950,683.00	-1,950,683.00	-----	-----	-----
Subtotal		036	4112	000	430,732.63	1,950,683.00	-2,082,874.42	-216,459.64	-----	515,000.85
Veterans Housing Benefit Program Fund, Loan Sale Securities, Guaranteed Loan Financing Account, Veterans Affairs										
Fund Resources:										
Undisbursed Funds	No Year	036	4124	000	115,306,956.28	-----	-----	16,350,534.55	-----	98,956,421.73
Veterans Housing Benefit Program Fund Direct Loan Financing Account,										

Footnotes at End of Chapter

Appropriations, Outlays, and Balances - Continued

Appropriation or Fund Account	Account Symbol				Balances, Beginning of Fiscal Year	Appropriations and Other Obligational Authority ¹	Transfers Borrowings and Investment (Net) ²	Outlays (Net)	Balances Withdrawn and Other Transactions ³	Balances, End of Fiscal Year	
Title	Period of Availability	ATA	AID	MAIN							SUB
Veterans Affairs Fund Resources:											
Undisbursed Funds	No Year		036	4127	000	102,910,643.05	-----	11,137,274.29	17,338,443.91	-----	96,709,473.43
Authority to Borrow from the Treasury						-----	64,107,574.29	-64,107,574.29	-----	-----	-----
Subtotal			036	4127	000	102,910,643.05	64,107,574.29	-52,970,300.00	17,338,443.91	-----	96,709,473.43
Veterans Housing Benefit Program Fund Guaranteed Loan Financing Account, Veterans Affairs Fund Resources:											
Undisbursed Funds	No Year		036	4129	000	9,088,004,478.81	-----	-----	1,049,629,336.04	-----	8,038,375,142.77
Native American Veteran Housing Direct Loan Financing Account, Veterans Affairs Fund Resources:											
Undisbursed Funds	No Year		036	4130	000	4,517,566.70	-----	7,809,481.85	803,147.52	-----	11,523,901.03
Authority to Borrow from the Treasury						-----	13,229,093.27	-13,229,093.27	-----	-----	-----
Subtotal			036	4130	000	4,517,566.70	13,229,093.27	-5,419,611.42	803,147.52	-----	11,523,901.03
Guaranteed Transitional Housing Loans for Homeless Veterans Guaranteed Loan Financing Account, Veterans Affairs Fund Resources:											
Undisbursed Funds	No Year		036	4258	000	4,407,544.46	-----	-84,319.91	-40,501.94	-----	4,363,726.49
Total, Financing Accounts						9,315,577,921.93	79,287,350.56	-60,557,105.75	1,083,864,500.44	-----	8,250,443,666.30

Footnotes at End of Chapter

Footnotes

- 1 The amounts in this column, unless otherwise footnoted, represent appropriations, increases and rescissions in borrowing authority or new contract authority. Appropriation accounts with appropriation transfer activity are presented in Table 1 (Appropriations and Appropriation Transfers) at the end of this chapter.
- 2 The amounts in this column, unless otherwise footnoted, represent transfers - other than appropriation transfers, borrowings (gross), investments (net), unrealized discounts or funds held outside the Treasury.
- 3 The amounts in this column, unless otherwise footnoted, represent obligated balances canceled for fiscal year 2015 pursuant to 31 U.S.C. 1553 and adjustments to borrowing and contract authority.
- 4 The opening balance(s) of the following account(s) have been adjusted during the current fiscal year and do not agree with last year's closing balance(s):

<u>Account Symbol: (ATA, AID, POA, MAIN, SUB)</u>	<u>Adjustment</u>
036 2019-2020 0160 000 - Undi sbursed Funds	\$500,000,000.00
036 2019 0160 000 - Undi sbursed Funds	-\$500,000,000.00
036 2015 0151 000 - Undi sbursed Funds	\$3,962,771.02
036 2015-2016 0167 000 - Undi sbursed Funds	-\$3,000,000.00
036 2015 0167 000 - Undi sbursed Funds	-\$962,771.02

- 5 Represents capital transfer to miscellaneous receipts.

Appropriations, Outlays, and Balances - Continued

Footnotes

Table 1 - Appropriations and Appropriation Transfers - Department of Veterans Affairs

AID	ATA	Period of Availability	MAIN	Net Appropriations and Appropriation Transfers	Appropriation Amount	Net Appropriation Transfers	AID Involved	ATA Involved	Period of Availability Involved	MAIN Involved	Amount From or To (-)
036		X	0140	569,138,964.74	0.00	569,138,964.74	036		X	5287	569,138,964.74
036		20	0140	13,252,148,000.00	12,664,799,000.00	587,349,000.00	036		20	0169	-27,097,980.00
							036		2021	0169	-553,020.00
							036		X	0172	615,000,000.00
036		20	0151	3,114,000,000.00	3,125,000,000.00	-11,000,000.00	036		2021	0151	-11,000,000.00
036		2021	0151	24,000,000.00	13,000,000.00	11,000,000.00	036		20	0151	11,000,000.00
036		20	0152	7,583,532,000.00	7,237,956,000.00	345,576,000.00	036		20	0160	375,000,000.00
							036		20	0169	-28,835,520.00
							036		2021	0169	-588,480.00
036		2021	0152	350,000,000.00	200,000,000.00	150,000,000.00	036		2021	0160	150,000,000.00
036		X	0160	2,846,296,639.93	0.00	2,846,296,639.93	036		X	5287	2,846,296,639.93
036		20	0160	49,310,856,000.00	49,911,165,000.00	-600,309,000.00	036		20	0152	-375,000,000.00
							036		X	0165	-15,000,000.00
							036		20	0169	-206,102,820.00
							036		2021	0169	-4,206,180.00
036		2021	0160	15,782,000,000.00	15,932,000,000.00	-150,000,000.00	036		2021	0152	-150,000,000.00
036		20	0162	5,852,635,000.00	5,891,880,000.00	-39,245,000.00	036		20	0169	-38,460,100.00
							036		2021	0169	-784,900.00
036		X	0165	-949,000.00	-15,949,000.00	15,000,000.00	036		20	0160	15,000,000.00
036		20	0167	3,762,948,010.00	3,943,835,000.00	-180,886,990.00	036		2021	0167	-173,106,990.00
							036		20	0169	-7,624,400.00
							036		2021	0169	-155,600.00
036		2021	0167	2,750,886,990.00	2,577,780,000.00	173,106,990.00	036		20	0167	173,106,990.00
036		X	0169	13,680,836.54	0.00	13,680,836.54	036		X	5287	13,680,836.54
036		20	0169	432,580,820.00	0.00	432,580,820.00	036		20	0140	27,097,980.00
							036		20	0152	28,835,520.00
							036		20	0160	206,102,820.00
							036		20	0162	38,460,100.00
							036		20	0167	7,624,400.00
							097		20	0130	124,460,000.00
036		2021	0169	8,828,180.00	0.00	8,828,180.00	036		20	0140	553,020.00
							036		20	0152	588,480.00
							036		20	0160	4,206,180.00

Appropriations, Outlays, and Balances - Continued

Footnotes

Table 1 - Appropriations and Appropriation Transfers - Department of Veterans Affairs

AID	ATA	Period of Availability	MAIN	Net Appropriations and Appropriation Transfers	Appropriation Amount	Net Appropriation Transfers	AID Involved	ATA Involved	Period of Availability Involved	MAIN Involved	Amount From or To (-)
							036		20	0162	784,900.00
							036		20	0167	155,600.00
036		X	0172	-615,000,000.00	0.00	-615,000,000.00	097		20	0130	2,540,000.00
036		X	5287	-3,429,116,441.21	0.00	-3,429,116,441.21	036		20	0140	-615,000,000.00
							036		X	0140	-569,138,964.74
							036		X	0160	-2,846,296,639.93
							036		X	0169	-13,680,836.54
036	097	X	0165	15,000,000.00	0.00	15,000,000.00	097		20	0130	15,000,000.00
Total				101,623,466,000.00	101,481,466,000.00	142,000,000.00					142,000,000.00

This Page Left Blank Intentionally

Appropriations, Outlays, and Balances - Continued

Appropriation or Fund Account Title	Account Symbol				Balances, Beginning of Fiscal Year	Appropriations and Other Obligational Authority ¹	Transfers Borrowings and Investment (Net) ²	Outlays (Net)	Balances Withdrawn and Other Transactions ³	Balances, End of Fiscal Year	
	Period of Availability	ATA	AID	MAIN							SUB
Corps of Engineers											
General Fund Accounts											
Mississippi River and Tributaries, Corps of Engineers-Civil Fund Resources:											
Undisbursed Funds	No Year		096	3112	000	1,685,968,779.33	367,962,916.51	-----	522,982,060.44	-----	1,530,949,635.40
Investigations, Corps of Engineers, Civil Fund Resources:											
Undisbursed Funds	No Year		096	3121	000	304,356,909.37	151,000,000.00	-----	149,986,892.35	-----	305,370,017.02
Construction, Corps of Engineers, Civil Fund Resources:											
Undisbursed Funds	No Year		096	3122	000	25,592,645,091.76	2,608,302,195.85	-----	1,771,492,112.46	-----	26,429,455,175.15
Operation and Maintenance, Corps of Engineers-Civil Fund Resources:											
Undisbursed Funds	2020-2021		096	3123	000	-----	50,000,000.00	-----	13,136,100.03	-----	36,863,899.97
	No Year					4,101,504,091.47	2,251,276,022.69	-----	2,585,964,551.81	-----	3,766,815,562.35
	Subtotal		096	3123	000	4,101,504,091.47	2,301,276,022.69	-----	2,599,100,651.84	-----	3,803,679,462.32
Expenses, Corps of Engineers-Civil Fund Resources:											
Undisbursed Funds	2020-2021		096	3124	000	-----	223,000,000.00	-----	194,210,662.57	-----	28,789,337.43
	2019-2020					13,252,635.66	-----	-----	10,608,786.16	-----	2,643,849.50
	2018-2019					3,127,304.93	-----	-----	1,353,528.14	-----	1,773,776.79
	2017-2018					1,583,441.60	-----	-----	233,171.90	-----	1,350,269.70
	2016-2017					639,165.30	-----	-----	-71,504.96	-----	710,670.26
	2015-2016					1,695,677.13	-----	-----	271,264.77	-----	1,424,412.36
	2014-2015					3,407,876.49	-----	-----	-----	3,407,876.49	-----
	No Year					17,092,492.58	-----	-----	3,555,731.87	-----	13,536,760.71
	Subtotal		096	3124	000	40,798,593.69	223,000,000.00	-----	210,161,640.45	3,407,876.49	50,229,076.75
Flood Control and Coastal Emergencies, Corps of Engineers, Civil Fund Resources:											
Undisbursed Funds	No Year		096	3125	000	2,774,722,664.61	35,000,000.00	-----	743,184,836.19	-----	2,066,537,828.42
Regulatory Program, Corps of Engineers, Civil Fund Resources:											
Undisbursed Funds	2020-2021		096	3126	000	-----	210,000,000.00	-----	191,597,981.60	-----	18,402,018.40
	2019-2020					15,737,633.06	-----	-----	10,582,358.23	-----	5,155,274.83
	2018-2019					3,761,608.22	-----	-----	3,644,922.88	-----	116,685.34
	2017-2018					1,294,600.15	-----	-----	1,182,483.19	-----	112,116.96
	2016-2017					255,724.13	-----	-----	106,920.87	-----	148,803.26
	2015-2016					40,792.60	-----	-----	-----	-----	40,792.60
	2014-2015					14,722.64	-----	-----	-----	14,722.64	-----
	No Year					2,173,655.89	-----	-----	44,751.34	-----	2,128,904.55
	Subtotal		096	3126	000	23,278,736.69	210,000,000.00	-----	207,159,418.11	14,722.64	26,104,595.94
Washington Aqueduct Capital Improvements, Corps of Engineers-Civil Fund Resources:											
Undisbursed Funds	No Year		096	3128	000	4,095.06	-----	-233,579.84	-233,579.84	-----	4,095.06

Footnotes at End of Chapter

Appropriations, Outlays, and Balances - Continued

Appropriation or Fund Account Title	Account Symbol				Balances, Beginning of Fiscal Year	Appropriations and Other Obligational Authority ¹	Transfers Borrowings and Investment (Net) ²	Outlays (Net)	Balances Withdrawn and Other Transactions ³	Balances, End of Fiscal Year	
	Period of Availability	ATA	AID	MAIN							SUB
Formerly Utilized Sites Remedial Action Program, Corps of Engineers-Civil Fund Resources: Undisbursed Funds	No Year		096	3130	000	146,366,682.24	200,000,000.00	-----	160,671,312.09	-----	185,695,370.15
Office of Assistant Secretary of the Army for Civil Works, Corps of Engineers-Civil Fund Resources: Undisbursed Funds	2020-2021		096	3132	000	-----	5,000,000.00	-----	1,439,783.82	-----	3,560,216.18
	2019-2020					4,265,628.61	-----	-----	3,841,756.84	-----	423,871.77
	2018-2019					678,743.19	-----	-----	289,795.52	-----	388,947.67
	2017-2018					138,248.13	-----	-----	72,442.46	-----	65,805.67
	2016-2017					58,638.31	-----	-----	-----	-----	58,638.31
	2015-2016					107,910.69	-----	-----	-25,337.52	-----	133,248.21
	2014-2015					116,997.95	-----	-----	-----	116,997.95	-----
	No Year					475,835.48	-----	-----	131,174.24	-----	344,661.24
	Subtotal		096	3132	000	5,842,002.36	5,000,000.00	-----	5,749,615.36	116,997.95	4,975,389.05
Special Fund Accounts											
Hydraulic Mining in California, Debris Fund, Corps of Engineers-Civil Fund Resources: Undisbursed Funds	No Year		096	5066	000	150,530.25	111,760.31	-----	105,390.03	-----	156,900.53
Payments to States, Flood Control Act of 1954, Corps of Engineers - Civil Fund Resources: Undisbursed Funds	No Year		096	5090	000	-----	13,519,411.81	-----	13,519,411.81	-----	-----
Maintenance and Operation of Dams and Other Improvements of Navigable Waters, Corps of Engineers - Civil Fund Resources: Undisbursed Funds	No Year		096	5125	000	36,692,953.70	17,809,711.83	-----	13,309,498.58	-----	41,193,166.95
Interagency America the Beautiful Pass Revenues, Corps of Engineers-Civil Fund Resources: Undisbursed Funds	No Year		096	5570	000	3,200,230.13	1,263,867.44	-----	510,442.33	-----	3,953,655.24
Special Use Permit Fees, Corps of Engineers-Civil Fund Resources: Undisbursed Funds	No Year		096	5607	000	2,026,200.57	231,468.64	-----	457,340.39	-----	1,800,328.82
Intragovernmental Funds											
Revolving Fund, Corps of Engineers, Civil Fund Resources: Undisbursed Funds	No Year		096	4902	000	1,934,881,656.22	-----	-----	-223,049,963.57	-----	2,157,931,619.79
Trust Fund Accounts											
South Dakota Terrestrial Wildlife Habitat Restoration Trust Fund, Corps of Engineers - Civil Fund Resources: Undisbursed Funds	No Year		096	8217	000	-----	2,484,610.85	-1,484,610.85	1,000,000.00	-----	-----
Unrealized Discount on Investments						-385,004.96	-----	5,575.84	-----	-----	-379,429.12
Investments in US Treasury Securities						114,304,482.48	-----	1,479,035.01	-----	-----	115,783,517.49

Footnotes at End of Chapter

Appropriations, Outlays, and Balances - Continued

Appropriation or Fund Account Title	Account Symbol				Balances, Beginning of Fiscal Year	Appropriations and Other Obligational Authority ¹	Transfers Borrowings and Investment (Net) ²	Outlays (Net)	Balances Withdrawn and Other Transactions ³	Balances, End of Fiscal Year	
	Period of Availability	ATA	AID	MAIN							SUB
Subtotal			096	8217	000	113,919,477.52	2,484,610.85	-----	1,000,000.00	-----	115,404,088.37
Coastal Wetlands Restoration Trust Fund, Corps of Engineers - Civil Fund Resources:											
Undisbursed Funds	No Year		096	8333	000	6,936,920.32	95,063,079.68	-----	92,310,660.31	-----	9,689,339.69
Inland Waterways Trust Fund - Treasury Managed, Corps of Engineers - Civil Fund Resources:											
Undisbursed Funds	No Year		096	8861	000	10,818,829.00	62,338,985.22	-54,683,881.22	-----	-----	18,473,933.00
Transfer To:											
Corps of Engineers, Civil	No Year	096	096	8861	000	-----	50,037,920.68	-----	50,037,920.68	-----	-----
Investments in US Treasury Securities						58,142,247.39	-----	54,683,881.22	-----	-----	112,826,128.61
Subtotal			096	8861	000	68,961,076.39	112,376,905.90	-----	50,037,920.68	-----	131,300,061.61
Rivers and Harbors Contributed and Advance Funds, Corps of Engineers, Civil Fund Resources:											
Undisbursed Funds	No Year		096	8862	000	1,859,769,979.90	603,322,515.14	-----	550,216,520.99	-----	1,912,875,974.05
Harbor Maintenance Trust Fund - Treasury Managed, Corps of Engineers - Civil Fund Resources:											
Undisbursed Funds	No Year		096	8863	000	109,614,173.99	-160,663,760.34	170,962,237.88	-----	-----	119,912,651.53
Transfer To:											
Corps of Engineers	No Year	096	096	8863	000	-----	1,568,682,099.27	-----	1,568,682,099.27	-----	-----
Unrealized Discount on Investments						-84,774,664.87	-----	51,343,694.56	-----	-----	-33,430,970.31
Investments in US Treasury Securities						9,281,906,506.37	-----	-222,305,932.44	-----	-----	9,059,600,573.93
Subtotal			096	8863	000	9,306,746,015.49	1,408,018,338.93	-----	1,568,682,099.27	-----	9,146,082,255.15
Deductions for Offsetting Receipts											
Proprietary Receipts from the Public						-----	-806,796,002.40	-----	-806,796,002.40	-----	-----
Intrabudgetary Receipts Deducted by Agency						-----	348,717.12	-----	348,717.12	-----	-----
Total, Offsetting Receipts						-----	-806,447,285.28	-----	-806,447,285.28	-----	-----
Total, Corps of Engineers						48,008,772,687.07	7,549,295,520.30	-233,579.84	7,630,906,994.99	3,539,597.08	47,923,388,035.46

Footnotes at End of Chapter

Appropriations, Outlays, and Balances - Continued

Footnotes

- 1 The amounts in this column, unless otherwise footnoted, represent appropriations, increases and rescissions in borrowing authority or new contract authority. Appropriation accounts with appropriation transfer activity are presented in Table 1 (Appropriations and Appropriation Transfers) at the end of this chapter.
- 2 The amounts in this column, unless otherwise footnoted, represent transfers - other than appropriation transfers, borrowings (gross), investments (net), unrealized discounts or funds held outside the Treasury.
- 3 The amounts in this column, unless otherwise footnoted, represent obligated balances canceled for fiscal year 2015 pursuant to 31 U.S.C. 1553 and adjustments to borrowing and contract authority.

Footnotes

Table 1 - Appropriations and Appropriation Transfers - Corps of Engineers

AID	ATA	Period of Availability	MAIN	Net Appropriations and Appropriation Transfers	Appropriation Amount	Net Appropriation Transfers	AID Involved	ATA Involved	Period of Availability Involved	MAIN Involved	Amount From or To (-)
096		X	3123	2,251,276,022.69	2,204,323,239.33	46,952,783.36	089		X	4045	261,155.00
							096		X	5007	45,593,478.78
							096		X	5493	1,098,149.58
096		X	5007	0.00	45,593,478.78	-45,593,478.78	096		X	3123	-45,593,478.78
096		X	5493	0.00	1,098,149.58	-1,098,149.58	096		X	3123	-1,098,149.58
096		X	8333	95,063,079.68	0.00	95,063,079.68	014		X	8151	95,063,079.68
096		X	8861	-50,037,920.68	0.00	-50,037,920.68	096	096	X	8861	-50,037,920.68
096		X	8863	-1,609,956,099.27	0.00	-1,609,956,099.27	069		X	8003	-38,000,000.00
							070		X	8870	-3,274,000.00
							096	096	X	8863	-1,568,682,099.27
096	096	X	8861	50,037,920.68	0.00	50,037,920.68	096		X	8861	50,037,920.68
096	096	X	8863	1,568,682,099.27	0.00	1,568,682,099.27	096		X	8863	1,568,682,099.27
Total				2,305,065,102.37	2,251,014,867.69	54,050,234.68					54,050,234.68

This Page Left Blank Intentionally

Appropriations, Outlays, and Balances - Continued

Appropriation or Fund Account Title	Account Symbol				Balances, Beginning of Fiscal Year	Appropriations and Other Obligational Authority ¹	Transfers Borrowings and Investment (Net) ²	Outlays (Net)	Balances Withdrawn and Other Transactions ³	Balances, End of Fiscal Year
	Period of Availability	ATA	AID	MAIN SUB						
Other Defense Civil Programs										
Military Retirement										
General Fund Accounts										
Payments to Military Retirement Fund, Defense Fund Resources:										
Undisbursed Funds	2020		097	0040	000	-----	91,873,000,000.00	-----	91,873,000,000.00	-----
Trust Fund Accounts										
Department of Defense Military Retirement Fund Fund Resources:										
Undisbursed Funds	No Year		097	8097	000	75,223,497.97	141,899,824,663.20	-79,613,593,625.32	62,286,153,100.72	-----
Unrealized Discount on Investments						-9,031,716,582.06	-----	127,941.98	-----	-----
Unamortized Premium and Discount						-----	-----	-9,237,212,004.05	-----	-----
Investments in US Treasury Securities						827,413,704,835.15	-----	88,850,677,687.39	-----	-----
Subtotal			097	8097	000	818,457,211,751.06	141,899,824,663.20	0.00	62,286,153,100.72	-----
Total, Military Retirement						818,457,211,751.06	233,772,824,663.20	0.00	154,159,153,100.72	-----
Retiree Health Care										
General Fund Accounts										
Payment to Department of Defense Medicare-Eligible Retiree Health Care Fund Fund Resources:										
Undisbursed Funds	No Year		097	0850	000	-----	6,637,000,000.00	-----	6,637,000,000.00	-----
Special Fund Accounts										
Department of Defense, Medicare-Eligible Retiree Health Care Fund Fund Resources:										
Undisbursed Funds	No Year		097	5472	000	62,574,930.82	22,528,801,733.07	-11,952,381,643.12	10,570,065,898.65	-----
Unrealized Discount on Investments						-2,012,577,897.24	-----	5,492,376.11	-----	-----
Unamortized Premium and Discount						-----	-----	-2,770,946,559.33	-----	-----
Investments in US Treasury Securities						254,176,410,880.35	-----	14,717,835,826.34	-----	-----
Subtotal			097	5472	000	252,226,407,913.93	22,528,801,733.07	-----	10,570,065,898.65	-----
Total, Retiree Health Care						252,226,407,913.93	29,165,801,733.07	-----	17,207,065,898.65	-----
Educational Benefits										
Trust Fund Accounts										
Department of Defense, Education Benefits Fund Fund Resources:										
Undisbursed Funds	No Year		097	8098	000	2,157,809.00	156,859,621.77	25,769,402.28	184,686,833.05	-----
Unrealized Discount on Investments						-7,407,085.85	-----	2,771,348.42	-----	-----
Investments in US Treasury Securities						1,078,430,445.09	-----	-28,540,750.70	-----	-----
Subtotal			097	8098	000	1,073,181,168.24	156,859,621.77	0.00	184,686,833.05	-----
Total, Educational Benefits						1,073,181,168.24	156,859,621.77	0.00	184,686,833.05	-----
American Battle Monuments Commission										
General Fund Accounts										

Footnotes at End of Chapter

Appropriations, Outlays, and Balances - Continued

Appropriation or Fund Account Title	Account Symbol				Balances, Beginning of Fiscal Year	Appropriations and Other Obligational Authority ¹	Transfers Borrowings and Investment (Net) ²	Outlays (Net)	Balances Withdrawn and Other Transactions ³	Balances, End of Fiscal Year
	Period of Availability	ATA	AID	MAIN						
Salaries and Expenses, American Battle Monuments Commission Fund Resources:										
Undisbursed Funds	No Year		074	0100	93,390,949.26	84,100,000.00	-13,236.11	86,167,129.95	-----	91,310,583.20
Funds Held Outside the Treasury					8,016.53	-----	13,236.11	-----	-----	21,252.64
Subtotal			074	0100	93,398,965.79	84,100,000.00	-----	86,167,129.95	-----	91,331,835.84
Foreign Currency Fluctuations Account, American Battle Monuments Commission Fund Resources:										
Undisbursed Funds	No Year		074	0101	19,555,706.68	-----	-----	-----	-----	19,555,706.68
Trust Fund Accounts										
Contributions, American Battle Monuments Commission Fund Resources:										
Undisbursed Funds	No Year		074	8569	3,588,514.95	660,745.70	-----	1,012,656.88	-----	3,236,603.77
Total, American Battle Monuments Commission					116,543,187.42	84,760,745.70	-----	87,179,786.83	-----	114,124,146.29
Armed Forces Retirement Home										
General Fund Accounts										
General Fund Payment, Armed Forces Retirement Home Trust Fund, Armed Forces Retirement Home Fund Resources:										
Undisbursed Funds	2020-2021		084	0100	-----	2,800,000.00	-----	2,800,000.00	-----	-----
	2020				-----	22,000,000.00	-----	22,000,000.00	-----	-----
Subtotal			084	0100	- 0 -	24,800,000.00	-----	24,800,000.00	-----	- 0 -
Trust Fund Accounts										
Armed Forces Retirement Home Trust Fund, Armed Forces Retirement Home Fund Resources:										
Undisbursed Funds	2020-2021		084	8522	-----	700,000.00	-----	350,313.60	-----	349,686.40
	2020				-----	53,700,000.00	-----	49,865,757.84	-----	3,834,242.16
	2019				5,638,165.56	2,850,000.00	-----	7,717,304.44	-----	770,861.12
	2018				75,447.31	-----	-----	-8,285.29	-----	83,732.60
	2017				-----	-----	-----	-613.20	-----	613.20
	No Year				2,263,542.54	15,332,028.77	-14,059,783.52	1,237,992.25	-----	2,297,795.54
Investments in US Treasury Securities					79,077,564.07	-----	14,059,783.52	-----	-----	93,137,347.59
Subtotal			084	8522	87,054,719.48	72,582,028.77	-----	59,162,469.64	-----	100,474,278.61
Total, Armed Forces Retirement Home					87,054,719.48	97,382,028.77	-----	83,962,469.64	-----	100,474,278.61
Cemeterial Expenses										
General Fund Accounts										
Salaries and Expenses, Cemeterial Expenses, Army Fund Resources:										
Undisbursed Funds	2020-2022		021	1805	-----	15,000,000.00	-----	16,926,994.52	-----	⁴ -1,926,994.52
	2019-2021				7,485,162.62	-----	-----	8,920,814.02	-----	⁴ -1,435,651.40
	2020				-----	65,800,000.00	-----	18,702,516.03	-----	47,097,483.97
	2018-2020				7,732,001.83	-----	-----	6,527,045.66	-----	1,204,956.17
	2019				40,548,189.56	-----	-----	28,981,285.37	-----	11,566,904.19
	2017-2019				4,046,378.15	-----	-----	3,741,051.56	-----	305,326.59

Footnotes at End of Chapter

Appropriations, Outlays, and Balances - Continued

Appropriation or Fund Account Title	Account Symbol				Balances, Beginning of Fiscal Year	Appropriations and Other Obligational Authority ¹	Transfers Borrowings and Investment (Net) ²	Outlays (Net)	Balances Withdrawn and Other Transactions ³	Balances, End of Fiscal Year	
	Period of Availability	ATA	AID	MAIN							SUB
	2018				3,119,197.02	-----	-----	1,866,031.19	-----	1,253,165.83	
	2016-2018				67,809.35	-----	-----	-45,516.75	-----	113,326.10	
	2017				2,073,116.35	-----	-----	310,335.14	-----	1,762,781.21	
	2016				1,268,839.98	-----	-----	432,532.64	-----	836,307.34	
	2015-2016				412,891.69	-----	-----	-164,729.60	-----	577,621.29	
	2015				530,233.43	-----	-----	354,466.37	175,767.06	-----	
	2014-2015				915,792.12	-----	-----	9,173.75	906,618.37	-----	
	2013-2015				2,229,278.07	-----	-----	251,708.00	1,977,570.07	-----	
	No Year				4,865,441.95	-----	-----	685,027.23	-----	4,180,414.72	
	Subtotal		021	1805	000	75,294,332.12	80,800,000.00	-----	87,498,735.13	3,059,955.50	65,535,641.49
Construction, Cemeterial Expenses, Army Fund Resources:											
Undisbursed Funds	2013-2017		021	1809	000	3,152,600.30	-----	-----	2,737,309.49	-----	415,290.81
	No Year					199,293,113.59	-----	-----	9,394,517.39	-----	189,898,596.20
	Subtotal		021	1809	000	202,445,713.89	-----	-----	12,131,826.88	-----	190,313,887.01
Special Fund Accounts											
National Military Cemeteries Concessions, Army Fund Resources:											
Undisbursed Funds	No Year		021	5602	000	2,229,113.69	-----	-----	1,120,773.54	-----	1,108,340.15
Total, Cemeterial Expenses						279,969,159.70	80,800,000.00	-----	100,751,335.55	3,059,955.50	256,957,868.65
Forest and Wildlife Conservation, Military Reservations											
Special Fund Accounts											
Wildlife Conservation, Etc., Military Reservations, Navy Fund Resources:											
Undisbursed Funds	No Year		017	5095	000	2,037,532.93	109,689.85	-----	-35,279.92	-----	2,182,502.70
Wildlife Conservation, Etc., Military Reservations, Army Fund Resources:											
Undisbursed Funds	No Year		021	5095	000	8,027,881.29	1,593,502.65	-----	982,382.26	-----	8,639,001.68
Department of Defense, Forest Products Program, Army Fund Resources:											
Undisbursed Funds	No Year		021	5285	000	3,381,011.09	12,864,508.77	-----	-33,513,885.08	-----	49,759,404.94
Wildlife Conservation, Etc., Military Reservations, Air Force Fund Resources:											
Undisbursed Funds	No Year		057	5095	000	2,488,758.36	995,962.37	-----	1,163,475.58	-----	2,321,245.15
Total, Forest and Wildlife Conservation, Military Reservations						15,935,183.67	15,563,663.64	-----	-31,403,307.16	-----	62,902,154.47
Selective Service System											
General Fund Accounts											
Salaries and Expenses, Selective Service System Fund Resources:											
Undisbursed Funds	2020		090	0400	000	-----	27,100,000.00	-----	20,126,063.99	-----	6,973,936.01
	2019					7,265,517.96	-----	-----	6,496,200.07	-----	769,317.89
	2018					1,451,517.73	-----	-----	186,997.68	-----	1,264,520.05
	2017					792,368.09	-----	-----	7,336.58	-----	785,031.51

Footnotes at End of Chapter

Appropriations, Outlays, and Balances - Continued

Appropriation or Fund Account	Account Symbol				Balances, Beginning of Fiscal Year	Appropriations and Other Obligational Authority ¹	Transfers Borrowings and Investment (Net) ²	Outlays (Net)	Balances Withdrawn and Other Transactions ³	Balances, End of Fiscal Year
Title	Period of Availability	ATA	AID	MAIN						
	2016				461,242.18	-----	-----	1,311.84	-----	459,930.34
	2015				281,287.35	-----	-----	77.59	281,209.76	-----
	Subtotal		090	0400	000	10,251,933.31	27,100,000.00	-----	26,817,987.75	281,209.76
Total, Selective Service System						10,251,933.31	27,100,000.00	-----	26,817,987.75	281,209.76
Deductions for Offsetting Receipts										
Proprietary Receipts from the Public						-----	-35,818,585.70	-----	-35,818,585.70	-----
Intrabudgetary Receipts Deducted by Agency						-----	-106,518,230,687.79	-----	-106,518,230,687.79	-----
Total, Offsetting Receipts						-----	-106,554,049,273.49	-----	-106,554,049,273.49	-----
Total, Other Defense Civil Programs						1,072,266,555,016.81	156,847,043,182.66	0.00	65,264,164,831.54	3,341,165.26
										1,163,846,092,202.67

Footnotes at End of Chapter

Footnotes

- 1 The amounts in this column, unless otherwise footnoted, represent appropriations, increases and rescissions in borrowing authority or new contract authority. Appropriation accounts with appropriation transfer activity are presented in Table 1 (Appropriations and Appropriation Transfers) at the end of this chapter.
- 2 The amounts in this column, unless otherwise footnoted, represent transfers - other than appropriation transfers, borrowings (gross), investments (net), unrealized discounts or funds held outside the Treasury.
- 3 The amounts in this column, unless otherwise footnoted, represent obligated balances canceled for fiscal year 2015 pursuant to 31 U.S.C. 1553 and adjustments to borrowing and contract authority.
- 4 Subject to disposition by the administrative agency.

Appropriations, Outlays, and Balances - Continued

Footnotes

Table 1 - Appropriations and Appropriation Transfers - Other Defense Civil Programs

AID	ATA	Period of Availability	MAIN	Net Appropriations and Appropriation Transfers	Appropriation Amount	Net Appropriation Transfers	AID Involved	ATA Involved	Period of Availability Involved	MAIN Involved	Amount From or To (-)
021		20	1805	65,800,000.00	80,800,000.00	-15,000,000.00	021		2022	1805	-15,000,000.00
021		2022	1805	15,000,000.00	0.00	15,000,000.00	021		20	1805	15,000,000.00
084		X	8522	-57,250,000.00	0.00	-57,250,000.00	084		19	8522	-2,850,000.00
							084		20	8522	-53,700,000.00
							084		2021	8522	-700,000.00
084		19	8522	2,850,000.00	0.00	2,850,000.00	084		X	8522	2,850,000.00
084		20	8522	53,700,000.00	0.00	53,700,000.00	084		X	8522	53,700,000.00
084		2021	8522	700,000.00	0.00	700,000.00	084		X	8522	700,000.00
Total				80,800,000.00	80,800,000.00	-----					-----

Appropriations, Outlays, and Balances - Continued

Appropriation or Fund Account Title	Account Symbol				Balances, Beginning of Fiscal Year	Appropriations and Other Obligational Authority ¹	Transfers Borrowings and Investment (Net) ²	Outlays (Net)	Balances Withdrawn and Other Transactions ³	Balances, End of Fiscal Year	
	Period of Availability	ATA	AID	MAIN SUB							
Environmental Protection Agency											
General Fund Accounts											
State and Tribal Assistance Grants, Environmental Protection Agency Fund Resources:											
Undisbursed Funds	No Year		068	0103	000	6,973,929,298.58	4,546,232,000.00	-----	4,019,330,777.02	-----	7,500,830,521.56
Science and Technology, Environmental Protection Agency Fund Resources:											
Undisbursed Funds	2020-2021		068	0107	000	-----	718,699,000.00	-----	433,977,442.06	-----	284,721,557.94
	2019-2020					293,724,773.13	-----	-----	215,283,669.90	-----	78,441,103.23
	2018-2019					72,998,925.25	-----	-----	48,129,175.41	-----	24,869,749.84
	2017-2018					21,643,308.55	-----	-----	9,494,248.03	-----	12,149,060.52
	2016-2017					12,351,556.62	-----	-----	5,532,922.24	-----	6,818,634.38
	2015-2016					7,201,566.77	-----	-----	2,241,588.41	-----	4,959,978.36
	2014-2015					4,216,509.13	-----	-----	610,855.56	-----	⁴ 3,605,653.57
	2013-2014					4,015,763.76	-----	-----	225,875.91	-----	⁴ 3,789,887.85
	2012-2013					4,790,358.33	-----	-----	-5,414.70	4,795,773.03	⁴ -----
	No Year					729,732.03	-----	-----	178,187.11	-----	551,544.92
	Subtotal		068	0107	000	421,672,493.57	718,699,000.00	-----	715,668,549.93	4,795,773.03	419,907,170.61
Environmental Programs and Management, Environmental Protection Agency Fund Resources:											
Undisbursed Funds	2020-2021		068	0108	000	-----	2,667,266,000.00	-10,000.00	1,740,886,363.41	-----	926,369,636.59
	2019-2020					869,237,147.75	-----	-10,000.00	461,440,266.90	-----	407,786,880.85
	2018-2019					365,617,343.62	-----	20,000.00	185,280,654.64	-----	180,356,688.98
	2017-2018					172,838,600.77	-----	-----	79,703,275.89	-----	93,135,324.88
	2016-2017					86,677,239.07	-----	-----	35,328,709.68	-----	51,348,529.39
	2015-2016					39,191,070.58	-----	-----	13,756,063.37	-----	25,435,007.21
	2014-2015					24,897,390.70	-----	-----	5,092,831.63	-----	⁴ 19,804,559.07
	2013-2014					17,506,276.12	-----	-----	685,584.95	-----	⁴ 16,820,691.17
	2012-2013					13,914,376.17	-----	-----	10,201.59	13,904,174.58	⁴ -----
	2008-2009					-5,392.08	-----	-----	-----	-----	^{4,5} -5,392.08
	No Year					6,372,613.33	9,528,400.00	-----	8,105,381.81	-----	7,795,631.52
Funds Held Outside the Treasury	2020-2021					-----	-----	10,000.00	-----	-----	10,000.00
	2019-2020					-10,000.00	-----	10,000.00	-----	-----	-----
	2018-2019					20,000.00	-----	-20,000.00	-----	-----	-----
	Subtotal		068	0108	000	1,596,256,666.03	2,676,794,400.00	-----	2,530,289,333.87	13,904,174.58	1,728,857,557.58
Energy Research and Development, Environmental Protection Agency Fund Resources:											
Undisbursed Funds	No Year		068	0109	000	5,284.29	-----	-----	-----	-----	5,284.29
Buildings and Facilities, Environmental Protection Agency Fund Resources:											
Undisbursed Funds	2020-2021		068	0110	000	-----	300,000.00	-----	-----	-----	300,000.00
	No Year					81,970,940.85	33,598,000.00	-----	44,201,623.21	-----	71,367,317.64
	Subtotal		068	0110	000	81,970,940.85	33,898,000.00	-----	44,201,623.21	-----	71,667,317.64

Footnotes at End of Chapter

Appropriations, Outlays, and Balances - Continued

Appropriation or Fund Account Title	Account Symbol				Balances, Beginning of Fiscal Year	Appropriations and Other Obligational Authority ¹	Transfers Borrowings and Investment (Net) ²	Outlays (Net)	Balances Withdrawn and Other Transactions ³	Balances, End of Fiscal Year
	Period of Availability	ATA	AID	MAIN						
Office of Inspector General, Environmental Protection Agency Fund Resources:										
Undisbursed Funds	2020-2021		068	0112	000	----- 41,489,000.00	-----	36,445,633.58	-----	5,043,366.42
	2019-2020					7,117,002.74	-----	6,375,657.39	-----	741,345.35
	2018-2019					280,743.71	-----	82,304.93	-----	198,438.78
	2017-2018					270,473.44	-----	9,564.58	-----	260,908.86
	2016-2017					175,694.43	-----	7.90	-----	175,686.53
	2015-2016					545,352.14	-----	-245.24	-----	545,597.38
	2014-2015					252,732.49	-----	-----	-----	⁴ 252,732.49
	2013-2014					292,347.72	-----	-----	-----	⁴ 292,347.72
	2012-2013					264,284.53	-----	-----	-----	⁴ -----
	Subtotal		068	0112	000	9,198,631.20	-----	42,912,923.14	264,284.53	7,510,423.53
Abatement, Control and Compliance Loan Program, Environmental Protection Agency Fund Resources:										
Undisbursed Funds	2015		068	0118	000	0.07	-----	-----	0.07	-----
	2008					-32,529.80	-----	-----	-----	⁵ -32,529.80
	Subtotal		068	0118	000	-32,529.73	-----	-----	0.07	-32,529.80
Payment to the Hazardous Substances Superfund, Environmental Protection Agency Fund Resources:										
Undisbursed Funds	2020-2021		068	0250	000	----- 770,000.00	-----	770,000.00	-----	-----
	No Year					----- 1,075,765,423.00	-----	1,075,765,423.00	-----	-----
	Subtotal		068	0250	000	- 0 -	-----	1,076,535,423.00	-----	- 0 -
Water Infrastructure Finance and Innovation Program Account, Environmental Protection Agency Fund Resources:										
Undisbursed Funds	2020-2021		068	0254	000	----- 5,000,000.00	-----	3,564,516.17	-----	1,435,483.83
	2019-2020					4,212,136.13	-----	3,057,653.36	-----	1,154,482.77
	2018-2019					3,524,559.18	-----	2,894,987.24	-----	629,571.94
	2017-2018					225.02	-----	-----	-----	225.02
	No Year					145,543,147.45	-----	-4,237,466.40	-----	204,780,613.85
	Subtotal		068	0254	000	153,280,067.78	-----	5,279,690.37	-----	208,000,377.41
Special Fund Accounts										
Exxon Valdez Settlement Fund, Environmental Protection Agency Fund Resources:										
Undisbursed Funds	No Year		068	5297	000	1.23	-----	-----	-----	1.23
Pesticide Registration Fund, Environmental Protection Agency Fund Resources:										
Undisbursed Funds	No Year		068	5374	000	15,294,339.22	-----	19,779,009.33	-----	16,675,105.69
Public Enterprise Funds										
Reregistration and Expedited Processing Revolving Fund, Environmental										

Footnotes at End of Chapter

Appropriations, Outlays, and Balances - Continued

Appropriation or Fund Account Title	Account Symbol				Balances, Beginning of Fiscal Year	Appropriations and Other Obligational Authority ¹	Transfers Borrowings and Investment (Net) ²	Outlays (Net)	Balances Withdrawn and Other Transactions ³	Balances, End of Fiscal Year	
	Period of Availability	ATA	AID	MAIN							SUB
Protection Agency Fund Resources: Undisbursed Funds	No Year		068	4310	000	58,132,681.46	-----	-----	5,558,863.63	-----	52,573,817.83
Hazardous Waste Electronic Manifest System Fund, Environmental Protection Agency Fund Resources: Undisbursed Funds	2017-2019		068	4330	000	1,420.63	-----	-----	-----	-----	1,420.63
	2016-2018					80,931.67	-----	-----	15,643.61	-----	65,288.06
	2015-2017					144,349.86	-----	-----	-----	-----	144,349.86
	2014-2016					70,091.61	-----	-----	-----	-----	70,091.61
	No Year					7,731,940.53	-----	-----	-2,776,688.70	-----	10,508,629.23
	Subtotal		068	4330	000	8,028,734.30	-----	-----	-2,761,045.09	-----	10,789,779.39
Damage Assessment and Restoration Revolving Fund, Environmental Protection Agency Fund Resources: Undisbursed Funds	No Year		068	4365	000	1,550,429.15	952,819.00	694,535.07	1,281,839.45	-----	1,915,943.77
Intragovernmental Funds											
Working Capital Fund, Environmental Protection Agency Fund Resources: Undisbursed Funds	No Year		068	4565	000	129,185,419.72	-----	-----	41,970,697.97	-----	87,214,721.75
Trust Fund Accounts											
Hazardous Substance Superfund - Treasury Managed, Environmental Protection Agency Fund Resources: Undisbursed Funds	2020-2021		068	8145	000	-----	22,447,304.20	-----	22,447,304.20	-----	-----
	2019-2020					-----	4,267,567.28	-----	4,267,567.28	-----	-----
	2018-2019					-----	1,004,906.50	-----	1,004,906.50	-----	-----
	2017-2018					-----	23,140.96	-----	23,140.96	-----	-----
	2016-2017					-----	1,784.63	-----	1,784.63	-----	-----
	2015-2016					-----	1,159.51	-----	1,159.51	-----	-----
	2014-2015					-----	545.29	-----	545.29	-----	-----
	2013-2014					-----	438.95	-----	438.95	-----	-----
	2012-2013					-----	647.50	-----	647.50	-----	-----
	No Year					3,002,996.46	-245,852,530.71	248,608,305.85	-----	-----	5,758,771.60
Transfer To:											
Environmental Protection Agency	No Year	068	068	8145	000	74,352,810.35	1,521,000,000.00	-----	1,449,415,720.32	-----	145,937,090.03
Centers for Disease Control, Health and Human Services	No Year	075	068	8145	009	549,773.42	-----	-----	-----	-----	549,773.42
Unrealized Discount on Investments			068	8145	000	-69,245,774.48	-----	69,245,774.48	-----	-----	-----
Investments in US Treasury Securities						5,251,016,781.13	-----	-317,854,080.33	-----	-----	4,933,162,700.80
	Subtotal		068	8145	000	5,259,676,586.88	1,302,894,964.11	-----	1,477,163,215.14	-----	5,085,408,335.85
Leaking Underground Storage Tank Trust Fund - Treasury Managed, Environmental Protection Agency Fund Resources: Undisbursed Funds	No Year		068	8153	000	11,908,710.01	123,792,133.69	-121,619,719.75	-----	-----	14,081,123.95
Transfer To:											
Environmental Protection Agency	No Year	068	068	8153	000	9,992,795.50	101,700,000.00	-----	97,583,151.52	-----	14,109,643.98

Footnotes at End of Chapter

Appropriations, Outlays, and Balances - Continued

Appropriation or Fund Account Title	Account Symbol				Balances, Beginning of Fiscal Year	Appropriations and Other Obligational Authority ¹	Transfers Borrowings and Investment (Net) ²	Outlays (Net)	Balances Withdrawn and Other Transactions ³	Balances, End of Fiscal Year	
	Period of Availability	ATA	AID	MAIN							SUB
Investments in US Treasury Securities					773,396,490.92	-----	121,619,719.75	-----	-----	895,016,210.67	
Subtotal			068	8153	000	795,297,996.43	225,492,133.69	-----	97,583,151.52	-----	923,206,978.60
Inland Oil Spill Programs, Environmental Protection Agency Fund Resources:											
Undisbursed Funds	No Year		068	8221	000	12,109,168.15	19,581,000.00	-----	19,046,771.46	-----	12,643,396.69
Deductions for Offsetting Receipts											
Proprietary Receipts from the Public						-----	-266,394,899.58	-----	-266,394,899.58	-----	-----
Intrabudgetary Receipts Deducted by Agency						-----	-1,076,808,674.28	-----	-1,076,808,674.28	-----	-----
Offsetting Governmental Receipts						-----	-26,192,892.50	-----	-26,192,892.50	-----	-----
Total, Offsetting Receipts						-----	-1,369,396,466.36	-----	-1,369,396,466.36	-----	-----
Total, Environmental Protection Agency						15,515,556,209.11	9,352,951,282.77	694,535.07	8,723,063,591.12	18,964,232.21	16,127,174,203.62
Memorandum											
Financing Accounts											
Public Enterprise Funds											
Water Infrastructure Finance and Innovation Direct Loan Financing Account, Environmental Protection Agency Fund Resources:											
Undisbursed Funds	No Year		068	4372	000	1,999.34	-----	221,385,063.29	221,380,806.35	-----	6,256.28
Authority to Borrow from the Treasury						3,583,233,235.07	7,022,000,000.00	-221,385,063.29	-----	3,445,316,205.65	6,938,531,966.13
Subtotal			068	4372	000	3,583,235,234.41	7,022,000,000.00	-----	221,380,806.35	3,445,316,205.65	6,938,538,222.41
Total, Financing Accounts						3,583,235,234.41	7,022,000,000.00	-----	221,380,806.35	3,445,316,205.65	6,938,538,222.41

Footnotes at End of Chapter

Footnotes

- 1 The amounts in this column, unless otherwise footnoted, represent appropriations, increases and rescissions in borrowing authority or new contract authority. Appropriation accounts with appropriation transfer activity are presented in Table 1 (Appropriations and Appropriation Transfers) at the end of this chapter.
- 2 The amounts in this column, unless otherwise footnoted, represent transfers - other than appropriation transfers, borrowings (gross), investments (net), unrealized discounts or funds held outside the Treasury.
- 3 The amounts in this column, unless otherwise footnoted, represent obligated balances canceled for fiscal year 2015 pursuant to 31 U.S.C. 1553 and adjustments to borrowing and contract authority.
- 4 Pursuant to Public Law # 106-377, 114 Stat. 1441A-44, the balance for this account has been extended beyond the normal period of availability to liquidate obligations.
- 5 Subject to disposition by the administrative agency.

Appropriations, Outlays, and Balances - Continued

Footnotes

Table 1 - Appropriations and Appropriation Transfers - Environmental Protection Agency

AID	ATA	Period of Availability	MAIN	Net Appropriations and Appropriation Transfers	Appropriation Amount	Net Appropriation Transfers	AID Involved	ATA Involved	Period of Availability Involved	MAIN Involved	Amount From or To (-)
068		X	0108	9,528,400.00	4,000,000.00	5,528,400.00	068		X	5664	5,528,400.00
068		X	4365	952,819.00	0.00	952,819.00	014		X	5198	952,819.00
068		X	5664	0.00	5,528,400.00	-5,528,400.00	068		X	0108	-5,528,400.00
068		X	8145	-1,548,747,494.82	0.00	-1,548,747,494.82	068		1213	8145	-647.50
							068		1314	8145	-438.95
							068		1415	8145	-545.29
							068		1516	8145	-1,159.51
							068		1617	8145	-1,784.63
							068		1718	8145	-23,140.96
							068		1819	8145	-1,004,906.50
							068		1920	8145	-4,267,567.28
							068		2021	8145	-22,447,304.20
							068	068	X	8145	-1,521,000,000.00
068		1213	8145	647.50	0.00	647.50	068		X	8145	647.50
068		1314	8145	438.95	0.00	438.95	068		X	8145	438.95
068		1415	8145	545.29	0.00	545.29	068		X	8145	545.29
068		1516	8145	1,159.51	0.00	1,159.51	068		X	8145	1,159.51
068		1617	8145	1,784.63	0.00	1,784.63	068		X	8145	1,784.63
068		1718	8145	23,140.96	0.00	23,140.96	068		X	8145	23,140.96
068		1819	8145	1,004,906.50	0.00	1,004,906.50	068		X	8145	1,004,906.50
068		1920	8145	4,267,567.28	0.00	4,267,567.28	068		X	8145	4,267,567.28
068		2021	8145	22,447,304.20	0.00	22,447,304.20	068		X	8145	22,447,304.20
068		X	8153	-101,700,000.00	0.00	-101,700,000.00	068	068	X	8153	-101,700,000.00
068		X	8221	19,581,000.00	0.00	19,581,000.00	070		X	8185	19,581,000.00
068	068	X	8145	1,521,000,000.00	0.00	1,521,000,000.00	068		X	8145	1,521,000,000.00
068	068	X	8153	101,700,000.00	0.00	101,700,000.00	068		X	8153	101,700,000.00
Total				30,062,219.00	9,528,400.00	20,533,819.00					20,533,819.00

Appropriations, Outlays, and Balances - Continued

Appropriation or Fund Account Title	Account Symbol				Balances, Beginning of Fiscal Year	Appropriations and Other Obligational Authority ¹	Transfers Borrowings and Investment (Net) ²	Outlays (Net)	Balances Withdrawn and Other Transactions ³	Balances, End of Fiscal Year	
	Period of Availability	ATA	AID	MAIN							SUB
Executive Office of the President											
The White House											
General Fund Accounts											
Compensation of the President, Executive Office of the President											
Fund Resources:											
Undisbursed Funds	2020		011	0001	000	-----	450,000.00	-----	415,544.12	-----	34,455.88
	2019					34,010.15	-----	-----	8,099.35	-----	25,910.80
	2018					32,360.78	-----	-----	90.00	-----	32,270.78
	2017					33,585.61	-----	-----	-----	-----	33,585.61
	2016					43,380.78	-----	-----	-----	-----	43,380.78
	2015					40,040.46	-----	-----	-----	40,040.46	-----
	Subtotal		011	0001	000	183,377.78	450,000.00	-----	423,733.47	40,040.46	169,603.85
Salaries and Expenses, the White House, Executive Office of the President											
Fund Resources:											
Undisbursed Funds	2020		011	0110	000	-----	55,000,000.00	-----	47,780,729.61	-----	7,219,270.39
	2019					9,052,602.64	-----	-----	7,417,802.29	-----	1,634,800.35
	2018					4,659,528.77	-----	-----	3,333,232.13	-----	1,326,296.64
	2017					1,341,666.48	-----	-----	131,172.44	-----	1,210,494.04
	2016					714,127.95	-----	-----	-----	-----	714,127.95
	2015					443,444.16	-----	-----	38,996.66	404,447.50	-----
	Subtotal		011	0110	000	16,211,370.00	55,000,000.00	-----	58,701,933.13	404,447.50	12,104,989.37
Total, The White House						16,394,747.78	55,450,000.00	-----	59,125,666.60	444,487.96	12,274,593.22
Executive Residence at the White House											
General Fund Accounts											
White House Repair and Restoration, Executive Office of the President											
Fund Resources:											
Undisbursed Funds	No Year		011	0109	000	5,259,624.08	750,000.00	-----	2,950,569.12	-----	3,059,054.96
Operating Expenses, Executive Residence at the White House, Executive Office of the President											
Fund Resources:											
Undisbursed Funds	2020		011	0210	000	-----	13,081,000.00	-----	11,696,945.10	-----	1,384,054.90
	2019					1,741,585.82	-----	-----	967,052.08	-----	774,533.74
	2018					835,549.38	-----	-----	150,735.85	-----	684,813.53
	2017					489,675.29	-----	-----	6,890.45	-----	482,784.84
	2016					294,412.51	-----	-----	89.33	-----	294,323.18
	2015					258,391.21	-----	-----	32,765.26	225,625.95	-----
	Subtotal		011	0210	000	3,619,614.21	13,081,000.00	-----	12,854,478.07	225,625.95	3,620,510.19
Public Enterprise Funds											
Reimbursable Expenses, Executive Residence at the White House, Executive Office of President											
Fund Resources:											
Undisbursed Funds	No Year		011	4263	000	25,000.00	-----	-----	-----	-----	25,000.00

Footnotes at End of Chapter

Appropriations, Outlays, and Balances - Continued

Appropriation or Fund Account Title	Account Symbol				Balances, Beginning of Fiscal Year	Appropriations and Other Obligational Authority ¹	Transfers Borrowings and Investment (Net) ²	Outlays (Net)	Balances Withdrawn and Other Transactions ³	Balances, End of Fiscal Year	
	Period of Availability	ATA	AID	MAIN							SUB
Total, Executive Residence at the White House					8,904,238.29	13,831,000.00	-----	15,805,047.19	225,625.95	6,704,565.15	
Special Assistance to the President and the Official Residence of the Vice President											
General Fund Accounts											
Operating Expenses, Official Residence of the Vice President Fund Resources:											
Undisbursed Funds	2020		011	0211	000	-----	302,000.00	-----	125,247.14	-----	176,752.86
	2019					160,986.17	-----	-----	60,072.37	-----	100,913.80
	2018					87,134.84	-----	-----	345.00	-----	86,789.84
	2017					47,947.81	-----	-----	574.00	-----	47,373.81
	2016					81,976.10	-----	-----	-----	-----	81,976.10
	2015					104,376.46	-----	-----	104,376.46	-----	-----
	Subtotal		011	0211	000	482,421.38	302,000.00	-----	186,238.51	104,376.46	493,806.41
Salaries and Expenses, Special Assistance to the President, Executive Office of the President Fund Resources:											
Undisbursed Funds	2020		011	1454	000	-----	4,288,000.00	-----	3,150,904.75	-----	1,137,095.25
	2019					886,790.29	-----	-----	678,426.46	-----	208,363.83
	2018					350,741.77	-----	-----	44,145.37	-----	306,596.40
	2017					241,352.89	-----	-----	21,063.97	-----	220,288.92
	2016					491,355.36	-----	-----	-----	-----	491,355.36
	2015					198,714.61	-----	-----	-----	198,714.61	-----
	Subtotal		011	1454	000	2,168,954.92	4,288,000.00	-----	3,894,540.55	198,714.61	2,363,699.76
Total, Special Assistance to the President and the Official Residence of the Vice President						2,651,376.30	4,590,000.00	-----	4,080,779.06	303,091.07	2,857,506.17
Council of Economic Advisers											
General Fund Accounts											
Salaries and Expenses, Council of Economic Advisers, Executive Office of the President Fund Resources:											
Undisbursed Funds	2020		011	1900	000	-----	4,000,000.00	-----	3,359,133.15	-----	640,866.85
	2019					777,252.51	-----	-----	335,300.91	-----	441,951.60
	2018					373,683.26	-----	-----	30,630.43	-----	343,052.83
	2017					580,627.26	-----	-----	177,221.62	-----	403,405.64
	2016					33,221.06	-----	-----	-----	-----	33,221.06
	2015					37,520.24	-----	-----	-----	37,520.24	-----
	Subtotal		011	1900	000	1,802,304.33	4,000,000.00	-----	3,902,286.11	37,520.24	1,862,497.98
Total, Council of Economic Advisers						1,802,304.33	4,000,000.00	-----	3,902,286.11	37,520.24	1,862,497.98
Council on Environmental Quality and Office of Environmental Quality											
General Fund Accounts											

Footnotes at End of Chapter

Appropriations, Outlays, and Balances - Continued

Appropriation or Fund Account Title	Account Symbol				Balances, Beginning of Fiscal Year	Appropriations and Other Obligational Authority ¹	Transfers Borrowings and Investment (Net) ²	Outlays (Net)	Balances Withdrawn and Other Transactions ³	Balances, End of Fiscal Year	
	Period of Availability	ATA	AID	MAIN							SUB
Council on Environmental Quality and Office of Environmental Quality, Executive Fund Resources:											
Undisbursed Funds	2020		011	1453	000	-----	2,994,000.00	-----	2,341,347.25	-----	652,652.75
	2019					392,266.24	-----	-----	282,040.96	-----	110,225.28
	2018					483,645.55	-----	-----	16,573.26	-----	467,072.29
	2017					436,191.47	-----	-----	-----	-----	436,191.47
	2016					19,126.32	-----	-----	-----	-----	19,126.32
	2015					25,049.57	-----	-----	-----	25,049.57	-----
	Subtotal		011	1453	000	1,356,279.15	2,994,000.00	-----	2,639,961.47	25,049.57	1,685,268.11
Management Funds											
Office of Environmental Quality Management Fund, Council on Environmental Quality and Office of Environmental Quality, Executive Office of the President Fund Resources:											
Undisbursed Funds	No Year		011	3963	000	98,873.70	-----	-----	-374,482.42	-----	473,356.12
Total, Council on Environmental Quality and Office of Environmental Quality						1,455,152.85	2,994,000.00	-----	2,265,479.05	25,049.57	2,158,624.23
National Security Council and Homeland Security Council General Fund Accounts											
Salaries and Expenses, National Security Council, Executive Office of the President Fund Resources:											
Undisbursed Funds	2020		011	2000	000	-----	11,500,000.00	-----	8,501,854.59	-----	2,998,145.41
	2019					1,214,001.96	-----	-----	364,519.95	-----	849,482.01
	2018					490,583.73	-----	-----	-296,136.30	-----	786,720.03
	2017					536,061.35	-----	-----	-116,125.02	-----	652,186.37
	2016					38,081.64	-----	-----	-16,803.89	-----	54,885.53
	2015					67,034.03	-----	-----	-144,829.31	211,863.34	-----
	No Year					11,786.52	-----	-----	-76.02	-----	11,862.54
	Subtotal		011	2000	000	2,357,549.23	11,500,000.00	-----	8,292,404.00	211,863.34	5,353,281.89
Total, National Security Council and Homeland Security Council						2,357,549.23	11,500,000.00	-----	8,292,404.00	211,863.34	5,353,281.89
Office of Administration General Fund Accounts											
Salaries and Expenses, Office of Administration, Executive Office of the President Fund Resources:											
Undisbursed Funds	2020		011	0038	000	-----	83,200,000.00	-----	71,068,782.16	-----	12,131,217.84
	2019					13,625,414.08	-----	-----	10,841,887.09	-----	2,783,526.99
	2018					-3,588,462.92	-----	-----	-6,001,361.22	-----	2,412,898.30
	2017-2018					445,305.04	-----	-----	-----	-----	445,305.04
	2017					433,223.34	-----	-----	-771,456.53	-----	1,204,679.87
	2016					800,484.88	-----	-----	-745,815.26	-----	1,546,300.14
	2015					960,983.85	-----	-----	-481,681.36	1,442,665.21	-----

Footnotes at End of Chapter

Appropriations, Outlays, and Balances - Continued

Appropriation or Fund Account Title	Account Symbol				Balances, Beginning of Fiscal Year	Appropriations and Other Obligational Authority ¹	Transfers Borrowings and Investment (Net) ²	Outlays (Net)	Balances Withdrawn and Other Transactions ³	Balances, End of Fiscal Year
	Period of Availability	ATA	AID	MAIN						
	No Year				28,278,852.59	10,800,000.00	-----	11,427,936.79	-----	27,650,915.80
	Subtotal		011	0038	40,955,800.86	94,000,000.00	-----	85,338,291.67	1,442,665.21	48,174,843.98
Presidential Transition Administrative Support, Executive Office of the President Fund Resources: Undisbursed Funds	2017		011	0108	1,116,347.13	-----	-----	-----	-----	1,116,347.13
Intellectual Property Enforcement Coordinator, Executive Office of the President Fund Resources: Undisbursed Funds	2020		011	1751	-----	1,300,000.00	-----	926,542.06	-----	373,457.94
Total, Office of Administration					42,072,147.99	95,300,000.00	-----	86,264,833.73	1,442,665.21	49,664,649.05
Office of Management and Budget										
General Fund Accounts										
Salaries and Expenses, Office of Management and Budget, Executive Office of the President Fund Resources: Undisbursed Funds	2020		011	0300	-----	101,600,000.00	-----	92,901,815.64	-----	8,698,184.36
	2019				13,083,658.31	-----	-----	11,486,581.08	-----	1,597,077.23
	2018				2,279,493.25	-----	-----	2,003,388.25	-----	276,105.00
	2017				152,903.16	-----	-----	8,600.92	-----	144,302.24
	2016				424,228.02	-----	-----	20.30	-----	424,207.72
	2015				500,927.73	-----	-----	2,475.27	498,452.46	-----
	Subtotal		011	0300	16,441,210.47	101,600,000.00	-----	106,402,881.46	498,452.46	11,139,876.55
Total, Office of Management and Budget					16,441,210.47	101,600,000.00	-----	106,402,881.46	498,452.46	11,139,876.55
Office of National Drug Control Policy										
General Fund Accounts										
Salaries and Expenses, Office of National Drug Control Policy, Executive Office of the President Fund Resources: Undisbursed Funds	2020		011	1457	-----	18,400,000.00	-----	14,250,442.57	-----	4,149,557.43
	2019-2020				-----	-----	569,000.00	381,868.95	-----	187,131.05
	2019				7,203,631.60	-----	-569,000.00	2,053,112.69	-----	4,581,518.91
	2018				4,202,558.39	-----	-----	3,204,697.53	-----	997,860.86
	2017-2018				15,955.83	-----	-----	-----	-----	15,955.83
	2017				1,165,866.45	-----	-----	167,270.71	-----	998,595.74
	2016				674,493.61	-----	-----	174,995.60	-----	499,498.01
	2015				1,077,156.35	-----	-----	179,781.77	897,374.58	-----
	No Year				74,034.92	-----	-----	-----	-----	74,034.92
	Subtotal		011	1457	14,413,697.15	18,400,000.00	-----	20,412,169.82	897,374.58	11,504,152.75
Trust Fund Accounts										
Gifts and Donations, the White House Conference on Drug Abuse and Control, Executive Office of the President Fund Resources: Undisbursed Funds	No Year		011	8240	48,942.37	-----	-----	3,812.00	-----	45,130.37

Footnotes at End of Chapter

Appropriations, Outlays, and Balances - Continued

Appropriation or Fund Account Title	Account Symbol				Balances, Beginning of Fiscal Year	Appropriations and Other Obligational Authority ¹	Transfers Borrowings and Investment (Net) ²	Outlays (Net)	Balances Withdrawn and Other Transactions ³	Balances, End of Fiscal Year	
	Period of Availability	ATA	AID	MAIN							SUB
Total, Office of National Drug Control Policy					14,462,639.52	18,400,000.00	-----	20,415,981.82	897,374.58	11,549,283.12	
Office of Science and Technology Policy											
General Fund Accounts											
Office of Science and Technology Policy, Executive Office of the President Fund Resources:											
Undisbursed Funds	2020		011	2600	000	-----	5,544,000.00	-----	3,899,008.29	-----	1,644,991.71
	2019					1,190,137.00	-----	-----	605,803.77	-----	584,333.23
	2018					1,829,904.93	-----	-----	66,196.75	-----	1,763,708.18
	2017					787,123.30	-----	-----	-----	-----	787,123.30
	2016					469,590.47	-----	-----	-----	-----	469,590.47
	2015					243,506.46	-----	-----	-----	243,506.46	-----
	Subtotal		011	2600	000	4,520,262.16	5,544,000.00	-----	4,571,008.81	243,506.46	5,249,746.89
Total, Office of Science and Technology Policy						4,520,262.16	5,544,000.00	-----	4,571,008.81	243,506.46	5,249,746.89
Office of the United States Trade Representative											
General Fund Accounts											
Salaries and Expenses, Office of the United States Trade Representative, Executive Office of the President Fund Resources:											
Undisbursed Funds	2020-2023		011	0400	000	-----	50,000,000.00	-----	2,815,498.85	-----	47,184,501.15
	2020					-----	53,000,000.00	-----	48,821,702.51	-----	4,178,297.49
	2019					4,012,534.23	-----	-----	2,758,791.35	-----	1,253,742.88
	2018					7,691,417.74	-----	-----	45,451.74	-----	7,645,966.00
	2017					6,503,135.43	-----	-----	272,620.14	-----	6,230,515.29
	2016					342,626.32	-----	-----	430.00	-----	342,196.32
	2015					927,414.76	-----	-----	0.02	927,414.74	-----
	No Year					4,641,802.52	1,000,000.00	-----	3,461,540.52	-----	2,180,262.00
	Subtotal		011	0400	000	24,118,931.00	104,000,000.00	-----	58,176,035.13	927,414.74	69,015,481.13
General Fund Payment to the Trade Enforcement Trust Fund, Office of the U.S. Trade Representative, Executive Office of the President Fund Resources:											
Undisbursed Funds	2020-2023		011	1750	000	-----	40,000,000.00	-----	40,000,000.00	-----	-----
	2020					-----	15,000,000.00	-----	15,000,000.00	-----	-----
	Subtotal		011	1750	000	- 0 -	55,000,000.00	-----	55,000,000.00	-----	- 0 -
Trust Fund Accounts											
Trade Enforcement Trust Fund, Office of the U.S. Trade Representative, Executive Office of the President Fund Resources:											
Undisbursed Funds	2020-2023		011	8581	000	-----	5,001,313.30	-----	2,434,388.23	-----	2,566,925.07
	2020					-----	12,505,134.49	-----	9,975,824.30	-----	2,529,310.19
	2019					4,013,982.04	830,724.53	-----	4,710,684.51	-----	134,022.06
	2018					69,999.69	267,137.25	-----	267,137.25	-----	69,999.69
	No Year					26,386,018.60	36,395,690.43	-----	-----	-----	62,781,709.03

Footnotes at End of Chapter

Appropriations, Outlays, and Balances - Continued

Appropriation or Fund Account Title	Account Symbol				Balances, Beginning of Fiscal Year	Appropriations and Other Obligational Authority ¹	Transfers Borrowings and Investment (Net) ²	Outlays (Net)	Balances Withdrawn and Other Transactions ³	Balances, End of Fiscal Year	
	Period of Availability	ATA	AID	MAIN							SUB
Total, Office of the United States Trade Representative	Subtotal		011	8581	000	30,470,000.33	55,000,000.00	-----	17,388,034.29	-----	68,081,966.04
						54,588,931.33	214,000,000.00	-----	130,564,069.42	927,414.74	137,097,447.17
Unanticipated Needs											
General Fund Accounts											
Data-Driven Innovation, Funds Appropriated to the President, Executive Office of the President Fund Resources:											
Undisbursed Funds	No Year		011	0030	000	864,702.62	-----	-----	8,705.31	-----	855,997.31
Information Technology Oversight and Reform, Funds Appropriated to the President, Executive Office of the President Fund Resources:											
Undisbursed Funds	No Year		011	0036	000	15,624,374.27	15,000,000.00	-----	14,526,569.32	-----	16,097,804.95
Transfer To:											
General Services Administration	No Year	047	011	0036	000	-----	-----	-----	-3,922.32	-----	3,922.32
			011	0036	000	15,624,374.27	15,000,000.00	-----	14,522,647.00	-----	16,101,727.27
Unanticipated Needs, Funds Appropriated to the President Fund Resources:											
Undisbursed Funds	2020-2021		011	0037	000	-----	1,000,000.00	-----	-----	-----	1,000,000.00
	2019-2020					1,000,000.00	-----	-----	-----	-----	1,000,000.00
	2018-2019					471,500.36	-----	-----	-----	-----	471,500.36
	2017-2018					800,000.00	-----	-----	-----	-----	800,000.00
	2016-2017					702,814.28	-----	-----	-----	-----	702,814.28
	2015-2016					800,000.00	-----	-----	-----	-----	800,000.00
	2014-2015					800,000.00	-----	-----	-----	800,000.00	-----
			011	0037	000	4,574,314.64	1,000,000.00	-----	-----	800,000.00	4,774,314.64
Special Fund Accounts											
Spectrum Relocation Fund, Executive Office of the President Fund Resources:											
Undisbursed Funds	No Year		011	5512	000	8,024,380,324.05	-604,891,231.00	34,258,830.31	-----	-----	7,453,747,923.36
Total, Unanticipated Needs						8,045,443,715.58	-588,891,231.00	34,258,830.31	14,531,352.31	800,000.00	7,475,479,962.58
National Space Council											
General Fund Accounts											
National Space Council Fund Resources:											
Undisbursed Funds	2020		011	0048	000	-----	1,965,000.00	-----	1,111,457.41	-----	853,542.59
	2019					1,142,885.68	-----	-----	428,255.40	-----	714,630.28
	2018					1,665,696.01	-----	-----	329.32	-----	1,665,366.69
			011	0048	000	2,808,581.69	1,965,000.00	-----	1,540,042.13	-----	3,233,539.56
Total, National Space Council						2,808,581.69	1,965,000.00	-----	1,540,042.13	-----	3,233,539.56
Deductions for Offsetting Receipts											
Proprietary Receipts from the Public						-----	-314,783.14	-----	-314,783.14	-----	-----
Intrabudgetary Receipts Deducted by Agency						-----	-55,025,456.04	-----	-55,025,456.04	-----	-----

Footnotes at End of Chapter

Appropriations, Outlays, and Balances - Continued

Appropriation or Fund Account Title	Account Symbol					Balances, Beginning of Fiscal Year	Appropriations and Other Obligational Authority ¹	Transfers Borrowings and Investment (Net) ²	Outlays (Net)	Balances Withdrawn and Other Transactions ³	Balances, End of Fiscal Year
	Period of Availability	ATA	AID	MAIN	SUB						
Total, Offsetting Receipts						-----	-55,340,239.18	-----	-55,340,239.18	-----	-----
Total, Executive Office of the President						8,213,902,857.52	-115,057,470.18	34,258,830.31	402,421,592.51	6,057,051.58	7,724,625,573.56

Footnotes at End of Chapter

Appropriations, Outlays, and Balances - Continued

Footnotes

- 1 The amounts in this column, unless otherwise footnoted, represent appropriations, increases and rescissions in borrowing authority or new contract authority. Appropriation accounts with appropriation transfer activity are presented in Table 1 (Appropriations and Appropriation Transfers) at the end of this chapter.
- 2 The amounts in this column, unless otherwise footnoted, represent transfers - other than appropriation transfers, borrowings (gross), investments (net), unrealized discounts or funds held outside the Treasury.
- 3 The amounts in this column, unless otherwise footnoted, represent obligated balances canceled for fiscal year 2015 pursuant to 31 U.S.C. 1553 and adjustments to borrowing and contract authority.

Footnotes

Table 1 - Appropriations and Appropriation Transfers - Executive Office of the President

AID	ATA	Period of Availability	MAIN	Net Appropriations and Appropriation Transfers	Appropriation Amount	Net Appropriation Transfers	AID Involved	ATA Involved	Period of Availability Involved	MAIN Involved	Amount From or To (-)
011		X	0038	10,800,000.00	0.00	10,800,000.00	011		20	0038	10,800,000.00
011		20	0038	83,200,000.00	94,000,000.00	-10,800,000.00	011		X	0038	-10,800,000.00
011		X	5512	-604,891,231.00	0.00	-604,891,231.00	017		X	1106	-2,700,000.00
							017		X	1109	-14,618,000.00
							017		X	1319	-132,632,075.00
							017		X	1506	-57,789,721.00
							017		X	1804	-16,680,564.00
							017		X	1810	-37,274,001.00
							021		X	2020	-5,461,000.00
							021		X	2031	-145,129,000.00
							021		X	2035	-24,850,687.00
							021		X	2040	-9,137,040.00
							057		X	3080	-3,437,583.00
							057		X	3400	-15,331,024.00
							057		X	3600	-60,657,547.00
							097		X	0100	-11,870,145.00
							097		X	0400	-67,322,844.00
011		X	8581	-18,604,309.57	0.00	-18,604,309.57	011		18	8581	-267,137.25
							011		19	8581	-830,724.53
							011		20	8581	-12,505,134.49
							011		2023	8581	-5,001,313.30
011		18	8581	267,137.25	0.00	267,137.25	011		X	8581	267,137.25
011		19	8581	830,724.53	0.00	830,724.53	011		X	8581	830,724.53
011		20	8581	12,505,134.49	0.00	12,505,134.49	011		X	8581	12,505,134.49
011		2023	8581	5,001,313.30	0.00	5,001,313.30	011		X	8581	5,001,313.30
Total				-510,891,231.00	94,000,000.00	-604,891,231.00					-604,891,231.00

This Page Left Blank Intentionally

Appropriations, Outlays, and Balances - Continued

Appropriation or Fund Account Title	Account Symbol				Balances, Beginning of Fiscal Year	Appropriations and Other Obligational Authority ¹	Transfers Borrowings and Investment (Net) ²	Outlays (Net)	Balances Withdrawn and Other Transactions ³	Balances, End of Fiscal Year
	Period of Availability	ATA	AID	MAIN						
General Services Administration										
Special Fund Accounts										
Asset Proceeds and Space Management Fund, General Services Administration Fund Resources: Undisbursed Funds	No Year		047	5594	000	⁴ 30,000,000.00	-----	-----	-----	30,000,000.00
Real Property Activities										
General Fund Accounts										
Real Property Relocation, General Services Administration Fund Resources: Undisbursed Funds	No Year		047	0535	000	11,380,887.14	-----	-----	-----	11,380,887.14
Asset Proceeds and Space Management Fund, General Services Administration Fund Resources: Undisbursed Funds	No Year		047	0614	000	⁴ -----	-----	-----	-----	-----
Special Fund Accounts										
Expenses, Disposal of Surplus Real and Related Personal Property, General Services Administration Fund Resources: Undisbursed Funds	2020		047	5254	000	-----	2,000,000.00	-----	322,377.36	1,677,622.64
	2019					1,202,553.10	-----	-----	91,126.84	1,111,426.26
	2018					1,296,108.35	-----	-----	-----	1,296,108.35
	2017					1,392,364.76	-----	-----	-365.00	1,392,729.76
	2016					1,120,500.81	-----	-----	-----	1,120,500.81
	2015					380,193.44	-----	-----	-----	380,193.44
	Subtotal		047	5254	000	5,391,720.46	2,000,000.00	-----	413,139.20	6,598,387.82
Intragovernmental Funds										
Federal Buildings Fund, General Services Administration Fund Resources: Undisbursed Funds	2013-2015		047	4542	001	5,897,789.34	-----	-----	-----	5,897,789.34
	No Year					11,896,149,062.32	275,000,000.00	-----	-316,564,474.95	⁵ 9,757.62
Funds Held Outside the Treasury						15,000.00	-----	-----	-----	15,000.00
Authority to Borrow from the Treasury						26,937,162.78	-----	-----	-----	26,937,162.78
	Subtotal		047	4542	001	11,928,999,014.44	275,000,000.00	-----	-316,564,474.95	5,907,546.96
Federal Buildings Fund - Recovery Act, General Services Administration Fund Resources: Undisbursed Funds	2015-2016		047	4543	001	715,655.14	-----	-----	-158,755.61	874,410.75
	2014-2015					2,370,440.88	-----	-----	322,362.95	2,048,077.93
	Subtotal		047	4543	001	3,086,096.02	-----	-----	163,607.34	2,048,077.93
Trust Fund Accounts										
Unconditional Gifts of Real, Personal, or Other Property, General Services Administration Fund Resources: Undisbursed Funds	No Year		047	8198	000	282,147.49	-----	-----	-----	282,147.49

Footnotes at End of Chapter

Appropriations, Outlays, and Balances - Continued

Appropriation or Fund Account Title	Account Symbol				Balances, Beginning of Fiscal Year	Appropriations and Other Obligational Authority ¹	Transfers Borrowings and Investment (Net) ²	Outlays (Net)	Balances Withdrawn and Other Transactions ³	Balances, End of Fiscal Year	
	Period of Availability	ATA	AID	MAIN							SUB
Total, Real Property Activities					11,949,139,865.55	277,000,000.00	-----	-315,987,728.41	8,335,818.33	12,533,791,775.63	
Supply and Technology Activities											
General Fund Accounts											
Technology Modernization Fund, General Services Administration Fund Resources:											
Undisbursed Funds	No Year		047	0616	000	84,762,266.97	25,000,000.00	-28,747,813.00	-5,579,396.10	-----	86,593,850.07
Special Fund Accounts											
Expenses of Transportation Audit Contracts and Contract Administration, General Services Administration Fund Resources:											
Undisbursed Funds	2020		047	5250	000	-----	10,845,966.00	-----	7,585,308.06	-----	3,260,657.94
	2019					9,428,501.29	-----	-----	3,415,656.41	-----	6,012,844.88
	2018					8,364,782.02	-----	-----	6,488.67	-----	8,358,293.35
	2017					4,104,555.70	-----	-----	31,961.63	-----	4,072,594.07
	2016					3,165,554.06	-----	-----	9,297.82	-----	3,156,256.24
	2015					2,753,034.05	-----	-----	-25,272.27	2,778,306.32	-----
	Subtotal		047	5250	000	27,816,427.12	10,845,966.00	-----	11,023,440.32	2,778,306.32	24,860,646.48
Intragovernmental Funds											
Acquisition Services Fund, General Services Administration Fund Resources:											
Undisbursed Funds	No Year		047	4534	001	* 1,143,479,356.26	-----	-----	-134,012,948.51	* 10,140,630.00	1,267,351,674.77
Total, Supply and Technology Activities						1,256,058,050.35	35,845,966.00	-28,747,813.00	-128,568,904.29	12,918,936.32	1,378,806,171.32
General Activities											
General Fund Accounts											
Allowances and Office Staff for Former Presidents, General Services Administration Fund Resources:											
Undisbursed Funds	2020		047	0105	000	-----	3,851,000.00	-----	3,377,358.70	-----	473,641.30
	2019					912,292.27	-----	-----	116,566.68	-----	795,725.59
	2018					385,752.68	-----	-----	-----	-----	385,752.68
	2017					274,219.54	-----	-----	-----	-----	274,219.54
	2016					188,173.21	-----	-----	-----	-----	188,173.21
	2015					233,071.04	-----	-----	-----	233,071.04	-----
	Subtotal		047	0105	000	1,993,508.74	3,851,000.00	-----	3,493,925.38	233,071.04	2,117,512.32
Expenses, Presidential Transition, General Services Administration Fund Resources:											
Undisbursed Funds	2017		047	0107	000	820,773.18	-----	-----	-----	-----	820,773.18
Office of Inspector General, General Services Administration Fund Resources:											
Undisbursed Funds	2020		047	0108	000	-----	67,000,000.00	-----	60,116,388.62	-----	6,883,611.38
	2019					5,326,021.77	-----	-----	4,135,899.03	-----	1,190,122.74
	2018					1,623,782.15	-----	-----	123,204.34	-----	1,500,577.81
	2017					1,099,822.95	-----	-----	43,097.12	-----	1,056,725.83

Footnotes at End of Chapter

Appropriations, Outlays, and Balances - Continued

Appropriation or Fund Account Title	Account Symbol				Balances, Beginning of Fiscal Year	Appropriations and Other Obligational Authority ¹	Transfers Borrowings and Investment (Net) ²	Outlays (Net)	Balances Withdrawn and Other Transactions ³	Balances, End of Fiscal Year	
	Period of Availability	ATA	AID	MAIN							SUB
	2016				1,777,957.18	-----	-----	-----	-----	1,777,957.18	
	2015				5,387,924.63	-----	-5,325,000.00	6,693.63	56,231.00	-----	
	No Year				5,532,756.19	-----	-----	1,697,244.36	-----	3,835,511.83	
	Subtotal		047	0108	000	20,748,264.87	67,000,000.00	-5,325,000.00	66,122,527.10	56,231.00	16,244,506.77
Operating Expenses, General Services Administration Fund Resources:											
Undisbursed Funds	2020		047	0110	000	-----	49,440,000.00	-----	39,060,342.42	-----	10,379,657.58
	2019				5,934,959.22	-----	-----	4,051,007.18	-----	1,883,952.04	
	2018				1,297,939.04	-----	-----	24,136.41	-----	1,273,802.63	
	2017				3,499,202.43	-----	-----	-----	-----	3,499,202.43	
	2016				3,097,425.44	-----	-----	1,175.52	-----	3,096,249.92	
	2015				3,664,195.51	-----	-3,344,019.00	-2,131.69	322,308.20	-----	
	No Year				771,821.15	3,000,000.00	-----	-----	-----	3,771,821.15	
	Subtotal		047	0110	000	18,265,542.79	52,440,000.00	-3,344,019.00	43,134,529.84	322,308.20	23,904,685.75
Expenses, Government-Wide Policy, General Services Administration Fund Resources:											
Undisbursed Funds	2020-2021		047	0401	000	-----	-----	-----	-25,739,871.00	-----	25,739,871.00
	2020				-----	64,000,000.00	-----	-----	36,898,030.84	-----	27,101,969.16
	2019-2020				22,638,243.00	-----	-100,000.00	12,238,810.71	-----	10,299,432.29	
	2019				22,058,034.00	-----	-----	17,689,389.84	-----	4,368,644.16	
	2018-2019				10,597,328.42	-----	-----	6,499,073.95	-----	4,098,254.47	
	2018				3,395,721.52	-----	-----	2,221,394.60	-----	1,174,326.92	
	2017-2018				2,041,096.97	-----	-----	640,497.16	-----	1,400,599.81	
	2017				538,966.58	-----	-----	0.03	-----	538,966.55	
	2016-2017				4,158,031.93	-----	-----	2,042,809.13	-----	2,115,222.80	
	2016				596,310.98	-----	-----	71,255.00	-----	525,055.98	
	2015-2016				466,760.84	-----	-----	135,855.97	-----	330,904.87	
	2015				1,134,099.91	-----	-1,034,496.00	-----	99,603.91	-----	
	2014-2015				846,307.47	-----	-----	846,307.47	-----	-----	
	Subtotal		047	0401	000	68,470,901.62	64,000,000.00	-1,134,496.00	53,543,553.70	99,603.91	77,693,248.01
Pre-Election Presidential Transition, General Services Administration Fund Resources:											
Undisbursed Funds	2020-2021		047	0603	000	-----	9,620,000.00	-----	1,803,476.87	-----	7,816,523.13
	2016-2017				5,827,248.75	-----	-----	-----	-----	5,827,248.75	
	Subtotal		047	0603	000	5,827,248.75	9,620,000.00	-----	1,803,476.87	-----	13,643,771.88
Civilian Board of Contract Appeals, General Services Administration Fund Resources:											
Undisbursed Funds	2020		047	0610	000	-----	9,301,000.00	-----	8,304,013.55	-----	996,986.45
	2019				989,606.57	-----	-----	527,414.85	-----	462,191.72	
	2018				271,180.41	-----	-----	-----	-----	271,180.41	
	Subtotal		047	0610	000	1,260,786.98	9,301,000.00	-----	8,831,428.40	-----	1,730,358.58
Special Fund Accounts											

Footnotes at End of Chapter

Appropriations, Outlays, and Balances - Continued

Appropriation or Fund Account Title	Account Symbol				Balances, Beginning of Fiscal Year	Appropriations and Other Obligational Authority ¹	Transfers Borrowings and Investment (Net) ²	Outlays (Net)	Balances Withdrawn and Other Transactions ³	Balances, End of Fiscal Year
	Period of Availability	ATA	AID	MAIN						
Acquisition Workforce Training Fund, General Services Administration Fund Resources:										
Undisbursed Funds	2020-2022		047	5381	000	----- 11,279,906.74	----- -----	----- -----	----- -----	----- 11,279,906.74
	2019-2021					8,224,448.97	----- 2,277,347.98	----- 1,718,749.31	----- -----	----- 8,783,047.64
	2018-2020					8,043,536.15	----- -----	----- 3,843,679.58	----- -----	----- 4,199,856.57
	2017-2019					3,333,820.04	----- -----	----- 2,120,259.16	----- -----	----- 1,213,560.88
	2016-2018					352,901.53	----- -----	----- 216,212.91	----- -----	----- 136,688.62
	2015-2017					158,542.68	----- -----	----- -----	----- -----	----- 158,542.68
	2014-2016					439,061.25	----- -----	----- -----	----- -----	----- 439,061.25
	2013-2015					253,419.53	----- -----	----- -----	----- 253,419.53	----- -----
Subtotal			047	5381	000	20,805,730.15	----- 13,557,254.72	----- 7,898,900.96	----- 253,419.53	----- 26,210,664.38
Environmental Review Improvement Fund, General Services Administration Fund Resources:										
Undisbursed Funds	No Year		047	5640	000	3,121,320.46	----- -1,008,342.00	----- 1,270,761.66	----- -----	----- 842,216.80
Intragovernmental Funds										
Working Capital Fund, General Services Administration Fund Resources:										
Undisbursed Funds	No Year		047	4540	001	347,889,305.37	----- 1,500,000.00	----- 13,784,578.00	----- -2,973,441.61	----- 366,147,324.98
Federal Citizen Services Fund, General Services Administration Fund Resources:										
Undisbursed Funds	No Year		047	4549	001	40,705,653.00	----- 73,650,000.00	----- -----	----- 62,801,664.50	----- 51,553,988.50
Total, General Activities						529,909,035.91	----- 294,919,254.72	----- 2,972,721.00	----- 245,927,326.80	----- 964,633.68
Deductions for Offsetting Receipts										
Proprietary Receipts from the Public						----- -----	----- -53,599,818.95	----- -53,599,818.95	----- -----	----- -----
Intrabudgetary Receipts Deducted by Agency						----- -----	----- -12,961,141.61	----- -12,961,141.61	----- -----	----- -----
Total, Offsetting Receipts						----- -----	----- -66,560,960.56	----- -66,560,960.56	----- -----	----- -----
Total, General Services Administration						13,765,106,951.81	----- 541,204,260.16	----- -25,775,092.00	----- -265,190,266.46	----- 22,219,388.33
										14,523,506,998.10

Footnotes at End of Chapter

Footnotes

- 1 The amounts in this column, unless otherwise footnoted, represent appropriations, increases and rescissions in borrowing authority or new contract authority. Only appropriations with appropriation transfer activity are presented in Table 1 (Appropriations and Appropriation Transfers). Since the General Services Administration had no transfer activity during fiscal year 2020, Table 1 does not appear.
- 2 The amounts in this column, unless otherwise footnoted, represent transfers - other than appropriation transfers, borrowings (gross), investments (net), unrealized discounts or funds held outside the Treasury.
- 3 The amounts in this column, unless otherwise footnoted, represent obligated balances canceled for fiscal year 2015 pursuant to 31 U.S.C. 1553 and adjustments to borrowing and contract authority.
- 4 The opening balance(s) of the following account(s) have been adjusted during the current fiscal year and do not agree with last year's closing balance(s):

<u>Account Symbol: (ATA, AID, POA, MAIN, SUB)</u>	<u>Adjustment</u>
047 X 5594 000 - Undi sbursed Funds	\$30,000,000.00
047 X 0614 000 - Undi sbursed Funds	-\$30,000,000.00
047 x 4534 000 = Undisbursed Funds	-\$10,312,374.39

- 5 Represents capital transfer to miscellaneous receipts.

This Page Left Blank Intentionally

Appropriations, Outlays, and Balances - Continued

Appropriation or Fund Account Title	Account Symbol				Balances, Beginning of Fiscal Year	Appropriations and Other Obligational Authority ¹	Transfers Borrowings and Investment (Net) ²	Outlays (Net)	Balances Withdrawn and Other Transactions ³	Balances, End of Fiscal Year	
	Period of Availability	ATA	AID	MAIN							SUB
International Assistance Programs											
Millennium Challenge Corporation											
General Fund Accounts											
Global Health Programs, State Fund Resources: Transfer To: Millennium Challenge Corporation	No Year	524	019	1031	077	4,866,552.76	-----	-----	3,200,229.44	-----	1,666,323.32
Expenses, Millennium Challenge Corporation Fund Resources: Undisbursed Funds Transfer To: United States Agency for International Development	No Year		524	2750	000	5,476,562,083.57	905,000,000.00	242,165.01	607,381,355.84	-----	5,774,422,892.74
	No Year	072	524	2750	000	247,064.53	-----	-242,165.01	-5,699.38	-----	10,598.90
	Subtotal		524	2750	000	5,476,809,148.10	905,000,000.00	-----	607,375,656.46	-----	5,774,433,491.64
Deductions for Offsetting Receipts											
Proprietary Receipts from the Public						-----	-203,215.15	-----	-203,215.15	-----	-----
Total, Millennium Challenge Corporation						5,481,675,700.86	904,796,784.85	-----	610,372,670.75	-----	5,776,099,814.96
International Security Assistance											
General Fund Accounts											
Peacekeeping Operations, International Security Assistance, State Fund Resources: Undisbursed Funds	2018		011	1032	000	-----	-----	163.00	-----	-----	163.00
	2015					-----	-----	599,322.24	-----	599,322.24	-----
	2014-2015					-----	-----	134,912.27	-----	134,912.27	-----
	2011-2015					-----	-----	806,188.39	-----	806,188.39	-----
Transfer To: State	2018-2023	019	011	1032	000	-----	-----	1,060,013.00	-----	-----	1,060,013.00
	2018-2022					-----	-----	2,943,057.00	-----	-----	2,943,057.00
	2017-2022					9,981.00	-----	6,869,402.00	-----	-----	6,879,383.00
	2020-2021					-----	335,213,000.00	-----	82,763,988.25	-----	252,449,011.75
	2017-2021					-----	-----	3,516,893.00	-----	-----	3,516,893.00
	2016-2021					3,667,310.00	-----	23,536,523.00	5,349.36	-----	27,198,483.64
	2020					-----	122,135,000.00	-----	52,681,366.37	-----	69,453,633.63
	2019-2020					330,410,057.32	-----	-40,000,000.00	167,941,487.18	-----	122,468,570.14
	2016-2020					2,830,239.03	-----	10,627,190.00	639,681.10	-----	12,817,747.93
	2015-2020					8,351,066.38	-----	9,472,799.00	92,623.18	-----	17,731,242.20
	2019					132,129,205.64	-----	-----	93,114,087.50	-----	39,015,118.14
	2018-2019					157,348,080.72	-----	-1,060,013.00	117,022,534.25	-----	39,265,533.47
	2015-2019					13,755,241.37	-----	-----	9,607,111.80	-----	4,148,129.57
	2014-2019					2,917,062.41	-----	-----	1,724,230.21	-----	1,192,832.20
	2018					14,203,549.30	-----	-----	7,674,077.18	-----	3,586,252.12
	2017-2018					79,380,307.15	-----	-2,943,220.00	55,800,727.99	-----	16,710,177.16
	2014-2018					4,613,688.65	-----	-6,869,402.00	1,328,063.94	-----	3,285,624.71
	2013-2018					169,869.94	-----	-----	-----	-----	169,869.94
	2017					3,980,700.82	-----	-----	-3,516,893.00	-----	2,997,510.51
	2016-2017					35,471,043.54	-----	-----	-509,541.30	-----	12,444,061.84
	2013-2017					1,625,199.80	-----	-----	-23,536,523.00	-----	1,585,077.87
	2012-2017					326,108.12	-----	-----	40,121.93	-----	305,751.72
	2016					4,146,011.01	-----	-----	20,356.40	-----	431,934.30
	2015-2016					13,026,312.07	-----	-----	-6,913,113.29	-----	335,272.81
	2012-2016					336,373.23	-----	-----	-4,800,987.74	-----	302,503.99
	2015					696,232.94	-----	-----	33,869.24	-----	96,910.70
	2014-2015					198,232.15	-----	-----	-599,322.24	-----	63,319.88
	2011-2015					823,709.42	-----	-----	-134,912.27	-----	17,521.03
	No Year					97,082.31	-----	-----	-806,188.39	-----	97,082.31
	Subtotal		011	1032	000	810,512,664.32	457,348,000.00	-48,019,228.00	575,910,082.47	1,540,422.90	642,390,930.95
Global Security Contingency Fund, International Security Assistance, State Fund Resources: Transfer To: State Defense	No Year	019	011	1041	000	20,440,511.35	-----	-----	2,270,137.51	-----	18,170,373.84
	No Year	097	011	1041	000	18,270,455.74	-----	-----	662,134.69	-----	17,608,321.05

Footnotes at End of Chapter

Appropriations, Outlays, and Balances - Continued

Appropriation or Fund Account Title	Account Symbol				Balances, Beginning of Fiscal Year	Appropriations and Other Obligational Authority ¹	Transfers Borrowings and Investment (Net) ²	Outlays (Net)	Balances Withdrawn and Other Transactions ³	Balances, End of Fiscal Year
	Period of Availability	ATA	AID	MAIN SUB						
	Subtotal		011	1041	000	-----	-----	2,932,272.20	-----	35,778,694.89
Nonproliferation and Disarmament Fund, Funds Appropriated to the President Fund Resources:										
Transfer To:										
State	No Year	019	011	1071	000	-----	-----	6,811.46	-----	45,334.70
Non-Proliferation, Anti-Terrorism, Demining and Related Programs, International Security Assistance, State Fund Resources:										
Undisbursed Funds	2019-2020		011	1075	000	-----	-35,000,000.00	-----	-----	-----
	2015					-----	227,910.00	-----	227,910.00	-----
	2014-2015					-----	24,315,395.93	-----	24,315,395.93	-----
	2011-2015					-----	227,674.64	-----	227,674.64	-----
	2010-2015					-----	1,439,899.08	-----	1,439,899.08	-----
	No Year					-----	97,077.00	-----	-----	97,077.00
Transfer To:										
State	2018-2023	019	011	1075	000	-----	7,060,159.00	440,071.24	-----	6,620,087.76
	2017-2022					-----	7,237,977.00	2,937,288.42	-----	5,806,185.58
	2020-2021					-----	865,750,000.00	109,012,792.68	-----	756,737,207.32
	2016-2021					-----	17,008,296.11	8,048,987.97	-----	15,721,180.14
	2019-2020					-----	701,902,392.61	1,550,000.00	-----	540,404,560.58
	2015-2020					-----	16,459,481.11	8,702,285.00	-----	19,598,196.97
	2018-2019					-----	573,490,588.92	-7,060,159.00	-----	317,679,756.18
	2014-2019					-----	16,952,512.40	6,931,689.12	-----	10,020,823.28
	2017-2018					-----	252,491,787.81	-7,237,977.00	-----	145,624,887.56
	2013-2018					-----	2,256,968.56	829,960.57	-----	1,427,007.99
	2016-2017					-----	172,318,483.43	-6,761,872.00	-----	122,279,753.44
	2012-2017					-----	1,234,461.68	31,435.95	-----	1,203,025.73
	2015-2016					-----	39,873,290.44	-8,702,285.00	-----	28,852,631.77
	2012-2016					-----	451,884.85	37,579.22	-----	414,305.63
	2011-2016					-----	482,488.98	-----	-----	482,488.98
	2015					-----	227,910.00	-227,910.00	-----	-----
	2014-2015					-----	26,690,081.13	-24,315,395.93	-----	-----
	2011-2015					-----	227,674.64	-227,674.64	-----	-----
	2010-2015					-----	1,439,899.08	-1,439,899.08	-----	-----
	No Year					-----	280,534,817.90	15,450,000.00	-----	300,642,102.33
	Subtotal		011	1075	000	-----	2,140,645,593.65	895,750,000.00	-18,000,000.00	718,573,435.76
International Military Education and Training, Funds Appropriated to the President Fund Resources:										
Undisbursed Funds	2020-2021		011	1081	000	-----	23,064,785.00	-----	-----	23,064,785.00
	2019-2021					-----	-----	315,379.00	-----	315,379.00
	2020					-----	15,060,654.24	-----	-----	15,060,654.24
	2019-2020					-----	11,000,000.00	-8,800,055.00	-----	2,199,945.00
	2016-2020					-----	-----	2,354,084.00	-----	2,354,084.00
	2019					-----	390,179.50	-----	-----	390,179.50
	2018-2019					-----	518,390.00	-----	-----	518,390.00
	2015-2019					-----	603,718.51	-----	-----	603,718.51
	2018					-----	229,629.00	-----	-----	229,629.00
	2017-2018					-----	31,908.00	-----	-----	31,908.00
	2014-2018					-----	1,672,895.20	-----	-----	1,672,895.20
	2016					-----	452,208.00	-183,341.00	-----	268,867.00
	2015-2016					-----	146,277.00	-----	-----	146,277.00
	2015					-----	-----	3,726,201.30	3,726,201.30	-----
	2014-2015					-----	307.00	372,590.73	-----	372,897.73
	No Year					-----	3,893,225.00	-----	-----	3,893,225.00
Transfer To:										
Navy	2020	017	011	1081	000	-----	20,833,105.00	-----	-----	17,852,947.40
	2019					-----	22,583,865.88	13,888,020.82	-----	8,695,845.06
	2018-2019					-----	2,431,962.64	1,669,123.27	-----	762,839.37
	2015-2019					-----	3,908,060.58	2,351,592.54	-----	1,556,468.04
	2018					-----	7,919,890.64	1,171,769.44	-----	6,748,121.20
	2017-2018					-----	292,220.95	1,900.05	-----	290,320.90
	2014-2018					-----	1,025,794.06	85,220.25	-----	940,573.81
	2017					-----	7,373,740.76	105,533.75	-----	7,268,207.01
	2016-2017					-----	180,550.55	770.35	-----	179,780.20
	2016					-----	7,009,200.06	-837.41	-----	1,033,970.47
	2015-2016					-----	85,358.40	-1,132.10	-----	86,490.50
	2015					-----	1,927,178.42	-2,031,384.07	-----	-----

Footnotes at End of Chapter

Appropriations, Outlays, and Balances - Continued

Appropriation or Fund Account Title	Account Symbol				Balances, Beginning of Fiscal Year	Appropriations and Other Obligational Authority ¹	Transfers Borrowings and Investment (Net) ²	Outlays (Net)	Balances Withdrawn and Other Transactions ³	Balances, End of Fiscal Year
	Period of Availability	ATA	AID	MAIN SUB						
Army	2014-2015 No Year				163,329.20	-----	-163,329.20	-----	-----	-----
	2020	021	011	1081	2,649,629.76	-----	-7,000.00	-----	-----	-----
	2019-2020				-----	38,034,117.00	-----	305,000.93	-----	2,337,628.83
	2016-2020				-----	-----	4,305,574.00	8,379,946.81	-----	29,654,170.19
	2019				-----	-----	4,482,815.00	466,595.11	-----	3,838,978.89
	2018-2019				27,755,321.18	-----	-----	154,831.08	-----	4,327,983.92
	2015-2019				4,427,827.59	-----	-----	19,358,996.54	-----	8,396,324.64
	2018				4,220,173.74	-----	-----	3,395,649.30	-----	1,032,178.29
	2017-2018				9,299,037.25	-----	-----	2,533,342.06	-----	1,686,831.68
	2014-2018				676,892.81	-----	-----	1,360,543.27	-----	7,938,493.98
	2017				317,659.69	-----	-----	582,410.15	-----	94,482.66
	2016-2017				6,564,201.26	-----	-----	4,016.04	-----	313,643.65
	2016				478,689.16	-----	-----	-751,528.30	-----	7,315,729.56
	2015-2016				6,118,048.50	-----	-5,387,806.00	423,896.26	-----	54,792.90
	2015				509,851.87	-----	-----	173,105.90	-----	557,136.60
2014-2015				2,705,506.31	-----	-1,523,741.00	444,025.83	-----	65,826.04	
2015				151,741.81	-----	-----	1,181,765.31	-----	-----	
2014-2015 No Year				3,129,505.65	-----	-133,824.08	17,917.73	-----	-----	
2020	057	011	1081	-----	13,823,027.00	7,000.00	954,059.51	-----	2,182,446.14	
2019-2020				-----	-----	-----	2,646,389.36	-----	11,176,637.64	
2016-2020				-----	-----	1,285,133.00	242,871.65	-----	1,042,261.35	
2019				-----	-----	2,150,218.00	56,711.30	-----	2,093,506.70	
2018-2019				10,511,017.37	-----	-----	7,223,919.39	-----	3,287,097.98	
2015-2019				1,338,467.19	-----	-----	785,103.25	-----	553,363.94	
2018				2,428,085.90	-----	-----	1,412,716.31	-----	1,015,369.59	
2017-2018				1,739,006.64	-----	-----	-17,528.37	-----	1,756,535.01	
2014-2018				51,868.11	-----	-----	19,550.10	-----	32,318.01	
2017				907,274.55	-----	-----	271,655.71	-----	635,618.84	
2016-2017				2,506,851.78	-----	-----	354.25	-----	2,506,497.53	
2016				13,863.50	-----	-----	-----	-----	13,863.50	
2015-2016				2,844,182.06	-----	-2,652,056.00	-784.16	-----	192,910.22	
2015				96,517.52	-----	-----	-----	-----	96,517.52	
2014-2015				113,580.00	-----	-171,076.23	-57,496.23	-----	-----	
2015				75,437.45	-----	-75,437.45	-----	-----	-----	
2014-2015 No Year				2,411,658.44	-----	-----	150,931.92	-----	2,260,726.52	
2020	097	011	1081	-----	2,109,311.76	-----	230,251.04	-----	1,879,060.72	
2019-2020				-----	-----	2,893,969.00	26,687.97	-----	2,867,281.03	
2016-2020				-----	-----	5,212,153.00	111,155.13	-----	5,100,997.87	
2019				105,154.00	-----	-----	-----	-----	105,154.00	
Subtotal		011	1081	000	167,986,940.44	112,925,000.00	-----	74,234,975.06	4,099,099.03	202,577,866.35
Foreign Military Financing Program, Funds Appropriated to the President Fund Resources: Undisbursed Funds										
2019-2023		011	1082	000	-----	-----	2,000,000.00	-----	-----	2,000,000.00
2018-2022					1,322,239.63	-----	97,389.77	-----	-----	1,419,629.40
2020-2021					-----	1,655,927,000.00	-----	-----	-----	1,655,927,000.00
2020					-----	100,000.00	-----	-----	-----	100,000.00
2019-2020					482,188,000.00	-----	-482,188,000.00	-----	-----	-----
2019					2,664,960.66	-----	-1,949,299.32	-----	-----	715,661.34
2015-2019					-----	-----	11,177,556.39	-----	-----	11,177,556.39
2018					0.21	-----	48,345.73	-----	-----	48,345.94
2017-2018					56,289,411.91	-----	-----	-----	-----	56,289,411.91
2017					1,935,035.69	-----	157,347.00	-----	-----	2,092,382.69
2016					11,869,132.45	-----	259,939.79	-----	-----	12,129,072.24
2015					11,668,403.07	-----	-11,668,403.07	-----	-----	-----
2011-2015					-----	-----	140,405,939.64	-----	140,405,939.64	-----
Transfer To: Navy										
2018-2022	017	011	1082	000	295,625.29	-----	-----	10,447.13	-----	285,178.16
2020					-----	1,401,154.00	-----	1,287,178.68	-----	113,975.32
2019					367,095.31	-----	-50,700.68	316,394.63	-----	-----
2018					1,296,187.80	-----	-28,478.00	24,296.26	-----	1,243,413.54
2017					255,590.49	-----	-157,347.00	-----	-----	98,243.49
2016					286,668.03	-----	-259,268.00	-----	-----	27,400.03
2015					669,129.07	-----	-669,153.47	-24.40	-----	-----
2019-2023	019	011	1082	000	-----	-----	324,217.00	-----	-----	324,217.00
2020					-----	3,780,964.00	-----	3,386,594.39	-----	394,369.61
2016-2020					34.59	-----	-----	-----	-----	34.59
2019					3,691,463.30	-----	-324,217.00	3,299,048.50	-----	68,197.80
2015-2019					18,968.75	-----	-----	1,901.18	-----	17,067.57
2018					2,177.46	-----	-----	-----	-----	2,177.46
2017					1,061.25	-----	-----	-----	-----	1,061.25
2016					1,395.89	-----	-----	-----	-----	1,395.89
2015					17,983.83	-----	-17,983.83	-----	-----	-----

Footnotes at End of Chapter

Appropriations, Outlays, and Balances - Continued

Appropriation or Fund Account Title	Account Symbol				Balances, Beginning of Fiscal Year	Appropriations and Other Obligational Authority ¹	Transfers Borrowings and Investment (Net) ²	Outlays (Net)	Balances Withdrawn and Other Transactions ³	Balances, End of Fiscal Year	
	Period of Availability	ATA	AID	MAIN							SUB
Army	2018-2022	021	011	1082	000						
	2020										
	2019					2,422,050.73	-97,389.77	-97,389.77		169,817.59	
	2018							2,252,233.14		166,749.14	
	2017							199,374.24		7,282.07	
	2016							97,390.90		2,779,263.33	
	2015									416,154.56	
Air Force	2020	057	011	1082	000						
	2019					1,216,000.00				327,303.73	
	2018							888,696.27		653,645.34	
	2017							349,788.85		174,501.73	
	2016							21,416.27		47,727.41	
	2015									34,599.77	
Defense	2018-2022	097	011	1082	000						
	2020-2021										
	2017-2021					155,982,000.00	3,676,488.00	3,705,512.52		2,175,781.62	
	2020									155,982,000.00	
	2019-2020										
	2015-2020					4,336,094,831.27	3,914,872.00	3,914,872.00		996,025,266.01	
	2019							3,340,069,565.26		492,744,422.11	
	2018							12,011,479.00		79,548,958.00	
	2017							6,458,485.00		1,355,545,086.99	
	2016					2,317,925,524.54		962,380,437.55		269,525,578.41	
	2015					679,952,317.41		410,426,739.00		9,548,058.94	
	2014-2019									2,000,000.00	
	2018							9,548,058.94		719,250,424.34	
	2017-2018					1,139,086,937.31	-3,676,488.00	416,160,024.97		416,391,252.49	
	2014-2018					762,050,037.16		345,658,784.67		192,829,235.85	
	2013-2018					264,384,595.75		71,555,359.90		88,642,209.72	
	2017					179,984,377.72		91,342,168.00		187,447,361.49	
	2016-2017					324,019,263.69	-3,914,872.00	132,657,030.20		159,213,908.76	
	2013-2017					305,445,127.69		146,231,218.93		1,946,533.12	
	2012-2017					6,099,924.96		4,153,391.84		87,069.43	
	2016					87,069.43				72,958,199.64	
	2015-2016					130,241,697.35		57,283,497.71		67,218,229.00	
	2012-2016					183,514,934.65	-89,821,796.00	26,474,909.65		524,379.64	
	2015					10,694,100.31		10,169,720.67			
	2014-2015					47,562,281.93	-8,334,370.47	39,227,911.46			
	2011-2015					35,142,000.00	-2,000,000.00	33,142,000.00			
	2011-2015					140,564,849.89	-140,405,939.64	158,910.25			
Subtotal		011	1082	000		7,156,325,521.12	6,156,924,000.00	-28,814,353.00	6,125,172,436.63	140,405,939.64	7,018,856,791.85
Pakistan Counterinsurgency Capability Fund, Funds Appropriated to the President											
Fund Resources:											
Transfer To:											
State	2011-2017	019	011	1083	000	4,439,569.11					4,439,569.11
Assistance for Relocation of Facilities in Israel, Executive											
Fund Resources:											
Undisbursed Funds	No Year		011	1088	000	166.60					166.60
Economic Support Fund, Funds Appropriated to the President											
Fund Resources:											
Undisbursed Funds	2019-2023		072	1037	000						10,000,000.00
	2018-2023										2,110,609,827.46
	2015-2023										9,267,670.76
	2020-2022					241,300,000.00		39,951,976.48			199,348,023.52
	2018-2022										10,000,000.00
	2017-2022					10,000,000.00	-20,080,155.00	20,000,000.00	774,058,521.41		1,260,949,733.70
	2020-2021					2,035,088,410.11	3,023,500,000.00		699,900,000.00		2,323,600,000.00
	2017-2021										4,920,709.94
	2016-2021					4,981,575.18					412,824,654.80
	2019-2020					675,016,379.73	-645,869.00		261,545,855.93		2,196,894,012.81
	2016-2020					3,671,861,000.00	-117,560,591.00	-457,195,915.00	900,210,481.19		500,000.00
	2015-2020					500,000.00					511,289,825.88
	2014-2020					756,109,047.58	-7,314,647.00	-1,335,477.00	236,169,097.70		3,606,379.46
	2018-2019					4,155,911.29			549,531.83		
	2018-2019					2,688,529,861.95		-2,671,485,583.42	17,044,278.53		
	2015-2019					14,164,693.35		-13,738,637.89	145,379.31		280,676.15
	2014-2019					444,654,852.73			109,074,746.47		335,580,106.26
	2017-2018					81,269,634.57		348,159.00	67,978,571.47		13,639,222.10
	2013-2018					669,818,579.37			134,090,329.44		535,728,249.93
	2012-2018					30,398,130.65			4,173,815.01		26,224,315.64
	2016-2017							318,702.00	161,964.47		156,737.53
	2012-2017					333,328,107.03			62,968,457.48		270,359,649.55
	2015-2016					2,476,327.11		-0.21	-2,077,360.87		4,553,687.77

Footnotes at End of Chapter

Appropriations, Outlays, and Balances - Continued

Appropriation or Fund Account Title	Account Symbol				Balances, Beginning of Fiscal Year	Appropriations and Other Obligational Authority ¹	Transfers Borrowings and Investment (Net) ²	Outlays (Net)	Balances Withdrawn and Other Transactions ³	Balances, End of Fiscal Year	
	Period of Availability	ATA	AID	MAIN							SUB
Transfer To: State	2011-2016				377,973,710.42	-----	-----	141,462,914.77	-----	236,510,795.65	
	2010-2016				90,249,033.61	-----	-----	12,749,921.94	-----	77,499,111.67	
	2014-2015				54,985,669.56	-----	24,196,711.53	54,985,301.25	24,197,079.84	-----	
	2010-2015				53,818,159.11	-----	578,927.89	48,668,736.55	5,728,350.45	-----	
	No Year				162,892,805.68	-86,398,738.00	-2,710,154.00	30,990,968.22	-----	42,792,945.46	
	2020-2022	019	072	1037	000	-----	1,700,000.00	2,000,000.00	38,615.80	-----	3,661,384.20
	2017-2022					-----	-----	49,732.93	-----	-----	49,732.93
	2020-2021					-----	21,500,000.00	-----	21,000,000.00	-----	500,000.00
	2016-2021					298,144.00	-----	1,135,664.00	213,899.75	-----	1,219,908.25
	2019-2020					-----	-----	475,401,506.00	18,864,607.01	-----	456,536,898.99
	2015-2020					2,615,089.29	-----	26,272,266.21	543,466.45	-----	28,343,889.05
	2018-2019					536,165,375.07	-----	-----	175,200,684.95	-----	360,964,690.12
	2014-2019					77,791,576.72	-----	-----	7,774,993.27	-----	70,016,583.45
	2017-2018					306,467,797.67	-----	-20,397,891.93	130,722,831.29	-----	155,347,074.45
	2013-2018					10,723,546.52	-----	-----	4,805,723.38	-----	5,917,823.14
	2016-2017					85,829,542.37	-----	-1,454,366.00	37,674,393.32	-----	46,700,783.05
	2012-2017					6,990,428.15	-----	-----	1,629,822.12	-----	5,360,606.03
	2015-2016					61,817,849.26	-----	-7,936,789.00	22,994,419.67	-----	30,886,640.59
	2011-2016					356,896.64	-----	-----	-----	-----	356,896.64
	2010-2016					0.66	-----	-----	-----	-----	0.66
	2014-2015					37,162,154.09	-----	-24,196,711.53	12,965,442.56	-----	-----
	2010-2015					578,927.89	-----	-578,927.89	-----	-----	-----
	1995-1996					-507,847.17	-----	-----	-----	-----	4 -507,847.17
No Year					75,659,223.90	-----	2,710,154.00	53,440,629.59	-----	24,928,748.31	
Subtotal		072	1037	000	13,364,220,594.09	3,056,000,000.00	45,205,591.00	4,648,080,606.07	29,925,430.29	11,787,420,148.73	
Central America and the Caribbean Emergency Disaster Recovery Fund, Agency for International Development Fund Resources: Undisbursed Funds	No Year		072	1096	000	4,545,537.77	-----	-----	-----	4,545,537.77	
Public Enterprise Funds											
Foreign Military Loan Liquidating Account, Funds Appropriated to the President Fund Resources: Undisbursed Funds	No Year		011	4121	000	-----	-----	-7,472,445.16	5 7,472,445.16	-----	
Deductions for Offsetting Receipts											
Proprietary Receipts from the Public					-----	-61,138,184.92	-----	-61,138,184.92	-----	-----	
Total, International Security Assistance					23,687,439,700.35	10,617,808,815.08	-49,627,990.00	12,076,299,989.57	209,654,216.67	21,969,666,319.19	
Multilateral Assistance											
General Fund Accounts											
Global Environment Facility, Funds Appropriated to the President Fund Resources: Undisbursed Funds	2020-2021 2020		011	0066	000	-----	3,012,000.00	-----	3,012,000.00	-----	
					-----	136,563,000.00	-----	136,563,000.00	-----	-----	
Subtotal			011	0066	000	- 0 -	139,575,000.00	-----	139,575,000.00	- 0 -	
Contribution to the Asian Development Fund, Funds Appropriated to the President Fund Resources: Undisbursed Funds	No Year		011	0067	000	-----	47,395,000.00	-----	47,395,000.00	-----	
Contribution to the Inter-American Development Bank, Funds Appropriated to the President Fund Resources: Undisbursed Funds	No Year		011	0072	000	3,797,782,688.48	-----	-----	-----	3,797,782,688.48	
Contribution to the International Development Association, Funds Appropriated to the President Fund Resources: Undisbursed Funds	No Year		011	0073	000	-----	1,097,010,000.00	-----	1,097,010,000.00	-----	

Footnotes at End of Chapter

Appropriations, Outlays, and Balances - Continued

Appropriation or Fund Account Title	Account Symbol				Balances, Beginning of Fiscal Year	Appropriations and Other Obligational Authority ¹	Transfers Borrowings and Investment (Net) ²	Outlays (Net)	Balances Withdrawn and Other Transactions ³	Balances, End of Fiscal Year
	Period of Availability	ATA	AID	MAIN						
Contribution to the Asian Development Bank, Funds Appropriated to the President Fund Resources: Undisbursed Funds	No Year		011	0076	000	748,095,669.50	-----	-----	-----	748,095,669.50
Contribution to the International Bank for Reconstruction and Development, Funds Appropriated to the President Fund Resources: Undisbursed Funds	2019-2020 No Year		011	0077	000	----- 1,948,345,500.41 5,715,000,000.00	----- 206,500,000.00 -----	25,000,000.00 ----- 206,500,000.00	----- -2,000,000.00 ----- 206,500,000.00	----- 27,000,000.00 ----- 1,948,345,500.41 ----- 5,715,000,000.00
Authority to Borrow from the Treasury	Subtotal		011	0077	000	7,663,345,500.41	206,500,000.00	25,000,000.00	204,500,000.00	7,690,345,500.41
Contribution to the International Finance Corporation, Funds Appropriated to the President Fund Resources: Undisbursed Funds	No Year		011	0078	000	1,367.00	-----	-----	-----	1,367.00
Contribution to the African Development Fund, Funds Appropriated to the President Fund Resources: Undisbursed Funds	No Year		011	0079	000	0.01	171,300,000.00	-----	171,300,000.00	0.01
Contribution to the African Development Bank, Funds Appropriated to the President Fund Resources: Undisbursed Funds	No Year		011	0082	000	0.60	-----	-----	-----	0.60
Contribution to the Multilateral Investment Guarantee Agency, Funds Appropriated to the President Fund Resources: Undisbursed Funds	No Year		011	0084	000	22,201,558.00	-----	-----	-----	22,201,558.00
Contribution to the European Bank for Reconstruction and Development, Funds Appropriated to the President Fund Resources: Undisbursed Funds	2019-2022		011	0088	000	-----	-----	----- -7,200,000.00	-----	7,200,000.00
Debt Restructuring, Funds Appropriated to the President Fund Resources: Undisbursed Funds	2020-2021 2019-2020 No Year Subtotal		011	0091	000	----- ----- 42,411,824.80 42,411,824.80	15,000,000.00 ----- 36,150,501.14 51,150,501.14	----- ----- 34,639,409.00 ----- 34,639,409.00	----- ----- 36,150,501.14 ----- 36,150,501.14	----- ----- 15,000,000.00 ----- 34,639,409.00 ----- 42,411,824.80 ----- 92,051,233.80
International Organizations and Programs, Economic Assistance, Funds Appropriated to the President Fund Resources: Transfer To: State	1990	019	011	1005	000	-1,694,744.51	-----	-----	-----	⁴ -1,694,744.51
Contribution to the North American Development Bank, Funds Appropriated to the President Fund Resources: Undisbursed Funds	No Year		011	1008	000	10,000,000.00	215,000,000.00	-----	225,000,000.00	-----
Contribution to the International Fund for Agricultural Development, Funds Appropriated to the President Fund Resources: Undisbursed Funds	2020-2021		011	1039	000	-----	30,000,000.00	-----	30,000,000.00	-----
Global Agriculture and Food Security Program Fund Resources: Undisbursed Funds	No Year		011	1475	000	15,088,668.00	-----	-----	15,088,668.00	-----
International Organizations and Programs Economic Assistance, Funds Appropriated to the President, State Fund Resources: Undisbursed Funds	2020 2019-2020 2019		019	1005	000	----- ----- 331,500,000.00	358,000,000.00 ----- -----	----- ----- 49,275,800.00 ----- -49,275,800.00	353,911,500.00 ----- 49,095,800.00 ----- 280,062,825.00	----- ----- 4,088,500.00 ----- 180,000.00 ----- 2,161,375.00

Footnotes at End of Chapter

Appropriations, Outlays, and Balances - Continued

Appropriation or Fund Account Title	Account Symbol				Balances, Beginning of Fiscal Year	Appropriations and Other Obligational Authority ¹	Transfers Borrowings and Investment (Net) ²	Outlays (Net)	Balances Withdrawn and Other Transactions ³	Balances, End of Fiscal Year
	Period of Availability	ATA	AID	MAIN SUB						
	2018				784,895.00	-----	-----	504,916.00	-----	279,979.00
	2017				820,435.00	-----	-----	595,971.00	-----	224,464.00
	2015-2017				2,000.00	-----	-----	-----	-----	2,000.00
	Subtotal		019	1005	333,107,330.00	358,000,000.00	-----	684,171,012.00	-----	6,936,318.00
International Affairs Technical Assistance, Office of Technical Assistance, Treasury Fund Resources: Undisbursed Funds	*2018-2024		020	1045	-----	-----	-----	-7,316,470.57	-----	7,316,470.57
	*2015-2024				6,680,575.62	-----	-----	1,016,988.54	-----	5,663,587.08
	*2018-2023				750,000.00	-----	-----	211,118.55	-----	538,881.45
	*2018-2022				150,000.00	-----	-----	24,065.40	-----	125,934.60
	*2017-2022				6,800,980.91	-----	-----	2,502,602.59	-----	4,298,378.32
	*2016-2022				6,233,449.96	-----	-----	1,249,508.62	-----	4,983,941.34
	*2018-2021				-----	-----	-----	-621,096.97	-----	621,096.97
	*2016-2021				868,524.02	-----	-----	313,851.12	-----	554,672.90
	*2014-2021				-----	-----	-----	-298,132.13	-----	298,132.13
	2012-2021				313,105.44	-----	-----	109,769.24	-----	203,336.20
	2018-2020				12,145,711.54	-----	-----	5,427,909.26	-----	6,717,802.28
	*2017-2020				356,020.37	-----	-----	270,906.24	-----	85,114.13
	*2016-2020				2,814,700.16	-----	-----	1,241,114.89	-----	1,573,585.27
	2015-2020				2,113,230.43	-----	-----	349,436.35	-----	1,763,794.08
	*2014-2020				787,291.40	-----	-----	227,608.16	-----	559,683.24
	2012-2020				248,413.63	-----	-----	41,522.63	-----	206,891.00
	*2017-2019				4,872,332.21	-----	-----	1,760,687.77	-----	3,111,644.44
	*2016-2019				84,088.10	-----	-----	1,509.31	-----	82,578.79
	*2015-2019				1,676,681.30	-----	-----	477,583.81	-----	1,199,097.49
	*2014-2019				753,134.11	-----	-----	422,716.11	-----	330,418.00
	*2013-2019				129,050.10	-----	-----	12,423.67	-----	116,626.43
	*2008-2019				176.29	-----	-----	-----	-----	176.29
	*2016-2018				1,327,898.97	-----	-----	51,691.93	-----	1,276,207.04
	2015-2018				656,280.53	-----	-----	-----	-----	656,280.53
	*2014-2018				812,902.02	-----	-----	111,045.56	-----	701,856.46
	*2015-2017				557,057.57	-----	-----	108,443.28	-----	448,614.29
	*2014-2017				293,233.32	-----	-----	59,558.30	-----	233,675.02
	*2013-2017				339.20	-----	-----	-----	-----	339.20
	*2012-2017				582,251.30	-----	-----	-----	-----	582,251.30
	*2011-2017				166,486.73	-----	-----	-----	-----	166,486.73
	*2016				17,287.32	-----	-----	-----	-----	17,287.32
	*2014-2016				258,475.80	-----	-----	21,256.59	-----	237,219.21
	*2013-2016				39,387.68	-----	-----	-----	-----	39,387.68
	*2010-2016				14,252.99	-----	-----	-----	-----	14,252.99
	*2013-2015				605,656.63	-----	-----	164,816.76	440,839.87	-----
	*2011-2015				250,634.57	-----	-----	250,634.57	-----	-----
	*No Year				29,648,197.23	30,000,000.00	-----	17,745,714.89	-----	41,902,482.34
	Subtotal		020	1045	83,007,807.45	30,000,000.00	-----	25,938,784.47	440,839.87	86,628,183.11
Total, Multilateral Assistance					12,713,347,669.74	2,345,930,501.14	59,639,409.00	2,668,928,965.61	440,839.87	12,449,547,774.40
Agency for International Development										
General Fund Accounts										
Capital Investment Fund of the United States Agency for International Development, Funds Appropriated to the President Fund Resources: Undisbursed Funds	No Year		072	0300	31,312,125.09	210,300,000.00	-----	212,991,694.49	-----	28,620,430.60
Civilian Stabilization Initiative, Funds Appropriated to the President, Agency for International Development Fund Resources: Undisbursed Funds	No Year		072	0305	1,171,772.61	-----	-----	-7,680.97	-----	1,179,453.58
Assistance for Europe, Eurasia, and Central Asia, Funds Appropriated to the President, Agency for International Development Fund Resources: Undisbursed Funds	2019-2023		072	0306	-----	-----	10,000,000.00	-----	-----	10,000,000.00
	2018-2023				-----	-----	480,024,233.77	207,753,247.24	-----	272,270,986.53
	2018-2022				10,000,000.00	-----	-----	-----	-----	10,000,000.00
	2017-2022				260,472,358.97	-----	-----	153,718,164.98	-----	106,754,193.99
	2020-2021				-----	565,373,881.00	-----	-----	-----	565,373,881.00
	2017-2021				9,906,548.98	-----	-----	360,386.36	-----	9,546,162.62

Footnotes at End of Chapter

Appropriations, Outlays, and Balances - Continued

Appropriation or Fund Account Title	Account Symbol				Balances, Beginning of Fiscal Year	Appropriations and Other Obligational Authority ¹	Transfers Borrowings and Investment (Net) ²	Outlays (Net)	Balances Withdrawn and Other Transactions ³	Balances, End of Fiscal Year
	Period of Availability	ATA	AID	MAIN SUB						
	2016-2021				44,481,740.82	-----	30,297,574.35	-----	14,184,166.47	
	2019-2020				694,290,180.00	-----	24,066,873.53	-----	499,198,689.47	
	2018-2019				479,958,985.30	-----	-65,248.47	-----	-----	
	2016-2017				746,041.12	-----	223,502.95	-----	522,538.17	
	2012-2017				3,072,712.12	-----	300,522.33	-----	2,772,189.79	
	2011-2016				2,292,113.95	-----	428,820.36	-----	1,863,293.59	
	2010-2015				1,312,795.78	-----	194,742.86	1,118,054.93	-----	
	No Year				107,259.18	-----	-----	-----	107,259.18	
Transfer To: State	2020-2021	019	072	0306 000	-----	204,960,119.00	-----	2,064,724.92	-----	
	2019-2020				66,043,820.00	-----	146,625,121.00	-----	202,895,394.08	
	2018-2019				176,333,928.86	-----	-----	48,833,955.45	163,834,985.55	
	2017-2018				151,610,902.37	-----	-----	88,111,424.55	88,222,504.31	
	2016-2017				39,293,123.09	-----	-----	79,982,324.70	71,628,577.67	
	2011-2016				52,985.40	-----	-----	16,510,575.74	22,782,547.35	
	2010-2015				107,362.18	-----	-2.01	52,985.00	-----	
	No Year				1,743.09	-----	-----	107,360.17	-----	
	Subtotal		072	0306 000	1,940,084,601.21	770,334,000.00	-14,399,496.00	652,941,937.02	1,118,054.93	
Private Sector Loans Program Account, United States Agency for International Development Fund Resources: Undisbursed Funds	No Year		072	0400 000	2,820,398.21	-----	-2,820,398.21	-----	-----	
Urban and Environmental Credit Program Account, United States Agency for International Development Fund Resources: Undisbursed Funds	No Year		072	0401 000	2,154,255.07	-----	-2,154,255.07	-----	-----	
Assistance for the New Independent States of the Former Soviet Union: Ukraine Export Credit Insurance Program Account Fund Resources: Undisbursed Funds	No Year		072	0402 000	19,778.82	-----	-----	-----	19,778.82	
Operating Expenses of the United States Agency for International Development, Funds Appropriated to the President Fund Resources: Undisbursed Funds	2020-2022		072	1000 000	-----	95,000,000.00	-----	23,977,188.79	71,022,811.21	
	2020-2021				-----	114,090,252.00	-----	3,332,357.56	110,757,894.44	
	2020				-----	1,270,155,748.00	-----	756,127,677.99	514,028,070.01	
	2019-2020				194,021,400.60	-----	26,585,613.95	179,486,519.62	41,120,494.93	
	2019				420,045,944.89	-----	-26,585,613.95	284,981,399.13	108,478,931.81	
	2018-2019				76,020,021.69	-----	-----	28,317,345.76	47,702,675.93	
	2018				76,582,566.34	-----	-----	48,953,118.77	27,629,447.57	
	2017-2018				9,216,971.31	-----	-----	4,558,120.73	4,658,850.58	
	2010-2018				36,265,297.30	-----	-----	23,427,535.20	12,837,762.10	
	2017				14,474,250.86	-----	-----	-3,731,441.76	18,205,692.62	
	2016-2017				4,771,354.53	-----	-----	1,128,842.98	3,642,511.55	
	2016				25,873,833.79	-----	-----	242,369.29	25,631,464.50	
	2015-2016				7,985,850.71	-----	-----	369,041.32	7,616,809.39	
	2011-2016				322,896.02	-----	-----	25,087.24	297,808.78	
	2010-2016				136,662.34	-----	-----	1,789.26	134,873.08	
	2015				7,110,777.07	-----	-----	1,963,793.52	-----	
	2014-2015				4,760,646.07	-----	-----	2,700,783.46	-----	
	2011-2015				1,981,494.52	-----	-----	-1,202.26	-----	
	2010-2015				322,226.37	-----	-----	1,982,696.78	-----	
	No Year				10,008,591.43	-----	-----	45,031.00	277,195.37	
Transfer To: State	1995	019	072	1000 000	-313,446.40	-----	-----	-----	-313,446.40	
	Subtotal		072	1000 000	889,587,339.44	1,479,246,000.00	-----	1,352,526,040.88	9,466,738.31	
Operating Expenses of the United States Agency for International Development, Office of Inspector General, Funds Appropriated to the President Fund Resources: Undisbursed Funds	2020-2022		072	1007 000	-----	1,000,000.00	-----	188,748.83	-----	
	2020-2021				-----	7,800,000.00	-----	-----	7,800,000.00	
	2020				-----	67,700,000.00	-----	37,729,019.92	29,970,980.08	
	2019-2020				8,190,000.00	-----	7,093.32	5,329,751.63	2,867,341.69	
	2019				32,707,662.70	-----	-7,093.32	22,404,590.67	10,295,978.71	
	2018-2019				481,158.15	-----	-----	279,642.66	201,515.49	
	2018				3,508,542.09	-----	-----	-2,394,058.34	5,902,600.43	

Footnotes at End of Chapter

Appropriations, Outlays, and Balances - Continued

Appropriation or Fund Account Title	Account Symbol				Balances, Beginning of Fiscal Year	Appropriations and Other Obligational Authority ¹	Transfers Borrowings and Investment (Net) ²	Outlays (Net)	Balances Withdrawn and Other Transactions ³	Balances, End of Fiscal Year
	Period of Availability	ATA	AID	MAIN SUB						
	2017-2018				2,207,393.13	-----	-----	907,172.08	-----	1,300,221.05
	2017				2,560,690.77	-----	-----	63,368.34	-----	2,497,322.43
	2016-2017				605,125.84	-----	-----	14,365.00	-----	590,760.84
	2010-2017				31,673.77	-----	-----	14,149.78	-----	17,523.99
	2016				5,769,534.14	-----	-----	-32,854.20	-----	5,802,388.34
	2015-2016				1,267,451.48	-----	-----	70,543.65	-----	1,196,907.83
	2011-2016				682,474.25	-----	-----	-----	-----	682,474.25
	2010-2016				536,072.19	-----	-----	-----	-----	536,072.19
	2015				2,650,572.98	-----	-----	308,877.58	2,341,695.40	-----
	2014-2015				1,805,263.88	-----	-----	121,224.01	1,684,039.87	-----
	2010-2015				406,061.21	-----	-----	-13,554.88	419,616.09	-----
	No Year				979,914.38	-----	-----	39,289.52	-----	940,624.86
	Subtotal		072	1007	000	64,389,590.96	76,500,000.00	65,030,276.25	4,445,351.36	71,413,963.35
Assistance for Eastern Europe and the Baltic States, Funds Appropriated to the President Fund Resources:										
Undisbursed Funds	No Year		072	1010	000	3,635,165.73	-----	46,667.00	93,446.99	3,588,385.74
Transfer To:	No Year	019	072	1010	000	447,858.04	-----	-----	-----	447,858.04
State	Subtotal		072	1010	000	4,083,023.77	-----	46,667.00	93,446.99	4,036,243.78
Sahel Development Program, Funds Appropriated to the President Fund Resources:										
Undisbursed Funds	No Year		072	1012	000	605,829.75	-----	-----	-----	605,829.75
Sub-Saharan Africa, Development Assistance, Funds Appropriated to the President Fund Resources:										
Undisbursed Funds	No Year		072	1014	000	4,690,552.87	-----	-----	-----	4,690,552.87
Development Assistance, Agency for International Development, Funds Appropriated to the President Fund Resources:										
Undisbursed Funds	2019-2023		072	1021	000	-----	-----	30,000,000.00	-----	30,000,000.00
	2018-2023				-----	-----	2,599,705,305.10	1,049,979,295.70	-----	1,549,726,009.40
	2015-2023				-----	-----	12,173,236.96	4,255,793.31	-----	7,917,443.65
	2018-2022				27,000,000.00	-----	-----	926,823.11	-----	26,073,176.89
	2017-2022				1,376,054,657.96	-----	-----	751,444,504.86	-----	624,610,153.10
	2020-2021				-----	3,400,000,000.00	-----	-800,000.00	-----	3,400,800,000.00
	2017-2021				31,918,807.73	-----	-----	2,046,759.97	-----	29,872,047.76
	2016-2021				536,765,739.15	-----	-----	251,711,153.02	-----	285,054,586.13
	2019-2020				3,000,000,000.00	-----	-49,700,000.00	322,172,005.87	-----	2,628,127,994.13
	2016-2020				41,996,710.43	-----	-----	2,698,559.24	-----	39,298,151.19
	2015-2020				187,248,817.82	-----	-----	94,617,951.24	-----	92,630,866.58
	2014-2020				6,136,987.31	-----	-----	1,934,665.95	-----	4,202,321.36
	2018-2019				2,599,734,048.55	-----	-2,599,705,305.10	-213,850.83	-----	242,594.28
	2015-2019				12,180,599.37	-----	-12,173,236.96	7,362.41	-----	-----
	2014-2019				76,621,764.27	-----	-----	31,103,107.20	-----	45,518,657.07
	2017-2018				-32.73	-----	-----	-32.73	-----	-----
	2013-2018				51,555,610.36	-----	-----	12,593,693.28	-----	38,961,917.08
	2016-2017				885,296.82	-----	-----	-140,424.65	-----	1,025,721.47
	2012-2017				25,507,452.38	-----	-----	9,207,895.91	-----	16,299,556.47
	2015-2016				9,622.45	-----	-----	-7,141.08	-----	16,763.53
	2011-2016				12,216,574.18	-----	-----	1,736,919.76	-----	10,479,654.42
	2014-2015				279,647.74	-----	30.51	-25,199.19	304,877.44	-----
	2010-2015				7,197,737.66	-----	-----	3,466,017.99	3,731,719.67	-----
	No Year				18,588,533.93	-----	-----	270,950.84	-----	18,317,583.09
Transfer To:										
Agriculture	2019-2020	012	072	1021	000	-----	6,000,000.00	92,375.58	-----	5,907,624.42
	2018-2019				3,017,859.25	-----	-----	1,653,642.55	-----	1,364,216.70
	2017-2018				821,583.80	-----	-----	723,885.01	-----	97,698.79
Agriculture	2016-2017	012	072	1021	011	156,759.76	-----	-----	-----	156,759.76
	2015-2016				72,419.26	-----	-----	7,859.00	-----	64,560.26
State	2018-2023	019	072	1021	000	-----	-----	-2,024,687.50	-----	2,024,687.50
	2019-2020				-----	-----	2,200,000.00	58,188.74	-----	2,141,811.26
	2018-2019				2,195,679.01	-----	-----	563,602.09	-----	1,632,076.92
	2017-2018				5,024,022.21	-----	-----	2,441,166.53	-----	2,582,855.68
	2013-2018				508,640.50	-----	-----	125,249.70	-----	383,390.80
	2015-2016				18,047.70	-----	-----	-----	-----	18,047.70
	2014-2015				30.51	-----	-30.51	-----	-----	-----
	No Year				216,122.36	-----	-----	-----	-----	216,122.36

Footnotes at End of Chapter

Appropriations, Outlays, and Balances - Continued

Appropriation or Fund Account Title	Account Symbol				Balances, Beginning of Fiscal Year	Appropriations and Other Obligational Authority ¹	Transfers Borrowings and Investment (Net) ²	Outlays (Net)	Balances Withdrawn and Other Transactions ³	Balances, End of Fiscal Year	
	Period of Availability	ATA	AID	MAIN SUB							
	Subtotal		072	1021	000	8,023,929,739.74	3,400,000,000.00	-11,500,000.00	2,542,628,092.88	4,036,597.11	8,865,765,049.75
Food and Nutrition, Development Assistance, Economic Assistance, Funds Appropriated to the President Fund Resources: Undisbursed Funds	No Year		072	1023	000	2,767,500.48	-----	-----	-----	-----	2,767,500.48
Population Planning and Health, Development Assistance, Economic Assistance, Funds Appropriated to the President Fund Resources: Undisbursed Funds	No Year		072	1024	000	272,441.82	-----	-----	-----	-----	272,441.82
Education and Human Resources Development, Development Assistance, Economic Assistance, Funds Appropriated to the President Fund Resources: Undisbursed Funds	No Year		072	1025	000	2,649,022.09	-----	-----	6,343.60	-----	2,642,678.49
Transition Initiatives, International Assistance Program, Agency for International Development Fund Resources: Undisbursed Funds	2015-2016 2014-2015 No Year Subtotal		072	1027	000	413,647.79 595,437.78 154,038,973.44 155,048,059.01	----- ----- 92,043,000.00 92,043,000.00	----- ----- 100,583,114.38 100,662,860.18	----- ----- 515,691.98 515,691.98	----- ----- ----- -----	413,647.79 ----- 145,498,859.06 145,912,506.85
HIV/AIDS Working Capital Fund, Agency for International Development Fund Resources: Undisbursed Funds	No Year		072	1033	000	727,996,098.74	-----	-----	-325,170,783.94	-----	1,053,166,882.68
International Disaster Assistance, Funds Appropriated to the President, US Agency for International Development Fund Resources: Undisbursed Funds	No Year		072	1035	000	6,354,075,750.02	4,967,290,021.00	1,833,581.00	4,568,930,528.94	-----	6,754,268,823.08
Sub-Saharan Africa Disaster Assistance, Funds Appropriated to the President Fund Resources: Undisbursed Funds	No Year		072	1040	000	81,817.60	-----	-----	-----	-----	81,817.60
Assistance for the Independent States of the Former Soviet Union, Funds Appropriated to the President, United Agency for International Development Fund Resources: Undisbursed Funds Transfer To: Justice State	No Year No Year No Year Subtotal	015 019	072	1093	000 001 000 000	8,702,221.39 -737.89 1,059,345.43 9,760,828.93	----- ----- ----- -----	----- ----- ----- -----	883,500.24 ----- ----- 883,500.24	----- ----- ----- -----	7,818,721.15 -737.89 1,059,345.43 8,877,328.69
Child Survival and Health Programs Fund, United States Agency for International Development Fund Resources: Undisbursed Funds	No Year		072	1095	000	37,366,275.73	-----	-----	-118,320.18	-----	37,484,595.91
Development Credit Authority, United States Agency for International Development Fund Resources: Undisbursed Funds	2017-2023 2016-2022 2019-2021 2015-2021 2018-2020 2014-2020 2017-2019 2013-2019 2016-2018 2012-2018 2015-2017 2011-2017 2014-2016 2010-2016		072	1264	000	----- 12,838,919.61 4,407,237.21 16,167,442.61 13,432,211.33 18,528,378.66 4,118,137.06 17,423,726.81 49,451.10 6,715,367.17 ----- 3,671,709.47 2,566.04 7,788,617.66	----- ----- ----- ----- ----- ----- ----- ----- ----- ----- ----- ----- ----- ----- ----- ----- -----	----- ----- -133,420.49 ----- -93,526.01 ----- -4,118,137.06 ----- ----- ----- ----- ----- ----- ----- ----- -----	1,002,746.65 1,915,368.30 3,107,804.57 979,736.48 745,237.13 2,052,982.71 ----- 1,561,989.07 49,451.10 ----- 941,161.17 -0.26 284,654.43 ----- 900,223.07	----- ----- ----- ----- ----- ----- ----- ----- ----- ----- ----- ----- ----- ----- ----- ----- -----	3,115,384.68 10,923,551.31 1,166,012.15 15,187,706.13 12,593,448.19 16,475,395.95 ----- 15,861,737.74 49,451.10 ----- 5,774,206.00 0.26 3,387,055.04 2,566.04 6,888,394.59

Footnotes at End of Chapter

Appropriations, Outlays, and Balances - Continued

Appropriation or Fund Account Title	Account Symbol				Balances, Beginning of Fiscal Year	Appropriations and Other Obligational Authority ¹	Transfers Borrowings and Investment (Net) ²	Outlays (Net)	Balances Withdrawn and Other Transactions ³	Balances, End of Fiscal Year
	Period of Availability	ATA	AID	MAIN						
	2013-2015				200,648.37	-----	-----	-----	200,648.37	-----
	2009-2015				9,530,633.25	-----	-----	1,804,015.33	7,726,617.92	-----
	No Year				1,836,362.93	-----	-1,836,362.93	-----	-----	-----
	Subtotal		072	1264	000	-----	-2,063,315.16	15,295,918.65	7,927,266.29	91,424,909.18
Special Fund Accounts										
Loan Guarantees to Israel Program, Reimbursements of Administrative Expenses, Agency for International Development Fund Resources: Undisbursed Funds	No Year		072	5318	000	27,000.00	-----	-----	-----	27,000.00
Public Enterprise Funds										
Development Loan Fund, Executive, United States Agency for International Development Fund Resources: Undisbursed Funds	No Year		072	4103	000	7,851,856.17	-104,939,240.82	-104,939,240.82	7,851,856.17	-----
Property Management Fund, Agency for International Development Fund Resources: Undisbursed Funds	No Year		072	4175	000	27,221,348.67	-----	1,183,845.55	-----	26,037,503.12
Housing and Other Credit Guaranty Programs, Liquidating Account, United States Agency for International Development Fund Resources: Undisbursed Funds	No Year		072	4340	000	877,120.89	-3,267,542.36	-3,267,542.36	877,120.89	-----
Intragovernmental Funds										
Working Capital Fund, International Assistance Program Fund Resources: Undisbursed Funds	No Year		072	4513	000	11,868,385.26	-----	3,976,283.18	-----	7,892,102.08
Acquisition of Property Revolving Fund, Agency for International Development Fund Resources: Undisbursed Funds	No Year		072	4590	000	46,299.08	-----	-----	-----	46,299.08
Trust Fund Accounts										
Foreign National Employees Separation Liability Fund, Agency for International Development Fund Resources: Undisbursed Funds	No Year		072	8342	000	55,053,601.90	7,564,705.57	3,388,912.47	-----	59,229,395.00
Technical Assistance, United States Dollars Advanced from Foreign Governments, Agency for International Development Fund Resources: Undisbursed Funds	No Year		072	8502	000	3,065,360.09	-----	12,529.98	-----	3,052,830.11
Gifts and Donations, Agency for International Development Fund Resources: Undisbursed Funds	No Year		072	8824	000	138,077,306.42	56,621,262.47	71,772,740.22	-----	122,925,828.67
Deductions for Offsetting Receipts										
Proprietary Receipts from the Public					-----	-605,206,426.28	-----	-605,206,426.28	-----	-----
Intrabudgetary Receipts Deducted by Agency					-----	-7,108,658.76	-----	-7,108,658.76	-----	-----
Total Offsetting Receipts					- 0 -	-612,315,085.04	-----	-612,315,085.04	-----	- 0 -
Total, Agency for International Development					18,615,666,489.72	10,339,377,120.82	-31,057,216.44	8,546,506,298.21	36,238,677.04	20,341,241,418.85
Overseas Private Investment Corporation										
General Fund Accounts										
Program Account, United States International Development Finance										

Footnotes at End of Chapter

Appropriations, Outlays, and Balances - Continued

Appropriation or Fund Account Title	Account Symbol				Balances, Beginning of Fiscal Year	Appropriations and Other Obligational Authority ¹	Transfers Borrowings and Investment (Net) ²	Outlays (Net)	Balances Withdrawn and Other Transactions ³	Balances, End of Fiscal Year	
	Period of Availability	ATA	AID	MAIN							SUB
Corporation Fund Resources: Undisbursed Funds	2019-2021		071	0100	000	20,000,000.00	-----	-----	533,250.50	-----	19,466,749.50
	2018-2020					18,021,027.76	-----	-----	3,588,570.75	-----	14,432,457.01
	2017-2019					17,637,115.92	-----	-----	4,275,054.48	-----	13,362,061.44
	2016-2018					9,634,285.55	-----	-----	1,863,196.53	-----	7,771,089.02
	2015-2017					11,082,071.31	-----	-----	1,575,131.65	-----	9,506,939.66
	2014-2016					13,145,619.52	-----	-----	470,145.43	-----	12,675,474.09
	2013-2015					10,006,674.84	-----	-----	1,187,200.00	-----	⁴ 8,819,474.84
	2012-2014					7,246,420.46	-----	-----	-----	-----	⁵ 7,246,420.46
	2011-2013					10,397,281.82	-----	-----	-----	-----	⁶ 10,397,281.82
	2010-2012					9,730,734.07	-----	-----	-----	-----	⁷ -----
	No Year					1,150,616.84	-110,564.84	-9,730,734.07	-----	-----	⁸ -----
									-804,052.00	-----	⁹ -----
	Subtotal		071	0100	000	128,051,848.09	-110,564.84	-10,534,786.07	236,000.00	-----	-----
									13,728,549.34	-----	103,677,947.84
Public Enterprise Funds											
Insurance and Equity Non Credit Account, United States International Development Finance Corporation Fund Resources: Undisbursed Funds	2019-2021		071	4184	000	2,200,000.00	-----	-----	-----	-----	2,200,000.00
	2018-2019					3,000,000.00	-----	-----	92,860.00	-----	2,907,140.00
	2017-2018					2,513,994.00	-----	-----	2,091,308.84	-----	422,685.16
	2015-2016					44,761.58	-----	-----	-----	-----	44,761.58
	2014-2015					71,049.60	-----	-----	-----	-----	⁸ 71,049.60
	2012-2013					499,728.30	-----	-----	154,376.36	-----	⁹ 345,351.94
	No Year					14,813,873.75	-----	-29,092,173.72	-----	-----	-----
Unrealized Discount on Investments Investments in US Treasury Securities						-78,593,536.89	-----	78,593,536.89	-14,278,299.97	-----	-----
						5,863,944,677.71	-----	-5,863,944,677.71	-----	-----	-----
	Subtotal		071	4184	000	5,808,494,548.05	-----	-5,814,443,314.54	-11,939,754.77	-----	5,990,988.28
Total, Overseas Private Investment Corporation						5,936,546,396.14	-110,564.84	-5,824,978,100.61	1,788,794.57	-----	109,668,936.12
Trade and Development Agency											
General Fund Accounts											
Trade and Development Agency, Funds Appropriated to the President Fund Resources: Undisbursed Funds	2020-2024		011	1001	000	-----	-----	-----	64,042.27	-----	⁴ -64,042.27
	2020-2021					-----	79,500,000.00	-----	10,075,588.50	-----	69,424,411.50
	2019-2020					70,178,519.29	-----	-----	22,682,200.33	-----	47,496,318.96
	2016-2020					-24,373.58	-----	-----	145,139.50	-----	⁴ -169,513.08
	2015-2020					3,803,545.00	-----	-----	-----	-----	3,803,545.00
	2018-2019					42,899,404.26	-----	-----	11,157,758.99	-----	31,741,645.27
	2014-2019					2,023,800.33	-----	-----	1,489,192.20	-----	534,608.13
	2017-2018					27,885,871.22	-----	-----	6,427,871.08	-----	21,458,000.14
	2013-2018					1,478,898.85	-----	-----	-----	-----	1,478,898.85
	2016-2017					14,246,232.33	-----	-----	1,619,076.24	-----	12,627,156.09
	2012-2017					1,660,673.67	-----	-----	165,175.48	-----	1,495,498.19
	2015-2016					10,661,871.51	-----	-----	2,753,296.30	-----	7,908,575.21
	2011-2016					5,229,818.59	-----	-----	496,253.00	-----	4,733,565.59
	2014-2015					4,338,032.81	-----	-----	247,428.09	4,090,604.72	-----
	2010-2015					772,202.04	-----	-----	-----	772,202.04	-----
	No Year					522,626.08	-----	-46,667.00	-----	-----	475,959.08
	Subtotal		011	1001	000	185,677,122.40	79,500,000.00	-46,667.00	57,323,021.98	4,862,806.76	202,944,626.66
Total, Trade and Development Agency						185,677,122.40	79,500,000.00	-46,667.00	57,323,021.98	4,862,806.76	202,944,626.66
Peace Corps											
General Fund Accounts											
Operating Expenses, Peace Corps, Funds Appropriated to the President Fund Resources: Undisbursed Funds	2020-2022		011	0100	000	-----	88,000,000.00	-----	62,512,619.44	-----	25,487,380.56
	2020-2021					-----	410,500,000.00	-----	252,140,414.61	-----	158,359,585.39
	2019-2020					138,255,994.73	-----	-----	132,536,033.83	-----	5,719,960.90
	2018-2019					5,548,846.45	-----	-----	2,488,024.88	-----	3,060,821.57
	2017-2018					7,206,957.19	-----	-----	-641,020.27	-----	7,847,977.46
	2016-2017					3,492,410.13	-----	-----	183,600.58	-----	3,308,809.55
	2015-2016					2,052,810.81	-----	-----	-3,068.52	-----	2,055,879.33

Footnotes at End of Chapter

Appropriations, Outlays, and Balances - Continued

Appropriation or Fund Account Title	Account Symbol				Balances, Beginning of Fiscal Year	Appropriations and Other Obligational Authority ¹	Transfers Borrowings and Investment (Net) ²	Outlays (Net)	Balances Withdrawn and Other Transactions ³	Balances, End of Fiscal Year
	Period of Availability	ATA	AID	MAIN SUB						
	2014-2015				2,956,661.62	-----	-----	21,262.59	2,935,399.03	-----
	No Year				10,233.31	-----	-----	14,832.41	-----	4 -4,599.10
	Subtotal		011	0100	159,523,914.24	498,500,000.00	-----	449,252,699.55	2,935,399.03	205,835,815.66
Foreign Currency Fluctuations, Peace Corps Fund Resources: Undisbursed Funds	No Year		011	0101	5,000,000.00	-----	-----	-----	-----	5,000,000.00
Special Fund Accounts										
Host Country Resident Contractors Separation Liability Fund, Peace Corps Fund Resources: Undisbursed Funds	No Year		011	5395	18,632,615.04	18,550,713.00	-----	3,146,388.79	-----	34,036,939.25
Trust Fund Accounts										
Gifts and Contributions, Peace Corps Fund Resources: Undisbursed Funds	No Year		011	8245	2,189,087.23	726,916.15	-----	784,565.77	-----	2,131,437.61
Foreign Service National Separation Liability Trust Fund, Peace Corps Fund Resources: Undisbursed Funds	No Year		011	8345	2,844,553.40	-----	-----	424,229.74	-----	2,420,323.66
Deductions for Offsetting Receipts										
Proprietary Receipts from the Public					-----	-891,336.46	-----	-891,336.46	-----	-----
Intrabudgetary Receipts Deducted by Agency					-----	-18,550,713.00	-----	-18,550,713.00	-----	-----
Total Offsetting Receipts					- 0 -	-19,442,049.46	-----	-19,442,049.46	-----	- 0 -
Total, Peace Corps					188,190,169.91	498,335,579.69	-----	434,165,834.39	2,935,399.03	249,424,516.18
Inter-American Foundation										
General Fund Accounts										
Inter-American Foundation Fund Resources: Undisbursed Funds	2020-2021		011	3100	-----	37,500,000.00	-----	10,191,838.29	-----	27,308,161.71
	2019-2020				13,900,501.93	-----	10,000,000.00	11,659,725.24	-----	12,240,776.69
	2018-2019				10,872,701.81	-----	-----	7,254,108.70	-----	3,618,593.11
	2017-2018				4,130,926.77	-----	-----	2,336,132.82	-----	1,794,793.95
	2016-2017				2,886,532.21	-----	-----	1,460,597.27	-----	1,425,934.94
	2015-2016				206,208.49	-----	-----	84,680.33	-----	121,528.16
	2011-2016				0.07	-----	-----	-----	-----	0.07
	2014-2015				90,453.62	-----	-----	4,930.00	85,523.62	-----
	No Year				11,902,604.38	-----	-----	307,581.00	-----	11,595,023.38
	Subtotal		011	3100	43,989,929.28	37,500,000.00	10,000,000.00	33,299,593.65	85,523.62	58,104,812.01
Trust Fund Accounts										
Gifts, Donations and Contributions, Inter-American Foundation, Funds Appropriated to the President Fund Resources: Undisbursed Funds	No Year		011	8243	473,026.77	176,204.81	-----	267,845.32	-----	381,386.26
Deductions for Offsetting Receipts										
Proprietary Receipts from the Public					-----	-176,204.81	-----	-176,204.81	-----	-----
Total, Inter-American Foundation					44,462,956.05	37,500,000.00	10,000,000.00	33,391,234.16	85,523.62	58,486,198.27
African Development Foundation										
General Fund Accounts										
African Development Foundation, Funds Appropriated to the President Fund Resources: Undisbursed Funds	2020-2021		011	0700	-----	33,000,000.00	-----	19,161,478.70	-----	13,838,521.30
	2019-2020				15,767,691.63	-----	-----	8,927,376.61	-----	6,840,315.02
	2018-2019				7,028,601.59	-----	-----	3,444,438.70	-----	3,584,162.89

Footnotes at End of Chapter

Appropriations, Outlays, and Balances - Continued

Appropriation or Fund Account Title	Account Symbol				Balances, Beginning of Fiscal Year	Appropriations and Other Obligational Authority ¹	Transfers Borrowings and Investment (Net) ²	Outlays (Net)	Balances Withdrawn and Other Transactions ³	Balances, End of Fiscal Year
	Period of Availability	ATA	AID	MAIN						
	2017-2018				2,237,002.40	-----	-----	585,824.90	-----	1,651,177.50
	2016-2017				1,683,831.40	-----	-----	208,658.11	-----	1,475,173.29
	2015-2016				2,266,851.04	-----	-----	159,421.88	-----	2,107,429.16
	2014-2015				1,892,597.76	-----	-----	146.87	1,892,450.89	-----
	No Year				10,470,162.54	-----	-----	2,010,901.30	-----	8,459,261.24
	Subtotal		011	0700	41,346,738.36	33,000,000.00	-----	34,498,247.07	1,892,450.89	37,956,040.40
Trust Fund Accounts										
Gifts and Donations, African Development Foundation										
Fund Resources:										
Undisbursed Funds										
	No Year		011	8239	1,279,271.44	5,169,126.56	-3,480,376.73	1,344,182.83	-----	1,623,838.44
Funds Held Outside the Treasury										
	No Year				4,118,753.86	-----	3,480,376.73	-----	-----	7,599,130.59
	Subtotal		011	8239	5,398,025.30	5,169,126.56	-----	1,344,182.83	-----	9,222,969.03
Deductions for Offsetting Receipts										
Proprietary Receipts from the Public										
					-----	-5,169,126.56	-----	-5,169,126.56	-----	-----
Total, African Development Foundation										
					46,744,763.66	33,000,000.00	-----	30,673,303.34	1,892,450.89	47,179,009.43
International Monetary Programs										
General Fund Accounts										
United States Quota, International Monetary Fund, Funds Appropriated to the President										
Fund Resources:										
Undisbursed Funds										
	No Year		011	0003	-----	-----	1,283,882,301.44	-----	1,283,882,301.44	-----
Transfer To:										
Treasury										
	No Year	020	011	0003	91,373,623,365.94	-----	-1,283,882,301.44	-----	7,398,000,000.00	82,691,741,064.50
Treasury										
	No Year				22,955,212,477.30	-----	-----	-8,255,926,842.59	-----	31,211,139,319.89
	Subtotal		011	0003	114,328,835,843.24	-----	-----	425,955,458.85	-----	113,902,880,384.39
Total, International Monetary Programs										
					114,328,835,843.24	-----	-----	-----	425,955,458.85	113,902,880,384.39
Military Sales Program										
Public Enterprise Funds										
Special Defense Acquisition Fund, Funds Appropriated to the President										
Fund Resources:										
Undisbursed Funds										
	No Year		011	4116	86,413,981.54	-40,826,095.00	27,309,468.58	-42,287,109.39	-----	115,184,464.51
Transfer To:										
Defense										
	2020-2022	097	011	4116	-----	40,826,095.00	-----	-----	-----	40,826,095.00
	2019-2021				25,000,000.00	-----	72,155,000.00	4,809.87	-----	97,150,190.13
	2018-2020				121,818,965.21	-----	48,725,590.59	32,888,312.91	-----	137,656,242.89
	2017-2019				218,266,190.29	-----	-51,567,672.14	87,533,181.38	-----	79,165,336.77
	2016-2018				166,793,717.62	-----	-714,104.37	113,558,935.83	-----	52,520,677.42
	2015-2017				1,238,115.04	-----	2,048,213.09	3,286,328.13	-----	-----
	2014-2016				14,279,091.57	-----	-----	41,171.94	-----	14,237,919.63
	2013-2016				8,899,480.85	-----	-----	-129,113.45	-----	9,028,594.30
	2012-2015				57.51	-----	14,438.66	14,496.17	-----	-----
	No Year				-----	-----	-97,970,934.41	-120,488,630.73	-----	22,517,696.32
	Subtotal		011	4116	642,709,599.63	-----	-----	74,422,382.66	-----	568,287,216.97
Trust Fund Accounts										
Advances, Foreign Military Sales, Funds Appropriated to the President										
Fund Resources:										
Undisbursed Funds										
	No Year		011	8242	⁷ 32,549,099,891.25	39,580,334,613.33	-----	37,253,464,619.90	-----	34,875,969,884.68
Unfunded Contract Authority										
	No Year				177,815,424,354.25	¹⁰ 15,547,951,459.82	-----	-----	-----	193,363,375,814.07
	Subtotal		011	8242	210,364,524,245.50	55,128,286,073.15	-----	37,253,464,619.90	-----	228,239,345,698.75
Deductions for Offsetting Receipts										
Proprietary Receipts from the Public										
					-----	-39,580,334,613.33	-----	-39,580,334,613.33	-----	-----
Total, Military Sales Program										
					211,007,233,845.13	15,547,951,459.82	-----	-2,252,447,610.77	-----	228,807,632,915.72

Footnotes at End of Chapter

Appropriations, Outlays, and Balances - Continued

Appropriation or Fund Account Title	Account Symbol				Balances, Beginning of Fiscal Year	Appropriations and Other Obligational Authority ¹	Transfers Borrowings and Investment (Net) ²	Outlays (Net)	Balances Withdrawn and Other Transactions ³	Balances, End of Fiscal Year	
	Period of Availability	ATA	AID	MAIN							SUB
Financing Accounts											
Public Enterprise Funds											
Foreign Military Financing, Direct Loan Financing Account, Funds Appropriated to the President Fund Resources: Undisbursed Funds	No Year		011	4122	000	634,372,801.41	-----	-1,310,000,000.00	-708,413,859.22	-----	32,786,660.63
Military Debt Reduction Financing Account Fund Resources: Undisbursed Funds	No Year		011	4174	000	11,767,289.23	-----	-47,890,227.14	-36,150,501.14	\$ 27,563.23	-----
Direct Loan Financing Account, United States International Development Finance Corporation Fund Resources: Undisbursed Funds Authority to Borrow from the Treasury	No Year		071	4074	000	152,891,173.37 2,518,170,068.50	3,069,905,451.35 116,594,632.91	-3,181,264,780.75 -2,634,764,701.41	41,531,843.97 -----	-----	-----
Subtotal			071	4074	000	2,671,061,241.87	3,186,500,084.26	-5,816,029,482.16	41,531,843.97	-----	- 0 -
Guaranteed Loan Financing Account, United States International Development Finance Corporation Fund Resources: Undisbursed Funds Authority to Borrow from the Treasury	No Year		071	4075	000	596,245,970.36 604,314,974.40	880,873,129.10 66,536,339.62	-1,453,985,822.17 -670,851,314.02	23,133,277.29 -----	-----	-----
Subtotal			071	4075	000	1,200,560,944.76	947,409,468.72	-2,124,837,136.19	23,133,277.29	-----	- 0 -
Loan Guarantees to Israel Financing Account, Agency for International Development, Funds Appropriated to the President Fund Resources: Undisbursed Funds	No Year		072	4119	000	1,178,330,810.78	-----	-----	95,257,881.01	-----	1,083,072,929.77
Debt Reduction Financing Account, United States Agency for International Development Fund Resources: Undisbursed Funds	No Year		072	4137	000	146,317,474.99	-25,627,056.10	-146,317,474.99	-25,627,056.10	-----	-----
Guaranteed Loan Financing Account, United States Agency for International Development Fund Resources: Undisbursed Funds	No Year		072	4266	000	108,743,586.17	4,555,823.69	-111,572,139.48	1,727,270.38	-----	-----
Private Sector Guaranty Loan Financing Account, United States Agency for International Development Fund Resources: Undisbursed Funds	No Year		072	4343	000	1,025.45	-----	-1,025.45	-----	-----	-----
Housing and Other Credit Guaranty Programs, Guaranty Loan Financing Account, United States Agency for International Development Fund Resources: Undisbursed Funds	No Year		072	4344	000	39,498,392.13	-849,864.80	-36,843,162.73	1,805,364.60	-----	-----
Assistance for the New Independent States of the Former Soviet Union: Ukraine Export Credit Insurance Financing Account Fund Resources: Undisbursed Funds	No Year		072	4345	000	1,097,865,697.64	-----	-----	187,754,615.50	-----	910,111,082.14
MENA Loan Guarantee Financing Account, Funds Appropriated to the President, US Agency for International Development Fund Resources: Undisbursed Funds	No Year		072	4493	000	1,324,575,121.90	-----	-----	150,065,598.26	-----	1,174,509,523.64
Debt Reduction Financing Account, United States International Development Finance Corporation Fund Resources: Undisbursed Funds	No Year		077	4137	000	-----	25,627,056.10	146,317,474.99	-9,283,122.89	-----	181,227,653.98
Guaranteed Loan Financing Account, Microenterprise and Small											

Footnotes at End of Chapter

Appropriations, Outlays, and Balances - Continued

Appropriation or Fund Account Title	Account Symbol				Balances, Beginning of Fiscal Year	Appropriations and Other Obligational Authority ¹	Transfers Borrowings and Investment (Net) ²	Outlays (Net)	Balances Withdrawn and Other Transactions ³	Balances, End of Fiscal Year	
	Period of Availability	ATA	AID	MAIN							SUB
Enterprise Development, United States International Development Finance Corporation Fund Resources: Undisbursed Funds	No Year		077	4343	000	-----	-----	1,025.45	1,025.45	-----	-----
Guaranteed Loan Financing Account, Urban and Environmental Credit, United States International Development Finance Corporation Fund Resources: Undisbursed Funds	No Year		077	4344	000	-----	849,864.80	36,843,162.73	4,211,578.91	-----	33,481,448.62
Direct Loan Financing Account, United States International Development Finance Corporation Fund Resources: Undisbursed Funds	No Year		077	4484	000	-----	-3,071,498,187.49	3,874,374,051.46	652,060,880.00	-----	150,814,983.97
Guaranteed Loan Financing Account, United States International Development Finance Corporation Fund Resources: Undisbursed Funds Authority to Borrow from the Treasury	No Year		077	4485	000	-----	-890,862,226.03	1,425,491,701.44	-5,196,934.20	-----	539,826,409.61
						-----	1,168,023,887.27	-726,271,660.69	-----	102,100,043.13	339,652,183.45
	Subtotal		077	4485	000	- 0 -	277,161,661.24	699,220,040.75	-5,196,934.20	102,100,043.13	879,478,593.06
Total, Financing Accounts						8,413,094,386.33	1,344,128,850.42	-4,836,734,892.76	372,877,861.82	102,127,606.36	4,445,482,875.81

Footnotes at End of Chapter

Appropriations, Outlays, and Balances - Continued

Footnotes

- 1 The amounts in this column, unless otherwise footnoted, represent appropriations, increases and rescissions in borrowing authority or new contract authority. Appropriation accounts with appropriation transfer activity are presented in Table 1 (Appropriations and Appropriation Transfers) at the end of this chapter.
- 2 The amounts in this column, unless otherwise footnoted, represent transfers - other than appropriation transfers, borrowings (gross), investments (net), unrealized discounts or funds held outside the Treasury.
- 3 The amounts in this column, unless otherwise footnoted, represent obligated balances canceled for fiscal year 2015 pursuant to 31 U.S.C. 1553 and adjustments to borrowing and contract authority.
- 4 Subject to disposition by the administrative agency.
- 5 Represents capital transfer to miscellaneous receipts.
- 6 The following account symbol(s) was/were amended during the current fiscal year:

Amended Symbol:(ATA, AID, POA, MAIN, SUB)

020	2018-2024	1045	000
020	2015-2024	1045	000
020	2018-2023	1045	000
020	2018-2022	1045	000
020	2017-2022	1045	000
020	2016-2022	1045	000
020	2018-2021	1045	000
020	2016-2021	1045	000
020	2014-2021	1045	000
020	2017-2020	1045	000
020	2016-2020	1045	000
020	2014-2020	1045	000
020	2017-2019	1045	000
020	2016-2019	1045	000
020	2015-2019	1045	000
020	2014-2019	1045	000
020	2013-2019	1045	000
020	2008-2019	1045	000
020	2016-2018	1045	000
020	2014-2018	1045	000
020	2015-2017	1045	000
020	2014-2017	1045	000
020	2013-2017	1045	000
020	2012-2017	1045	000
020	2011-2017	1045	000
020	2016	1045	000
020	2014-2016	1045	000

Discontinued Symbol:(ATA, AID, POA, MAIN, SUB)

011	2018-2024	1045	000
011	2015-2024	1045	000
011	2018-2023	1045	000
011	2018-2022	1045	000
011	2017-2022	1045	000
011	2016-2022	1045	000
011	2018-2021	1045	000
011	2016-2021	1045	000
011	2014-2021	1045	000
011	2017-2020	1045	000
011	2016-2020	1045	000
011	2014-2020	1045	000
011	2017-2019	1045	000
011	2016-2019	1045	000
011	2015-2019	1045	000
011	2014-2019	1045	000
011	2013-2019	1045	000
011	2008-2019	1045	000
011	2016-2018	1045	000
011	2014-2018	1045	000
011	2015-2017	1045	000
011	2014-2017	1045	000
011	2013-2017	1045	000
011	2012-2017	1045	000
011	2011-2017	1045	000
011	2016	1045	000
011	2014-2016	1045	000

Appropriations, Outlays, and Balances - Continued

Footnotes

020	2013-2016	1045	000		011	2013-2016	1045	000
020	2010-2016	1045	000		011	2010-2016	1045	000
020	2013-2015	1045	000		011	2013-2015	1045	000
020	2011-2015	1045	000		011	2011-2015	1045	000
020	X	1045	000		011	X	1045	000

7 The opening balance(s) of the following account(s) have been adjusted during the current fiscal year and do not agree with last year's closing balance(s):

<u>Account Symbol: (ATA, AID, POA, MAIN, SUB)</u>	<u>Adjustment</u>
072 2017-2019 1264 000 - Undi sbursed Funds	\$2,116.81
011 X 8242 000 - Undi sbursed Funds	\$11,000,000.00

- 8 Pursuant to Public Law # 113-76, 128 Stat. 490-491, the balance for this account has been extended beyond the normal period of availability to liquidate obligations.
- 9 Pursuant to Public Law # 112-74, 125 Stat. 1192, the balance for this account has been extended beyond the normal period of availability to liquidate obligations.
- 10 Represents \$54,653,709,120.59 and \$39,105,757,660.77, which are new contract authority and appropriations to liquidate, respectively.

Appropriations, Outlays, and Balances - Continued

Footnotes

Table 1 - Appropriations and Appropriation Transfers - International Assistance Programs

AID	ATA	Period of Availability	MAIN	Net Appropriations and Appropriation Transfers	Appropriation Amount	Net Appropriation Transfers	AID Involved	ATA Involved	Period of Availability Involved	MAIN Involved	Amount From or To (-)
011		X	0074	0.00	1,182,039,201.80	-1,182,039,201.80	011	020	X	0074	-1,182,039,201.80
011		20	1032	0.00	132,135,000.00	-132,135,000.00	011		2021	1032	-10,000,000.00
							011	019	20	1032	-122,135,000.00
011		2021	1032	0.00	325,213,000.00	-325,213,000.00	011		20	1032	10,000,000.00
							011	019	2021	1032	-335,213,000.00
011		2021	1075	0.00	895,750,000.00	-895,750,000.00	011		X	1075	-30,000,000.00
							011	019	2021	1075	-865,750,000.00
011		20	1081	15,060,654.24	112,925,000.00	-97,864,345.76	011		2021	1081	-23,064,785.00
							011	017	20	1081	-20,833,105.00
							011	021	20	1081	-38,034,117.00
							011	057	20	1081	-13,823,027.00
							011	097	20	1081	-2,109,311.76
011		2021	1081	23,064,785.00	0.00	23,064,785.00	011		20	1081	23,064,785.00
011		20	1082	100,000.00	5,645,015,000.00	-5,644,915,000.00	011		2021	1082	-1,300,000,000.00
							011	017	20	1082	-1,401,154.00
							011	019	20	1082	-3,780,964.00
							011	021	20	1082	-2,422,050.73
							011	057	20	1082	-1,216,000.00
							011	097	20	1082	-4,336,094,831.27
011		2021	1082	1,655,927,000.00	511,909,000.00	1,144,018,000.00	011		20	1082	1,300,000,000.00
							011	097	2021	1082	-155,982,000.00
011		X	4116	-40,826,095.00	0.00	-40,826,095.00	011		2022	4116	-40,826,095.00
011	017	20	1081	20,833,105.00	0.00	20,833,105.00	011		20	1081	20,833,105.00
011	017	20	1082	1,401,154.00	0.00	1,401,154.00	011		20	1082	1,401,154.00
019		20	1005	358,000,000.00	390,500,000.00	-32,500,000.00	019		2021	1031	-32,500,000.00
011	019	20	1032	122,135,000.00	0.00	122,135,000.00	011		20	1032	122,135,000.00
011	019	2021	1032	335,213,000.00	0.00	335,213,000.00	011		2021	1032	335,213,000.00
011	019	X	1075	30,000,000.00	0.00	30,000,000.00	011		X	1075	30,000,000.00
011	019	2021	1075	865,750,000.00	0.00	865,750,000.00	011		2021	1075	865,750,000.00
011	019	20	1082	3,780,964.00	0.00	3,780,964.00	011		20	1082	3,780,964.00
072	019	2021	0306	204,960,119.00	0.00	204,960,119.00	072		2021	0306	204,960,119.00
072	019	2021	1037	21,500,000.00	0.00	21,500,000.00	072		2021	1037	21,500,000.00
072	019	2022	1037	1,700,000.00	0.00	1,700,000.00	072		2022	1037	1,700,000.00

Footnotes

Table 1 - Appropriations and Appropriation Transfers - International Assistance Programs

AID	ATA	Period of Availability	MAIN	Net Appropriations and Appropriation Transfers	Appropriation Amount	Net Appropriation Transfers	AID Involved	ATA Involved	Period of Availability Involved	MAIN Involved	Amount From or To (-)
011	020	X	0074	1,182,039,201.80	0.00	1,182,039,201.80	011		X	0074	1,182,039,201.80
011	021	20	1081	38,034,117.00	0.00	38,034,117.00	011		20	1081	38,034,117.00
011	021	20	1082	2,422,050.73	0.00	2,422,050.73	011		20	1082	2,422,050.73
011	057	20	1081	13,823,027.00	0.00	13,823,027.00	011		20	1081	13,823,027.00
011	057	20	1082	1,216,000.00	0.00	1,216,000.00	011		20	1082	1,216,000.00
071		X	0100	-110,564.84	0.00	-110,564.84	077		X	0110	-110,564.84
071		X	4074	3,069,905,451.35	0.00	3,069,905,451.35	077		X	4483	-1,592,736.14
							077		X	4484	3,071,498,187.49
071		X	4075	880,873,129.10	0.00	880,873,129.10	077		X	4483	-5,433,273.24
							077		X	4485	886,306,402.34
072		2021	0306	565,373,881.00	770,334,000.00	-204,960,119.00	072	019	2021	0306	-204,960,119.00
072		20	1000	1,270,155,748.00	1,377,246,000.00	-107,090,252.00	072		2021	1000	-114,090,252.00
							072		2022	1037	7,000,000.00
072		2021	1000	114,090,252.00	0.00	114,090,252.00	072		20	1000	114,090,252.00
072		20	1007	67,700,000.00	75,500,000.00	-7,800,000.00	072		2021	1007	-7,800,000.00
072		2021	1007	7,800,000.00	0.00	7,800,000.00	072		20	1007	7,800,000.00
072		X	1035	4,967,290,021.00	4,953,362,000.00	13,928,021.00	070		X	0702	13,928,021.00
072		2021	1037	3,023,500,000.00	3,045,000,000.00	-21,500,000.00	072	019	2021	1037	-21,500,000.00
072		2022	1037	241,300,000.00	250,000,000.00	-8,700,000.00	072	019	2022	1037	-1,700,000.00
							072		20	1000	-7,000,000.00
072		X	4103	-104,939,240.82	0.00	-104,939,240.82	077		X	4103	-104,939,240.82
072		X	4137	-25,627,056.10	0.00	-25,627,056.10	077		X	4137	-25,627,056.10
072		X	4266	4,555,823.69	0.00	4,555,823.69	077		X	4485	4,555,823.69
072		X	4340	-3,267,542.36	1,997,918.42	-5,265,460.78	077		X	4340	-5,265,460.78
072		X	4344	-849,864.80	0.00	-849,864.80	077		X	4344	-849,864.80
077		X	0110	710,499.47	599,934.63	110,564.84	071		X	0100	110,564.84
077		2022	0110	313,791,602.48	283,791,602.48	30,000,000.00	077		2022	4483	30,000,000.00
077		X	4103	104,939,240.82	0.00	104,939,240.82	072		X	4103	104,939,240.82
077		X	4137	25,627,056.10	0.00	25,627,056.10	072		X	4137	25,627,056.10
077		X	4340	5,265,460.78	0.00	5,265,460.78	072		X	4340	5,265,460.78
077		X	4344	849,864.80	0.00	849,864.80	072		X	4344	849,864.80
077		X	4483	-122,928,183.66	0.00	-122,928,183.66	071		X	4074	1,592,736.14
							071		X	4075	5,433,273.24

Appropriations, Outlays, and Balances - Continued

Footnotes

Table 1 - Appropriations and Appropriation Transfers - International Assistance Programs

AID	ATA	Period of Availability	MAIN	Net Appropriations and Appropriation Transfers	Appropriation Amount	Net Appropriation Transfers	AID Involved	ATA Involved	Period of Availability Involved	MAIN Involved	Amount From or To (-)
077		2022	4483	98,954,193.04	0.00	98,954,193.04	077		2022	4483	-128,954,193.04
							077		2024	4483	-1,000,000.00
							077		2022	0110	-30,000,000.00
							077		X	4483	128,954,193.04
077		2024	4483	1,000,000.00	0.00	1,000,000.00	077		X	4483	1,000,000.00
077		X	4484	-3,071,498,187.49	0.00	-3,071,498,187.49	071		X	4074	-3,071,498,187.49
077		X	4485	-890,862,226.03	0.00	-890,862,226.03	071		X	4075	-886,306,402.34
							072		X	4266	-4,555,823.69
011	097	20	1081	2,109,311.76	0.00	2,109,311.76	011		20	1081	2,109,311.76
011	097	20	1082	4,336,094,831.27	0.00	4,336,094,831.27	011		20	1082	4,336,094,831.27
011	097	2021	1082	155,982,000.00	0.00	155,982,000.00	011		2021	1082	155,982,000.00
011	097	2022	4116	40,826,095.00	0.00	40,826,095.00	011		2022	4116	40,826,095.00
Total				19,934,745,678.33	19,953,317,657.33	-18,571,979.00					-18,571,979.00

Appropriations, Outlays, and Balances - Continued

Appropriation or Fund Account Title	Account Symbol				Balances, Beginning of Fiscal Year	Appropriations and Other Obligational Authority ¹	Transfers Borrowings and Investment (Net) ²	Outlays (Net)	Balances Withdrawn and Other Transactions ³	Balances, End of Fiscal Year	
	Period of Availability	ATA	AID	MAIN							SUB
National Aeronautics and Space Administration											
General Fund Accounts											
Office of Inspector General, National Aeronautics and Space Administration											
Fund Resources:											
Undisbursed Funds	2020-2021		080	0109	000	-----	500,000.00	-----	18,900.00	-----	481,100.00
	2020					-----	41,200,000.00	-----	35,483,323.63	-----	5,716,676.37
	2019-2020					500,000.00	-----	-----	460,917.02	-----	39,082.98
	2019					5,280,824.29	-----	-----	4,340,556.39	-----	940,267.90
	2018-2019					86,976.92	-----	-----	23,028.70	-----	63,948.22
	2018					534,878.02	-----	-----	-----	-----	534,878.02
	2017-2018					14,478.88	-----	-----	-----	-----	14,478.88
	2017					151,869.28	-----	-----	-----	-----	151,869.28
	2016-2017					19,056.26	-----	-----	-----	-----	19,056.26
	2016					198,918.71	-----	-----	-----	-----	198,918.71
	2015-2016					11,289.83	-----	-----	-----	-----	11,289.83
	2015					527,235.53	-----	-----	-----	527,235.53	-----
	2014-2015					84,128.29	-----	-----	-----	84,128.29	-----
	Subtotal		080	0109	000	7,409,656.01	41,700,000.00	-----	40,326,725.74	611,363.82	8,171,566.45
Human Space Flight, National Aeronautics and Space Administration											
Fund Resources:											
Undisbursed Funds	2003-2005		080	0111	000	458,170.36	-----	-----	-----	-----	⁴ 458,170.36
	2003-2004					9,658,940.11	-----	-----	-----	-----	⁴ 9,658,940.11
	2002-2004					184,874.17	-----	-----	-----	-----	⁴ 184,874.17
	Subtotal		080	0111	000	10,301,984.64	-----	-----	-----	-----	10,301,984.64
Space Flight Capabilities, National Aeronautics and Space Administration											
Fund Resources:											
Undisbursed Funds	2020-2021		080	0115	000	-----	4,134,704,000.00	-----	2,353,375,196.73	-----	1,781,328,803.27
	2019-2020					1,676,033,576.69	-----	-----	1,541,562,749.99	-----	134,470,826.70
	2018-2019					577,547,791.12	-----	-----	170,791,103.09	-----	406,756,688.03
	2017-2018					408,704,334.48	-----	-----	295,030,882.81	-----	113,673,451.67
	2016-2017					3,801,849.09	-----	-----	1,629,934.54	-----	2,171,914.55
	2015-2016					2,688,399.12	-----	-----	-308,160.79	-----	2,996,559.91
	2014-2015					1,472,207.06	-----	-----	-284,583.23	1,756,790.29	-----
	2013-2014					680,936.58	-----	-----	-----	-----	⁴ 680,936.58
	2012-2013					40,560.11	-----	-----	-----	-----	⁴ 40,560.11
	2011-2012					18,756,730.03	-----	-----	1,995,983.17	-----	⁴ 16,760,746.86
	2010-2011					31,975.59	-----	-----	-----	-----	⁴ 31,975.59
	2008-2010					23,085.49	-----	-----	-----	-----	⁴ 23,085.49
	2008-2009					5,465,109.14	-----	-----	-240.52	-----	⁴ 5,465,349.66
	2007-2009					0.54	-----	-----	-----	-----	⁴ 0.54
	2007-2008					4,551,784.96	-----	-----	0.01	-----	⁴ 4,551,784.95
	2006-2008					994,573.04	-----	-----	-----	-----	⁴ 994,573.04

Footnotes at End of Chapter

Appropriations, Outlays, and Balances - Continued

Appropriation or Fund Account Title	Account Symbol				Balances, Beginning of Fiscal Year	Appropriations and Other Obligational Authority ¹	Transfers Borrowings and Investment (Net) ²	Outlays (Net)	Balances Withdrawn and Other Transactions ³	Balances, End of Fiscal Year
	Period of Availability	ATA	AID	MAIN SUB						
	2006-2007				9,236,996.51	-----	-----	-----	-----	⁴ 9,236,996.51
	2005-2007				676,601.13	-----	-----	-----	-----	⁴ 676,601.13
	2005-2006				13,768,522.52	-----	-----	-----	-----	⁴ 13,768,522.52
	2004-2006				291,685.19	-----	-----	-----	-----	⁴ 291,685.19
	2004-2005				18,472,329.49	-----	-----	31,047.96	-----	⁴ 18,441,281.53
	No Year				1,987,435.24	-----	-----	-7,032.05	-----	1,994,467.29
	Subtotal		080	0115 000	2,745,226,483.12	4,134,704,000.00	-----	4,363,816,881.71	1,756,790.29	2,514,356,811.12
Science, National Aeronautics and Space Administration Fund Resources:										
Undisbursed Funds	2020-2021		080	0120 000	-----	7,143,100,000.00	-----	⁵ 2,908,889,447.01	-----	4,234,210,552.99
	2019-2020				4,311,772,143.26	-70,000,000.00	-----	⁶ 3,299,082,178.75	-----	942,689,964.51
	2018-2019				657,725,488.59	-----	-----	464,950,853.66	-----	192,774,634.93
	2017-2018				105,245,118.59	-----	-----	58,189,379.88	-----	47,055,738.71
	2016-2017				25,891,666.90	-----	-----	7,801,687.76	-----	18,089,979.14
	2015-2016				13,908,584.48	-----	-----	1,894,730.20	-----	12,013,854.28
	2014-2015				9,837,439.69	-----	-----	1,845,872.79	7,991,566.90	-----
	No Year				124,376.20	-----	-----	-----	-----	124,376.20
	Subtotal		080	0120 000	5,124,504,817.71	7,073,100,000.00	-----	6,742,654,150.05	7,991,566.90	5,446,959,100.76
Safety, Security and Mission Services, National Aeronautics and Space Administration Fund Resources:										
Undisbursed Funds	2020-2022		080	0122 000	-----	-----	-----	-58,840,367.64	-----	58,840,367.64
	2020-2021				-----	2,973,300,000.00	-----	⁷ 2,201,241,496.08	-----	772,058,503.92
	2019-2021				33,775,822.82	-----	-----	-18,076,819.45	-----	51,852,642.27
	2019-2020				649,782,183.22	-----	-----	⁸ 564,932,463.12	-----	84,849,720.10
	2018-2020				8,542,965.84	-----	-----	3,573,095.31	-----	4,969,870.53
	2018-2019				134,107,412.30	-----	-----	33,445,273.01	-----	100,662,139.29
	2017-2019				2,463,575.17	-----	-----	1,931,815.41	-----	531,759.76
	2017-2018				24,773,852.37	-----	-----	8,721,598.36	-----	16,052,254.01
	2016-2018				229,276.05	-----	-----	211,082.25	-----	18,193.80
	2016-2017				9,345,786.84	-----	-----	2,212,540.90	-----	7,133,245.94
	2015-2017				11.00	-----	-----	-----	-----	11.00
	2015-2016				6,065,384.01	-----	-----	1,711,458.87	-----	4,353,925.14
	2014-2015				4,005,470.99	-----	-----	1,882,462.55	2,123,008.44	-----
	No Year				138,043,464.03	-----	-----	-6,073,106.92	-----	144,116,570.95
	Subtotal		080	0122 000	1,011,135,204.64	2,973,300,000.00	-----	2,736,872,991.85	2,123,008.44	1,245,439,204.35
Exploration, National Aeronautics and Space Administration Fund Resources:										
Undisbursed Funds	2020-2021		080	0124 000	-----	5,959,800,000.00	-----	3,446,979,825.12	-----	2,512,820,174.88
	2019-2020				1,945,781,901.42	-----	-----	⁹ 1,808,411,602.70	-----	137,370,298.72
	2018-2019				357,822,477.58	-----	-----	122,278,446.20	-----	235,544,031.38
	2017-2018				6,448,049.24	-----	-----	2,945,289.12	-----	3,502,760.12
	2016-2017				1,766,075.07	-----	-----	120,943.66	-----	1,645,131.41
	2015-2016				3,704,753.78	-----	-----	248,054.95	-----	3,456,698.83

Footnotes at End of Chapter

Appropriations, Outlays, and Balances - Continued

Appropriation or Fund Account Title	Account Symbol				Balances, Beginning of Fiscal Year	Appropriations and Other Obligational Authority ¹	Transfers Borrowings and Investment (Net) ²	Outlays (Net)	Balances Withdrawn and Other Transactions ³	Balances, End of Fiscal Year	
	Period of Availability	ATA	AID	MAIN							SUB
	2014-2015				2,280,244.52	-----	-----	784,898.74	1,495,345.78	-----	
	2013-2014				1,728,135.92	-----	-----	-230.56	-----	⁴ 1,728,366.48	
	2012-2013				1,599,055.01	-----	-----	-----	-----	⁴ 1,599,055.01	
	2011-2012				264,848.90	-----	-----	714.51	-----	⁴ 264,134.39	
	2010-2011				2,773,074.91	-----	-----	-5,256.05	-----	⁴ 2,778,330.96	
	No Year				452,720.71	-----	-----	-----	-----	452,720.71	
	Subtotal		080	0124	000	2,324,621,337.06	5,959,800,000.00	-----	5,381,764,288.39	1,495,345.78	2,901,161,702.89
Aeronautics, National Aeronautics and Space Administration Fund Resources:											
Undisbursed Funds	2020-2021		080	0126	000	-----	783,900,000.00	-----	¹⁰ 478,373,954.53	-----	305,526,045.47
	2019-2020				352,348,949.85	-----	-----	286,405,586.98	-----	65,943,362.87	
	2018-2019				48,032,961.30	-----	-----	39,125,896.84	-----	8,907,064.46	
	2017-2018				24,743,133.99	-----	-----	20,676,988.19	-----	4,066,145.80	
	2016-2017				3,224,492.32	-----	-----	964,448.21	-----	2,260,044.11	
	2015-2016				3,225,388.62	-----	-----	240,872.51	-----	2,984,516.11	
	2014-2015				2,624,139.28	-----	-----	208,031.72	2,416,107.56	-----	
	Subtotal		080	0126	000	434,199,065.36	783,900,000.00	-----	825,995,778.98	2,416,107.56	389,687,178.82
Science, Technology, Engineering, and Mathematics Engagement, National Aeronautics and Space Administration Fund Resources:											
Undisbursed Funds	2020-2021		080	0128	000	-----	120,000,000.00	-----	14,058,981.68	-----	105,941,018.32
	2019-2020				96,109,874.95	-----	-----	52,063,809.39	-----	44,046,065.56	
	2018-2019				39,308,871.83	-----	-----	26,229,359.65	-----	13,079,512.18	
	2017-2018				13,933,141.46	-----	-----	8,432,451.57	-----	5,500,689.89	
	2016-2017				7,182,296.32	-----	-----	3,788,982.90	-----	3,393,313.42	
	2015-2016				2,949,773.85	-----	-----	1,620,682.55	-----	1,329,091.30	
	2014-2015				2,118,411.43	-----	-----	441,344.47	1,677,066.96	-----	
	Subtotal		080	0128	000	161,602,369.84	120,000,000.00	-----	106,635,612.21	1,677,066.96	173,289,690.67
Construction and Environmental Compliance and Restoration, National Aeronautics and Space Administration Fund Resources:											
Undisbursed Funds	2020-2025		080	0130	000	-----	432,496,000.00	-----	11,488,001.73	-----	421,007,998.27
	2020-2024				-----	-----	-----	-18,822,185.48	-----	18,822,185.48	
	2019-2024				357,109,662.34	-----	-----	104,911,543.66	-----	252,198,118.68	
	2019-2023				19,732,489.29	-----	-----	10,060,683.21	-----	9,671,806.08	
	2018-2023				340,763,874.48	-----	-----	152,185,531.35	-----	188,578,343.13	
	2018-2022				6,104,375.48	-----	-----	1,192,656.39	-----	4,911,719.09	
	2017-2022				107,114,980.00	-----	-----	39,790,632.75	-----	67,324,347.25	
	2017-2021				3,036,444.63	-----	-----	1,192,437.25	-----	1,844,007.38	
	2016-2021				49,583,663.41	-----	-----	18,477,569.29	-----	31,106,094.12	
	2016-2020				1,417,921.09	-----	-----	301,993.83	-----	1,115,927.26	
	2015-2020				13,458,018.41	-----	-----	8,554,419.42	-----	4,903,598.99	
	2015-2019				320,969.27	-----	-----	204,161.87	-----	116,807.40	
	2014-2019				6,147,836.73	-----	-----	2,111,294.93	-----	4,036,541.80	

Footnotes at End of Chapter

Appropriations, Outlays, and Balances - Continued

Appropriation or Fund Account Title	Account Symbol				Balances, Beginning of Fiscal Year	Appropriations and Other Obligational Authority ¹	Transfers Borrowings and Investment (Net) ²	Outlays (Net)	Balances Withdrawn and Other Transactions ³	Balances, End of Fiscal Year
	Period of Availability	ATA	AID	MAIN						
	2014-2018				295,282.54	-----	-----	145,923.00	-----	149,359.54
	2013-2018				2,642,059.04	-----	-----	63,921.84	-----	2,578,137.20
	2013-2017				0.01	-----	-----	-----	-----	0.01
	2012-2017				1,811,124.38	-----	-----	72,268.40	-----	1,738,855.98
	2012-2016				0.01	-----	-----	-----	-----	0.01
	2011-2016				1,314,274.64	-----	-----	618,696.86	-----	695,577.78
	2011-2015				0.01	-----	-----	0.01	-----	-----
	2010-2015				366,494.02	-----	-----	5,100.00	361,394.02	-----
	No Year				163,730,906.45	-----	-----	64,994,799.67	-----	98,736,106.78
	Subtotal		080	0130	1,074,950,376.23	432,496,000.00	-----	397,549,449.98	361,394.02	1,109,535,532.23
Space Technology, National Aeronautics and Space Administration										
Fund Resources:										
Undisbursed Funds										
	2020-2021		080	0131	-----	1,098,000,000.00	-----	¹¹ 472,717,702.96	-----	625,282,297.04
	2019-2020				542,134,728.51	-----	-----	402,177,560.64	-----	139,957,167.87
	2018-2019				105,508,128.05	-----	-----	82,601,940.12	-----	22,906,187.93
	2017-2018				19,973,777.34	-----	-----	12,102,025.71	-----	7,871,751.63
	2016-2017				6,195,505.60	-----	-----	2,210,906.18	-----	3,984,599.42
	2015-2016				5,245,623.88	-----	-----	1,153,392.24	-----	4,092,231.64
	2014-2015				1,848,076.33	-----	-----	67,351.26	1,780,725.07	-----
	No Year				5,380,000.00	2,000,000.00	-----	-----	-----	7,380,000.00
	Subtotal		080	0131	686,285,839.71	1,100,000,000.00	-----	973,030,879.11	1,780,725.07	811,474,235.53
Intragovernmental Funds										
Working Capital Fund, National Aeronautics and Space Administration										
Fund Resources:										
Undisbursed Funds										
	No Year		080	4546	244,191,213.96	-----	-----	-24,172,081.71	-----	268,363,295.67
Trust Fund Accounts										
Endeavor Teacher Fellowship Trust Fund, National Aeronautics and Space Administration										
Fund Resources:										
Undisbursed Funds										
	No Year		080	8550	63,504.38	3,644.05	-2,965.08	-----	-----	64,183.35
Unrealized Discount on Investments										
					-3,171.35	-----	2,965.08	-----	-----	-206.27
Investments in US Treasury Securities										
					340,000.00	-----	-----	-----	-----	340,000.00
	Subtotal		080	8550	400,333.03	3,644.05	-----	-----	-----	403,977.08
National Space Grant Program, National Aeronautics and Space Administration										
Fund Resources:										
Undisbursed Funds										
	No Year		080	8977	108,132.62	-----	-----	-----	-----	108,132.62
Science, Space and Technology Education Trust Fund, National Aeronautics and Space Administration										
Fund Resources:										
Undisbursed Funds										
	No Year		080	8978	590,877.11	304,552.06	766,871.99	1,000,000.00	-----	662,301.16
Unrealized Discount on Investments										
					-1,596.87	-----	1,507.91	-----	-----	-88.96
Investments in US Treasury Securities										
					15,487,587.81	-----	-768,379.90	-----	-----	14,719,207.91

Footnotes at End of Chapter

Appropriations, Outlays, and Balances - Continued

Appropriation or Fund Account Title	Account Symbol				Balances, Beginning of Fiscal Year	Appropriations and Other Obligational Authority ¹	Transfers Borrowings and Investment (Net) ²	Outlays (Net)	Balances Withdrawn and Other Transactions ³	Balances, End of Fiscal Year	
	Period of Availability	ATA	AID	MAIN							SUB
Subtotal			080	8978	000	16,076,868.05	304,552.06	-----	1,000,000.00	-----	15,381,420.11
Gifts and Donations, National Aeronautics and Space Administration Fund Resources:											
Undisbursed Funds	No Year		080	8980	000	602,419.91	150.00	-----	-----	-----	602,569.91
Deductions for Offsetting Receipts											
Proprietary Receipts from the Public						-----	-21,047,975.08	-----	-21,047,975.08	-----	-----
Intrabudgetary Receipts Deducted by Agency						-----	-503,706.25	-----	-503,706.25	-----	-----
Total, Offsetting Receipts						-----	-21,551,681.33	-----	-21,551,681.33	-----	-----
Total, National Aeronautics and Space Administration						13,841,616,101.89	22,597,756,664.78	-----	21,523,922,994.98	20,213,368.84	14,895,236,402.85

Footnotes at End of Chapter

Appropriations, Outlays, and Balances - Continued

Footnotes

- 1 The amounts in this column, unless otherwise footnoted, represent appropriations, increases and rescissions in borrowing authority or new contract authority. Appropriation accounts with appropriation transfer activity are presented in Table 1 (Appropriations and Appropriation Transfers) at the end of this chapter.
- 2 The amounts in this column, unless otherwise footnoted, represent transfers - other than appropriation transfers, borrowings (gross), investments (net), unrealized discounts or funds held outside the Treasury.
- 3 The amounts in this column, unless otherwise footnoted, represent obligated balances canceled for fiscal year 2015 pursuant to 31 U.S.C. 1553 and adjustments to borrowing and contract authority.
- 4 Pursuant to Public Law # 114-113, 129 Stat. 2318, the balance for this account has been extended beyond the normal period of availability to liquidate obligations.
- 5 Includes \$435,985.28 which represents payment for obligations of a closed account.
- 6 Includes \$8,571.63 which represents payment for obligations of a closed account.
- 7 Includes \$320,279.00 which represents payment for obligations of a closed account.
- 8 Includes \$14,748.31 which represents payment for obligations of a closed account.
- 9 Includes \$186,061.80 which represents payment for obligations of a closed account.
- 10 Includes \$7,186.65 which represents payment for obligations of a closed account.
- 11 Includes \$1,374.19 which represents payment for obligations of a closed account.

Footnotes

Table 1 - Appropriations and Appropriation Transfers - National Aeronautics and Space Administration

AID	ATA	Period of Availability	MAIN	Net Appropriations and Appropriation Transfers	Appropriation Amount	Net Appropriation Transfers	AID Involved	ATA Involved	Period of Availability Involved	MAIN Involved	Amount From or To (-)
080		2021	0115	4,134,704,000.00	4,140,200,000.00	-5,496,000.00	080		2021	0120	-5,000,000.00
							080		2025	0130	-496,000.00
080		2021	0120	7,143,100,000.00	7,138,900,000.00	4,200,000.00	080		2021	0115	5,000,000.00
							080		2025	0130	-800,000.00
080		2021	0124	5,959,800,000.00	6,017,600,000.00	-57,800,000.00	080		2025	0130	-57,800,000.00
080		2025	0130	432,496,000.00	373,400,000.00	59,096,000.00	080		2021	0115	496,000.00
							080		2021	0120	800,000.00
							080		2021	0124	57,800,000.00
080		X	0131	2,000,000.00	0.00	2,000,000.00	080		2021	0131	2,000,000.00
080		2021	0131	1,098,000,000.00	1,100,000,000.00	-2,000,000.00	080		X	0131	-2,000,000.00
Total				18,770,100,000.00	18,770,100,000.00	-----					-----

This Page Left Blank Intentionally

Appropriations, Outlays, and Balances - Continued

Appropriation or Fund Account Title	Account Symbol				Balances, Beginning of Fiscal Year	Appropriations and Other Obligational Authority ¹	Transfers Borrowings and Investment (Net) ²	Outlays (Net)	Balances Withdrawn and Other Transactions ³	Balances, End of Fiscal Year	
	Period of Availability	ATA	AID	MAIN							SUB
National Science Foundation											
General Fund Accounts											
Research and Related Activities, National Science Foundation											
Fund Resources:											
Undisbursed Funds	2020-2021		049	0100	000	-----	6,310,850,000.00	-----	612,316,483.10	-----	5,698,533,516.90
	2019-2020					5,317,994,328.15	-----	-----	1,932,425,501.42	-----	3,385,568,826.73
	2018-2019					3,141,482,001.92	-----	-----	1,489,131,351.54	-----	1,652,350,650.38
	2017-2018					1,505,148,263.93	-----	-----	750,391,081.07	-----	754,757,182.86
	2016-2017					658,049,767.73	-----	-----	366,299,926.04	-----	291,749,841.69
	2015-2016					273,190,558.92	-----	-----	143,843,662.98	-----	129,346,895.94
	2014-2015					† 110,521,914.80	-----	-----	54,235,171.34	56,286,743.46	-----
	No Year					576,664,278.58	478,950,000.00	-----	462,600,584.09	-----	593,013,694.49
	Subtotal		049	0100	000	11,583,051,114.03	6,789,800,000.00	-----	5,811,243,761.58	56,286,743.46	12,505,320,608.99
Education and Human Resources, National Science Foundation											
Fund Resources:											
Undisbursed Funds	2020-2021		049	0106	000	-----	942,550,000.00	-----	35,539,804.77	-----	907,010,195.23
	2019-2020					889,791,669.74	-----	-----	270,273,156.25	-----	619,518,513.49
	2018-2019					588,784,818.23	-----	-----	243,182,125.89	-----	345,602,692.34
	2017-2018					304,664,831.42	-----	-----	139,384,711.86	-----	165,280,119.56
	2016-2017					162,518,050.59	-----	-----	76,053,394.83	-----	86,464,655.76
	2015-2016					77,306,327.68	-----	-----	29,165,435.86	-----	48,140,891.82
	2014-2015					29,021,038.16	-----	-----	10,006,676.81	19,014,361.35	-----
	No Year					42,796,681.38	-----	-----	9,485,768.19	-----	33,310,913.19
	Subtotal		049	0106	000	2,094,883,417.20	942,550,000.00	-----	813,091,074.46	19,014,361.35	2,205,327,981.39
Agency Operations and Award Management, National Science Foundation											
Fund Resources:											
Undisbursed Funds	2020-2021		049	0180	000	-----	19,850,000.00	-----	-----	-----	19,850,000.00
	2020					-----	337,900,000.00	-----	289,975,722.56	-----	47,924,277.44
	2019					66,048,564.42	-----	-----	60,908,493.28	-----	5,140,071.14
	2018					3,911,849.80	-----	-----	1,482,874.08	-----	2,428,975.72
	2017					1,684,178.83	-----	-----	17,518.77	-----	1,666,660.06
	2016					3,487,450.06	-----	-----	30,298.76	-----	3,457,151.30
	2015					3,491,175.42	-----	-----	48,568.05	3,442,607.37	-----
	No Year					319,406.97	-----	-----	47,919.43	-----	271,487.54
	Subtotal		049	0180	000	78,942,625.50	357,750,000.00	-----	352,511,394.93	3,442,607.37	80,738,623.20
Office of Inspector General, National Science Foundation											
Fund Resources:											
Undisbursed Funds	2020-2021		049	0300	000	-----	400,000.00	-----	-----	-----	400,000.00
	2020					-----	16,100,000.00	-----	15,027,113.88	-----	1,072,886.12
	2019-2020					400,000.00	-----	-----	376,863.27	-----	23,136.73
	2019					826,589.06	-----	-----	731,834.61	-----	94,754.45
	2018-2019					94,671.00	-----	-----	86,546.41	-----	8,124.59
	2018					229,570.92	-----	-----	-140,997.42	-----	370,568.34
	2017-2018					98,349.58	-----	-----	-80.03	-----	98,429.61

Footnotes at End of Chapter

Appropriations, Outlays, and Balances - Continued

Appropriation or Fund Account Title	Account Symbol				Balances, Beginning of Fiscal Year	Appropriations and Other Obligational Authority ¹	Transfers Borrowings and Investment (Net) ²	Outlays (Net)	Balances Withdrawn and Other Transactions ³	Balances, End of Fiscal Year
	Period of Availability	ATA	AID	MAIN						
	2017				437,499.23	-----	-----	-95,178.67	-----	532,677.90
	2016-2017				117.00	-----	-----	-----	-----	117.00
	2016				619,275.72	-----	-----	-108,772.76	-----	728,048.48
	2015-2016				242,053.92	-----	-----	-----	-----	242,053.92
	2015				311,924.78	-----	-----	-----	311,924.78	-----
	2014-2015				-----	-----	-----	-30,835.38	30,835.38	-----
	Subtotal		049	0300	3,260,051.21	16,500,000.00	-----	15,846,493.91	342,760.16	3,570,797.14
Office of the National Science Board, National Science Foundation Fund Resources:										
Undisbursed Funds	2020		049	0350	-----	4,500,000.00	-----	3,395,215.10	-----	1,104,784.90
	2019				841,652.75	-----	-----	612,522.12	-----	229,130.63
	2018				118,686.49	-----	-----	12,562.25	-----	106,124.24
	2017				117,939.01	-----	-----	596.25	-----	117,342.76
	2016				108,928.51	-----	-----	-----	-----	108,928.51
	2015				236,429.16	-----	-----	-----	236,429.16	-----
	Subtotal		049	0350	1,423,635.92	4,500,000.00	-----	4,020,895.72	236,429.16	1,666,311.04
Major Research Equipment and Facilities Construction, National Science Foundation Fund Resources:										
Undisbursed Funds	2017-2018		049	0551	0.54	-----	-----	-----	-----	0.54
	No Year				487,466,161.86	243,230,000.00	-----	178,567,602.21	-----	552,128,559.65
	Subtotal		049	0551	487,466,162.40	243,230,000.00	-----	178,567,602.21	-----	552,128,560.19
Special Fund Accounts										
Salaries and Expenses, H-1B Funded, Education and Human Resources, National Science Foundation Fund Resources:										
Undisbursed Funds	No Year		049	5176	603,934,164.43	153,719,238.00	-----	125,630,104.15	-----	632,023,298.28
Trust Fund Accounts										
Donations, National Science Foundation Fund Resources:										
Undisbursed Funds	No Year		049	8960	44,891,373.70	27,258,708.45	-4,255,005.37	9,581,689.21	-----	58,313,387.57
Funds Held Outside the Treasury					22,300,603.14	-----	4,255,005.37	-----	-----	26,555,608.51
	Subtotal		049	8960	67,191,976.84	27,258,708.45	-----	9,581,689.21	-----	84,868,996.08
Deductions for Offsetting Receipts										
Proprietary Receipts from the Public										
					-----	-32,923,429.90	-----	-32,923,429.90	-----	-----
Total, Offsetting Receipts										
					-----	-32,923,429.90	-----	-32,923,429.90	-----	-----
Total, National Science Foundation										
					14,920,153,147.53	8,502,384,516.55	-----	7,277,569,586.27	79,322,901.50	16,065,645,176.31

Footnotes at End of Chapter

Footnotes

- 1 The amounts in this column, unless otherwise footnoted, represent appropriations, increases and rescissions in borrowing authority or new contract authority. Appropriation accounts with appropriation transfer activity are presented in Table 1 (Appropriations and Appropriation Transfers) at the end of this chapter.
- 2 The amounts in this column, unless otherwise footnoted, represent transfers - other than appropriation transfers, borrowings (gross), investments (net), unrealized discounts or funds held outside the Treasury.
- 3 The amounts in this column, unless otherwise footnoted, represent obligated balances canceled for fiscal year 2015 pursuant to 31 U.S.C. 1553 and adjustments to borrowing and contract authority.
- 4 The opening balance(s) of the following account(s) have been adjusted during the current fiscal year and do not agree with last year's closing balance(s):

Account Symbol: (ATA, AID, POA, MAIN, SUB)
 049 2014-2015 0100 000 - Undi sbursed Funds

Adjustment
 \$11,541.29

Appropriations, Outlays, and Balances - Continued

Footnotes

Table 1 - Appropriations and Appropriation Transfers - National Science Foundation

AID	ATA	Period of Availability	MAIN	Net Appropriations and Appropriation Transfers	Appropriation Amount	Net Appropriation Transfers	AID Involved	ATA Involved	Period of Availability Involved	MAIN Involved	Amount From or To (-)
049		X	0100	478,950,000.00	0.00	478,950,000.00	049		2021	0100	478,950,000.00
049		2021	0100	6,310,850,000.00	6,812,200,000.00	-501,350,000.00	049		X	0100	-478,950,000.00
							049		2021	0106	-5,000,000.00
							049		2021	0180	-17,400,000.00
049		2021	0106	942,550,000.00	940,000,000.00	2,550,000.00	049		2021	0100	5,000,000.00
							049		2021	0180	-2,450,000.00
049		2021	0180	19,850,000.00	0.00	19,850,000.00	049		2021	0100	17,400,000.00
							049		2021	0106	2,450,000.00
Total				7,752,200,000.00	7,752,200,000.00	-----					-----

Appropriations, Outlays, and Balances - Continued

Appropriation or Fund Account Title	Account Symbol				Balances, Beginning of Fiscal Year	Appropriations and Other Obligational Authority ¹	Transfers Borrowings and Investment (Net) ²	Outlays (Net)	Balances Withdrawn and Other Transactions ³	Balances, End of Fiscal Year	
	Period of Availability	ATA	AID	MAIN							SUB
Office of Personnel Management											
General Fund Accounts											
Salaries and Expenses, Office of Personnel Management											
Fund Resources:											
Undisbursed Funds	2020-2021		024	0100	000	-----	12,100,000.00	-----	5,457,738.41	-----	6,642,261.59
	2020					-----	145,130,000.00	-----	135,722,929.69	-----	9,407,070.31
	2019-2020					-----	-----	11,488,552.00	2,839,693.67	-----	8,648,858.33
	2019					54,412,634.20	-----	-11,488,552.00	37,134,471.14	-----	5,789,611.06
	2018-2019					14,191,768.26	-----	-----	13,769,065.81	-----	422,702.45
	2018					8,912,386.62	-----	-----	2,185,104.05	-----	6,727,282.57
	2017-2018					1,582,701.69	-----	-----	233,180.82	-----	1,349,520.87
	2017					4,993,963.27	-----	-----	271,712.75	-----	4,722,250.52
	2016-2017					42,317.60	-----	-----	-----	-----	42,317.60
	2016					3,888,958.47	-----	-----	-175,594.76	-----	4,064,553.23
	2015-2016					101,632.13	-----	-----	-----	-----	101,632.13
	2015					4,185,008.51	-----	-----	-587,971.66	4,772,980.17	-----
	No Year					8,544,918.81	-----	-----	2,474,925.86	-----	6,069,992.95
	Subtotal		024	0100	000	100,856,289.56	157,230,000.00	-----	199,325,255.78	4,772,980.17	53,988,053.61
Payment to Civil Service Retirement and Disability Fund, Office of											
Personnel Management											
Fund Resources:											
Undisbursed Funds	2020		024	0200	000	-----	45,837,174,721.00	-----	45,837,174,721.00	-----	-----
Government Payment for Annuitants, Employees' Health Benefits, Office											
of Personnel Management											
Fund Resources:											
Undisbursed Funds	No Year		024	0206	000	1,465,072,730.66	13,186,305,794.59	-----	13,140,131,121.07	-----	1,511,247,404.18
Salaries and Expenses, Office of Inspector General, Office of											
Personnel Management											
Fund Resources:											
Undisbursed Funds	2020		024	0400	000	-----	5,000,000.00	-----	4,136,538.20	-----	863,461.80
	2019					2,117,904.43	-----	-----	2,063,465.67	-----	54,438.76
	2018					245,608.08	-----	-----	151,386.70	-----	94,221.38
	2017					156,648.35	-----	-----	1,035.95	-----	155,612.40
	2016					42,191.25	-----	-----	1,151.86	-----	41,039.39
	2015					32,376.20	-----	-----	-----	32,376.20	-----
	Subtotal		024	0400	000	2,594,728.31	5,000,000.00	-----	6,353,578.38	32,376.20	1,208,773.73
Government Payment for Annuitants, Employee Life Insurance											
Benefits, Office of Personnel Management											
Fund Resources:											
Undisbursed Funds	No Year		024	0500	000	5,339,640.85	42,179,283.06	-----	42,281,153.30	-----	5,237,770.61
OPM Building Delegation Fund, Office of Personnel Management											
Fund Resources:											
Undisbursed Funds	No Year		024	0600	000	8,953,875.11	-----	-----	-1,234,503.74	-----	10,188,378.85

Footnotes at End of Chapter

Appropriations, Outlays, and Balances - Continued

Appropriation or Fund Account Title	Account Symbol				Balances, Beginning of Fiscal Year	Appropriations and Other Obligational Authority ¹	Transfers Borrowings and Investment (Net) ²	Outlays (Net)	Balances Withdrawn and Other Transactions ³	Balances, End of Fiscal Year	
	Period of Availability	ATA	AID	MAIN							SUB
Flexible Benefits Plan Reserve, Office of Personnel Management Fund Resources: Undisbursed Funds	No Year		024	0800	000	81,614,497.38	-----	-----	-3,350,552.04	-----	84,965,049.42
Special Fund Accounts											
Postal Service Contributions for Retiree Health Benefits, Office of Personnel Management Fund Resources: Undisbursed Funds	No Year		024	5391	000	57,135.98	1,150,968,649.36	2,742,645,000.00	3,893,589,520.77	-----	81,264.57
Investments in US Treasury Securities						44,610,606,000.00	-----	-2,742,645,000.00	-----	-----	41,867,961,000.00
						44,610,663,135.98	1,150,968,649.36	-----	3,893,589,520.77	-----	41,868,042,264.57
Intragovernmental Funds											
Revolving Fund, Undistributed SIBAC Chargebacks for Washington, DC, Office of Personnel Management Fund Resources: Undisbursed Funds	No Year		024	4571	024	1,658,238,834.61	-----	-1,258,332,089.32	-83,102,503.31	-----	483,009,248.60
Trust Fund Accounts											
Civil Service Retirement and Disability Fund, Office of Personnel Management Fund Resources: Undisbursed Funds	No Year		024	8135	000	20,956,821.98	113,533,403,262.87	-22,380,685,000.00	91,152,291,003.23	-----	21,384,081.62
Investments in US Treasury Securities						939,702,553,000.00	-----	22,380,685,000.00	-----	-----	962,083,238,000.00
						939,723,509,821.98	113,533,403,262.87	-----	91,152,291,003.23	-----	962,104,622,081.62
Employees' Life Insurance Fund, Office of Personnel Management Fund Resources:											
Undisbursed Funds	No Year		024	8424	000	5,584,932.87	-----	-957,925,923.47	-957,981,682.63	-----	5,640,692.03
Unrealized Discount on Investments						-455,945,424.72	-----	27,876,645.73	-----	-----	-428,068,778.99
Investments in US Treasury Securities						48,198,531,457.28	-----	930,049,277.74	-----	-----	49,128,580,735.02
						47,748,170,965.43	-----	-----	-957,981,682.63	-----	48,706,152,648.06
Employees' Health Benefits Fund, Office of Personnel Management Fund Resources:											
Undisbursed Funds	No Year		024	8440	000	4,992,117.36	-----	-570,995,534.16	-571,003,416.80	-----	5,000,000.00
Unrealized Discount on Investments						-281,933,354.74	-----	42,499,632.05	-----	-----	-239,433,722.69
Investments in US Treasury Securities						27,799,685,515.29	-----	528,495,902.11	-----	-----	28,328,181,417.40
						27,522,744,277.91	-----	0.00	-571,003,416.80	-----	28,093,747,694.71
Retired Employees' Health Benefits Fund, Office of Personnel Management Fund Resources:											
Undisbursed Funds	No Year		024	8445	000	3,159.72	-----	-53,365.28	-53,365.28	-----	3,159.72
Unrealized Discount on Investments						-31,821.86	-----	28,721.71	-----	-----	-3,100.15
Investments in US Treasury Securities						2,584,779.28	-----	24,643.57	-----	-----	2,609,422.85
						2,556,117.14	-----	-----	-53,365.28	-----	2,609,482.42
Deductions for Offsetting Receipts											
Proprietary Receipts from the Public						-----	-4,433,745.63	-----	-4,433,745.63	-----	-----
Intrabudgetary Receipts Deducted by Agency						-----	-47,025,312,247.57	-----	-47,025,312,247.57	-----	-----

Footnotes at End of Chapter

Appropriations, Outlays, and Balances - Continued

Appropriation or Fund Account Title	Account Symbol					Balances, Beginning of Fiscal Year	Appropriations and Other Obligational Authority ¹	Transfers Borrowings and Investment (Net) ²	Outlays (Net)	Balances Withdrawn and Other Transactions ³	Balances, End of Fiscal Year
	Period of Availability	ATA	AID	MAIN	SUB						
Total, Offsetting Receipts						-----	-47,029,745,993.20	-----	-47,029,745,993.20	-----	-----
Total, Office of Personnel Management						1,062,930,314,914.92	126,882,515,717.68	-1,258,332,089.32	105,624,674,336.53	4,805,356.37	1,082,925,018,850.38

Footnotes at End of Chapter

Appropriations, Outlays, and Balances - Continued

Footnotes

- 1 The amounts in this column, unless otherwise footnoted, represent appropriations, increases and rescissions in borrowing authority or new contract authority. Only appropriations with appropriation transfer activity are presented in Table 1 (Appropriations and Appropriation Transfers). Since the Office of Personnel Management had no transfer activity during fiscal year 2020, Table 1 does not appear.
- 2 The amounts in this column, unless otherwise footnoted, represent transfers - other than appropriation transfers, borrowings (gross), investments (net), unrealized discounts or funds held outside the Treasury.
- 3 The amounts in this column, unless otherwise footnoted, represent obligated balances canceled for fiscal year 2015 pursuant to 31 U.S.C. 1553 and adjustments to borrowing and contract authority.

Appropriations, Outlays, and Balances - Continued

Appropriation or Fund Account Title	Account Symbol				Balances, Beginning of Fiscal Year	Appropriations and Other Obligational Authority ¹	Transfers Borrowings and Investment (Net) ²	Outlays (Net)	Balances Withdrawn and Other Transactions ³	Balances, End of Fiscal Year	
	Period of Availability	ATA	AID	MAIN SUB							
Small Business Administration											
General Fund Accounts											
Salaries and Expenses, Small Business Administration											
Fund Resources:											
Undisbursed Funds	2020-2021		073	0100	000	-----	2,781,100,000.00	-----	720,346,117.90	-----	2,060,753,882.10
	2020					-----	256,135,290.00	-----	181,020,731.56	-----	75,114,558.44
	2019-2020					7,266,288.41	-----	-----	6,808,278.33	-----	458,010.08
	2019					76,714,717.81	-----	-----	64,297,220.59	-----	12,417,497.22
	2018-2019					3,857,365.49	-----	-----	1,669,112.19	-----	2,188,253.30
	2018					17,475,792.08	-----	-----	8,838,581.62	-----	8,637,210.46
	2017-2018					41,996.56	-----	-----	-----	-----	41,996.56
	2017					9,315,851.77	-----	-----	1,061,779.23	-----	8,254,072.54
	2016-2017					279,988.47	-----	-----	-----	-----	279,988.47
	2016					10,299,106.63	-----	-----	19,120.45	-----	10,279,986.18
	2015-2016					84,429.22	-----	-----	-----	-----	84,429.22
	2015					7,443,535.47	-----	-----	890,828.91	6,552,706.56	-----
	2014-2015					110,242.51	-----	-----	-----	110,242.51	-----
	No Year					⁴ 218,326,550.43	-----	-----	-144,630,276.58	-----	362,956,827.01
	Subtotal		073	0100	000	351,215,864.85	3,037,235,290.00	-----	840,321,494.20	6,662,949.07	2,541,466,711.58
Office of Inspector General, Small Business Administration											
Fund Resources:											
Undisbursed Funds	2020-2024		073	0200	000	-----	25,000,000.00	-----	14,668.31	-----	24,985,331.69
	2020					-----	21,900,000.00	-----	19,193,282.52	-----	2,706,717.48
	2019					3,430,782.29	-----	-----	2,166,032.61	-----	1,264,749.68
	2018					578,624.29	-----	-----	2,281.80	-----	576,342.49
	2017					1,246,164.28	-----	-----	-1,300.00	-----	1,247,464.28
	2016					1,966,898.11	-----	-----	-----	-----	1,966,898.11
	2015					1,689,258.17	-----	-----	86.00	1,689,172.17	-----
	No Year					8,320,165.13	-----	-----	373,677.49	-----	7,946,487.64
	Subtotal		073	0200	000	17,231,892.27	46,900,000.00	-----	21,748,728.73	1,689,172.17	40,693,991.37
Office of Advocacy, Small Business Administration											
Fund Resources:											
Undisbursed Funds	No Year		073	0300	000	1,778,907.72	9,120,000.00	-----	9,283,327.74	-----	1,615,579.98
Entrepreneurial Development Programs, Small Business Administration											
Fund Resources:											
Undisbursed Funds	2020-2021		073	0400	000	-----	526,000,000.00	-----	94,996,099.15	-----	431,003,900.85
	2019-2020					196,938,854.53	-----	-----	127,403,083.27	-----	69,535,771.26
	2018-2019					57,570,917.19	-----	-----	43,672,348.90	-----	13,898,568.29
	2017-2018					13,167,803.57	-----	-----	5,402,723.62	-----	7,765,079.95
	2016-2017					7,927,274.90	-----	-----	80,620.74	-----	7,846,654.16
	2016					549,377.67	-----	-----	-----	-----	549,377.67
	2015-2016					7,859,406.68	-----	-----	-65,625.00	-----	7,925,031.68
	2014-2015					2,144,244.77	-----	-----	-----	2,144,244.77	-----

Footnotes at End of Chapter

Appropriations, Outlays, and Balances - Continued

Appropriation or Fund Account Title	Account Symbol				Balances, Beginning of Fiscal Year	Appropriations and Other Obligational Authority ¹	Transfers Borrowings and Investment (Net) ²	Outlays (Net)	Balances Withdrawn and Other Transactions ³	Balances, End of Fiscal Year	
	Period of Availability	ATA	AID	MAIN							SUB
	Subtotal		073	0400	000	286,157,879.31	526,000,000.00	-----	271,489,250.68	2,144,244.77	538,524,383.86
Emergency EIDL Grants, Small Business Administration Fund Resources:											
Undisbursed Funds	2020-2021		073	0500	000	-----	10,000,000,000.00	-----	9,973,859,225.45	-----	26,140,774.55
	No Year					-----	10,000,000,000.00	-----	9,737,501,221.95	-----	262,498,778.05
	Subtotal		073	0500	000	- 0 -	20,000,000,000.00	-----	19,711,360,447.40	-----	288,639,552.60
Disaster Loans Program Account, Small Business Administration Fund Resources:											
Undisbursed Funds	2020		073	1152	000	-----	66,163,957.00	-----	66,163,957.00	-----	-----
	No Year					1,188,432,446.74	50,759,136,000.00	-----	25,062,303,687.16	-----	26,885,264,759.58
	Subtotal		073	1152	000	1,188,432,446.74	50,825,299,957.00	-----	25,128,467,644.16	-----	26,885,264,759.58
Business Loans Program Account, Small Business Administration Fund Resources:											
Undisbursed Funds	2020-2021		073	1154	000	-----	687,335,000,000.00	-----	533,699,089,868.78	-----	153,635,910,131.22
	2020					-----	207,247,705.00	-----	207,247,705.00	-----	-----
	2015					-----	-----	-----	-638,422.75	638,422.75	-----
	No Year					⁴ 36,178,829.82	87,631,000.00	-----	48,253,712.15	-----	75,556,117.67
	Subtotal		073	1154	000	36,178,829.82	687,629,878,705.00	-----	533,953,952,863.18	638,422.75	153,711,466,248.89
Business Loans Program Account - Recovery Act, Small Business Administration Fund Resources:											
Undisbursed Funds	2020		073	1156	000	-----	2,129,888.00	-----	2,129,888.00	-----	-----
Information Technology System Modernization and Working Capital Fund, Small Business Administration Fund Resources:											
Undisbursed Funds	2020-2023		073	1161	000	-----	7,921,710.00	-----	-----	-----	7,921,710.00
	2019-2022					6,000,000.00	-----	-----	1,790,613.15	-----	4,209,386.85
	Subtotal		073	1161	000	6,000,000.00	7,921,710.00	-----	1,790,613.15	-----	12,131,096.85
Public Enterprise Funds											
Disaster Loan Fund, Liquidating Account, Small Business Administration Fund Resources:											
Undisbursed Funds	No Year		073	4153	000	42,366.06	66,716.09	-----	-411,582.03	⁵ 468,869.83	51,794.35
Business Loan and Investment Fund, Liquidating Account, Small Business Administration Fund Resources:											
Undisbursed Funds	No Year		073	4154	000	609,509.51	284,978.73	-----	-1,472,806.16	⁵ 1,944,101.84	423,192.56
Surety Bond Guarantees Revolving Fund, Small Business Administration Fund Resources:											
Undisbursed Funds	No Year		073	4156	000	85,792,009.92	-----	-----	-2,390,436.50	-----	88,182,446.42
Surety Bond Guarantees Revolving Fund - Recovery Act, Small Business Administration Fund Resources:											
Undisbursed Funds	No Year		073	4268	000	14,672,294.23	-----	-----	-----	-----	14,672,294.23
Trust Fund Accounts											

Footnotes at End of Chapter

Appropriations, Outlays, and Balances - Continued

Appropriation or Fund Account Title	Account Symbol				Balances, Beginning of Fiscal Year	Appropriations and Other Obligational Authority ¹	Transfers Borrowings and Investment (Net) ²	Outlays (Net)	Balances Withdrawn and Other Transactions ³	Balances, End of Fiscal Year	
	Period of Availability	ATA	AID	MAIN							SUB
Business Assistance Trust Fund, Small Business Administration Fund Resources:											
Undisbursed Funds	No Year		073	8466	000	220,786.20	-----	-----	45,495.54	-----	175,290.66
Deductions for Offsetting Receipts											
Proprietary Receipts from the Public						-----	-2,523,836,062.60	-----	-2,523,836,062.60	-----	-----
Intrabudgetary Receipts Deducted by Agency						-----	-8,044.17	-----	-8,044.17	-----	-----
Total, Offsetting Receipts						-----	-2,523,844,106.77	-----	-2,523,844,106.77	-----	-----
Total, Small Business Administration						1,988,332,786.63	759,560,993,138.05	-----	577,412,470,821.32	13,547,760.43	184,123,307,342.93
Memorandum											
Financing Accounts											
Public Enterprise Funds											
Business Loan and Investment Direct Loan Financing Account, Small Business Administration Fund Resources:											
Undisbursed Funds	No Year		073	4148	000	44,463,725.26	1,597,765.00	18,457,000.00	30,722,765.23	-----	33,795,725.03
Authority to Borrow from the Treasury						-----	58,890,863.00	-49,831,000.00	-----	2,840,912.76	6,218,950.24
Subtotal			073	4148	000	44,463,725.26	60,488,628.00	-31,374,000.00	30,722,765.23	2,840,912.76	40,014,675.27
Business Loan and Investment Guaranteed Loan Financing Account, Small Business Administration Fund Resources:											
Undisbursed Funds	No Year		073	4149	000	3,585,011,224.94	86,083,537.00	297,374,000.00	-515,034,469,176.68	57,841,816.00	518,945,096,122.62
Authority to Borrow from the Treasury						-----	1,297,134,559.00	-451,954,000.00	-----	845,180,559.00	-----
Subtotal			073	4149	000	3,585,011,224.94	1,383,218,096.00	-154,580,000.00	-515,034,469,176.68	903,022,375.00	518,945,096,122.62
Disaster Direct Loan Financing Account, Small Business Administration Fund Resources:											
Undisbursed Funds	No Year		073	4150	000	1,337,782,299.84	-----	164,055,721,000.00	154,176,734,891.31	-----	11,216,768,408.53
Authority to Borrow from the Treasury						-----	333,499,289,570.00	-206,959,396,000.00	-----	125,626,222,731.33	913,670,838.67
Subtotal			073	4150	000	1,337,782,299.84	333,499,289,570.00	-42,903,675,000.00	154,176,734,891.31	125,626,222,731.33	12,130,439,247.20
Business Loan and Investment Direct Loan Financing Account - Recovery Act, Small Business Administration Fund Resources:											
Undisbursed Funds	No Year		073	4279	000	357,637.64	3,962.00	-1,477,000.00	-1,142,832.75	-----	27,432.39
Authority to Borrow from the Treasury						-----	236,328.00	-223,000.00	-----	13,328.00	-----
Subtotal			073	4279	000	357,637.64	240,290.00	-1,700,000.00	-1,142,832.75	13,328.00	27,432.39
Business Loan and Investment Guaranteed Loan Financing Account - Recovery Act, Small Business Administration Fund Resources:											
Undisbursed Funds	No Year		073	4280	000	79,403,101.77	691,892.00	-6,658,000.00	-8,016,844.33	20,396.00	81,433,442.10
Authority to Borrow from the Treasury						-----	54,354,684.00	-----	-----	54,354,684.00	-----
Subtotal			073	4280	000	79,403,101.77	55,046,576.00	-6,658,000.00	-8,016,844.33	54,375,080.00	81,433,442.10
Total, Financing Accounts						5,047,017,989.45	334,998,283,160.00	-43,097,987,000.00	-360,836,171,197.22	126,586,474,427.09	531,197,010,919.58

Footnotes at End of Chapter

Appropriations, Outlays, and Balances - Continued

Footnotes

- 1 The amounts in this column, unless otherwise footnoted, represent appropriations, increases and rescissions in borrowing authority or new contract authority. Appropriation accounts with appropriation transfer activity are presented in Table 1 (Appropriations and Appropriation Transfers) at the end of this chapter.
- 2 The amounts in this column, unless otherwise footnoted, represent transfers - other than appropriation transfers, borrowings (gross), investments (net), unrealized discounts or funds held outside the Treasury.
- 3 The amounts in this column, unless otherwise footnoted, represent obligated balances canceled for fiscal year 2015 pursuant to 31 U.S.C. 1553 and adjustments to borrowing and contract authority.
- 4 The opening balance(s) of the following account(s) have been adjusted during the current fiscal year and do not agree with last year's closing balance(s):

<u>Account Symbol:</u> (ATA, AID, POA, MAIN, SUB)	<u>Adjustment</u>
073 X 0100 000 - Undi sbursed Funds	\$240,672.00
073 X 1154 000 - Undi sbursed Funds	-\$240,672.00

- 5 Represents capital transfer to miscellaneous receipts.

Footnotes

Table 1 - Appropriations and Appropriation Transfers - Small Business Administration

AID	ATA	Period of Availability	MAIN	Net Appropriations and Appropriation Transfers	Appropriation Amount	Net Appropriation Transfers	AID Involved	ATA Involved	Period of Availability Involved	MAIN Involved	Amount From or To (-)
073		20	0100	256,135,290.00	264,057,000.00	-7,921,710.00	073		2023	1161	-7,921,710.00
073		2023	1161	7,921,710.00	0.00	7,921,710.00	073		20	0100	7,921,710.00
Total				264,057,000.00	264,057,000.00	-----					-----

This Page Left Blank Intentionally

Appropriations, Outlays, and Balances - Continued

Appropriation or Fund Account Title	Account Symbol				Balances, Beginning of Fiscal Year	Appropriations and Other Obligational Authority ¹	Transfers Borrowings and Investment (Net) ²	Outlays (Net)	Balances Withdrawn and Other Transactions ³	Balances, End of Fiscal Year	
	Period of Availability	ATA	AID	MAIN							SUB
Social Security Administration											
General Fund Accounts											
Office of the Inspector General, Social Security Administration											
Fund Resources:											
Undisbursed Funds	2020		028	0400	000	-----	30,000,000.00	-----	26,239,765.26	-----	3,760,234.74
	2019					4,652,691.46	-----	-----	3,590,721.04	-----	1,061,970.42
	2018					1,109,229.51	-----	-----	108,116.56	-----	1,001,112.95
	2017					-33,425.04	-----	-----	9,762.68	-----	⁴ -43,187.72
	2016					386,039.23	-----	-----	266.36	-----	385,772.87
	2015					-262,455.45	-----	-----	-640,759.95	378,304.50	-----
	Subtotal		028	0400	000	5,852,079.71	30,000,000.00	-----	29,307,871.95	378,304.50	6,165,903.26
Special Benefits for Certain World War II Veterans, Social Security Administration											
Fund Resources:											
Undisbursed Funds	No Year		028	0401	000	-----	813,855.88	-----	813,855.88	-----	-----
Payments to Social Security Trust Funds, Social Security Administration											
Fund Resources:											
Undisbursed Funds	2020		028	0404	000	-----	11,000,000.00	-----	2,427,153.99	-----	8,572,846.01
	2019					8,218,087.74	-----	-----	1,192,481.30	-----	7,025,606.44
	2018					7,658,531.90	-----	-----	-----	-----	7,658,531.90
	2017					7,900,969.49	-----	-----	-----	-----	7,900,969.49
	2016					8,105,767.11	-----	-----	-----	-----	8,105,767.11
	2015					11,847,334.59	-----	-----	-----	11,847,334.59	-----
	No Year					12,822,453.00	39,594,572,040.93	-----	39,594,572,040.93	-----	12,822,453.00
	Subtotal		028	0404	000	56,553,143.83	39,605,572,040.93	-----	39,598,191,676.22	11,847,334.59	52,086,173.95
Supplemental Security Income Program, Social Security Administration											
Fund Resources:											
Undisbursed Funds	2020-2022		028	0406	000	-----	101,000,000.00	-----	22,286,015.63	-----	78,713,984.37
	2019-2021					75,821,858.16	-----	-----	20,286,319.79	-----	55,535,538.37
	2018-2020					38,662,822.22	-----	-----	20,236,723.83	-----	18,426,098.39
	2017-2019					1,973,956.45	-----	-----	481,987.18	-----	1,491,969.27
	2016-2018					26,008,335.71	-----	-----	10,439,073.74	-----	15,569,261.97
	2015-2017					18,562,091.97	-----	-----	11,891,433.49	-----	6,670,658.48
	2014-2015					2,627,746.43	-----	-----	-----	2,627,746.43	-----
	No Year					7,253,768,636.53	61,313,889,000.00	-----	60,721,847,388.37	-----	7,845,810,248.16
	Subtotal		028	0406	000	7,417,425,447.47	61,414,889,000.00	-----	60,807,468,942.03	2,627,746.43	8,022,217,759.01
Administrative Costs, The Medicare Improvements for Patients and Providers Act, Social Security Administration											
Fund Resources:											
Undisbursed Funds	No Year		028	0415	000	26,444,392.86	-----	-----	18,166.09	-----	26,426,226.77
Administrative Expenses, Children's Health Insurance Program, Social Security Administration											
Fund Resources:											
Undisbursed Funds	No Year		028	0416	000	1,974,554.25	-----	-----	17,177.03	-----	1,957,377.22

Footnotes at End of Chapter

Appropriations, Outlays, and Balances - Continued

Appropriation or Fund Account Title	Account Symbol				Balances, Beginning of Fiscal Year	Appropriations and Other Obligational Authority ¹	Transfers Borrowings and Investment (Net) ²	Outlays (Net)	Balances Withdrawn and Other Transactions ³	Balances, End of Fiscal Year	
	Period of Availability	ATA	AID	MAIN							SUB
Limitation on Administrative Expenses - Recovery Act, Social Security Administration Fund Resources: Undisbursed Funds	No Year		028	0417	000	3,116,691.94	-----	-----	148,138.54	-----	2,968,553.40
Limitation on Administrative Expenses, Social Security Administration Fund Resources: Undisbursed Funds	2020-2021		028	0419	000	-----	338,000,000.00	-----	295,704,515.79	-----	42,295,484.21
Payments for Credits Against Social Security Contributions, Social Security Administration Fund Resources: Undisbursed Funds	No Year		028	0440	000	-----	9,866.95	-----	9,866.95	-----	-----
Special Fund Accounts											
State Supplemental Fees, Social Security Administration Fund Resources: Undisbursed Funds	No Year		028	5419	000	-----	129,537,492.63	-----	129,537,492.63	-----	-----
Trust Fund Accounts											
Federal Old-Age and Survivors Insurance Trust Fund - Treasury Managed, Social Security Administration Fund Resources: Undisbursed Funds	No Year		028	8006	000	157,701.29	15,323,158,251.24	-6,816,833,000.00	8,507,020,726.05	-----	⁴ -537,773.52
Transfer To: Social Security Administration	No Year	028	028	8006	000	-84,359,311.92	940,274,034,268.28	-----	940,221,079,753.89	-----	⁴ -31,404,797.53
Investments in US Treasury Securities						2,804,396,457,000.00	-----	6,816,833,000.00	-----	-----	2,811,213,290,000.00
			028	8006	000	2,804,312,255,389.37	955,597,192,519.52	-----	948,728,100,479.94	-----	2,811,181,347,428.95
Federal Disability Insurance Trust Fund - Treasury Managed, Social Security Administration Fund Resources: Undisbursed Funds	No Year		028	8007	000	2,530,335.86	3,325,470,629.64	-689,908,000.00	2,636,449,935.70	-----	1,643,029.80
Transfer To: Social Security Administration	No Year	028	028	8007	000	-113,354,147.48	144,163,149,241.72	-----	144,197,607,944.09	-----	⁴ -147,812,849.85
Investments in US Treasury Securities						96,519,573,000.00	-----	689,908,000.00	-----	-----	97,209,481,000.00
			028	8007	000	96,408,749,188.38	147,488,619,871.36	-----	146,834,057,879.79	-----	97,063,311,179.95
Salaries and Expenses, Social Security Administration Fund Resources: Undisbursed Funds	2020		028	8704	000	-----	-----	-----	-14,719,366.75	-----	14,719,366.75
	2019					51,682,133.06	-----	-----	49,867,127.47	-----	1,815,005.59
	2018-2019					-----	-----	-----	1,948,617.13	-----	⁴ -1,948,617.13
	2018					13,886,976.01	-----	-----	-4,298,454.17	-----	18,185,430.18
	2017-2018					-13,826,360.52	-----	-----	4,768,779.28	-----	⁴ -18,595,139.80
	2015-2018					-4,615,263.60	-----	-----	-----	-----	⁴ -4,615,263.60
	2017					-200,861.77	-----	-----	180,587.68	-----	⁴ -381,449.45
	2016					-415,789.27	-----	-----	-854,331.79	-----	438,542.52
	2015					-218,796.59	-----	-----	-218,796.59	-----	-----
	No Year					221,137.82	-----	-----	43,930,318.63	-----	⁴ -43,709,180.81

Footnotes at End of Chapter

Appropriations, Outlays, and Balances - Continued

Appropriation or Fund Account Title	Account Symbol				Balances, Beginning of Fiscal Year	Appropriations and Other Obligational Authority ¹	Transfers Borrowings and Investment (Net) ²	Outlays (Net)	Balances Withdrawn and Other Transactions ³	Balances, End of Fiscal Year	
	Period of Availability	ATA	AID	MAIN							SUB
Deductions for Offsetting Receipts	Subtotal		028	8704	000	46,513,175.14	-----	-----	80,604,480.89	-----	-34,091,305.75
Proprietary Receipts from the Public						-----	-2,993,236,573.72	-----	-2,993,236,573.72	-----	-----
Intrabudgetary Receipts Deducted by Agency						-----	-39,596,841,293.87	-----	-39,596,841,293.87	-----	-----
Total, Offsetting Receipts						-----	-42,590,077,867.59	-----	-42,590,077,867.59	-----	-----
Total, Social Security Administration						2,908,278,884,062.95	1,162,014,556,779.68	-----	1,153,913,902,676.14	14,853,385.52	2,916,364,684,780.97

Footnotes at End of Chapter

Appropriations, Outlays, and Balances - Continued

Footnotes

- 1 The amounts in this column, unless otherwise footnoted, represent appropriations, increases and rescissions in borrowing authority or new contract authority. Appropriation accounts with appropriation transfer activity are presented in Table 1 (Appropriations and Appropriation Transfers) at the end of this chapter.
- 2 The amounts in this column, unless otherwise footnoted, represent transfers - other than appropriation transfers, borrowings (gross), investments (net), unrealized discounts or funds held outside the Treasury.
- 3 The amounts in this column, unless otherwise footnoted, represent obligated balances canceled for fiscal year 2015 pursuant to 31 U.S.C. 1553 and adjustments to borrowing and contract authority.
- 4 Subject to disposition by the administrative agency.

Footnotes

Table 1 - Appropriations and Appropriation Transfers - Social Security Administration

AID	ATA	Period of Availability	MAIN	Net Appropriations and Appropriation Transfers	Appropriation Amount	Net Appropriation Transfers	AID Involved	ATA Involved	Period of Availability Involved	MAIN Involved	Amount From or To (-)
028		X	0406	61,313,889,000.00	61,414,889,000.00	-101,000,000.00	028		2022	0406	-101,000,000.00
028		2022	0406	101,000,000.00	0.00	101,000,000.00	028		X	0406	101,000,000.00
028		X	8006	-940,274,034,268.28	0.00	-940,274,034,268.28	028	028	X	8006	-940,274,034,268.28
028		X	8007	-144,163,149,241.72	0.00	-144,163,149,241.72	028	028	X	8007	-144,163,149,241.72
028	028	X	8006	940,274,034,268.28	0.00	940,274,034,268.28	028		X	8006	940,274,034,268.28
028	028	X	8007	144,163,149,241.72	0.00	144,163,149,241.72	028		X	8007	144,163,149,241.72
Total				61,414,889,000.00	61,414,889,000.00	0.00					0.00

This Page Left Blank Intentionally

Appropriations, Outlays, and Balances - Continued

Appropriation or Fund Account Title	Account Symbol				Balances, Beginning of Fiscal Year	Appropriations and Other Obligational Authority ¹	Transfers Borrowings and Investment (Net) ²	Outlays (Net)	Balances Withdrawn and Other Transactions ³	Balances, End of Fiscal Year	
	Period of Availability	ATA	AID	MAIN							SUB
Independent Agencies											
Administrative Conference of the United States											
General Fund Accounts											
Salaries and Expenses, Administrative Conference of the United States											
Fund Resources:											
Undisbursed Funds	2020-2021		302	1700	000	-----	3,250,000.00	-----	2,870,344.08	-----	379,655.92
	2019-2020					282,893.90	-----	-----	233,886.27	-----	49,007.63
	2018-2019					145,650.53	-----	-----	103,137.00	-----	42,513.53
	2017-2018					16,133.79	-----	-----	-----	-----	16,133.79
	2016-2017					44,589.43	-----	-----	-----	-----	44,589.43
	2015-2016					15,165.07	-----	-----	-----	-----	15,165.07
	2014-2015					8,761.54	-----	-----	-----	8,761.54	-----
	No Year					11,400.00	-----	-----	-----	-----	11,400.00
Total, Administrative Conference of the United States						524,594.26	3,250,000.00	-----	3,207,367.35	8,761.54	558,465.37
Advisory Council on Historic Preservation											
General Fund Accounts											
Salaries and Expenses, Advisory Council on Historic Preservation											
Fund Resources:											
Undisbursed Funds	2020-2021		306	2300	000	-----	-----	-----	-110,233.09	-----	110,233.09
	2020					-----	7,378,000.00	-----	6,618,833.12	-----	759,166.88
	2019-2020					73,699.49	-----	-----	123,582.18	-----	⁴ -49,882.69
	2019					586,472.20	-----	-----	580,336.20	-----	6,136.00
	2018-2019					-48,914.49	-----	-----	-48,914.49	-----	-----
	2018					12,199.28	-----	-----	12,199.28	-----	-----
	2017					4,525.23	-----	-----	4,525.23	-----	-----
	2016					929.04	-----	-----	929.04	-----	-----
	2015					65.45	-----	-----	65.45	-----	-----
	2003					-213,476.55	-----	-----	-----	-----	⁴ -213,476.55
	1999					-60,393.97	-----	-----	-----	-----	⁴ -60,393.97
	No Year					12,070.40	-----	-----	12,070.40	-----	-----
	Subtotal		306	2300	000	367,176.08	7,378,000.00	-----	7,193,393.32	-----	551,782.76
Trust Fund Accounts											
Donations, Advisory Council on Historic Preservation											
Fund Resources:											
Undisbursed Funds	No Year		306	8298	000	119,142.18	-----	-----	109,142.18	-----	10,000.00
Total, Advisory Council on Historic Preservation						486,318.26	7,378,000.00	-----	7,302,535.50	-----	561,782.76
Appalachian Regional Commission											
General Fund Accounts											
Appalachian Regional Development Programs, Appalachian Regional Commission											
Fund Resources:											
Undisbursed Funds	No Year		309	0200	000	345,329,228.60	156,129,467.00	-----	107,553,090.55	-----	393,905,605.05
Rural Utilities Service, Agriculture	No Year	012	309	0200	020	68,460,518.97	12,569,415.00	-----	29,700,159.93	-----	51,329,774.04

Footnotes at End of Chapter

Appropriations, Outlays, and Balances - Continued

Appropriation or Fund Account Title	Account Symbol				Balances, Beginning of Fiscal Year	Appropriations and Other Obligational Authority ¹	Transfers Borrowings and Investment (Net) ²	Outlays (Net)	Balances Withdrawn and Other Transactions ³	Balances, End of Fiscal Year	
	Period of Availability	ATA	AID	MAIN							SUB
Economic Development Administration, Commerce	No Year	013	309	0200	020	17,284,466.32	4,351,118.00	-----	3,579,289.88	-----	18,056,294.44
Federal Highway Administration, Transportation	No Year	069	309	0200	005	4,976,140.55	1,950,000.00	-----	1,249,887.48	-----	5,676,253.07
Housing and Urban Development	No Year	086	309	0200	000	5,377,322.49	-----	-----	747,465.53	-----	4,629,856.96
Subtotal			309	0200	000	441,427,676.93	175,000,000.00	-----	142,829,893.37	-----	473,597,783.56
Trust Fund Accounts											
Administrative Expenses, Appalachian Regional Commission Fund Resources:											
Undisbursed Funds	No Year		309	8090	000	413,406.00	-----	-----	-----	-----	413,406.00
Deductions for Offsetting Receipts											
Proprietary Receipts from the Public						-----	-22,363.00	-----	-22,363.00	-----	-----
Total, Appalachian Regional Commission						441,841,082.93	174,977,637.00	-----	142,807,530.37	-----	474,011,189.56
Access Board											
Architectural and Transportation Barriers Compliance Board											
General Fund Accounts											
Salaries and Expenses, Access Board Fund Resources:											
Undisbursed Funds	2020		310	3200	000	-----	9,200,000.00	-----	6,175,694.89	-----	3,024,305.11
	2019					1,564,474.03	-----	-----	1,153,752.76	-----	410,721.27
	2018					280,996.60	-----	-----	192,156.09	-----	88,840.51
	2017					308,396.76	-----	-----	-3,648.57	-----	312,045.33
	2016					91,931.63	-----	-----	-4,403.79	-----	96,335.42
	2015					85,661.69	-----	-----	-----	85,661.69	-----
Total, Architectural and Transportation Barriers Compliance Board						2,331,460.71	9,200,000.00	-----	7,513,551.38	85,661.69	3,932,247.64
Total, Access Board						2,331,460.71	9,200,000.00	-----	7,513,551.38	85,661.69	3,932,247.64
Barry Goldwater Scholarship and Excellence in Education Foundation											
Trust Fund Accounts											
Trust Fund, Barry Goldwater Scholarship and Excellence in Education Foundation Fund Resources:											
Undisbursed Funds	2019-2025		313	8281	000	6,806,010.00	-----	-----	1,666,350.00	-----	5,139,660.00
	No Year					1,574,837.60	1,919,949.45	-682,000.00	1,947,922.27	-----	864,864.78
Unrealized Discount on Investments						-180,619.57	-----	-----	-----	-----	-180,619.57
Investments in US Treasury Securities						69,452,242.71	-----	682,000.00	-----	-----	70,134,242.71
Total, Barry Goldwater Scholarship and Excellence in Education Foundation						77,652,470.74	1,919,949.45	-----	3,614,272.27	-----	75,958,147.92
Broadcasting Board of Governors											
General Fund Accounts											
Broadcasting Capital Improvements, United States Agency for Global Media Fund Resources:											
Undisbursed Funds	No Year		514	0204	000	24,464,608.15	11,700,000.00	-----	4,959,241.22	-----	31,205,366.93

Footnotes at End of Chapter

Appropriations, Outlays, and Balances - Continued

Appropriation or Fund Account Title	Account Symbol				Balances, Beginning of Fiscal Year	Appropriations and Other Obligational Authority ¹	Transfers Borrowings and Investment (Net) ²	Outlays (Net)	Balances Withdrawn and Other Transactions ³	Balances, End of Fiscal Year	
	Period of Availability	ATA	AID	MAIN							SUB
International Broadcasting Operations, United States Agency for Global Media Fund Resources: Undisbursed Funds	2020		514	0206	000	-----	761,018,215.00	-3,000.00	647,791,613.09	-----	113,223,601.91
	2019-2020					-----	-----	360,000.00	-----	-----	360,000.00
	2015-2020					-----	-----	-----	4,300.00	-----	-4,300.00
	2019					126,650,743.81	-----	3,000.00	106,802,978.62	-----	19,850,765.19
	2018-2019					2,636.08	-----	-----	-8,045.41	-----	10,681.49
	2018					17,092,037.36	-----	-----	6,206,105.79	-----	10,885,931.57
	2017-2018					206,070.20	-----	-----	75,913.57	-----	130,156.63
	2017					11,338,416.16	-----	-----	390,957.40	-----	10,947,458.76
	2016-2017					168,415.91	-----	-----	-----	-----	168,415.91
	2016					10,154,819.02	-----	-----	27,982.52	-----	10,126,836.50
	2015-2016					68,215.44	-----	-----	-----	-----	68,215.44
	2015					8,605,798.53	-----	-----	36,836.72	8,568,961.81	-----
	2014-2015					53,872.32	-----	-----	23,209.64	30,662.68	-----
	No Year					20,970,176.74	37,677,785.00	7,000,000.00	30,606,939.12	-----	35,041,022.62
Funds Held Outside the Treasury	2020					-----	-----	3,000.00	-----	-----	3,000.00
	2019					3,000.00	-----	-3,000.00	-----	-----	-----
	Subtotal		514	0206	000	195,314,201.57	798,696,000.00	7,360,000.00	791,958,791.06	8,599,624.49	200,811,786.02
Broadcasting to Cuba, United States Agency for Global Media Fund Resources: Undisbursed Funds	No Year		514	0208	000	28,143.82	-----	-----	-----	-----	28,143.82
Buying Power Maintenance, United States Agency for Global Media Fund Resources: Undisbursed Funds	No Year		514	1147	000	16,642,103.00	-----	-7,000,000.00	-----	-----	9,642,103.00
Trust Fund Accounts											
Foreign Service National Separation Liability Trust Fund, United States Agency for Global Media Fund Resources: Undisbursed Funds	No Year		514	8285	000	6,105,340.72	467,902.00	-----	567,000.55	-----	6,006,242.17
Miscellaneous Trust Fund, United States Agency for Global Media Fund Resources: Undisbursed Funds	No Year		514	8286	000	285,255.61	-----	-----	-----	-----	285,255.61
Deductions for Offsetting Receipts											
Proprietary Receipts from the Public						-----	-375,413.73	-----	-375,413.73	-----	-----
Intrabudgetary Receipts Deducted by Agency						-----	-467,902.00	-----	-467,902.00	-----	-----
Total, Offsetting Receipts						- 0 -	-843,315.73	-----	-843,315.73	-----	- 0 -
Total, Broadcasting Board of Governors						242,839,652.87	810,020,586.27	360,000.00	796,641,717.10	8,599,624.49	247,978,897.55
Bureau of Consumer Financial Protection Special Fund Accounts											

Footnotes at End of Chapter

Appropriations, Outlays, and Balances - Continued

Appropriation or Fund Account Title	Account Symbol				Balances, Beginning of Fiscal Year	Appropriations and Other Obligational Authority ¹	Transfers Borrowings and Investment (Net) ²	Outlays (Net)	Balances Withdrawn and Other Transactions ³	Balances, End of Fiscal Year	
	Period of Availability	ATA	AID	MAIN							SUB
Bureau of Consumer Financial Protection Fund, Bureau of Consumer Financial Protection											
Fund Resources:											
Undisbursed Funds	No Year		581	5577	000	19,883,997.68	541,968,201.79	-9,369,301.79	527,408,472.44	-----	25,074,425.24
Unrealized Discount on Investments						-1,255,622.54	-----	1,183,450.95	-----	-----	-72,171.59
Investments in US Treasury Securities						237,300,000.00	-----	8,200,000.00	-----	-----	245,500,000.00
Funds Held Outside the Treasury						336,234.79	-----	-14,149.16	-----	-----	322,085.63
Subtotal			581	5577	000	256,264,609.93	541,968,201.79	-----	527,408,472.44	-----	270,824,339.28
Consumer Financial Civil Penalty Fund, Bureau of Consumer Financial Protection											
Fund Resources:											
Undisbursed Funds	No Year		581	5578	000	460,914.78	34,189,699.99	22,415,670.65	-9,885,645.11	-----	66,951,930.53
Funds Held Outside the Treasury						780,798,331.97	-----	-22,415,670.65	-----	-----	758,382,661.32
Subtotal			581	5578	000	781,259,246.75	34,189,699.99	-----	-9,885,645.11	-----	825,334,591.85
Deductions for Offsetting Receipts											
Proprietary Receipts from the Public						-----	-120.00	-----	-120.00	-----	-----
Intrabudgetary Receipts Deducted by Agency						-----	-4,669,301.79	-----	-4,669,301.79	-----	-----
Total, Offsetting Receipts						- 0 -	-4,669,421.79	-----	-4,669,421.79	-----	- 0 -
Total, Bureau of Consumer Financial Protection						1,037,523,856.68	571,488,479.99	-----	512,853,405.54	-----	1,096,158,931.13
Central Intelligence Agency											
General Fund Accounts											
Central Intelligence Agency Retirement and Disability System Fund, Central Intelligence Agency											
Fund Resources:											
Undisbursed Funds	2020		056	3400	000	-----	514,000,000.00	-----	514,000,000.00	-----	-----
Chemical Safety and Hazard Investigation Board											
General Fund Accounts											
Salaries and Expenses, Chemical Safety and Hazard Investigation Board											
Fund Resources:											
Undisbursed Funds	2020		510	3850	000	-----	12,000,000.00	-----	8,235,344.45	-----	3,764,655.55
	2019					3,705,876.43	-----	-----	1,914,791.57	-----	1,791,084.86
	2018					606,266.69	-----	-----	366,476.90	-----	239,789.79
	2017					223,881.64	-----	-----	-----	-----	223,881.64
	2016					399,639.76	-----	-----	-----	-----	399,639.76
	2015					350,023.18	-----	-----	-----	350,023.18	-----
Subtotal			510	3850	000	5,285,687.70	12,000,000.00	-----	10,516,612.92	350,023.18	6,419,051.60
Emergency Fund, Chemical Safety and Hazard Investigation Board											
Fund Resources:											
Undisbursed Funds	No Year		510	3851	000	844,145.00	-----	-----	-----	-----	844,145.00
Total, Chemical Safety and Hazard Investigation Board						6,129,832.70	12,000,000.00	-----	10,516,612.92	350,023.18	7,263,196.60
Christopher Columbus Fellowship Foundation											
Trust Fund Accounts											

Footnotes at End of Chapter

Appropriations, Outlays, and Balances - Continued

Appropriation or Fund Account Title	Account Symbol				Balances, Beginning of Fiscal Year	Appropriations and Other Obligational Authority ¹	Transfers Borrowings and Investment (Net) ²	Outlays (Net)	Balances Withdrawn and Other Transactions ³	Balances, End of Fiscal Year	
	Period of Availability	ATA	AID	MAIN							SUB
Christopher Columbus Scholarship Fund, Christopher Columbus Fellowship Foundation Fund Resources: Undisbursed Funds	No Year		465	8187	000	54,864.31	52.00	-----	10,000.00	-----	44,916.31
Deductions for Offsetting Receipts											
Proprietary Receipts from the Public						-----	-52.00	-----	-52.00	-----	-----
Total, Christopher Columbus Fellowship Foundation						54,864.31	-----	-----	9,948.00	-----	44,916.31
Commission of Fine Arts											
General Fund Accounts											
Salaries and Expenses, Commission of Fine Arts Fund Resources: Undisbursed Funds	2020		323	2600	000	-----	3,240,000.00	-----	2,904,522.77	-----	335,477.23
	2019					264,385.97	-----	-----	237,403.00	-----	26,982.97
	2018					115,879.38	-----	-----	-15,325.36	-----	131,204.74
	2017					23,532.26	-----	-----	-82.84	-----	23,615.10
	2016					153,928.54	-----	-----	-57.04	-----	153,985.58
	2015					141,935.69	-----	-----	-----	141,935.69	-----
	No Year					167,585.32	-----	-----	-43,741.26	-----	211,326.58
	Subtotal		323	2600	000	867,247.16	3,240,000.00	-----	3,082,719.27	141,935.69	882,592.20
National Capital Arts and Cultural Affairs, Commission of Fine Arts Fund Resources: Undisbursed Funds	2020		323	2602	000	-----	5,000,000.00	-----	5,000,000.00	-----	-----
	2019					0.02	-----	-----	-----	-----	0.02
	2017					0.03	-----	-----	-----	-----	0.03
	Subtotal		323	2602	000	0.05	5,000,000.00	-----	5,000,000.00	-----	0.05
Total, Commission of Fine Arts						867,247.21	8,240,000.00	-----	8,082,719.27	141,935.69	882,592.25
Commission on Civil Rights											
General Fund Accounts											
Salaries and Expenses, Commission on Civil Rights Fund Resources: Undisbursed Funds	2020		326	1900	000	-----	10,500,000.00	-----	8,893,075.04	-----	1,606,924.96
	2019					1,029,603.70	-----	-----	764,529.21	-----	265,074.49
	2018					251,027.29	-----	-----	35,206.87	-----	215,820.42
	2017					163,478.09	-----	-----	-----	-----	163,478.09
	2016					180,047.74	-----	-----	-----	-----	180,047.74
	2015					132,593.69	-----	-----	3,825.00	128,768.69	-----
	Subtotal		326	1900	000	1,756,750.51	10,500,000.00	-----	9,696,636.12	128,768.69	2,431,345.70
Deductions for Offsetting Receipts											
Intrabudgetary Receipts Deducted by Agency						-----	-50.94	-----	-50.94	-----	-----
Total, Commission on Civil Rights						1,756,750.51	10,499,949.06	-----	9,696,585.18	128,768.69	2,431,345.70

Footnotes at End of Chapter

Appropriations, Outlays, and Balances - Continued

Appropriation or Fund Account	Account Symbol				Balances, Beginning of Fiscal Year	Appropriations and Other Obligational Authority ¹	Transfers Borrowings and Investment (Net) ²	Outlays (Net)	Balances Withdrawn and Other Transactions ³	Balances, End of Fiscal Year	
Title	Period of Availability	ATA	AID	MAIN							SUB
Committee for Purchase from People who are Blind or Severely Disabled											
General Fund Accounts											
Salaries and Expenses, Committee for Purchase from People Who Are Blind or Severely Disabled											
Fund Resources:											
Undisbursed Funds	2020		338	2000	000	-----	10,000,000.00	-----	7,989,046.00	-----	2,010,954.00
	2019					722,738.88	-----	-----	552,200.36	-----	170,538.52
	2018					368,718.86	-----	-----	210,145.92	-----	158,572.94
	2017					67,493.94	-----	-----	17,367.10	-----	50,126.84
	2016					194,102.21	-----	-----	-----	-----	194,102.21
	2015					137,892.51	-----	-----	-----	137,892.51	-----
Total, Committee for Purchase from People who are Blind or Severely Disabled						1,490,946.40	10,000,000.00	-----	8,768,759.38	137,892.51	2,584,294.51
Commodity Futures Trading Commission											
General Fund Accounts											
Expenses, Commodity Futures Trading Commission											
Fund Resources:											
Undisbursed Funds	2020-2021		339	1400	000	-----	20,000,000.00	-----	10,460,066.91	-----	9,539,933.09
	2020					-----	240,911,730.04	-----	198,261,485.65	-----	42,650,244.39
	2019-2020					23,795,906.23	-----	644,288.00	22,118,239.73	-----	2,321,954.50
	2019					29,125,772.48	-----	-644,288.00	23,716,802.18	-----	4,764,682.30
	2018-2019					5,362,522.59	-----	-----	4,906,703.93	-----	455,818.66
	2018					2,778,568.54	-----	-----	753,128.59	-----	2,025,439.95
	2017-2018					867,505.36	-----	-----	322,066.93	-----	545,438.43
	2017					1,473,793.68	-----	-----	130,480.40	-----	1,343,313.28
	2016-2017					415,098.75	-----	-----	-----	-----	415,098.75
	2016					2,514,493.48	-----	-----	-840.29	-----	2,515,333.77
	2015-2016					560,513.06	-----	-----	-----	-----	560,513.06
	2015					3,625,441.75	-----	-----	42.75	3,625,399.00	-----
	2014-2015					185,679.35	-----	-----	-----	185,679.35	-----
	2013-2015					5,151,838.26	-----	-----	6,833.00	5,145,005.26	-----
	2013-2014					-3,043,740.78	-----	-----	-----	-----	-3,043,740.78
	No Year					-----	31,000,000.00	-----	86,221.23	-----	30,913,778.77
	Subtotal		339	1400	000	72,813,392.75	291,911,730.04	-----	260,761,231.01	8,956,083.61	95,007,808.17
Expenses, Commodity Futures Trading Commission, Unliquidating Deficiency											
Fund Resources:											
Undisbursed Funds	No Year		339	1402	000	0.23	23,088,269.96	-----	23,075,992.64	-----	12,277.55
Public Enterprise Funds											
Commodity Futures Trading Commission Customer Protection Fund,											

Footnotes at End of Chapter

Appropriations, Outlays, and Balances - Continued

Appropriation or Fund Account Title	Account Symbol				Balances, Beginning of Fiscal Year	Appropriations and Other Obligational Authority ¹	Transfers Borrowings and Investment (Net) ²	Outlays (Net)	Balances Withdrawn and Other Transactions ³	Balances, End of Fiscal Year	
	Period of Availability	ATA	AID	MAIN							SUB
Commodity Futures Trading Commission Fund Resources:											
Undisbursed Funds	No Year		339	4334	000	13,148,335.77	-----	24,300,000.00	32,096,782.92	-----	5,351,552.85
Investments in US Treasury Securities						141,300,000.00	-----	-24,300,000.00	-----	-----	117,000,000.00
Subtotal			339	4334	000	154,448,335.77	-----	-----	32,096,782.92	-----	122,351,552.85
Deductions for Offsetting Receipts											
Proprietary Receipts from the Public						-----	-5,105.64	-----	-5,105.64	-----	-----
Total, Commodity Futures Trading Commission						227,261,728.75	314,994,894.36	-----	315,928,900.93	8,956,083.61	217,371,638.57
Consumer Product Safety Commission											
General Fund Accounts											
Salaries and Expenses, Consumer Product Safety Commission Fund Resources:											
Undisbursed Funds	2020		061	0100	000	-----	131,200,000.00	-----	99,868,108.32	-----	31,331,891.68
	2019					28,092,073.11	-----	-----	24,459,342.90	-----	3,632,730.21
	2018-2019					184,000.00	-----	-----	184,000.00	-----	-----
	2018					4,319,994.17	-----	-----	1,779,284.64	-----	2,540,709.53
	2017					878,162.84	-----	-----	60,451.08	-----	817,711.76
	2016					1,177,640.34	-----	-----	142,183.63	-----	1,035,456.71
	2015					823,640.30	-----	-----	30,454.28	793,186.02	-----
	No Year					3,408,814.40	1,300,000.00	-----	528,511.67	-----	4,180,302.73
Subtotal			061	0100	000	38,884,325.16	132,500,000.00	-----	127,052,336.52	793,186.02	43,538,802.62
Trust Fund Accounts											
Gifts and Donations, Consumer Product Safety Commission Fund Resources:											
Undisbursed Funds	No Year		061	8079	000	18,953.01	-----	-----	-----	-----	18,953.01
Deductions for Offsetting Receipts											
Proprietary Receipts from the Public						-----	-12,849.30	-----	-12,849.30	-----	-----
Total, Consumer Product Safety Commission						38,903,278.17	132,487,150.70	-----	127,039,487.22	793,186.02	43,557,755.63
Corporation for National and Community Service											
General Fund Accounts											
Office of Inspector General, Corporation for National and Community Service Fund Resources:											
Undisbursed Funds	2020-2021		485	2721	000	-----	1,050,000.00	-----	-----	-----	1,050,000.00
	2020					-----	4,700,000.00	-----	3,959,789.47	-----	740,210.53
	2019					1,868,568.21	-----	-----	1,517,936.77	-----	350,631.44
	2018					486,977.39	-----	-----	5,232.31	-----	481,745.08
	2017					507,426.33	-----	-----	7,500.57	-----	499,925.76
	2016					401,664.22	-----	-----	937.04	-----	400,727.18
	2015					263,693.09	-----	-----	-----	263,693.09	-----

Footnotes at End of Chapter

Appropriations, Outlays, and Balances - Continued

Appropriation or Fund Account Title	Account Symbol				Balances, Beginning of Fiscal Year	Appropriations and Other Obligational Authority ¹	Transfers Borrowings and Investment (Net) ²	Outlays (Net)	Balances Withdrawn and Other Transactions ³	Balances, End of Fiscal Year	
	Period of Availability	ATA	AID	MAIN							SUB
	Subtotal		485	2721	000	3,528,329.24	5,750,000.00	-----	5,491,396.16	263,693.09	3,523,239.99
Salaries and Expenses, Corporation for National and Community Service Fund Resources:											
Undisbursed Funds	2020-2021		485	2722	000	-----	1,220,000.00	-----	-----	-----	1,220,000.00
	2020					-----	82,517,000.00	-----	62,031,681.47	-----	20,485,318.53
	2019					15,167,591.93	-----	-----	11,648,616.29	-----	3,518,975.64
	2018					3,902,894.66	-----	-----	564,724.53	-----	3,338,170.13
	2017					1,729,633.10	-----	-----	25,112.15	-----	1,704,520.95
	2016					1,120,706.28	-----	-----	-----	-----	1,120,706.28
	2015					1,043,318.67	-----	-----	-----	1,043,318.67	-----
	Subtotal		485	2722	000	22,964,144.64	83,737,000.00	-----	74,270,134.44	1,043,318.67	31,387,691.53
Vista Advance Payment Revolving Fund, Corporation for National and Community Service Fund Resources:											
Undisbursed Funds	No Year		485	2723	000	2,839,290.18	-----	-----	-28,097.72	-----	2,867,387.90
Payment to the National Service Trust, Corporation for National and Community Service Fund Resources:											
Undisbursed Funds	No Year		485	2726	000	-----	208,342,000.00	-----	208,342,000.00	-----	-----
Operating Expenses, Corporation for National and Community Service Fund Resources:											
Undisbursed Funds	2020-2021		485	2728	000	-----	22,080,000.00	-----	-1,200,000.00	-----	23,280,000.00
	2020					-----	784,449,000.00	-----	122,397,110.41	-----	662,051,889.59
	2019					666,719,662.19	-----	-----	441,980,226.64	-----	224,739,435.55
	2018					198,623,425.50	-----	-----	123,050,541.05	-----	75,572,884.45
	2017					88,416,235.70	-----	-----	12,998,001.41	-----	75,418,234.29
	2016-2017					3,454,651.61	-----	-----	1,256,170.23	-----	2,198,481.38
	2016					58,692,827.06	-----	-----	8,873,680.22	-----	49,819,146.84
	2015-2016					3,550,976.70	-----	-----	554,180.60	-----	2,996,796.10
	2015					43,538,508.34	-----	-----	18,688,826.38	24,849,681.96	-----
	No Year					6,915,032.87	-----	-----	1,532,357.52	-----	5,382,675.35
	Subtotal		485	2728	000	1,069,911,319.97	806,529,000.00	-----	730,131,094.46	24,849,681.96	1,121,459,543.55
Trust Fund Accounts											
National Service Trust, Corporation for National and Community Service Fund Resources:											
Undisbursed Funds	No Year		485	8267	000	243,892,336.34	231,892,705.85	557,029,761.82	136,009,932.41	154,572.00	896,650,299.60
Unrealized Discount on Investments						-17,406,393.07	-----	16,980,537.96	-----	-----	-425,855.11
Investments in US Treasury Securities						759,636,015.52	-----	-574,010,299.78	-----	-----	185,625,715.74
	Subtotal		485	8267	000	986,121,958.79	231,892,705.85	-----	136,009,932.41	154,572.00	1,081,850,160.23
Gifts and Contributions, Corporation for National and Community Service Fund Resources:											
Undisbursed Funds	No Year		485	8981	000	411,698.97	20,744.00	-----	23,502.66	-----	408,940.31
Deductions for Offsetting Receipts											
Proprietary Receipts from the Public						-----	-1,511,338.68	-----	-1,511,338.68	-----	-----

Footnotes at End of Chapter

Appropriations, Outlays, and Balances - Continued

Appropriation or Fund Account Title	Account Symbol				Balances, Beginning of Fiscal Year	Appropriations and Other Obligational Authority ¹	Transfers Borrowings and Investment (Net) ²	Outlays (Net)	Balances Withdrawn and Other Transactions ³	Balances, End of Fiscal Year
	Period of Availability	ATA	AID	MAIN SUB						
Intrabudgetary Receipts Deducted by Agency					-----	-222,029,020.39	-----	-222,029,020.39	-----	-----
Total, Offsetting Receipts					- 0 -	-223,540,359.07	-----	-223,540,359.07	-----	- 0 -
Total, Corporation for National and Community Service					2,085,776,741.79	1,112,731,090.78	-----	930,699,603.34	26,311,265.72	2,241,496,963.51
Corporation for Public Broadcasting										
General Fund Accounts										
Public Broadcasting Fund, Corporation for Public Broadcasting, Treasury Fund Resources:										
Undisbursed Funds	2020-2021		020	0151	000	-----		75,000,000.00	-----	-----
	2020					-----		465,000,000.00	-----	-----
Total, Corporation for Public Broadcasting						-----		540,000,000.00	-----	-----
Corporation for Travel Promotion										
Special Fund Accounts										
Travel Promotion Fund, Corporation for Travel Promotion Fund Resources:										
Undisbursed Funds	No Year		580	5585	000	400,000.00		94,100,000.00	-----	94,500,000.00
Council of the Inspectors General on Integrity and Efficiency										
General Fund Accounts										
Pandemic Response Accountability Committee, Council of the Inspectors General on Integrity and Efficiency Fund Resources:										
Undisbursed Funds	No Year		542	1654	000	-----		80,000,000.00	-----	1,144,652.69
Intragovernmental Funds										
Inspectors General Council Fund, Council of the Inspectors General on Integrity and Efficiency Fund Resources:										
Undisbursed Funds	No Year		542	4592	000	17,807,382.46		1,000,000.00	-----	-674,116.23
Total, Council of the Inspectors General on Integrity and Efficiency						17,807,382.46		81,000,000.00	-----	470,536.46
Court Services and Offender Supervision Agency for the District of Columbia										
General Fund Accounts										
Salaries and Expenses, Federal Payment to the Court Services and Offender Supervision Agency for the District of Columbia Fund Resources:										
Undisbursed Funds	2020-2022		511	1734	000	-----		4,816,000.00	-----	-----
	2019-2021					13,223,000.00		-----	-----	13,223,000.00
	2020					-----		243,708,000.00	-----	192,798,526.59
	2019-2020					-----		-----	2,910,164.00	-----
	2019					56,091,392.77		-2,910,164.00	-----	34,348,193.63
	2018-2019					-39,729.91		-----	-----	-----
	2018					17,577,936.00		-----	-----	4,414,545.07
	2017-2018					121,497.04		-----	-----	3,519.21
	2016-2018					919,536.53		-----	-----	59,297.27
	2017					10,324,052.45		-----	-----	347,051.25
	2015-2017					555,995.01		-----	-----	16,426.27

Footnotes at End of Chapter

Appropriations, Outlays, and Balances - Continued

Appropriation or Fund Account Title	Account Symbol				Balances, Beginning of Fiscal Year	Appropriations and Other Obligational Authority ¹	Transfers Borrowings and Investment (Net) ²	Outlays (Net)	Balances Withdrawn and Other Transactions ³	Balances, End of Fiscal Year	
	Period of Availability	ATA	AID	MAIN							SUB
	2016				10,109,736.76	-----	-----	-288,066.44	-----	10,397,803.20	
	2015-2016				280,079.76	-----	-----	-----	-----	280,079.76	
	2015				9,706,560.28	-----	-----	11,553.99	9,695,006.29	-----	
	2014-2015				1,184,300.25	-----	-----	-----	1,184,300.25	-----	
	2013-2015				292,535.80	-----	-----	-----	292,535.80	-----	
Total, Court Services and Offender Supervision Agency for the District of Columbia					120,346,892.74	248,524,000.00	-----	231,711,046.84	11,171,842.34	125,988,003.56	
Defense Nuclear Facilities Safety Board											
Consolidated Working Funds											
Salaries and Expenses, Defense Nuclear Facilities Safety Board Fund Resources:											
Undisbursed Funds	2020-2021		347	3900	000	-----	31,000,000.00	-----	17,501,421.94	-----	13,498,578.06
	2019-2020					12,679,903.08	-----	-----	11,747,467.47	-----	932,435.61
	2018-2019					906,703.74	-----	-----	520,134.52	-----	386,569.22
	2017-2018					367,037.20	-----	-----	201,772.18	-----	165,265.02
	2016-2017					343.16	-----	-----	-----	-----	343.16
	2015-2016					918,494.28	-----	-----	-10,000.00	-----	928,494.28
	2014-2015					3,245,975.12	-----	-----	-----	3,245,975.12	-----
	No Year					2,172,342.95	-----	-----	30,939.23	-----	2,141,403.72
Total, Defense Nuclear Facilities Safety Board						20,290,799.53	31,000,000.00	-----	29,991,735.34	3,245,975.12	18,053,089.07
Delta Regional Authority											
General Fund Accounts											
Salaries and Expenses, Delta Regional Authority Fund Resources:											
Undisbursed Funds	No Year		517	0750	000	61,242,963.80	30,000,000.00	-----	20,006,655.89	-----	71,236,307.91
Agriculture	No Year	012	517	0750	000	64,569.29	-----	-----	-----	-----	64,569.29
Total, Delta Regional Authority						61,307,533.09	30,000,000.00	-----	20,006,655.89	-----	71,300,877.20
Denali Commission											
General Fund Accounts											
Expenses, Denali Commission Fund Resources:											
Undisbursed Funds	No Year		513	1200	000	72,348,584.98	15,000,000.00	-----	36,366,599.62	-----	50,981,985.36
Special Fund Accounts											
Gifts and Donations, Denali Commission Fund Resources:											
Undisbursed Funds	No Year		513	5605	000	101,181.00	-----	-----	-----	-----	101,181.00
Trust Fund Accounts											
Denali Commission Trust Fund Fund Resources:											
Undisbursed Funds	No Year		513	8056	000	13,444,581.89	3,448,692.70	-----	4,024,866.79	-----	12,868,407.80
Deductions for Offsetting Receipts											
Proprietary Receipts from the Public						-----	-183,029.74	-----	-183,029.74	-----	-----

Footnotes at End of Chapter

Appropriations, Outlays, and Balances - Continued

Appropriation or Fund Account Title	Account Symbol				Balances, Beginning of Fiscal Year	Appropriations and Other Obligational Authority ¹	Transfers Borrowings and Investment (Net) ²	Outlays (Net)	Balances Withdrawn and Other Transactions ³	Balances, End of Fiscal Year
	Period of Availability	ATA	AID	MAIN						
Total, Denali Commission					85,894,347.87	18,265,662.96	-----	40,208,436.67	-----	63,951,574.16
District of Columbia										
Deductions for Offsetting Receipts										
Intrabudgetary Receipts Deducted by Agency					-----	-4,160.00	-----	-4,160.00	-----	-----
District of Columbia Courts										
General Fund Accounts										
Federal Payment to the District of Columbia Judicial Survivors and Annuity Fund, Treasury Fund Resources:										
Undisbursed Funds	No Year		020	1713	000	-----	15,979,000.00	-----	15,979,000.00	-----
Salaries and Expenses, Federal Payment to the District of Columbia Courts Fund Resources:										
Undisbursed Funds	2020-2021		349	1712	000	-----	34,250,000.00	-----	933,957.72	-----
	2020					-----	215,838,000.00	-----	189,006,865.33	-----
	2019-2020					44,591,474.35	-----	-----	7,317,607.37	-----
	2019					27,354,395.64	-----	-----	22,757,517.85	-----
	2018-2019					61,515,571.73	-----	-----	26,213,787.11	-----
	2018					3,617,175.31	-----	-----	174,442.96	-----
	2017-2018					35,825,172.81	-----	-----	10,553,518.83	-----
	2017					599,087.71	-----	-----	83,406.43	-----
	2016-2017					2,146,095.68	-----	-----	1,472,168.00	-----
	2016					1,211,165.94	-----	-----	317,837.23	-----
	2015-2016					1,320,791.14	-----	-----	12,275.00	-----
	2015					2,671,975.93	-----	-----	264,428.73	2,407,547.20
	2014-2015					465,425.50	-----	-----	41,173.45	424,252.05
	No Year					683,874.00	-----	-----	-852,191.16	-----
Funds Held Outside the Treasury	2017					250,000.00	-----	-----	-----	250,000.00
	Subtotal		349	1712	000	182,252,205.74	250,088,000.00	-----	258,296,794.85	2,831,799.25
Payments, Federal Payment for Defender Services in District of Columbia Courts Fund Resources:										
Undisbursed Funds	No Year		349	1736	000	39,708,681.19	46,005,000.00	-----	34,578,309.65	-----
Special Fund Accounts										
District of Columbia Crime Victims Compensation Fund, District of Columbia Courts Fund Resources:										
Undisbursed Funds	No Year		349	5676	000	3,922,391.25	8,049,386.35	-----	9,283,526.74	-----
Funds Held Outside the Treasury						250,000.00	-----	-----	-----	250,000.00
	Subtotal		349	5676	000	4,172,391.25	8,049,386.35	-----	9,283,526.74	-----
Trust Fund Accounts										
District of Columbia Judicial Retirement and Survivor's Annuity Fund,										

Footnotes at End of Chapter

Appropriations, Outlays, and Balances - Continued

Appropriation or Fund Account Title	Account Symbol				Balances, Beginning of Fiscal Year	Appropriations and Other Obligational Authority ¹	Transfers Borrowings and Investment (Net) ²	Outlays (Net)	Balances Withdrawn and Other Transactions ³	Balances, End of Fiscal Year
	Period of Availability	ATA	AID	MAIN						
Treasury Fund Resources:										
Undisbursed Funds	No Year		020	8212	000	101,330.67	19,596,657.78	-4,888,970.79	14,708,534.20	----- 100,483.46
Unrealized Discount on Investments						-2,124,167.97	-----	179,840.52	-----	----- -1,944,327.45
Investments in US Treasury Securities						175,486,473.72	-----	4,709,130.27	-----	----- 180,195,603.99
Subtotal			020	8212	000	173,463,636.42	19,596,657.78	-----	14,708,534.20	----- 178,351,760.00
Deductions for Offsetting Receipts										
Intrabudgetary Receipts Deducted by Agency						-----	-15,979,000.00	-----	-15,979,000.00	-----
Total, District of Columbia Courts						399,596,914.60	323,739,044.13	-----	316,867,165.44	2,831,799.25 403,636,994.04
District of Columbia General and Special Payments										
General Fund Accounts										
Federal Payment for the District of Columbia National Guard, Treasury Fund Resources:										
Undisbursed Funds	No Year		020	1701	000	-----	413,000.00	-----	413,000.00	-----
Federal Payment to the Federal District of Columbia Pension Fund, Treasury Fund Resources:										
Undisbursed Funds	No Year		020	1714	000	-----	540,026,000.00	-----	540,026,000.00	-----
Federal Payment for Resident Tuition Support, Treasury Fund Resources:										
Undisbursed Funds	No Year		020	1736	000	-----	40,000,000.00	-----	40,000,000.00	-----
Federal Payment for Emergency Planning and Security Costs in the District of Columbia, Treasury Fund Resources:										
Undisbursed Funds	No Year		020	1771	000	-----	23,000,000.00	-----	23,000,000.00	-----
Federal Payment to the District of Columbia Water and Sewer Authority, Treasury Fund Resources:										
Undisbursed Funds	No Year		020	1796	000	-----	8,000,000.00	-----	8,000,000.00	-----
Federal Payment for School Improvement, Treasury Fund Resources:										
Undisbursed Funds	No Year		020	1817	000	-----	52,500,000.00	-----	52,500,000.00	-----
Federal Payment to the Criminal Justice Coordinating Council, Treasury Fund Resources:										
Undisbursed Funds	No Year		020	1818	000	-----	2,150,000.00	-----	2,150,000.00	-----
Federal Payment for Judicial Commissions, Treasury Fund Resources:										
Undisbursed Funds	2020-2021		020	1822	000	-----	600,000.00	-----	600,000.00	-----
Federal Payment for Testing and Treatment of HIV/AIDS, Treasury Fund Resources:										
Undisbursed Funds	2020		020	1824	000	-----	4,000,000.00	-----	4,000,000.00	-----
Special Fund Accounts										
District of Columbia Federal Pension Fund, Treasury Fund Resources:										
Undisbursed Funds	No Year		020	5511	000	389,323.78	571,915,280.14	-17,506,924.70	554,401,565.77	----- 396,113.45
Unrealized Discount on Investments						-20,988,858.90	-----	-148,716.35	-----	----- -21,137,575.25

Footnotes at End of Chapter

Appropriations, Outlays, and Balances - Continued

Appropriation or Fund Account Title	Account Symbol				Balances, Beginning of Fiscal Year	Appropriations and Other Obligational Authority ¹	Transfers Borrowings and Investment (Net) ²	Outlays (Net)	Balances Withdrawn and Other Transactions ³	Balances, End of Fiscal Year	
	Period of Availability	ATA	AID	MAIN							SUB
Investments in US Treasury Securities					3,797,839,270.30	-----	17,655,641.05	-----	-----	3,815,494,911.35	
Subtotal			020	5511	000	3,777,239,735.18	571,915,280.14	-----	554,401,565.77	-----	3,794,753,449.55
Deductions for Offsetting Receipts											
Proprietary Receipts from the Public					-----	-5,353.46	-----	-5,353.46	-----	-----	
Intrabudgetary Receipts Deducted by Agency					-----	-571,915,280.14	-----	-571,915,280.14	-----	-----	
Total, Offsetting Receipts					- 0 -	-571,920,633.60	-----	-571,920,633.60	-----	- 0 -	
Total, District of Columbia General and Special Payments					3,777,239,735.18	670,683,646.54	-----	653,169,932.17	-----	3,794,753,449.55	
Total, District of Columbia					4,176,836,649.78	994,418,530.67	-----	970,032,937.61	2,831,799.25	4,198,390,443.59	
Election Assistance Commission											
General Fund Accounts											
Salaries and Expenses, Election Assistance Commission Fund Resources:											
Undisbursed Funds	2020-2021		525	1650	000	-----	2,400,000.00	-----	-----	2,400,000.00	
	2020					-----	11,271,000.00	-----	8,193,214.56	3,077,785.44	
	2019					1,532,267.33	-----	-----	1,049,644.70	482,622.63	
	2018					593,502.52	-----	-----	52,692.12	540,810.40	
	2017					355,946.05	-----	-----	5,642.75	350,303.30	
	2016					887,050.77	-----	-----	2,921.90	884,128.87	
	2015					2,089,632.59	-----	-----	2,637.88	-----	
Subtotal			525	1650	000	5,458,399.26	13,671,000.00	-----	9,306,753.91	2,086,994.71	7,735,650.64
Election Reform Programs, Election Assistance Commission Fund Resources:											
Undisbursed Funds	2020		525	1651	000	-----	825,000,000.00	-----	822,113,500.00	-----	2,886,500.00
	No Year					2,225,695.44	-----	-----	-----	2,225,695.44	
Subtotal			525	1651	000	2,225,695.44	825,000,000.00	-----	822,113,500.00	-----	5,112,195.44
Election Data Collections Grants, Election Assistance Commission Fund Resources:											
Undisbursed Funds	No Year		525	1652	000	1,557,794.38	-----	-----	-----	1,557,794.38	
Total, Election Assistance Commission						9,241,889.08	838,671,000.00	-----	831,420,253.91	2,086,994.71	14,405,640.46
Equal Employment Opportunity Commission											
General Fund Accounts											
Salaries and Expenses, Equal Employment Opportunity Commission Fund Resources:											
Undisbursed Funds	2020		045	0100	000	-----	389,500,000.00	-----	325,172,800.40	-----	64,327,199.60
	2019					62,203,294.81	-----	-----	54,238,844.57	-----	7,964,450.24
	2018					15,267,561.68	-----	-----	6,252,300.07	-----	9,015,261.61
	2017					4,067,074.24	-----	-----	760,954.67	-----	3,306,119.57
	2016					1,652,803.79	-----	-----	22,038.87	-----	1,630,764.92
	2015					3,183,231.03	-----	-----	59,048.54	3,124,182.49	-----
	No Year					-----	-----	2,000,000.00	1,065,964.13	-----	934,035.87

Footnotes at End of Chapter

Appropriations, Outlays, and Balances - Continued

Appropriation or Fund Account Title	Account Symbol				Balances, Beginning of Fiscal Year	Appropriations and Other Obligational Authority ¹	Transfers Borrowings and Investment (Net) ²	Outlays (Net)	Balances Withdrawn and Other Transactions ³	Balances, End of Fiscal Year	
	Period of Availability	ATA	AID	MAIN							SUB
Public Enterprise Funds	Subtotal		045	0100	000	86,373,965.55	389,500,000.00	2,000,000.00	387,571,951.25	3,124,182.49	87,177,831.81
EEOC Education, Technical Assistance and Training Revolving Fund, Equal Employment Opportunity Commission Fund Resources: Undisbursed Funds	No Year		045	4019	000	5,176,231.05	-----	-----	961,031.18	-----	4,215,199.87
Deductions for Offsetting Receipts											
Proprietary Receipts from the Public						-----	-45,007.56	-----	-45,007.56	-----	-----
Intrabudgetary Receipts Deducted by Agency						-----	-20,460.09	-----	-20,460.09	-----	-----
Total, Offsetting Receipts						- 0 -	-65,467.65	-----	-65,467.65	-----	- 0 -
Total, Equal Employment Opportunity Commission						91,550,196.60	389,434,532.35	2,000,000.00	388,467,514.78	3,124,182.49	91,393,031.68
Export-Import Bank of the United States											
General Fund Accounts											
Administration Expenses, Export-Import Bank of the United States Fund Resources: Undisbursed Funds	2020-2021		083	0100	000	-----	9,804,579.68	-----	-----	-----	9,804,579.68
	2020					-----	83,339,581.68	-----	57,276,545.95	-----	26,063,035.73
	2019-2020					7,215,605.88	-----	188,701.68	7,215,605.88	-----	188,701.68
	2017-2020					1,873,448.05	80,908,398.00	-----	80,908,398.00	-----	1,873,448.05
	2019					34,029,653.71	-----	-188,701.68	26,256,572.57	-----	7,584,379.46
	2018					4,160,834.38	-----	-----	947,733.13	-----	3,213,101.25
	2017					3,207,550.60	-----	-----	161,169.03	-----	3,046,381.57
	2014-2017					10,000,000.00	-----	-----	-----	-----	10,000,000.00
	2016					3,594,242.50	-----	-----	14,296.73	-----	3,579,945.77
	2013-2016					29,106,476.28	-----	-----	-----	-----	29,106,476.28
	2015					4,074,162.41	-----	-----	595.00	4,073,567.41	-----
	2012-2015					5,161,363.44	-----	-----	-----	-----	⁵ 5,161,363.44
	2011-2014					727,343.91	-----	-----	-----	-----	⁶ 727,343.91
	2010-2013					3,551,006.53	-----	-----	-----	-----	⁷ 3,551,006.53
	2009-2012					10,145,317.28	-----	-----	-----	-----	⁸ 10,145,317.28
	2008-2011					6,289,476.57	-----	-----	-----	-----	⁸ 6,289,476.57
	2007-2010					4,895,241.54	-----	-----	-----	-----	⁹ 4,895,241.54
	2006-2009					38,199,145.02	-----	-----	-----	-----	¹⁰ 38,199,145.02
	2005-2008					5,556,029.56	-----	-----	-----	-----	¹¹ 5,556,029.56
	2003-2006					150,257,184.58	-----	-----	-----	-----	¹² 150,257,184.58
	2002-2005					34,087,163.04	-----	-----	-----	34,087,163.04	-----
	No Year					241,967,217.74	-64,282,000.00	-----	5,698,723.45	-----	171,986,494.29
	Subtotal		083	0100	000	598,098,463.02	109,770,559.36	-----	178,479,639.74	38,160,730.45	491,228,652.19
Inspector General, Export-Import Bank of the United States Fund Resources: Undisbursed Funds	2020-2021		083	0105	000	-----	855,000.00	-----	-----	-----	855,000.00
	2020					-----	4,845,000.00	-----	2,852,895.07	-----	1,992,104.93
	2019-2020					855,000.00	-----	-----	855,000.00	-----	-----

Footnotes at End of Chapter

Appropriations, Outlays, and Balances - Continued

Appropriation or Fund Account Title	Account Symbol				Balances, Beginning of Fiscal Year	Appropriations and Other Obligational Authority ¹	Transfers Borrowings and Investment (Net) ²	Outlays (Net)	Balances Withdrawn and Other Transactions ³	Balances, End of Fiscal Year
	Period of Availability	ATA	AID	MAIN SUB						
	2019				1,894,234.50	-----	-----	1,021,588.77	-----	872,645.73
	2018-2019				15,660.00	-----	-----	-----	-----	15,660.00
	2018				3,408,600.98	-----	-----	16,675.97	-----	3,391,925.01
	2017-2018				220,199.65	-----	-----	-----	-----	220,199.65
	2016-2017				65,709.11	-----	-----	-----	-----	65,709.11
	2015-2016				500,486.65	-----	-----	-----	-----	500,486.65
	2014-2015				107,663.72	-----	-----	-----	107,663.72	-----
	Subtotal		083	0105	7,067,554.61	5,700,000.00	-----	4,746,159.81	107,663.72	7,913,731.08
Public Enterprise Funds										
Liquidating Account, Export-Import Bank of the United States Fund Resources:										
Undisbursed Funds	No Year		083	4027	378,906.16	-----	-----	-616,780.37	¹³ 995,686.53	-----
Deductions for Offsetting Receipts										
Proprietary Receipts from the Public					-----	-172,805,425.00	-----	-172,805,425.00	-----	-----
Total, Export-Import Bank of the United States					605,544,923.79	-57,334,865.64	-----	9,803,594.18	39,264,080.70	499,142,383.27
Farm Credit Administration										
Public Enterprise Funds										
Revolving Fund for Administrative Expenses, Farm Credit Administration Fund Resources:										
Undisbursed Funds	No Year		352	4131	1,388,463.18	-----	185,042.56	-2,630,674.62	-----	4,204,180.36
Unrealized Discount on Investments					-349,228.75	-----	202,646.66	-----	-----	-146,582.09
Investments in US Treasury Securities					34,681,597.64	-----	-387,689.22	-----	-----	34,293,908.42
Subtotal			352	4131	35,720,832.07	-----	-----	-2,630,674.62	-----	38,351,506.69
Deductions for Offsetting Receipts										
Proprietary Receipts from the Public					-----	-162.17	-----	-162.17	-----	-----
Total, Farm Credit Administration					35,720,832.07	-162.17	-----	-2,630,836.79	-----	38,351,506.69
Farm Credit System Insurance Corporation										
Public Enterprise Funds										
Farm Credit Insurance Fund, Capital Corporation Investment Fund, Farm Credit Administration Fund Resources:										
Undisbursed Funds	No Year		352	4136	261,447.74	-----	-240,303,495.59	-240,242,047.85	-----	200,000.00
Unrealized Discount on Investments					-24,012,521.89	-----	19,463,610.38	-----	-----	-4,548,911.51
Investments in US Treasury Securities					4,932,055,081.77	-----	220,839,885.21	-----	-----	5,152,894,966.98
Total, Farm Credit System Insurance Corporation					4,908,304,007.62	-----	-----	-240,242,047.85	-----	5,148,546,055.47
Federal Communications Commission										
General Fund Accounts										
Salaries and Expenses, Federal Communications Commission Fund Resources:										
Undisbursed Funds	2020		027	0100	-----	-----	-----	84,899.01	-----	⁴ -84,899.01
	2019				-32,063.17	-----	-----	-28,248.10	-----	⁴ -3,815.07

Footnotes at End of Chapter

Appropriations, Outlays, and Balances - Continued

Appropriation or Fund Account Title	Account Symbol				Balances, Beginning of Fiscal Year	Appropriations and Other Obligational Authority ¹	Transfers Borrowings and Investment (Net) ²	Outlays (Net)	Balances Withdrawn and Other Transactions ³	Balances, End of Fiscal Year	
	Period of Availability	ATA	AID	MAIN							SUB
	2018				-64,549.62	-----	-----	-64,996.79	-----	447.17	
	2017				447.17	-----	-----	-----	-----	447.17	
	2016				2,802.85	-----	-----	-507.00	-----	3,309.85	
	2015				773.61	-----	-----	773.61	-----	-----	
	No Year				251,098,654.22	200,000,000.00	-----	53,036,390.94	¹³ 6,309,840.23	391,752,423.05	
	Subtotal		027	0100	000	251,006,065.06	200,000,000.00	53,028,311.67	6,309,840.23	391,667,913.16	
Spectrum Auction Program Account, Federal Communications Commission Fund Resources:											
Undisbursed Funds	No Year		027	0300	000	2,816,454.20	-----	-----	-----	2,816,454.20	
Special Fund Accounts											
Universal Service Fund, Federal Communications Commission Fund Resources:											
Undisbursed Funds	No Year		027	5183	000	6,200,654,447.66	7,960,080,804.24	0.07	8,249,044,045.06	-----	5,911,691,206.91
Unrealized Discount on Investments						-975,914.02	-----	975,914.02	-----	-----	
Investments in US Treasury Securities						308,200,000.00	-----	-308,200,000.00	-----	-----	
Funds Held Outside the Treasury						5,437,089.54	-----	-5,437,089.54	-----	-----	
	Subtotal		027	5183	000	6,513,315,623.18	7,960,080,804.24	-312,661,175.45	8,249,044,045.06	-----	5,911,691,206.91
TV Broadcaster Relocation Fund, Federal Communications Commission Fund Resources:											
Undisbursed Funds	No Year		027	5610	000	1,953,848,908.18	-----	-----	546,035,563.42	-----	1,407,813,344.76
Telecommunications Relay Services Fund, Federal Communications Commission Fund Resources:											
Undisbursed Funds	No Year		027	5700	000	-----	1,488,713,058.81	312,661,175.45	1,423,802,301.73	-----	377,571,932.53
Deductions for Offsetting Receipts											
Proprietary Receipts from the Public						-----	-28,406,080.78	-----	-28,406,080.78	-----	-----
Intrabudgetary Receipts Deducted by Agency						-----	-1,363,204.65	-----	-1,363,204.65	-----	-----
Total, Offsetting Receipts						- 0 -	-29,769,285.43	-----	-29,769,285.43	-----	- 0 -
Total, Federal Communications Commission						8,720,987,050.62	9,619,024,577.62	-----	10,242,140,936.45	6,309,840.23	8,091,560,851.56
Federal Deposit Insurance Corporation											
Deposit Insurance											
Intragovernmental Funds											
Deposit Insurance Fund, Federal Deposit Insurance Corporation Fund Resources:											
Undisbursed Funds	No Year		051	4596	000	2,366,390.90	-----	-5,223,047,500.00	-5,224,122,718.81	-----	3,441,609.71
Unrealized Discount on Investments						-979,437,500.00	-----	250,312,500.00	-----	-----	-729,125,000.00
Investments in US Treasury Securities						104,015,303,000.00	-----	4,933,735,000.00	-----	-----	108,949,038,000.00
	Subtotal		051	4596	000	103,038,231,890.90	-----	-39,000,000.00	-5,224,122,718.81	-----	108,223,354,609.71
Total, Deposit Insurance						103,038,231,890.90	-----	-39,000,000.00	-5,224,122,718.81	-----	108,223,354,609.71
FSLIC Resolution											
Public Enterprise Funds											

Footnotes at End of Chapter

Appropriations, Outlays, and Balances - Continued

Appropriation or Fund Account Title	Account Symbol				Balances, Beginning of Fiscal Year	Appropriations and Other Obligational Authority ¹	Transfers Borrowings and Investment (Net) ²	Outlays (Net)	Balances Withdrawn and Other Transactions ³	Balances, End of Fiscal Year
	Period of Availability	ATA	AID	MAIN SUB						
The FSLIC Resolution Fund Fund Resources:										
Undisbursed Funds	No Year		051	4065 000	713.92	-----	-9,155,000.00	-9,154,578.34	-----	292.26
Investments in US Treasury Securities					872,324,000.00	-----	9,155,000.00	-----	-----	881,479,000.00
Subtotal			051	4065 000	872,324,713.92	-----	-----	-9,154,578.34	-----	881,479,292.26
Operating Account, Federal Deposit Insurance Corporation Fund Resources:										
Undisbursed Funds	No Year		051	4067 000	43,961,599.50	-----	-----	20,312,490.23	-----	23,649,109.27
Total, FSLIC Resolution					916,286,313.42	-----	-----	11,157,911.89	-----	905,128,401.53
FDIC - Office of Inspector General										
Intragovernmental Funds										
Office of Inspector General, Federal Deposit Insurance Corporation Fund Resources:										
Undisbursed Funds	2020		051	4595 000	-----	-----	39,000,000.00	39,000,000.00	-----	-----
Total, Federal Deposit Insurance Corporation					103,954,518,204.32	-----	-----	-5,173,964,806.92	-----	109,128,483,011.24
Federal Drug Control Programs										
General Fund Accounts										
High Intensity Drug Trafficking Areas Program, Funds Appropriated to the President Fund Resources:										
Undisbursed Funds	2020-2021		011	1070 000	-----	264,178,588.00	-----	33,158,897.72	-----	231,019,690.28
	2019-2020				225,420,392.81	-----	-370,786.00	154,469,517.40	-----	70,580,089.41
	2018-2019				65,930,001.44	-----	-----	60,979,427.92	-----	4,950,573.52
	2017-2018				4,150,798.21	-----	-----	3,707,563.13	-----	443,235.08
	2016-2017				189,942.62	-----	-----	-----	-----	189,942.62
	2015-2016				160,808.20	-----	-----	-----	-----	160,808.20
	2014-2015				87,393.09	-----	62,443.25	-----	149,836.34	-----
Subtotal			011	1070 000	295,939,336.37	264,178,588.00	-308,342.75	252,315,406.17	149,836.34	307,344,339.11
Other Federal Drug Control Programs, Executive Office of the President Fund Resources:										
Undisbursed Funds	No Year		011	1460 000	69,210,395.30	121,715,000.00	-----	90,625,070.81	-----	100,300,324.49
Counterdrug Technology Assessment Center, Office of National Drug Control Policy, Executive Office of the President Fund Resources:										
Undisbursed Funds	No Year		011	1461 000	404,227.91	-----	-----	120,673.29	-----	283,554.62
Total, Federal Drug Control Programs					365,553,959.58	385,893,588.00	-308,342.75	343,061,150.27	149,836.34	407,928,218.22
Federal Election Commission										
General Fund Accounts										
Salaries and Expenses, Federal Election Commission Fund Resources:										
Undisbursed Funds	2020		360	1600 000	-----	71,497,000.00	-----	59,537,070.35	-----	11,959,929.65
	2019				19,024,180.08	-----	-----	13,372,892.67	-----	5,651,287.41
	2018				2,060,912.23	-----	-----	347,601.17	-----	1,713,311.06
	2017-2018				1,811,973.38	-----	-----	387,928.57	-----	1,424,044.81

Footnotes at End of Chapter

Appropriations, Outlays, and Balances - Continued

Appropriation or Fund Account Title	Account Symbol				Balances, Beginning of Fiscal Year	Appropriations and Other Obligational Authority ¹	Transfers Borrowings and Investment (Net) ²	Outlays (Net)	Balances Withdrawn and Other Transactions ³	Balances, End of Fiscal Year				
	Period of Availability	ATA	AID	MAIN							SUB			
	2017				1,100,200.67	-----	-----	5,029.74	-----	1,095,170.93				
	2016-2017				251,221.96	-----	-----	98,355.86	-----	152,866.10				
	2016				1,435,100.33	-----	-----	-----	-----	1,435,100.33				
	2015				480,585.10	-----	-----	4,160.79	476,424.31	-----				
	Subtotal		360	1600	000	26,164,173.75	71,497,000.00	-----	73,753,039.15	476,424.31	23,431,710.29			
Deductions for Offsetting Receipts														
Proprietary Receipts from the Public					-----	-22,403.85	-----	-22,403.85	-----	-----				
Total, Federal Election Commission					-----	26,164,173.75	71,474,596.15	-----	73,730,635.30	476,424.31	23,431,710.29			
Federal Financial Institutions Examination Council														
Federal Financial Institutions Examination Council Appraisal Subcommittee														
Special Fund Accounts														
Registry Fees, Appraisal Subcommittee														
Fund Resources:														
Undisbursed Funds					No Year	362	5026	000	5,221,005.83	5,899,756.80	-----	3,913,685.78	-----	7,207,076.85
Federal Housing Finance Agency														
Special Fund Accounts														
Administrative Expenses, Federal Housing Finance Agency														
Fund Resources:														
Undisbursed Funds					No Year	537	5532	000	2,628,886.03	312,584,279.29	-26,928,293.47	285,556,532.55	-----	2,728,339.30
Investments in US Treasury Securities									71,371,989.67	-----	26,928,293.47	-----	-----	98,300,283.14
Subtotal						537	5532	000	74,000,875.70	312,584,279.29	-----	285,556,532.55	-----	101,028,622.44
Office of Inspector General, Federal Housing Finance Agency														
Fund Resources:														
Undisbursed Funds					No Year	537	5564	000	13,195,812.50	-----	-----	-403,894.09	-----	13,599,706.59
Deductions for Offsetting Receipts														
Proprietary Receipts from the Public									-----	-6,092.00	-----	-6,092.00	-----	-----
Intrabudgetary Receipts Deducted by Agency									-----	-1,196,625.29	-----	-1,196,625.29	-----	-----
Total, Offsetting Receipts									- 0 -	-1,202,717.29	-----	-1,202,717.29	-----	- 0 -
Total, Federal Housing Finance Agency									87,196,688.20	311,381,562.00	-----	283,949,921.17	-----	114,628,329.03
Federal Labor Relations Authority														
General Fund Accounts														
Salaries and Expenses, Federal Labor Relations Authority														
Fund Resources:														
Undisbursed Funds					2020	054	0100	000	-----	24,890,000.00	-----	21,063,990.78	-----	3,826,009.22
					2019				4,498,389.85	-----	-----	2,994,264.83	-----	1,504,125.02
					2018-2019				74,024.00	-----	-----	61,208.00	-----	12,816.00
					2018				282,882.27	-----	-----	60,436.23	-----	222,446.04
					2017				388,206.00	-----	-----	2,851.58	-----	385,354.42
					2016-2017				465.25	-----	-----	-----	-----	465.25
					2016				626,622.34	-----	-----	-123.77	-----	626,746.11
					2015				297,051.70	-----	-----	17,724.18	279,327.52	-----

Footnotes at End of Chapter

Appropriations, Outlays, and Balances - Continued

Appropriation or Fund Account Title	Account Symbol				Balances, Beginning of Fiscal Year	Appropriations and Other Obligational Authority ¹	Transfers Borrowings and Investment (Net) ²	Outlays (Net)	Balances Withdrawn and Other Transactions ³	Balances, End of Fiscal Year	
	Period of Availability	ATA	AID	MAIN SUB							
Deductions for Offsetting Receipts	Subtotal		054	0100	000	6,167,641.41	24,890,000.00	-----	24,200,351.83	279,327.52	6,577,962.06
Proprietary Receipts from the Public						-----	-0.53	-----	-0.53	-----	-----
Total, Federal Labor Relations Authority						6,167,641.41	24,889,999.47	-----	24,200,351.30	279,327.52	6,577,962.06
Federal Maritime Commission											
General Fund Accounts											
Salaries and Expenses, Federal Maritime Commission Fund Resources:											
Undisbursed Funds	2020		065	0100	000	-----	28,000,000.00	-----	22,907,092.57	-----	5,092,907.43
	2019					4,856,504.24	-----	-----	3,552,315.48	-----	1,304,188.76
	2018					1,440,973.03	-----	-----	317,255.68	-----	1,123,717.35
	2017					487,834.77	-----	-----	2,974.99	-----	484,859.78
	2016					233,423.03	-----	-----	-----	-----	233,423.03
	2015					232,067.87	-----	-----	2,152.00	229,915.87	-----
	Subtotal		065	0100	000	7,250,802.94	28,000,000.00	-----	26,781,790.72	229,915.87	8,239,096.35
Deductions for Offsetting Receipts											
Proprietary Receipts from the Public						-----	-191,075.00	-----	-191,075.00	-----	-----
Total, Federal Maritime Commission						7,250,802.94	27,808,925.00	-----	26,590,715.72	229,915.87	8,239,096.35
Federal Mediation and Conciliation Service											
General Fund Accounts											
Salaries and Expenses, Federal Mediation and Conciliation Service Fund Resources:											
Undisbursed Funds	2020		093	0100	000	-----	47,200,000.00	-----	42,135,541.84	-----	5,064,458.16
	2019					5,117,950.73	-----	-----	3,952,560.23	-----	1,165,390.50
	2018-2019					393,539.00	-----	-----	193,570.46	-----	199,968.54
	2018					791,204.11	-----	-----	375,015.47	-----	416,188.64
	2017-2018					314,091.76	-----	-----	40,182.80	-----	273,908.96
	2017					1,265,306.53	-----	-----	-1,252.98	-----	1,266,559.51
	2016-2017					143,812.71	-----	-----	-----	-----	143,812.71
	2016					1,014,123.35	-----	-----	477.00	-----	1,013,646.35
	2015-2016					11,447.55	-----	-----	-----	-----	11,447.55
	2015					102,106.14	-----	-----	13,350.00	88,756.14	-----
	2014-2015					62,139.91	-----	-----	-----	62,139.91	-----
	No Year					2,961,349.00	-----	-----	-174,114.94	-----	3,135,463.94
Total, Federal Mediation and Conciliation Service						12,177,070.79	47,200,000.00	-----	46,535,329.88	150,896.05	12,690,844.86
Federal Mine Safety and Health Review Commission											
General Fund Accounts											
Salaries and Expenses, Federal Mine Safety and Health Review											

Footnotes at End of Chapter

Appropriations, Outlays, and Balances - Continued

Appropriation or Fund Account Title	Account Symbol				Balances, Beginning of Fiscal Year	Appropriations and Other Obligational Authority ¹	Transfers Borrowings and Investment (Net) ²	Outlays (Net)	Balances Withdrawn and Other Transactions ³	Balances, End of Fiscal Year
	Period of Availability	ATA	AID	MAIN						
Commission Fund Resources: Undisbursed Funds	2020		368	2800	000	----- 17,184,000.00	----- -----	14,127,478.93	----- -----	3,056,521.07
	2019					3,372,786.35	----- -----	1,458,861.54	----- -----	1,913,924.81
	2018					1,366,921.44	----- -----	125,344.27	----- -----	1,241,577.17
	2017					1,059,391.29	----- -----	70,441.52	----- -----	988,949.77
	2016					1,636,636.95	----- -----	-284.49	----- -----	1,636,921.44
	2015					809,591.22	----- -----	----- -----	809,591.22	----- -----
	Subtotal		368	2800	000	8,245,327.25	----- -----	15,781,841.77	809,591.22	8,837,894.26
Deductions for Offsetting Receipts										
Proprietary Receipts from the Public						----- -----	-150.45	----- -----	----- -----	----- -----
Total, Federal Mine Safety and Health Review Commission						8,245,327.25	----- -----	15,781,691.32	809,591.22	8,837,894.26
Federal Trade Commission										
General Fund Accounts										
Salaries and Expenses, Federal Trade Commission Fund Resources: Undisbursed Funds	No Year		029	0100	000	121,563,028.88	216,965,765.51	----- -----	225,131,077.13	----- -----
Deductions for Offsetting Receipts										
Proprietary Receipts from the Public						----- -----	-6,704,692.50	----- -----	----- -----	----- -----
Total, Federal Trade Commission						121,563,028.88	210,261,073.01	----- -----	218,426,384.63	----- -----
Gulf Coast Ecosystem Restoration Council										
General Fund Accounts										
Gulf Coast Ecosystem Restoration Council Fund Resources: Undisbursed Funds	No Year		471	1770	000	89,852,937.13	----- -----	----- -----	-97,521,750.06	----- -----
Harry S Truman Scholarship Foundation										
General Fund Accounts										
Salaries and Expenses, Harry S. Truman Scholarship Foundation Fund Resources: Undisbursed Funds	No Year		372	0950	000	----- -----	1,670,000.00	----- -----	1,670,000.00	----- -----
Trust Fund Accounts										
Harry S. Truman Memorial Scholarship Trust Fund, Harry S Truman Scholarship Foundation Fund Resources: Undisbursed Funds	No Year		372	8296	000	1,205,793.34	2,876,955.78	16,928,418.58	2,239,633.34	----- -----
Unrealized Discount on Investments						-332,285.73	----- -----	190,682.72	----- -----	----- -----
Investments in US Treasury Securities						51,244,495.17	----- -----	----- -17,119,101.30	----- -----	34,125,393.87
	Subtotal		372	8296	000	52,118,002.78	2,876,955.78	----- -----	2,239,633.34	----- -----
Deductions for Offsetting Receipts										
Proprietary Receipts from the Public						----- -----	-25.00	----- -----	----- -----	----- -----
Intrabudgetary Receipts Deducted by Agency						----- -----	-1,670,000.00	----- -----	----- -----	----- -----

Footnotes at End of Chapter

Appropriations, Outlays, and Balances - Continued

Appropriation or Fund Account Title	Account Symbol				Balances, Beginning of Fiscal Year	Appropriations and Other Obligational Authority ¹	Transfers Borrowings and Investment (Net) ²	Outlays (Net)	Balances Withdrawn and Other Transactions ³	Balances, End of Fiscal Year
	Period of Availability	ATA	AID	MAIN						
Total, Offsetting Receipts					- 0 -	-1,670,025.00	-----	-1,670,025.00	-----	- 0 -
Total, Harry S Truman Scholarship Foundation					52,118,002.78	2,876,930.78	-----	2,239,608.34	-----	52,755,325.22
Institute of American Indian and Alaska Native Culture and Arts Development										
General Fund Accounts										
Payment to the Institute, Institute of American Indian and Alaska Native Culture and Arts Development Fund Resources:										
Undisbursed Funds	2020-2021		373	2900	000	-----	10,536,000.00	-----	10,536,000.00	-----
Institute of Museum and Library Services										
General Fund Accounts										
Office of Museum and Library Services: Grants and Administration, Institute of Museum and Library Services Fund Resources:										
Undisbursed Funds	2020-2021		474	0301	000	-----	50,000,000.00	-----	6,124,095.86	-----
	2020					-----	252,000,000.00	-----	33,184,108.85	-----
	2019					206,287,345.75	-----	-----	136,067,141.08	-----
	2018					65,679,570.17	-----	-----	38,051,986.67	-----
	2017					23,305,443.57	-----	-----	13,593,155.00	-----
	2016					9,266,283.90	-----	-----	5,198,301.11	-----
	2015					3,022,644.80	-----	-----	1,124,424.98	1,898,219.82
	No Year					1,417,103.39	-----	-----	74,735.55	-----
	Subtotal		474	0301	000	308,978,391.58	302,000,000.00	-----	233,417,949.10	1,898,219.82
Trust Fund Accounts										
Gifts and Donations, Institute of Museum and Library Services Fund Resources:										
Undisbursed Funds	No Year		474	8080	000	75,271.64	1,600,172.77	-----	701,727.00	-----
Deductions for Offsetting Receipts										
Proprietary Receipts from the Public						-----	-1,602,137.94	-----	-1,602,137.94	-----
Total, Institute of Museum and Library Services						309,053,663.22	301,998,034.83	-----	232,517,538.16	1,898,219.82
Intelligence Community Management Account										
General Fund Accounts										
Expenses, Intelligence Community Management Account Fund Resources:										
Undisbursed Funds	2020		467	0401	000	-----	533,000,000.00	-----	387,474,635.27	-----
	2019					116,718,111.90	-----	-----	102,389,645.84	-----
	2018					58,042,755.01	-----	-----	9,753,546.37	-----
	2017					33,684,327.14	-----	-----	3,932,314.78	-----
	2016					42,807,452.49	-----	-----	4,551,717.67	-----
	2015					34,135,450.10	-----	-----	3,161,128.85	30,974,321.25
Total, Intelligence Community Management Account						285,388,096.64	533,000,000.00	-----	511,262,988.78	30,974,321.25

Footnotes at End of Chapter

Appropriations, Outlays, and Balances - Continued

Appropriation or Fund Account Title	Account Symbol				Balances, Beginning of Fiscal Year	Appropriations and Other Obligational Authority ¹	Transfers Borrowings and Investment (Net) ²	Outlays (Net)	Balances Withdrawn and Other Transactions ³	Balances, End of Fiscal Year	
	Period of Availability	ATA	AID	MAIN SUB							
International Trade Commission											
General Fund Accounts											
Salaries and Expenses, International Trade Commission Fund Resources:											
Undisbursed Funds	No Year		034	0100	000	24,738,032.97	99,400,000.00	-----	103,796,097.08	-----	20,341,935.89
Deductions for Offsetting Receipts											
Proprietary Receipts from the Public						-----	-916.40	-----	-916.40	-----	-----
Total, International Trade Commission						24,738,032.97	99,399,083.60	-----	103,795,180.68	-----	20,341,935.89
James Madison Memorial Fellowship Foundation											
Trust Fund Accounts											
James Madison Memorial Fellowship Foundation Trust Fund Fund Resources:											
Undisbursed Funds	No Year		381	8282	000	2,777,410.06	2,154,465.88	-----	1,814,383.40	-----	3,117,492.54
Unrealized Discount on Investments						-894,183.00	-----	-----	-----	-----	-894,183.00
Investments in US Treasury Securities						37,341,082.21	-----	-----	-----	-----	37,341,082.21
Subtotal			381	8282	000	39,224,309.27	2,154,465.88	-----	1,814,383.40	-----	39,564,391.75
Deductions for Offsetting Receipts											
Proprietary Receipts from the Public						-----	-1,178.95	-----	-1,178.95	-----	-----
Total, James Madison Memorial Fellowship Foundation						39,224,309.27	2,153,286.93	-----	1,813,204.45	-----	39,564,391.75
Japan-United States Friendship Commission											
Trust Fund Accounts											
Japan-United States Friendship Trust Fund, Japan-United States Friendship Commission Fund Resources:											
Undisbursed Funds	No Year		382	8025	000	1,001,921.14	1,951,059.82	2,961,000.00	2,038,902.48	-----	3,875,078.48
Unrealized Discount on Investments						-38,450.00	-----	-----	-----	-----	-38,450.00
Investments in US Treasury Securities						35,486,735.47	-----	-2,961,000.00	-----	-----	32,525,735.47
Total, Japan-United States Friendship Commission						36,450,206.61	1,951,059.82	-----	2,038,902.48	-----	36,362,363.95
Legal Services Corporation											
General Fund Accounts											
Payment to the Legal Services Corporation, Legal Services Corporation, Treasury Fund Resources:											
Undisbursed Funds	2020		020	0501	000	-----	490,000,000.00	-----	490,000,000.00	-----	-----
Marine Mammal Commission											
General Fund Accounts											
Salaries and Expenses, Marine Mammal Commission Fund Resources:											
Undisbursed Funds	2020		387	2200	000	-----	3,616,000.00	-----	2,749,539.02	-----	866,460.98
	2019					715,925.64	-----	-----	640,238.28	-----	75,687.36
	2018					245,174.07	-----	-----	12,084.36	-----	233,089.71

Footnotes at End of Chapter

Appropriations, Outlays, and Balances - Continued

Appropriation or Fund Account Title	Account Symbol				Balances, Beginning of Fiscal Year	Appropriations and Other Obligational Authority ¹	Transfers Borrowings and Investment (Net) ²	Outlays (Net)	Balances Withdrawn and Other Transactions ³	Balances, End of Fiscal Year	
	Period of Availability	ATA	AID	MAIN							SUB
	2017				147,230.72	-----	-----	8,500.00	-----	138,730.72	
	2016				164,024.99	-----	-----	3,839.00	-----	160,185.99	
	2015				47,025.16	-----	-----	7,402.00	39,623.16	-----	
Total, Marine Mammal Commission					1,319,380.58	3,616,000.00	-----	3,421,602.66	39,623.16	1,474,154.76	
Merit Systems Protection Board											
General Fund Accounts											
Salaries and Expenses, Merit Systems Protection Board											
Fund Resources:											
Undisbursed Funds	2020-2021		389	0100	000	-----	44,490,000.00	-----	33,761,675.08	-----	10,728,324.92
	2019-2020					9,129,511.43	-----	8,025,880.70	-----	1,103,630.73	
	2018-2019					2,081,195.37	-----	587,697.87	-----	1,493,497.50	
	2018					-----	-----	-218.65	-----	218.65	
	2017-2018					567,368.05	-----	3,784.00	-----	563,584.05	
	2016-2017					939,137.42	-----	71,484.82	-----	867,652.60	
	2015-2016					816,130.47	-----	14,301.85	-----	801,828.62	
	2014-2015					994,710.99	-----	-70,949.82	1,065,660.81	-----	
Subtotal			389	0100	000	14,528,053.73	44,490,000.00	-----	42,393,655.85	1,065,660.81	15,558,737.07
Deductions for Offsetting Receipts											
Proprietary Receipts from the Public						-----	-1,200.00	-----	-1,200.00	-----	-----
Total, Merit Systems Protection Board						14,528,053.73	44,488,800.00	-----	42,392,455.85	1,065,660.81	15,558,737.07
Military Compensation and Retirement Modernization Commission											
General Fund Accounts											
Military Compensation and Retirement Modernization Commission											
Fund Resources:											
Undisbursed Funds	No Year		479	2994	000	3,547,585.28	-----	-----	2,220,508.72	-----	1,327,076.56
Morris K. Udall and Stewart L. Udall Foundation											
General Fund Accounts											
Federal Payment to Morris K. Udall Scholarship and Excellence in											
National Environmental Policy Foundation											
Fund Resources:											
Undisbursed Funds	No Year		487	0900	000	-----	1,800,000.00	-----	1,800,000.00	-----	-----
Environmental Dispute Resolution Fund, Morris K. Udall and Stewart L.											
Udall Foundation											
Fund Resources:											
Undisbursed Funds	No Year		487	0925	000	4,320,612.13	3,200,000.00	-----	2,509,950.37	-----	5,010,661.76
Unrealized Discount on Investments						-2,843.75	-----	-----	-----	-----	-2,843.75
Investments in US Treasury Securities						5,400,000.00	-----	-----	-----	-----	5,400,000.00
Subtotal			487	0925	000	9,717,768.38	3,200,000.00	-----	2,509,950.37	-----	10,407,818.01
Trust Fund Accounts											
Morris K. Udall and Stewart L. Udall Trust Fund, Morris K. Udall and											

Footnotes at End of Chapter

Appropriations, Outlays, and Balances - Continued

Appropriation or Fund Account	Account Symbol				Balances, Beginning of Fiscal Year	Appropriations and Other Obligational Authority ¹	Transfers Borrowings and Investment (Net) ²	Outlays (Net)	Balances Withdrawn and Other Transactions ³	Balances, End of Fiscal Year	
Title	Period of Availability	ATA	AID	MAIN							SUB
Stewart L. Udall Foundation Fund Resources:											
Undisbursed Funds	No Year		487	8615	000	2,950,474.20	3,721,331.73	-----	2,567,532.92	-----	4,104,273.01
Unrealized Discount on Investments						-31,532.32	-----	-----	-----	-----	-31,532.32
Investments in US Treasury Securities						49,477,955.55	-----	-----	-----	-----	49,477,955.55
Subtotal			487	8615	000	52,396,897.43	3,721,331.73	-----	2,567,532.92	-----	53,550,696.24
Deductions for Offsetting Receipts											
Intrabudgetary Receipts Deducted by Agency						-----	-1,800,000.00	-----	-1,800,000.00	-----	-----
Total, Morris K. Udall and Stewart L. Udall Foundation						62,114,665.81	6,921,331.73	-----	5,077,483.29	-----	63,958,514.25
National Archives and Records Administration											
General Fund Accounts											
Operating Expenses, National Archives and Records Administration Fund Resources:											
Undisbursed Funds	2020-2021		088	0300	000	-----	8,100,000.00	-----	1,511,843.97	-----	6,588,156.03
	2020					-----	335,000,000.00	-----	284,029,507.04	-----	50,970,492.96
	2019					74,357,993.33	-----	-----	65,900,079.09	-----	8,457,914.24
	2018					9,986,305.92	-----	-----	5,886,406.48	-----	4,099,899.44
	2017-2018					227,852.49	-----	-----	19,668.86	-----	208,183.63
	2017					3,823,464.49	-----	-----	135,315.22	-----	3,688,149.27
	2016					4,284,043.44	-----	-----	-186,558.09	-----	4,470,601.53
	2015					7,247,025.09	-----	-----	2,038,040.27	5,208,984.82	-----
	No Year					9,107,406.89	24,000,000.00	-----	28,877.10	-----	33,078,529.79
Subtotal			088	0300	000	109,034,091.65	367,100,000.00	-----	359,363,179.94	5,208,984.82	111,561,926.89
National Historical Publications and Records Commission, National Archives and Records Administration Fund Resources:											
Undisbursed Funds	No Year		088	0301	000	11,279,152.64	6,500,000.00	-----	5,742,969.85	-----	12,036,182.79
Repairs and Restoration, National Archives and Records Administration Fund Resources:											
Undisbursed Funds	No Year		088	0302	000	6,951,818.14	7,500,000.00	-----	4,935,578.69	-----	9,516,239.45
Office of Inspector General, National Archives and Records Administration Fund Resources:											
Undisbursed Funds	2020		088	0305	000	-----	4,823,000.00	-----	4,289,249.34	-----	533,750.66
	2019					1,171,853.25	-----	-----	642,858.64	-----	528,994.61
	2018					607,877.51	-----	-----	70,459.90	-----	537,417.61
	2017					603,824.05	-----	-----	-----	-----	603,824.05
	2016					277,248.75	-----	-----	-----	-----	277,248.75
	2015					789,151.76	-----	-----	-----	789,151.76	-----
Subtotal			088	0305	000	3,449,955.32	4,823,000.00	-----	5,002,567.88	789,151.76	2,481,235.68
Intragovernmental Funds											
Records Center Revolving Fund, National Archives and Records											

Footnotes at End of Chapter

Appropriations, Outlays, and Balances - Continued

Appropriation or Fund Account Title	Account Symbol				Balances, Beginning of Fiscal Year	Appropriations and Other Obligational Authority ¹	Transfers Borrowings and Investment (Net) ²	Outlays (Net)	Balances Withdrawn and Other Transactions ³	Balances, End of Fiscal Year	
	Period of Availability	ATA	AID	MAIN							SUB
Administration Fund Resources: Undisbursed Funds	No Year		088	4578	000	50,324,005.50	-----	-----	40,008,044.13	-----	10,315,961.37
Trust Fund Accounts											
National Archives Gift Fund, National Archives and Records Administration Fund Resources: Undisbursed Funds	No Year		088	8127	000	100,000.00	3,270,441.16	756,672.30	4,027,113.46	-----	100,000.00
Investments in US Treasury Securities						5,678,079.22	-----	-756,672.30	-----	-----	4,921,406.92
Subtotal			088	8127	000	5,778,079.22	3,270,441.16	-----	4,027,113.46	-----	5,021,406.92
National Archives Trust Fund, National Archives and Records Administration Fund Resources: Undisbursed Funds	No Year		088	8436	000	575,648.88	-----	328,995.28	401,051.56	-----	503,592.60
Investments in US Treasury Securities						6,753,305.63	-----	-330,495.28	-----	-----	6,422,810.35
Funds Held Outside the Treasury						34,790.00	-----	1,500.00	-----	-----	36,290.00
Subtotal			088	8436	000	7,363,744.51	-----	-----	401,051.56	-----	6,962,692.95
Deductions for Offsetting Receipts											
Proprietary Receipts from the Public						-----	-3,438,760.40	-----	-3,438,760.40	-----	-----
Total, National Archives and Records Administration						194,180,846.98	385,754,680.76	-----	416,041,745.11	5,998,136.58	157,895,646.05
National Capital Planning Commission											
General Fund Accounts											
Salaries and Expenses, National Capital Planning Commission Fund Resources: Undisbursed Funds	2020		394	2500	000	-----	8,124,000.00	-----	7,051,113.67	-----	1,072,886.33
	2019					1,364,286.51	-----	-----	895,804.03	-----	468,482.48
	2018					374,622.31	-----	-----	18,654.82	-----	355,967.49
	2017					343,493.19	-----	-----	176,341.45	-----	167,151.74
	2016					141,061.56	-----	-----	-----	-----	141,061.56
	2015					108,179.68	-----	-----	9,962.02	98,217.66	-----
	No Year					9,476.51	-----	-----	-----	-----	9,476.51
Total, National Capital Planning Commission						2,341,119.76	8,124,000.00	-----	8,151,875.99	98,217.66	2,215,026.11
National Council on Disability											
General Fund Accounts											
Salaries and Expenses, National Council on Disability Fund Resources: Undisbursed Funds	2020		413	3500	000	-----	3,350,000.00	-----	2,777,623.17	-----	572,376.83
	2019					251,551.53	-----	-----	214,108.09	-----	37,443.44
	2018					30,321.57	-----	-----	13,376.88	-----	16,944.69
	2017					93,397.23	-----	-----	-----	-----	93,397.23
	2016					24,605.99	-----	-----	-----	-----	24,605.99
	2015					261,282.13	-----	-----	850.00	260,432.13	-----
	No Year					135.53	-----	-----	-----	-----	135.53

Footnotes at End of Chapter

Appropriations, Outlays, and Balances - Continued

Appropriation or Fund Account Title	Account Symbol				Balances, Beginning of Fiscal Year	Appropriations and Other Obligational Authority ¹	Transfers Borrowings and Investment (Net) ²	Outlays (Net)	Balances Withdrawn and Other Transactions ³	Balances, End of Fiscal Year
	Period of Availability	ATA	AID	MAIN						
Total, National Council on Disability					661,293.98	3,350,000.00	-----	3,005,958.14	260,432.13	744,903.71
National Credit Union Administration										
Public Enterprise Funds										
Operating Fund, National Credit Union Administration										
Fund Resources:										
Undisbursed Funds	No Year		025	4056	000	9,997,528.93	-----	-20,033,000.00	-20,060,416.80	10,024,945.73
Investments in US Treasury Securities						119,937,000.00	-----	20,033,000.00	-----	139,970,000.00
	Subtotal		025	4056	000	129,934,528.93	-----	-20,060,416.80	-----	149,994,945.73
National Credit Union Share Insurance Fund, National Credit Union Administration										
Fund Resources:										
Undisbursed Funds	No Year		025	4468	000	12,000,865.85	-----	-1,355,019,473.16	-1,329,883,049.05	⁴ -13,135,558.26
Unrealized Discount on Investments						-75,640,625.00	-----	21,343,750.00	-----	-54,296,875.00
Investments in US Treasury Securities						15,275,843,000.00	-----	1,333,675,723.16	-----	16,609,518,723.16
	Subtotal		025	4468	000	15,212,203,240.85	-----	-1,329,883,049.05	-----	16,542,086,289.90
Central Liquidity Facility, National Credit Union Administration										
Fund Resources:										
Undisbursed Funds	No Year		025	4470	000	1,000,000.00	-----	-701,419,871.27	-701,419,871.27	1,000,000.00
Unrealized Discount on Investments						-2,826,242.55	-----	-374,493.24	-----	-3,200,735.79
Investments in US Treasury Securities						331,656,846.05	-----	701,794,364.51	-----	1,033,451,210.56
	Subtotal		025	4470	000	329,830,603.50	-----	-701,419,871.27	-----	1,031,250,474.77
Community Development Revolving Loan Fund, National Credit Union Administration										
Fund Resources:										
Undisbursed Funds	2020-2021		025	4472	000	-----	1,500,000.00	-----	39,966.55	1,460,033.45
	2019-2020					2,000,000.00	-----	-----	244,222.68	1,755,777.32
	2018-2019					1,648,409.13	-----	-----	1,108,415.66	539,993.47
	2017-2018					630,588.70	-----	-----	156,801.14	473,787.56
	2016-2017					126,056.40	-----	-----	14,832.19	111,224.21
	2015-2016					107,803.51	-----	-----	-----	107,803.51
	2014-2015					42,537.51	-----	-----	42,537.51	-----
	No Year					500,034.95	-----	978,000.00	977,164.73	500,870.22
Investments in US Treasury Securities						8,756,000.00	-----	-978,000.00	-----	7,778,000.00
	Subtotal		025	4472	000	13,811,430.20	1,500,000.00	-----	2,541,402.95	42,537.51
Deductions for Offsetting Receipts										
Proprietary Receipts from the Public						-----	-8.60	-----	-8.60	-----
Total, National Credit Union Administration						15,685,779,803.48	1,499,991.40	-----	-2,048,821,942.77	42,537.51
National Endowment for the Arts										
General Fund Accounts										
Grants and Administration, National Endowment for the Arts, National Foundation on the Arts and Humanities										
Fund Resources:										
Undisbursed Funds	2020-2021		417	0100	000	-----	75,000,000.00	-----	23,242,727.04	51,757,272.96
	No Year					158,229,749.01	162,250,000.00	-----	154,914,688.99	165,565,060.02

Footnotes at End of Chapter

Appropriations, Outlays, and Balances - Continued

Appropriation or Fund Account Title	Account Symbol				Balances, Beginning of Fiscal Year	Appropriations and Other Obligational Authority ¹	Transfers Borrowings and Investment (Net) ²	Outlays (Net)	Balances Withdrawn and Other Transactions ³	Balances, End of Fiscal Year	
	Period of Availability	ATA	AID	MAIN							SUB
Subtotal			417	0100	000	158,229,749.01	237,250,000.00	-----	178,157,416.03	-----	217,322,332.98
Arts and Artifacts Indemnity Fund, National Endowment for the Arts Fund Resources:											
Undisbursed Funds	No Year		417	0101	000	280,484.00	-----	-----	-----	-----	280,484.00
Trust Fund Accounts											
Gifts and Donations, National Endowment for the Arts Fund Resources:											
Undisbursed Funds	No Year		417	8040	000	2,651,201.76	604,987.96	-----	355,305.89	-----	2,900,883.83
Deductions for Offsetting Receipts											
Proprietary Receipts from the Public						-----	-604,987.96	-----	-604,987.96	-----	-----
Intrabudgetary Receipts Deducted by Agency						-----	-4,000.00	-----	-4,000.00	-----	-----
Total, Offsetting Receipts						- 0 -	-608,987.96	-----	-608,987.96	-----	- 0 -
Total, National Endowment for the Arts						161,161,434.77	237,246,000.00	-----	177,903,733.96	-----	220,503,700.81
National Endowment for the Humanities											
General Fund Accounts											
Grants and Administration, National Endowment for the Humanities, National Foundation on the Arts and Humanities Fund Resources:											
Undisbursed Funds	2020-2021		418	0200	000	-----	75,000,000.00	-----	26,301,103.72	-----	48,698,896.28
	No Year					175,780,605.02	162,250,000.00	-----	133,017,645.33	-----	205,012,959.69
	Subtotal		418	0200	000	175,780,605.02	237,250,000.00	-----	159,318,749.05	-----	253,711,855.97
Trust Fund Accounts											
Gifts and Donations, National Endowment for the Humanities Fund Resources:											
Undisbursed Funds	No Year		418	8050	000	1,217,666.40	153,183.27	-----	366,407.37	-----	1,004,442.30
Deductions for Offsetting Receipts											
Proprietary Receipts from the Public						-----	-329,397.05	-----	-329,397.05	-----	-----
Total, National Endowment for the Humanities						176,998,271.42	237,073,786.22	-----	159,355,759.37	-----	254,716,298.27
National Labor Relations Board											
General Fund Accounts											
Salaries and Expenses, National Labor Relations Board Fund Resources:											
Undisbursed Funds	2020		420	0100	000	-----	274,224,000.00	-----	236,122,800.22	-----	38,101,199.78
	2019					41,458,114.77	-----	-----	33,463,458.52	-----	7,994,656.25
	2018					6,125,573.98	-----	-----	2,182,037.73	-----	3,943,536.25
	2017					1,535,776.83	-----	-----	124,777.26	-----	1,410,999.57
	2016					1,697,577.40	-----	-----	82,206.50	-----	1,615,370.90
	2015					1,156,023.18	-----	-----	-24,425.23	1,180,448.41	-----
	Subtotal		420	0100	000	51,973,066.16	274,224,000.00	-----	271,950,855.00	1,180,448.41	53,065,762.75
Deductions for Offsetting Receipts											
Proprietary Receipts from the Public						-----	-52,078.87	-----	-52,078.87	-----	-----

Footnotes at End of Chapter

Appropriations, Outlays, and Balances - Continued

Appropriation or Fund Account Title	Account Symbol				Balances, Beginning of Fiscal Year	Appropriations and Other Obligational Authority ¹	Transfers Borrowings and Investment (Net) ²	Outlays (Net)	Balances Withdrawn and Other Transactions ³	Balances, End of Fiscal Year	
	Period of Availability	ATA	AID	MAIN							SUB
Total, National Labor Relations Board					51,973,066.16	274,171,921.13	-----	271,898,776.13	1,180,448.41	53,065,762.75	
National Mediation Board											
General Fund Accounts											
Salaries and Expenses, National Mediation Board											
Fund Resources:											
Undisbursed Funds	2020		421	2400	000	-----	14,050,000.00	-----	10,229,875.84	-----	3,820,124.16
	2019					4,037,760.57	-----	-----	2,259,587.73	-----	1,778,172.84
	2018					2,784,285.95	-----	-----	11,500.20	-----	2,772,785.75
	2017					1,771,622.49	-----	-----	68,985.68	-----	1,702,636.81
	2016					979,934.82	-----	-----	-----	-----	979,934.82
	2015					825,458.03	-----	-----	2,369.00	823,089.03	-----
Total, National Mediation Board						10,399,061.86	14,050,000.00	-----	12,572,318.45	823,089.03	11,053,654.38
National Railroad Passenger Corporation Office of Inspector General											
General Fund Accounts											
Salaries and Expenses, Office of Inspector General, National Railroad											
Passenger Corporation											
Fund Resources:											
Undisbursed Funds	2020		575	2996	000	-----	24,274,000.00	-----	19,524,637.94	-----	4,749,362.06
	2019					3,362,683.92	-----	-----	2,793,187.63	-----	569,496.29
	2018					1,185,090.79	-----	-----	307,404.10	-----	877,686.69
	2017					2,198,369.72	-----	-----	-----	-----	2,198,369.72
	2016					4,372,901.18	-----	-----	-----	-----	4,372,901.18
	2015					1,882,624.69	-----	-----	-----	1,882,624.69	-----
Total, National Railroad Passenger Corporation Office of Inspector General						13,001,670.30	24,274,000.00	-----	22,625,229.67	1,882,624.69	12,767,815.94
National Transportation Safety Board											
General Fund Accounts											
Salaries and Expenses, National Transportation Safety Board											
Fund Resources:											
Undisbursed Funds	2020		424	0310	000	-----	110,400,000.00	-----	93,327,227.81	-----	17,072,772.19
	2019					18,932,395.53	-----	-----	15,270,706.22	-----	3,661,689.31
	2018					5,657,254.65	-----	-----	2,241,513.33	-----	3,415,741.32
	2017					1,730,302.73	-----	-----	196,505.51	-----	1,533,797.22
	2016					1,458,640.94	-----	-----	477.24	-----	1,458,163.70
	2015					2,240,315.13	-----	-----	988.91	2,239,326.22	-----
	No Year					9,390,664.75	-----	-----	-455,231.78	-----	9,845,896.53
	Subtotal		424	0310	000	39,409,573.73	110,400,000.00	-----	110,582,187.24	2,239,326.22	36,988,060.27
Emergency Fund, National Transportation Safety Board											
Fund Resources:											
Undisbursed Funds	No Year		424	0311	000	1,997,884.00	-----	-----	-----	-----	1,997,884.00
Deductions for Offsetting Receipts											
Proprietary Receipts from the Public						-----	-4,423.12	-----	-4,423.12	-----	-----

Footnotes at End of Chapter

Appropriations, Outlays, and Balances - Continued

Appropriation or Fund Account Title	Account Symbol				Balances, Beginning of Fiscal Year	Appropriations and Other Obligational Authority ¹	Transfers Borrowings and Investment (Net) ²	Outlays (Net)	Balances Withdrawn and Other Transactions ³	Balances, End of Fiscal Year
	Period of Availability	ATA	AID	MAIN						
Total, National Transportation Safety Board					41,407,457.73	110,395,576.88	-----	110,577,764.12	2,239,326.22	38,985,944.27
Neighborhood Reinvestment Corporation										
General Fund Accounts										
Payment to Neighborhood Reinvestment Corporation, Neighborhood Reinvestment Corporation Fund Resources:										
Undisbursed Funds	2020-2023		428	1350	000	-----	1,000,000.00	-----	1,000,000.00	-----
	2020					-----	157,500,000.00	-----	157,500,000.00	-----
Total, Neighborhood Reinvestment Corporation						-----	158,500,000.00	-----	158,500,000.00	-----
Northern Border Regional Commission										
General Fund Accounts										
Northern Border Regional Commission Fund Resources:										
Undisbursed Funds	No Year		573	3742	000	43,627,350.62	25,000,000.00	-----	4,939,057.15	-----
Nuclear Regulatory Commission										
General Fund Accounts										
Salaries and Expenses, Nuclear Regulatory Commission Fund Resources:										
Undisbursed Funds	2020-2021		031	0200	000	-----	12,800,000.00	-----	5,434,401.00	-----
	2019-2020					4,705,626.24	-----	-2,256,000.00	2,430,111.33	-----
	2018-2019					28,684.37	-----	-----	3,822.39	-----
	2017-2018					35,368.97	-----	-----	979.94	-----
	2016-2017					32,246.71	-----	-----	-----	32,246.71
	2015-2016					13,375.50	-----	-----	-----	13,375.50
	2014-2015					68,527.44	-----	-----	68,527.44	-----
	No Year					401,016,748.13	832,736,000.00	2,256,000.00	859,753,126.85	-----
	Subtotal		031	0200	000	405,900,577.36	845,536,000.00	-----	867,622,441.51	68,527.44
Office of Inspector General, Nuclear Regulatory Commission Fund Resources:										
Undisbursed Funds	2020-2021		031	0300	000	-----	13,314,000.00	-----	10,353,187.91	-----
	2019-2020					2,284,675.67	-----	-----	1,731,609.19	-----
	2018-2019					570,588.21	-----	-----	122,372.67	-----
	2017-2018					595,522.20	-----	-----	1,623.42	-----
	2016-2017					896,226.37	-----	-----	26,802.81	-----
	2015-2016					166,988.85	-----	-----	-----	166,988.85
	2014-2015					369,032.43	-----	-----	369,032.43	-----
	No Year					1,086,998.53	-----	-----	24,500.00	-----
	Subtotal		031	0300	000	5,970,032.26	13,314,000.00	-----	12,260,096.00	369,032.43
Special Fund Accounts										
Nuclear Facilities Fees Fund, Nuclear Regulatory Commission Fund Resources:										
Undisbursed Funds	No Year		031	5280	000	-----	330,475.00	-----	-----	330,475.00

Footnotes at End of Chapter

Appropriations, Outlays, and Balances - Continued

Appropriation or Fund Account Title	Account Symbol				Balances, Beginning of Fiscal Year	Appropriations and Other Obligational Authority ¹	Transfers Borrowings and Investment (Net) ²	Outlays (Net)	Balances Withdrawn and Other Transactions ³	Balances, End of Fiscal Year	
	Period of Availability	ATA	AID	MAIN							SUB
Deductions for Offsetting Receipts											
Proprietary Receipts from the Public					-----	-160,719.26	-----	-160,719.26	-----	-----	
Offsetting Governmental Receipts					-----	-704,328,564.83	-----	-704,328,564.83	-----	-----	
Total, Offsetting Receipts					- 0 -	-704,489,284.09	-----	-704,489,284.09	-----	- 0 -	
Total, Nuclear Regulatory Commission					411,870,609.62	154,691,190.91	-----	175,393,253.42	437,559.87	390,730,987.24	
Nuclear Waste Technical Review Board											
General Fund Accounts											
Salaries and Expenses, Nuclear Waste Technical Review Board Fund Resources:											
Undisbursed Funds	2020-2021		431	0500	000	-----	3,600,000.00	-----	2,172,911.03	-----	1,427,088.97
	2019-2020					1,392,347.56	-----	-----	1,169,132.10	-----	223,215.46
	2018-2019					119,530.16	-----	-----	103,305.99	-----	16,224.17
	2017-2018					51,170.04	-----	-----	14,467.01	-----	36,703.03
	2016-2017					492.98	-----	-----	492.98	-----	-----
	2014-2015					72,324.11	-----	-----	72,324.11	-----	-----
	No Year					611,842.39	-----	-----	-----	-----	611,842.39
Total, Nuclear Waste Technical Review Board						2,247,707.24	3,600,000.00	-----	3,460,309.11	72,324.11	2,315,074.02
Occupational Safety and Health Review Commission											
General Fund Accounts											
Salaries and Expenses, Occupational Safety and Health Review Commission Fund Resources:											
Undisbursed Funds	2020		432	2100	000	-----	13,225,000.00	-----	10,283,312.35	-----	2,941,687.65
	2019					3,068,483.74	-----	-----	2,354,841.86	-----	713,641.88
	2018					546,115.04	-----	-----	165,999.98	-----	380,115.06
	2017					448,834.94	-----	-----	1,447.36	-----	447,387.58
	2016					315,012.80	-----	-----	-----	-----	315,012.80
	2015					276,107.79	-----	-----	276,107.79	-----	-----
	Subtotal		432	2100	000	4,654,554.31	13,225,000.00	-----	12,805,601.55	276,107.79	4,797,844.97
Deductions for Offsetting Receipts											
Proprietary Receipts from the Public						-----	-201.50	-----	-201.50	-----	-----
Total, Occupational Safety and Health Review Commission						4,654,554.31	13,224,798.50	-----	12,805,400.05	276,107.79	4,797,844.97
Office of Government Ethics											
General Fund Accounts											
Salaries and Expenses, Office of Government Ethics Fund Resources:											
Undisbursed Funds	2020		434	1100	000	-----	17,500,000.00	-----	13,948,321.05	-----	3,551,678.95
	2019-2020					-----	-----	33,434.00	-----	-----	33,434.00
	2019					3,842,260.91	-----	-33,434.00	3,779,420.99	-----	29,405.92
	2018-2019					50,000.00	-----	-----	50,000.00	-----	-----
	2018					121,701.51	-----	-----	109,322.20	-----	12,379.31

Footnotes at End of Chapter

Appropriations, Outlays, and Balances - Continued

Appropriation or Fund Account Title	Account Symbol				Balances, Beginning of Fiscal Year	Appropriations and Other Obligational Authority ¹	Transfers Borrowings and Investment (Net) ²	Outlays (Net)	Balances Withdrawn and Other Transactions ³	Balances, End of Fiscal Year	
	Period of Availability	ATA	AID	MAIN							SUB
	2017				62,213.82	-----	-----	-----	-----	62,213.82	
	2016				29,320.60	-----	-----	-----	-----	29,320.60	
	2015				15,104.04	-----	-----	-----	15,104.04	-----	
Total, Office of Government Ethics					4,120,600.88	17,500,000.00	-----	17,887,064.24	15,104.04	3,718,432.60	
Office of Navajo and Hopi Indian Relocation											
General Fund Accounts											
Salaries and Expenses, Office of Navajo and Hopi Indian Relocation Fund Resources:											
Undisbursed Funds	No Year		435	1100	000	18,885,929.98	7,500,000.00	-----	4,927,003.42	-----	21,458,926.56
Office of Special Counsel											
General Fund Accounts											
Salaries and Expenses, Office of Special Counsel Fund Resources:											
Undisbursed Funds	2020		062	0100	000	-----	27,500,000.00	-----	24,544,843.24	-----	2,955,156.76
	2019-2020					-----	-----	231,397.00	231,397.00	-----	-----
	2019					2,606,421.81	-----	-231,397.00	2,029,288.65	-----	345,736.16
	2018					822,410.52	-----	-----	388,480.57	-----	433,929.95
	2017					281,801.96	-----	-----	-221.00	-----	282,022.96
	2016					182,842.27	-----	-----	-38,061.25	-----	220,903.52
	2015					200,983.11	-----	-----	7,000.00	193,983.11	-----
Total, Office of Special Counsel						4,094,459.67	27,500,000.00	-----	27,162,727.21	193,983.11	4,237,749.35
Office of the Federal Coordinator for Alaska Natural Gas Transportation Projects											
General Fund Accounts											
Office of the Federal Coordinator for Alaska Natural Gas Transportation Projects Fund Resources:											
Undisbursed Funds	2014-2015		534	2850	000	15,606.65	-----	-----	-----	15,606.65	-----
Other Commissions and Boards											
General Fund Accounts											
National Commission on Military, National, and Public Service Fund Resources:											
Undisbursed Funds	No Year		236	2978	000	14,071,448.09	-----	-----	3,692,093.97	-----	10,379,354.12
Salaries and Expenses, Women's Suffrage Centennial Commission Fund Resources:											
Undisbursed Funds	No Year		237	2979	000	3,529,985.99	1,000,000.00	-----	3,047,987.09	-----	1,481,998.90
Salaries and Expenses, Public Buildings Reform Board Fund Resources:											
Undisbursed Funds	No Year		290	2860	000	4,835,459.29	-----	-----	1,907,022.97	-----	2,928,436.32
Salaries and Expenses, Commission for the Preservation of America's Heritage Abroad Fund Resources:											
Undisbursed Funds	2020		321	3700	000	-----	675,000.00	-----	482,988.10	-----	192,011.90
	2019					159,009.42	-----	-----	64,334.58	-----	94,674.84

Footnotes at End of Chapter

Appropriations, Outlays, and Balances - Continued

Appropriation or Fund Account Title	Account Symbol				Balances, Beginning of Fiscal Year	Appropriations and Other Obligational Authority ¹	Transfers Borrowings and Investment (Net) ²	Outlays (Net)	Balances Withdrawn and Other Transactions ³	Balances, End of Fiscal Year	
	Period of Availability	ATA	AID	MAIN							SUB
	2018				44,922.94	-----	-----	34,879.26	-----	10,043.68	
	2017				14,042.25	-----	-----	122.30	-----	13,919.95	
	2016				42,770.81	-----	-----	-----	-----	42,770.81	
	2015				18,105.87	-----	-----	-----	18,105.87	-----	
	Subtotal		321	3700	000	278,851.29	675,000.00	-----	582,324.24	18,105.87	353,421.18
Salaries and Expenses, Commission for the Study of International Migration and Cooperative Economic Development Fund Resources:											
Undisbursed Funds	No Year		322	1400	000	-545.00	-----	-----	-----	-----	⁴ -545.00
Salaries and Expenses, Office of Nuclear Waste Negotiator Fund Resources:											
Undisbursed Funds	No Year		437	0700	000	-6,540.38	-----	-----	-----	-----	⁴ -6,540.38
Trust Fund Accounts											
Gifts and Donations, Federal Judicial Center, the Judiciary Fund Resources:											
Undisbursed Funds	No Year		010	8123	000	132,189.80	96,268.01	-----	96,268.01	-----	132,189.80
Gifts and Donations, Commission for the Preservation of America's Heritage Abroad Fund Resources:											
Undisbursed Funds	No Year		321	8268	000	155,583.71	62,407.00	-----	30,494.05	-----	187,496.66
Deductions for Offsetting Receipts											
Proprietary Receipts from the Public					-----	-160,556.56	-----	-160,556.56	-----	-----	
Total, Other Commissions and Boards					-----	22,996,432.79	1,673,118.45	-----	9,195,633.77	18,105.87	15,455,811.60
Patient-Centered Outcomes Research Trust Fund											
General Fund Accounts											
Payments to the Patient-Centered Outcomes Research Trust Fund Fund Resources:											
Undisbursed Funds	2020		579	1299	000	-----	275,500,000.00	-----	275,500,000.00	-----	-----
Trust Fund Accounts											
Patient-Centered Outcomes Research Trust Fund Fund Resources:											
Undisbursed Funds	2010-2029		579	8299	000	-----	542,073,351.75	9,038,023.52	551,111,375.27	-----	-----
	2010-2020					-----	107,415.77	36,057,333.13	36,164,748.90	-----	-----
	2010-2019					45,131,897.00	-----	-45,131,897.00	-----	-----	-----
Investments in US Treasury Securities	2010-2029					-----	-----	36,540.35	-----	-----	36,540.35
	Subtotal		579	8299	000	45,131,897.00	542,180,767.52	-----	587,276,124.17	-----	36,540.35
Deductions for Offsetting Receipts											
Intrabudgetary Receipts Deducted by Agency					-----	-275,500,000.00	-----	-275,500,000.00	-----	-----	
Total, Patient-Centered Outcomes Research Trust Fund					-----	45,131,897.00	542,180,767.52	-----	587,276,124.17	-----	36,540.35
Postal Service											
General Fund Accounts											

Footnotes at End of Chapter

Appropriations, Outlays, and Balances - Continued

Appropriation or Fund Account Title	Account Symbol				Balances, Beginning of Fiscal Year	Appropriations and Other Obligational Authority ¹	Transfers Borrowings and Investment (Net) ²	Outlays (Net)	Balances Withdrawn and Other Transactions ³	Balances, End of Fiscal Year
	Period of Availability	ATA	AID	MAIN						
Office of Inspector General of the United States Postal Service, Postal Service Fund Resources:										
Undisbursed Funds	2020		018	0100	000	-----	250,000,000.00	-----	250,000,000.00	-----
	2019					¹⁴ -----	-----	-----	-----	-----
	Subtotal		018	0100	000	- 0 -	250,000,000.00	-----	250,000,000.00	-----
Postal Regulatory Commission, Postal Service Fund Resources:										
Undisbursed Funds	2020		018	0200	000	-----	16,615,000.00	-----	16,615,000.00	-----
Payment to the Postal Service Fund Fund Resources:										
Undisbursed Funds	2020		018	1001	000	-----	56,711,000.00	-----	56,711,000.00	-----
Public Enterprise Funds										
Postal Service Fund Fund Resources:										
Undisbursed Funds	No Year		018	4020	002	^{14,15} -49,811,562.12	-266,733,673.50	¹⁶ -2,649,600,000.00	¹⁵ -2,669,853,704.25	¹⁷ -155,695,278.22
Investments in US Treasury Securities						9,340,900,000.00	-----	5,649,600,000.00	-----	^{4,15} -140,596,253.15
	Subtotal		018	4020	002	9,291,088,437.88	-266,733,673.50	3,000,000,000.00	-2,669,853,704.25	-155,695,278.22
Total, Postal Service						9,291,088,437.88	56,592,326.50	3,000,000,000.00	-2,346,527,704.25	-155,695,278.22
Presidio Trust										
Public Enterprise Funds										
Expenses, Presidio Trust Fund Resources:										
Undisbursed Funds	No Year		512	4331	000	7,016,685.73	-----	¹⁶ 14,959,962.00	11,477,739.25	-----
Investments in US Treasury Securities						161,100,000.00	-----	-7,856,000.00	-----	153,244,000.00
Authority to Borrow from the Treasury						-----	10,000,000.00	-10,000,000.00	-----	-----
Total, Presidio Trust						168,116,685.73	10,000,000.00	-2,896,038.00	11,477,739.25	-----
Privacy and Civil Liberties Oversight Board										
General Fund Accounts										
Salaries and Expenses, Privacy and Civil Liberties Oversight Board Fund Resources:										
Undisbursed Funds	2020-2021		535	2724	000	-----	8,200,000.00	-----	4,242,307.67	-----
	2019-2020					4,963,853.84	-----	-----	4,624,983.67	-----
	2018-2019					924,369.72	-----	-----	524,643.60	-----
	2017-2018					3,993,894.18	-----	-----	98,207.99	-----
	2016-2017					10,157,457.02	-----	-----	-----	-----
	2015-2016					1,983,807.42	-----	-----	-----	-----
	2014-2015					15,486.75	-----	-----	-----	-----
Total, Privacy and Civil Liberties Oversight Board						22,038,868.93	8,200,000.00	-----	9,490,142.93	15,486.75
Railroad Retirement Board										
General Fund Accounts										

Footnotes at End of Chapter

Appropriations, Outlays, and Balances - Continued

Appropriation or Fund Account Title	Account Symbol				Balances, Beginning of Fiscal Year	Appropriations and Other Obligational Authority ¹	Transfers Borrowings and Investment (Net) ²	Outlays (Net)	Balances Withdrawn and Other Transactions ³	Balances, End of Fiscal Year	
	Period of Availability	ATA	AID	MAIN							SUB
Dual Benefits Payments Account, Railroad Retirement Board											
Fund Resources:											
Undisbursed Funds	2020		060	0111	000	----- 16,000,000.00	-----	13,967,013.47	-----	2,032,986.53	
	2019					1,852,759.31	-----	174,885.29	-----	1,677,874.02	
	2018					1,758,004.31	-----	-----	-----	1,758,004.31	
	2017					1,169,749.63	-----	-----	-----	1,169,749.63	
	2016					1,264,223.90	-----	-----	-----	1,264,223.90	
	2015					1,798,504.26	-----	-----	1,798,504.26	-----	
	Subtotal		060	0111	000	7,843,241.41	-----	14,141,898.76	1,798,504.26	7,902,838.39	
Federal Payments to the Railroad Retirement Accounts, Railroad Retirement Board											
Fund Resources:											
Undisbursed Funds	2020-2021		060	0113	000	----- 150,000.00	-----	-----	-----	150,000.00	
	2019-2020					150,000.00	-----	8,864.68	-----	141,135.32	
	2018-2019					141,685.00	-----	1,001.60	-----	140,683.40	
	2017-2018					143,999.63	-----	-----	-----	143,999.63	
	2016-2017					140,049.91	-----	-----	-----	140,049.91	
	2015-2016					142,033.43	-----	-----	-----	142,033.43	
	2014-2015					126,747.31	-----	-----	126,747.31	-----	
	No Year					----- 691,723,005.50	-----	691,723,005.50	-----	-----	
	Subtotal		060	0113	000	844,515.28	-----	691,732,871.78	126,747.31	857,901.69	
Railroad Unemployment Insurance Extended Benefit Payments - Recovery Act, Railroad Retirement Board											
Fund Resources:											
Undisbursed Funds	No Year		060	0114	000	9,504,647.95	-----	-12,685.62	-----	9,517,333.57	
Railroad Unemployment Insurance Extended Benefits Payments, Railroad Retirement Board											
Fund Resources:											
Undisbursed Funds	No Year		060	0117	000	133,285,987.64	-----	12,659,264.59	-----	120,626,723.05	
Payment to Limitation on Administration, Railroad Retirement Board											
Fund Resources:											
Undisbursed Funds	2020-2021		060	0121	000	----- 5,000,000.00	-----	5,000,000.00	-----	-----	
Railroad Unemployment Insurance Enhanced Benefit Payments, Railroad Retirement Board											
Fund Resources:											
Undisbursed Funds	No Year		060	0122	000	----- 425,000,000.00	-----	134,767,509.91	-----	290,232,490.09	
Railroad Unemployment Insurance Waiver of 7 Day Period, Railroad Retirement Board											
Fund Resources:											
Undisbursed Funds	2020-2021		060	0123	000	----- 50,000,000.00	-----	5,307,494.81	-----	44,692,505.19	
Trust Fund Accounts											
Social Security Equivalent Benefit Account, Railroad Retirement Board											
Fund Resources:											
Undisbursed Funds	No Year		060	8010	000	37,109,437.82	¹⁹ 7,085,956,142.07	²⁰ 598,649,728.51	¹⁹ 7,691,855,802.82	-----	29,859,505.58
Investments in US Treasury Securities						1,091,977,000.00	-----	-147,941,000.00	-----	-----	944,036,000.00
Authority to Borrow from the Treasury						29,029,479.94	4,752,400,000.00	-4,787,300,000.00	-----	-----	-5,870,520.06

Footnotes at End of Chapter

Appropriations, Outlays, and Balances - Continued

Appropriation or Fund Account Title	Account Symbol				Balances, Beginning of Fiscal Year	Appropriations and Other Obligational Authority ¹	Transfers Borrowings and Investment (Net) ²	Outlays (Net)	Balances Withdrawn and Other Transactions ³	Balances, End of Fiscal Year
	Period of Availability	ATA	AID	MAIN SUB						
Subtotal		060	8010	000	1,158,115,917.76	11,838,356,142.07	-4,336,591,271.49	7,691,855,802.82	-----	968,024,985.52
Railroad Retirement Account, Railroad Retirement Board Fund Resources:										
Undisbursed Funds	No Year	060	8011	000	54,578,326.00	²¹ 5,308,539,544.97	391,420,937.97	²¹ 5,711,084,388.17	-----	43,454,420.77
Investments in US Treasury Securities					697,794,000.00	-----	-390,947,000.00	-----	-----	306,847,000.00
Subtotal		060	8011	000	752,372,326.00	5,308,539,544.97	473,937.97	5,711,084,388.17	-----	350,301,420.77
Limitation on the Office of the Inspector General, Railroad Retirement Board Fund Resources:										
Undisbursed Funds	2020	060	8018	000	-----	-----	-----	-2,846,864.32	-----	2,846,864.32
	2019				3,018,862.84	-----	-----	941,454.50	-----	2,077,408.34
	2018				1,040,825.51	-----	-----	2,486.09	-----	1,038,339.42
	2017				1,347,663.42	-----	-----	6,996.31	-----	1,340,667.11
	2016				158,625.67	-----	-----	-8,980.62	-----	167,606.29
	2015				399,942.57	-----	-367,018.73	32,923.84	-----	-----
Subtotal		060	8018	000	5,965,920.01	-----	-367,018.73	-1,871,984.20	-----	7,470,885.48
Railroad Unemployment Insurance Trust Fund, Benefit Payments, Railroad Retirement Board Fund Resources:										
Undisbursed Funds	No Year	060	8051	001	13,577,323.29	199,500,000.00	-----	188,209,813.94	-----	24,867,509.35
Railroad Unemployment Insurance Trust Fund, Administrative Expenses, Railroad Retirement Board Fund Resources:										
Undisbursed Funds	No Year	060	8051	002	3,537,156.50	15,100,000.00	-----	15,303,574.74	-----	3,333,581.76
National Railroad Retirement Investment Trust, Railroad Retirement Board Fund Resources:										
Undisbursed Funds	No Year	060	8118	000	-----	2,311,655,516.05	30,608,948.32	2,342,264,464.37	-----	-----
Unrealized Discount on Investments					-3,367,598.60	-----	1,147,782.11	-----	-----	-2,219,816.49
Unamortized Premium and Discount					-----	-----	-1,661,334.10	-----	-----	-1,661,334.10
Investments in US Treasury Securities					816,029,000.00	-----	-330,944,000.00	-----	-----	485,085,000.00
Investments in Agency Securities					-----	-----	1,015,000.00	-----	-----	1,015,000.00
Investments in Non-Federal Securities (Market Value)(Means of Financing					24,057,708,086.75	-----	299,833,603.67	-----	-----	24,357,541,690.42
Subtotal		060	8118	000	24,870,369,488.15	2,311,655,516.05	-----	2,342,264,464.37	-----	24,839,760,539.83
Limitation on Administration, Railroad Retirement Board Fund Resources:										
Undisbursed Funds	2020-2021	060	8237	000	-----	5,000,000.00	-----	783,486.88	-----	4,216,513.12
	2020				-----	-----	-----	-22,297,911.89	-----	22,297,911.89
	2019				19,511,183.35	-----	-----	15,097,553.67	-----	4,413,629.68
	2018				3,257,729.41	-----	-----	-528,278.99	-----	3,786,008.40
	2017				3,975,334.78	-----	-----	895,193.42	-----	3,080,141.36
	2016				2,256,121.59	-----	-----	1,674,481.70	-----	581,639.89
	2015				3,036,563.99	-----	-672,803.91	2,363,760.08	-----	-----
	No Year				23,113,534.13	-----	259,253.19	-1,937,857.90	-----	25,310,645.22

Footnotes at End of Chapter

Appropriations, Outlays, and Balances - Continued

Appropriation or Fund Account Title	Account Symbol				Balances, Beginning of Fiscal Year	Appropriations and Other Obligational Authority ¹	Transfers Borrowings and Investment (Net) ²	Outlays (Net)	Balances Withdrawn and Other Transactions ³	Balances, End of Fiscal Year	
	Period of Availability	ATA	AID	MAIN							SUB
Deductions for Offsetting Receipts	Subtotal		060	8237	000	55,150,467.25	5,000,000.00	-413,550.72	-3,949,573.03	-----	63,686,489.56
Proprietary Receipts from the Public						-----	-2,214,748,480.36	-----	-2,214,748,480.36	-----	-----
Intrabudgetary Receipts Deducted by Agency						-----	-7,964,470,005.50	-----	-7,964,470,005.50	-----	-----
Total, Offsetting Receipts						- 0 -	-10,179,218,485.86	-----	-10,179,218,485.86	-----	- 0 -
Total, Railroad Retirement Board						27,010,566,991.24	10,686,805,722.73	-4,336,897,902.97	6,627,274,355.18	1,925,251.57	26,731,275,204.25
Recovery Accountability and Transparency Board											
General Fund Accounts											
Salaries and Expenses, Recovery Accountability and Transparency Board Fund Resources:											
Undisbursed Funds	2015		539	3725	000	8,894,409.42	-----	-----	-----	8,894,409.42	-----
Securities and Exchange Commission											
General Fund Accounts											
Salaries and Expenses, Securities and Exchange Commission Fund Resources:											
Undisbursed Funds	No Year		050	0100	000	7,376,295,352.07	-----	-----	-687,920,036.66	-----	8,064,215,388.73
Special Fund Accounts											
Securities and Exchange Commission Reserve Fund, Securities and Exchange Commission Fund Resources:											
Undisbursed Funds	No Year		050	5566	000	72,478,564.37	50,000,000.00	-----	64,679,756.99	-----	57,798,807.38
Investor Protection Fund, Securities and Exchange Commission Fund Resources:											
Undisbursed Funds	No Year		050	5567	000	40,593,594.09	22,017,727.87	80,972,749.76	95,746,995.06	-----	47,837,076.66
Unrealized Discount on Investments						-2,895,363.29	-----	2,895,363.29	-----	-----	-----
Investments in US Treasury Securities						392,928,799.10	-----	-83,868,113.05	-----	-----	309,060,686.05
Subtotal			050	5567	000	430,627,029.90	22,017,727.87	-----	95,746,995.06	-----	356,897,762.71
Deductions for Offsetting Receipts											
Proprietary Receipts from the Public						-----	-1,177,642.13	-----	-1,177,642.13	-----	-----
Intrabudgetary Receipts Deducted by Agency						-----	-4,960,413.69	-----	-4,960,413.69	-----	-----
Total, Offsetting Receipts						- 0 -	-6,138,055.82	-----	-6,138,055.82	-----	- 0 -
Total, Securities and Exchange Commission						7,879,400,946.34	65,879,672.05	-----	-533,631,340.43	-----	8,478,911,958.82
Smithsonian Institution											
General Fund Accounts											
Salaries and Expenses, Smithsonian Institution Fund Resources:											
Undisbursed Funds	2014-2022		033	0100	000	-----	-----	-----	-245,969.96	-----	245,969.96
	2020-2021					-----	794,250,000.00	-----	624,696,592.50	-----	169,553,407.50
	2019-2020					130,038,352.05	-----	-----	102,995,866.10	-----	27,042,485.95
	2014-2020					591,208.17	-----	-----	39,192.17	-----	552,016.00
	2018-2019					25,902,481.50	-----	-----	21,395,168.26	-----	4,507,313.24
	2017-2018					6,023,403.96	-----	-----	2,638,294.28	-----	3,385,109.68

Footnotes at End of Chapter

Appropriations, Outlays, and Balances - Continued

Appropriation or Fund Account Title	Account Symbol				Balances, Beginning of Fiscal Year	Appropriations and Other Obligational Authority ¹	Transfers Borrowings and Investment (Net) ²	Outlays (Net)	Balances Withdrawn and Other Transactions ³	Balances, End of Fiscal Year	
	Period of Availability	ATA	AID	MAIN							SUB
	2016-2017				1,794,044.35	-----	-----	33,826.95	-----	1,760,217.40	
	2015-2016				2,266,216.59	-----	-----	1,205,222.70	-----	1,060,993.89	
	2014-2015				1,614,970.42	-----	-----	846,644.18	768,326.24	-----	
	No Year				7,877,204.50	6,908,000.00	-----	5,764,535.77	-----	9,020,668.73	
	Subtotal		033	0100	000	176,107,881.54	801,158,000.00	-----	759,369,372.95	768,326.24	217,128,182.35
Facilities Capital, Smithsonian Institution Fund Resources:											
Undisbursed Funds	No Year		033	0103	000	468,826,321.92	253,700,000.00	-----	227,184,771.33	-----	495,341,550.59
Salaries and Expenses, National Gallery of Art Fund Resources:											
Undisbursed Funds	2020-2021		033	0200	000	-----	143,362,000.00	-----	109,173,003.21	-----	34,188,996.79
	2019-2020				35,402,798.69	-----	-----	26,422,609.88	-----	8,980,188.81	
	2018-2019				13,024,264.41	-----	-----	11,517,442.09	-----	1,506,822.32	
	2017-2018				879,268.11	-----	-----	458,455.62	-----	420,812.49	
	2016-2017				490,425.72	-----	-----	139,735.67	-----	350,690.05	
	2015-2016				210,680.69	-----	-----	2,795.00	-----	207,885.69	
	2014-2015				127,333.37	-----	-----	-----	127,333.37	-----	
	No Year				66,670.73	3,660,000.00	-----	2,098,634.07	-----	1,628,036.66	
	Subtotal		033	0200	000	50,201,441.72	147,022,000.00	-----	149,812,675.54	127,333.37	47,283,432.81
Repair, Restoration and Renovation of Buildings, National Gallery of Art Fund Resources:											
Undisbursed Funds	No Year		033	0201	000	62,301,010.20	26,203,000.00	-----	24,115,905.94	-----	64,388,104.26
Operations and Maintenance, John F. Kennedy Center for the Performing Arts Fund Resources:											
Undisbursed Funds	2020-2021		033	0302	000	-----	25,000,000.00	-----	16,926,426.76	-----	²² 8,073,573.24
	2020				-----	25,690,000.00	-----	21,460,598.75	-----	²³ 4,229,401.25	
	2019				5,677,986.16	-----	-----	5,166,936.46	-----	511,049.70	
	2018				315,820.40	-----	-----	97,082.66	-----	²⁴ 218,737.74	
	2017				211,487.97	-----	-----	33,726.28	-----	²⁵ 177,761.69	
	2016				118,724.04	-----	-----	-----	-----	118,724.04	
	2015				155,541.57	-----	-----	74,547.10	80,994.47	-----	
	Subtotal		033	0302	000	6,479,560.14	50,690,000.00	-----	43,759,318.01	80,994.47	13,329,247.66
Capital Repair and Restoration, John F. Kennedy Center for the Performing Arts Fund Resources:											
Undisbursed Funds	No Year		033	0303	000	31,833,665.91	17,800,000.00	-----	7,615,538.68	-----	²⁶ 42,018,127.23
Salaries and Expenses, Woodrow Wilson International Center for Scholars Fund Resources:											
Undisbursed Funds	2020-2021		033	0400	000	-----	14,000,000.00	-----	6,157,952.91	-----	7,842,047.09
	2019-2020				5,913,682.40	-----	-----	4,913,080.23	-----	1,000,602.17	
	2018-2019				1,300,803.56	-----	-----	765,994.29	-----	534,809.27	
	2017-2018				77,123.52	-----	-----	5,226.82	-----	71,896.70	
	2016-2017				199,914.36	-----	-----	3,083.19	-----	196,831.17	

Footnotes at End of Chapter

Appropriations, Outlays, and Balances - Continued

Appropriation or Fund Account	Account Symbol				Balances, Beginning of Fiscal Year	Appropriations and Other Obligational Authority ¹	Transfers Borrowings and Investment (Net) ²	Outlays (Net)	Balances Withdrawn and Other Transactions ³	Balances, End of Fiscal Year
Title	Period of Availability	ATA	AID	MAIN						
	2015-2016				142,332.27	-----	-----	-----	-----	142,332.27
	2014-2015				93,206.78	-----	-----	-----	93,206.78	-----
	Subtotal		033	0400	7,727,062.89	14,000,000.00	-----	11,845,337.44	93,206.78	9,788,518.67
Trust Fund Accounts										
Canal Zone Biological Area Fund, Smithsonian Institution										
Fund Resources:										
Undisbursed Funds	No Year		033	8190	285,118.62	-----	-----	-10,953.88	-----	296,072.50
Deductions for Offsetting Receipts										
Proprietary Receipts from the Public										
					-----	-28,561.78	-----	-28,561.78	-----	-----
Intrabudgetary Receipts Deducted by Agency										
					-----	-2,482.78	-----	-2,482.78	-----	-----
Total, Offsetting Receipts										
					- 0 -	-31,044.56	-----	-31,044.56	-----	- 0 -
Total, Smithsonian Institution										
					803,762,062.94	1,310,541,955.44	-----	1,223,660,921.45	1,069,860.86	889,573,236.07
State Justice Institute										
General Fund Accounts										
Salaries and Expenses, State Justice Institute										
Fund Resources:										
Undisbursed Funds	2020-2021		453	0052	-----	500,000.00	-----	52,848.82	-----	447,151.18
	2020				-----	6,055,000.00	-----	1,739,576.39	-----	4,315,423.61
	2019-2020				500,000.00	-----	-----	110,718.55	-----	389,281.45
	2019				4,381,838.01	-----	-----	1,477,361.72	-----	2,904,476.29
	2018-2019				340,381.11	-----	-----	182,401.68	-----	157,979.43
	2018				2,776,169.95	-----	-----	1,112,304.80	-----	1,663,865.15
	2017-2018				319,390.35	-----	-----	183,816.74	-----	135,573.61
	2017				1,685,337.69	-----	-----	767,316.44	-----	918,021.25
	2016-2017				129,988.69	-----	-----	29,366.90	-----	100,621.79
	2016				790,358.43	-----	-----	222,427.14	-----	567,931.29
	2015-2016				121,212.38	-----	-----	90,177.36	-----	31,035.02
	2015				256,086.09	-----	-----	256,085.86	0.23	-----
	2014-2015				45,306.82	-----	-----	44,306.00	1,000.82	-----
	No Year				330,355.41	-----	-----	26,866.22	-----	303,489.19
Total, State Justice Institute										
					11,676,424.93	6,555,000.00	-----	6,295,574.62	1,001.05	11,934,849.26
Surface Transportation Board										
General Fund Accounts										
Salaries and Expenses, Surface Transportation Board										
Fund Resources:										
Undisbursed Funds	2020		472	0301	-----	36,285,760.00	-----	29,043,780.86	-----	7,241,979.14
	2019				8,594,554.48	-----	-----	5,393,094.38	-----	3,201,460.10
	2018				4,090,152.31	-----	-----	2,060,526.23	-----	2,029,626.08
	2017				4,617,226.13	-----	-----	5,130.66	-----	4,612,095.47
	2016				769,656.40	-----	-----	47,846.77	-----	721,809.63

Footnotes at End of Chapter

Appropriations, Outlays, and Balances - Continued

Appropriation or Fund Account Title	Account Symbol				Balances, Beginning of Fiscal Year	Appropriations and Other Obligational Authority ¹	Transfers Borrowings and Investment (Net) ²	Outlays (Net)	Balances Withdrawn and Other Transactions ³	Balances, End of Fiscal Year	
	Period of Availability	ATA	AID	MAIN							SUB
Deductions for Offsetting Receipts	Subtotal		472	0301	000	18,071,589.32	36,285,760.00	-----	36,550,378.90	-----	17,806,970.42
Proprietary Receipts from the Public						-----	-11.22	-----	-11.22	-----	-----
Total, Surface Transportation Board						18,071,589.32	36,285,748.78	-----	36,550,367.68	-----	17,806,970.42
Tennessee Valley Authority Public Enterprise Funds											
Tennessee Valley Authority Fund											
Fund Resources:											
Undisbursed Funds	No Year		455	4110	000	20,083,052.77	-----	²⁷ -1,370,919,130.52	-1,387,637,529.94	¹³ 6,293,070.53	30,508,381.66
Unrealized Discount on Investments						-41,875.53	-----	41,875.53	-----	-----	-----
Unamortized Premium and Discount						817,164.16	-----	-816,499.16	-----	-----	665.00
Investments in US Treasury Securities						25,041,875.53	-----	-25,041,875.53	-----	-----	-----
Funds Held Outside the Treasury						40,000.00	-----	-----	-----	-----	40,000.00
Authority to Borrow from the Treasury						6,353,758,793.47	746,620,436.10	1,236,216,083.92	-----	-----	8,336,595,313.49
Total, Tennessee Valley Authority						6,399,699,010.40	746,620,436.10	-160,519,545.76	-1,387,637,529.94	6,293,070.53	8,367,144,360.15
United States Court of Appeals for Veterans Claims General Fund Accounts											
Salaries and Expenses, United States Court of Appeals for Veterans Claims											
Fund Resources:											
Undisbursed Funds	2020		345	0300	000	-----	35,400,000.00	-----	32,061,478.08	-----	3,338,521.92
	2019					3,924,737.84	-----	-----	2,080,497.81	-----	1,844,240.03
	2018					1,521,450.53	-----	-----	-1,739.86	-----	1,523,190.39
	2017					671,181.68	-----	-----	-1,337.35	-----	672,519.03
	2016					3,346,250.01	-----	-----	-----	-----	3,346,250.01
	2015					3,909,990.37	-----	-----	-----	3,909,990.37	-----
Subtotal			345	0300	000	13,373,610.43	35,400,000.00	-----	34,138,898.68	3,909,990.37	10,724,721.38
Special Fund Accounts											
Practice and Registration Fees Fund, United States Court of Appeals for Veterans Claims											
Fund Resources:											
Undisbursed Funds	No Year		345	5113	000	259,137.61	23,725.00	-----	34,079.21	-----	248,783.40
Trust Fund Accounts											
United States Court of Appeals for Veterans Claims Retirement Fund											
Fund Resources:											
Undisbursed Funds	No Year		345	8290	000	4,545,907.29	5,263,774.83	-5,889,272.55	2,666,326.31	-----	1,254,083.26
Unrealized Discount on Investments						-608,728.07	-----	16,724.33	-----	-----	-592,003.74
Investments in US Treasury Securities						45,192,400.62	-----	5,872,548.22	-----	-----	51,064,948.84
Subtotal			345	8290	000	49,129,579.84	5,263,774.83	-----	2,666,326.31	-----	51,727,028.36
Deductions for Offsetting Receipts											
Proprietary Receipts from the Public						-----	-933.63	-----	-933.63	-----	-----
Intrabudgetary Receipts Deducted by Agency						-----	-1,366.91	-----	-1,366.91	-----	-----

Footnotes at End of Chapter

Appropriations, Outlays, and Balances - Continued

Appropriation or Fund Account Title	Account Symbol				Balances, Beginning of Fiscal Year	Appropriations and Other Obligational Authority ¹	Transfers Borrowings and Investment (Net) ²	Outlays (Net)	Balances Withdrawn and Other Transactions ³	Balances, End of Fiscal Year
	Period of Availability	ATA	AID	MAIN SUB						
Total, Offsetting Receipts					- 0 -	-2,300.54	-----	-2,300.54	-----	- 0 -
Total, United States Court of Appeals for Veterans Claims					62,762,327.88	40,685,199.29	-----	36,837,003.66	3,909,990.37	62,700,533.14
United States Enrichment Corporation Fund										
Public Enterprise Funds										
United States Enrichment Corporation Fund										
Fund Resources:										
Undisbursed Funds	No Year		486	4054	000	469.74	-----	-42,722,543.12	19 59.06	446.77
Unrealized Discount on Investments						-28,654,543.12	-----	28,654,543.12	-----	-----
Investments in US Treasury Securities						1,703,103,000.00	-----	14,068,000.00	-----	1,717,171,000.00
Total, United States Enrichment Corporation Fund						1,674,448,926.62	-----	-42,722,579.21	59.06	1,717,171,446.77
United States Holocaust Memorial Museum										
General Fund Accounts										
Expenses, United States Holocaust Memorial Museum										
Fund Resources:										
Undisbursed Funds										
	2020-2022		456	3300	000	-----	715,000.00	-----	-----	715,000.00
	2019-2021					1,715,000.00	-----	-----	-----	1,715,000.00
	2020					-----	56,409,000.00	-----	41,508,191.33	14,900,808.67
	2018-2020					1,715,000.00	-----	822,627.61	-----	892,372.39
	2019					10,610,618.10	-----	7,348,259.27	-----	3,262,358.83
	2017-2019					1,117,319.95	-----	977,894.44	-----	139,425.51
	2018					3,821,352.35	-----	2,132,538.37	-----	1,688,813.98
	2016-2018					83,986.24	-----	-----	-----	83,986.24
	2017					887,050.17	-----	252,601.72	-----	634,448.45
	2016					337,620.35	-----	36,662.81	-----	300,957.54
	2014-2016					400.00	-----	-----	-----	400.00
	2015					348,581.68	-----	-----	348,581.68	-----
	No Year					14,820,704.75	3,264,000.00	-----	1,307,560.12	16,777,144.63
	Subtotal		456	3300	000	35,457,633.59	60,388,000.00	-----	54,386,335.67	348,581.68
Trust Fund Accounts										
Donations, United States Holocaust Memorial Museum										
Fund Resources:										
Undisbursed Funds	No Year		456	8279	000	95,590.37	-----	-515,317.53	-----	610,907.90
Total, United States Holocaust Memorial Museum						35,553,223.96	60,388,000.00	-----	53,871,018.14	348,581.68
United States Institute of Peace										
General Fund Accounts										
Operating Expenses, United States Institute of Peace										
Fund Resources:										
Undisbursed Funds										
	2020-2021		458	1300	000	-----	45,000,000.00	-----	29,441,258.32	15,558,741.68
	2019-2020					12,784,052.91	-----	6,231,499.73	-----	6,552,553.18
	2018-2019					5,730,644.27	-----	4,152,044.39	-----	1,578,599.88
	2017-2018					606,245.80	-----	-1,061,631.83	-----	1,667,877.63
	2016-2017					2,399,562.85	-----	106,781.93	-----	2,292,780.92

Footnotes at End of Chapter

Appropriations, Outlays, and Balances - Continued

Appropriation or Fund Account Title	Account Symbol				Balances, Beginning of Fiscal Year	Appropriations and Other Obligational Authority ¹	Transfers Borrowings and Investment (Net) ²	Outlays (Net)	Balances Withdrawn and Other Transactions ³	Balances, End of Fiscal Year	
	Period of Availability	ATA	AID	MAIN							SUB
Total, United States Institute of Peace	2015-2016				165,314.30	-----	-----	29,446.07	-----	135,868.23	
					21,685,820.13	45,000,000.00	-----	38,899,398.61	-----	27,786,421.52	
United States Interagency Council on Homelessness											
General Fund Accounts											
Operating Expenses, United States Interagency Council on Homelessness Fund Resources:											
Undisbursed Funds	2020-2021		376	1300	000	-----	3,800,000.00	-----	3,323,151.33	-----	476,848.67
	2019					207,422.01	-----	151,617.12	-----	55,804.89	
	2018					158,080.31	-----	22,827.88	-----	135,252.43	
	2017					203,516.47	-----	-----	-----	203,516.47	
	2016					88,954.54	-----	-----	-----	88,954.54	
	2015					233,693.32	-----	-----	233,693.32	-----	
Total, United States Interagency Council on Homelessness						891,666.65	3,800,000.00	-----	3,497,596.33	233,693.32	960,377.00
United States Railway Association											
General Fund Accounts											
Administrative Expenses, United States Railway Association Fund Resources:											
Undisbursed Funds	No Year		460	0100	000	-8,134.98	-----	-----	-----	-----	-8,134.98
Vietnam Education Foundation											
Special Fund Accounts											
Vietnam Education Foundation Fund Resources:											
Undisbursed Funds	No Year		519	5365	000	9,931,452.02	-----	-----	-22,357.74	-----	9,953,809.76
Public Defender Service for the District of Columbia											
General Fund Accounts											
Federal Payment to the District of Columbia Public Defender Service, District of Columbia Fund Resources:											
Undisbursed Funds	2020-2022		511	1733	000	-----	344,000.00	-----	-----	-----	344,000.00
	2019-2021					4,471,000.00	-----	-----	-----	-----	4,471,000.00
	2020					-----	43,667,000.00	-----	37,343,668.82	-----	6,323,331.18
	2019					3,464,695.15	-----	-----	2,880,920.76	-----	583,774.39
	2018					771,038.88	-----	-----	110,531.47	-----	660,507.41
	2017					626,354.56	-----	-----	26,859.06	-----	599,495.50
	2015-2017					715,840.99	-----	-----	-5,773.13	-----	721,614.12
	2016					1,115,354.77	-----	-----	-1,423.51	-----	1,116,778.28
	2015					602,093.31	-----	-----	4,890.43	597,202.88	-----
	No Year					15,694.80	-----	-----	-----	-----	15,694.80
Total, Public Defender Service for the District of Columbia						11,782,072.46	44,011,000.00	-----	40,359,673.90	597,202.88	14,836,195.68
National Security Commission on Artificial Intelligence											
General Fund Accounts											

Footnotes at End of Chapter

Appropriations, Outlays, and Balances - Continued

Appropriation or Fund Account Title	Account Symbol				Balances, Beginning of Fiscal Year	Appropriations and Other Obligational Authority ¹	Transfers Borrowings and Investment (Net) ²	Outlays (Net)	Balances Withdrawn and Other Transactions ³	Balances, End of Fiscal Year	
	Period of Availability	ATA	AID	MAIN							SUB
Expenses, National Security Commission on Artificial Intelligence Fund Resources: Undisbursed Funds	No Year		245	2765	000	9,505,478.59	-----	-----	4,721,052.66	-----	4,784,425.93
National Commission on Military Aviation Safety											
General Fund Accounts											
National Commission on Military Aviation Safety Fund Resources: Undisbursed Funds	2019-2021		246	2865	000	4,714,856.02	-----	-----	766,498.04	-----	3,948,357.98
Federal Permitting Improvement Steering Council											
Federal Permitting Improvement Council											
Special Fund Accounts											
Environmental Review and Permitting Improvement Fund, Federal Permitting Improvement Steering Council Fund Resources: Undisbursed Funds	No Year		473	5761	000	-----	8,000,000.00	1,008,342.00	4,403,223.95	-----	4,605,118.05
400 Years of African-American History Commission											
Special Fund Accounts											
400 Years of African-American History Commission Fund Resources: Undisbursed Funds	2020		247	5721	000	-----	3,300,000.00	-----	1,256,976.21	-----	2,043,023.79
Alyce Spotted Bear and Walter Soboleff Commission on Native Children											
Alyce Spotted Bear and Walter Soboleff Com. on Native Children											
General Fund Accounts											
Alyce Spotted Bear and Walter Soboleff Commission on Native Children Fund Resources: Undisbursed Funds	2020-2021		545	2987	000	-----	500,000.00	362,165.14	-----	-----	862,165.14
Commission on Combating Synthetic Opioid Trafficking											
General Fund Accounts											
Salaries and Expenses, Commission on Combating Synthetic Opioid Trafficking Fund Resources: Undisbursed Funds	2020-2022		256	1760	000	-----	5,000,000.00	-----	-----	-----	5,000,000.00
Total, Independent Agencies						198,872,198,460.19	34,504,699,783.73	-1,496,891,322.34	17,650,260,362.79	30,768,667.27	214,198,977,891.52
Memorandum											
Financing Accounts											
Public Enterprise Funds											
Spectrum Auction, Direct Loan Financing Account, Federal Communications Commission Fund Resources: Undisbursed Funds	No Year		027	4133	000	23,115.83	-----	-----	-1,534.89	-----	24,650.72

Footnotes at End of Chapter

Appropriations, Outlays, and Balances - Continued

Appropriation or Fund Account Title	Account Symbol				Balances, Beginning of Fiscal Year	Appropriations and Other Obligational Authority ¹	Transfers Borrowings and Investment (Net) ²	Outlays (Net)	Balances Withdrawn and Other Transactions ³	Balances, End of Fiscal Year	
	Period of Availability	ATA	AID	MAIN							SUB
Debt Reduction Financing Account, Export-Import Bank Fund Resources: Undisbursed Funds	No Year		083	4028	000	-----	-----	-----	-24,584,073.49	¹³ 24,584,073.49	-----
Direct Loan Financing Account, Export-Import Bank Fund Resources: Undisbursed Funds	No Year		083	4161	000	1,597,778,125.80	-----	-1,558,338,619.64	-2,610,187,848.34	¹³ 178,794,317.28	2,470,833,037.22
Authority to Borrow from the Treasury						5,663,242,345.46	10,055,113.56	-1,356,993.38	-----	340,830,000.00	5,331,110,465.64
Subtotal			083	4161	000	7,261,020,471.26	10,055,113.56	-1,559,695,613.02	-2,610,187,848.34	519,624,317.28	7,801,943,502.86
Guaranteed Loan Financing Account, Export-Import Bank Fund Resources: Undisbursed Funds	No Year		083	4162	000	891,818,963.45	-----	-----	290,947,865.97	¹³ 15,056,251.64	585,814,845.84
Total, Financing Accounts						8,152,862,550.54	10,055,113.56	-1,559,695,613.02	-2,343,825,590.75	559,264,642.41	8,387,782,999.42

Footnotes at End of Chapter

Appropriations, Outlays, and Balances - Continued

Footnotes

- 1 The amounts in this column, unless otherwise footnoted, represent appropriations, increases and rescissions in borrowing authority or new contract authority. Appropriation accounts with appropriation transfer activity are presented in Table 1 (Appropriations and Appropriation Transfers) at the end of this chapter.
- 2 The amounts in this column, unless otherwise footnoted, represent transfers - other than appropriation transfers, borrowings (gross), investments (net), unrealized discounts or funds held outside the Treasury.
- 3 The amounts in this column, unless otherwise footnoted, represent obligated balances canceled for fiscal year 2015 pursuant to 31 U.S.C. 1553 and adjustments to borrowing and contract authority.
- 4 Subject to disposition by the administrative agency.
- 5 Pursuant to Public Law # 112-10, 125 Stat. 103 Sec. 1102 further amended by 112-36, 125 Stat. 386 Sec. 103, the balance for this account has been extended beyond the normal period of availability to liquidate obligations.
- 6 Pursuant to Public Law # 112-10, 125 Stat. 103, the balance for this account has been extended beyond the normal period of availability to liquidate obligations.
- 7 Pursuant to Public Law # 111-117, 123 Stat. 3034, the balance for this account has been extended beyond the normal period of availability to liquidate obligations.
- 8 Pursuant to Public Law # 110-161, 121 Stat. 2290, the balance for this account has been extended beyond the normal period of availability to liquidate obligations.
- 9 Pursuant to Public Law # 110-5, Sec. 104; 109-102, 119 Stat. 2173, the balance for this account has been extended beyond the normal period of availability to liquidate obligations.
- 10 Pursuant to Public Law # 109-102, 119 Stat. 2173, the balance for this account has been extended beyond the normal period of availability to liquidate obligations.
- 11 Pursuant to Public Law # 108-447, the balance for this account has been extended beyond the normal period of availability to liquidate obligations.
- 12 Pursuant to Public Law # 108-7, 117 Stat. 159, the balance for this account has been extended beyond the normal period of availability to liquidate obligations.
- 13 Represents capital transfer to miscellaneous receipts.
- 14 The opening balance(s) of the following account(s) have been adjusted during the current fiscal year and do not agree with last year's closing balance(s):

<u>Account Symbol: (ATA, AID, POA, MAIN, SUB)</u>	<u>Adjustment</u>
018 2019 0100 000 - Undisbursed Funds	\$6,936.85
018 X 4020 002 - Undisbursed Funds	-\$6,936.85
455 X 4110 000 - Undisbursed Funds	\$917,208,114.14

- 15 Excludes activity which represents "Net Proceeds from Sales and Withholding for Savings Bonds" which will be accounted for as a deposit fund liability.
- 16 Includes \$400,000,000.00 which represents repayment of borrowing from the Federal Financing Bank in lieu of issuance of agency debt.
- 17 Represents: Domestic Postal Money Orders: Paid \$6,157,826,565.92 Issued \$7,254,521,398.26 Foreign Postal Money Orders: Paid Issued \$.00 Net Postal Orders -\$1,096,694,832.34
- 18 Includes \$7,103,962.00 which represents net borrowing from the U.S. Treasury.
- 19 Excludes \$944,339.47 refund of taxes.
- 20 Includes \$1,363,200,000.00 which represents borrowing from the U.S. Treasury.
- 21 Excludes \$1,066,904.69 refund of taxes.
- 22 This account was not certified to Treasury in accordance with Treasury certification standards to indicate the amounts were certified with the criteria of 31 U.S.C. 1501.
- 23 Includes \$246,942,263.00 which represents net redemption of non-guaranteed Government agency securities.

Footnotes

Table 1 - Appropriations and Appropriation Transfers - Independent Agencies

AID	ATA	Period of Availability	MAIN	Net Appropriations and Appropriation Transfers	Appropriation Amount	Net Appropriation Transfers	AID Involved	ATA Involved	Period of Availability Involved	MAIN Involved	Amount From or To (-)
011		2021	1070	264,178,588.00	285,000,000.00	-20,821,412.00	014		2021	1036	-127,445.00
							015		2021	0200	-2,302,716.00
							015		2021	0322	-560,727.00
							015		2021	0324	-757,183.00
							015		2021	0700	-434,654.00
							015		2021	1100	-14,729,916.00
							020		2021	0913	-138,228.00
							070		2021	0540	-1,770,543.00
309	012	X	0200	12,569,415.00	0.00	12,569,415.00	309		X	0200	12,569,415.00
309	013	X	0200	4,351,118.00	0.00	4,351,118.00	309		X	0200	4,351,118.00
018		20	0100	250,000,000.00	0.00	250,000,000.00	018		X	4020	250,000,000.00
018		20	0200	16,615,000.00	0.00	16,615,000.00	018		X	4020	16,615,000.00
018		X	4020	-266,733,673.50	0.00	-266,733,673.50	018		20	0100	-250,000,000.00
							018		20	0200	-16,615,000.00
							070		X	5695	-118,673.50
027		X	5183	-274,301,913.32	0.00	-274,301,913.32	027		X	5700	-274,301,913.32
027		X	5700	274,301,913.32	0.00	274,301,913.32	027		X	5183	274,301,913.32
031		X	0200	832,736,000.00	149,166,910.17	683,569,089.83	031		2021	0200	-9,500,000.00
							031		X	5280	693,069,089.83
031		2021	0200	12,800,000.00	3,300,000.00	9,500,000.00	031		X	0200	9,500,000.00
031		2021	0300	13,314,000.00	2,385,000.00	10,929,000.00	031		X	5280	10,929,000.00
031		X	5280	-703,998,089.83	0.00	-703,998,089.83	031		X	0200	-693,069,089.83
							031		2021	0300	-10,929,000.00
033		X	0100	6,908,000.00	0.00	6,908,000.00	033		2021	0100	6,908,000.00
033		2021	0100	794,250,000.00	801,158,000.00	-6,908,000.00	033		X	0100	-6,908,000.00
033		X	0200	3,660,000.00	0.00	3,660,000.00	033		2021	0200	3,660,000.00
033		2021	0200	143,362,000.00	147,022,000.00	-3,660,000.00	033		X	0200	-3,660,000.00
309		X	0200	156,129,467.00	175,000,000.00	-18,870,533.00	309	012	X	0200	-12,569,415.00
							309	013	X	0200	-4,351,118.00
							309	069	X	0200	-1,950,000.00
431		2021	0500	3,600,000.00	0.00	3,600,000.00	089		X	5227	3,600,000.00
256		2022	1760	5,000,000.00	0.00	5,000,000.00	097		20	0105	5,000,000.00
247		20	5721	3,300,000.00	0.00	3,300,000.00	014		20	1036	3,300,000.00

Appropriations, Outlays, and Balances - Continued

Footnotes

Table 1 - Appropriations and Appropriation Transfers - Independent Agencies

AID	ATA	Period of Availability	MAIN	Net Appropriations and Appropriation Transfers	Appropriation Amount	Net Appropriation Transfers	AID Involved	ATA Involved	Period of Availability Involved	MAIN Involved	Amount From or To (-)
060		X	8010	83,000,000.00	0.00	83,000,000.00	060		X	8011	83,000,000.00
060		X	8011	-105,000,000.00	0.00	-105,000,000.00	060		X	8010	-83,000,000.00
							060		X	8051	-22,000,000.00
060		X	8051	199,500,000.00	0.00	199,500,000.00	016		X	8042	177,500,000.00
060		X	8051	15,100,000.00	0.00	15,100,000.00	016		X	8042	15,100,000.00
060		X	8051	199,500,000.00	0.00	199,500,000.00	060		X	8011	22,000,000.00
309	069	X	0200	1,950,000.00	0.00	1,950,000.00	309		X	0200	1,950,000.00
083		20	0100	83,339,581.68	93,144,161.36	-9,804,579.68	083		2021	0100	-9,804,579.68
083		2021	0100	9,804,579.68	0.00	9,804,579.68	083		20	0100	9,804,579.68
083		20	0105	4,845,000.00	5,700,000.00	-855,000.00	083		2021	0105	-855,000.00
083		2021	0105	855,000.00	0.00	855,000.00	083		20	0105	855,000.00
088		X	0300	24,000,000.00	22,000,000.00	2,000,000.00	088		20	0300	2,000,000.00
088		20	0300	335,000,000.00	337,000,000.00	-2,000,000.00	088		X	0300	-2,000,000.00
514		X	0206	37,677,785.00	0.00	37,677,785.00	514		20	0206	37,677,785.00
514		20	0206	761,018,215.00	798,696,000.00	-37,677,785.00	514		X	0206	-37,677,785.00
467		20	0401	533,000,000.00	556,000,000.00	-23,000,000.00	097		X	0100	-8,000,000.00
							097		20	0100	-8,000,000.00
							097		2022	0300	-7,000,000.00
339		20	1400	240,911,730.04	284,000,000.00	-43,088,269.96	339		2021	1400	-20,000,000.00
							339		X	1402	-23,088,269.96
339		2021	1400	20,000,000.00	0.00	20,000,000.00	339		20	1400	20,000,000.00
339		X	1402	23,088,269.96	0.00	23,088,269.96	339		20	1400	23,088,269.96
525		20	1650	11,271,000.00	12,771,000.00	-1,500,000.00	013		20	0500	-1,500,000.00
513		X	8056	3,448,692.70	0.00	3,448,692.70	070		X	8185	3,448,692.70
Total				4,034,351,678.73	3,672,343,071.53	362,008,607.20					162,508,607.20

Part Four

Other Information

Deposit Funds

Appropriation or Fund Account Title	Account Symbol				Balances, Beginning of Fiscal Year	Appropriations and Other Obligational Authority ¹	Transfers Borrowings and Investment (Net) ²	Outlays (Net)	Balances Withdrawn and Other Transactions ³	Balances, End of Fiscal Year	
	Period of Availability	ATA	AID	MAIN							SUB
Legislative Branch											
Withheld State and Local Taxes, Senate	No Year		000	6275	001	-17,390,097.14	-----	-----	-17,124,274.44	-----	⁴ -265,822.70
Withheld State and Local Taxes, House of Representatives	No Year		000	6275	004	-45,927.19	-----	-----	-49,724.16	-----	3,796.97
Subtotal			000	6275		-17,436,024.33			-17,173,998.60		-262,025.73
Other Federal Payroll Withholding, Allotments, Senate	No Year		000	6276	001	-2,911,120.04	-----	-----	149,563.49	-----	⁴ -3,060,683.53
Other Federal Payroll Withholding, Allotments, House of Representatives	No Year		000	6276	004	-6,083.83	-----	-----	-6,824.71	-----	740.88
Subtotal			000	6276		-2,917,203.87			142,738.78		-3,059,942.65
Copyright Owner's Royalty Fees, Net Operating Costs, Copyright Office, Library of Congress	No Year		003	6175	000	218,373.37	-----	18,942,881.62	19,080,205.18	-----	81,049.81
Unrealized Discount on Investments	No Year		003	6175	911	-4,153,171.44	-----	4,000,140.37	-----	-----	-153,031.07
Investments in US Treasury Securities	No Year		003	6175	971	1,454,659,538.65	-----	-22,943,021.99	-----	-----	1,431,716,516.66
Subtotal			003	6175		1,450,724,740.58			19,080,205.18		1,431,644,535.40
Unearned Copyright Fees, Library of Congress	No Year		003	6206	000	200,659.22	-----	245,031.31	-113,579.28	-----	559,269.81
Unrealized Discount on Investments	No Year		003	6206	911	-9,929.39	-----	9,490.18	-----	-----	-439.21
Investments in US Treasury Securities	No Year		003	6206	971	7,784,337.68	-----	-254,521.49	-----	-----	7,529,816.19
Subtotal			003	6206		7,975,067.51			-113,579.28		8,088,646.79
Unearned Catalog Card Fees, Library of Congress	No Year		003	6207	000	116,471.72	-----	-----	-5,305.80	-----	121,777.52
Employees' Payroll Allotment Account, United States Savings Bonds, Railroad Accounting Principles Board	No Year		009	6050	008	81.25	-----	-----	-----	-----	81.25
Withheld State and Local Taxes, Botanic Garden	No Year		009	6275	002	-9,675.27	-----	-----	-----	-----	⁴ -9,675.27
Suspense, Botanic Garden	No Year		009	6875	002	680.24	-----	-----	-----	-----	680.24
Total, Legislative Branch						1,438,454,137.83	-----	-----	1,930,060.28	-----	1,436,524,077.55
Judicial Branch											
Registry Funds, United States Courts, the Judiciary	No Year		010	6047	000	285,997,664.55	-----	144,005,176.92	105,054,377.47	-----	324,948,464.00
Unrealized Discount on Investments	No Year		010	6047	911	-5,096,459.91	-----	4,827,996.71	-----	-----	-268,463.20
Investments in US Treasury Securities	No Year		010	6047	971	1,361,497,436.75	-----	-148,833,173.63	-----	-----	1,212,664,263.12
Subtotal			010	6047		1,642,398,641.39			105,054,377.47		1,537,344,263.92
Employees' Payroll Allotment Account, United States Savings	No Year		010	6050	002	14,972.27	-----	-----	-----	-----	14,972.27

Footnotes at End of Chapter

Deposit Funds

Appropriation or Fund Account	Account Symbol					Balances, Beginning of Fiscal Year	Appropriations and Other Obligational Authority ¹	Transfers Borrowings and Investment (Net) ²	Outlays (Net)	Balances Withdrawn and Other Transactions ³	Balances, End of Fiscal Year
Title	Period of Availability	ATA	AID	MAIN	SUB						
Bonds, United States Courts											
Withheld State and Local Taxes, United States Courts	No Year		010	6275	002	672,810.54	-----	-----	4,799.34	-----	668,011.20
Other Federal Payroll Withholding, Allotments, Supreme Court	No Year		010	6276	002	6,911.69	-----	-----	6,911.69	-----	-----
Deposits for Expenses of the Fifth International Appellate Judge Conference, the Judiciary	No Year		010	6854	000	3,953.00	-----	-----	-----	-----	3,953.00
Fees and Other Collections, Clerks of United States Courts and Register of Wills for the District of Columbia, the Judiciary	No Year		010	6855	000	578,924,637.03	-----	-----	-42,300,807.17	-----	621,225,444.20
Accounts Payable, Check Issue Underdrafts, the Judiciary	No Year		010	6999	000	1,246.81	-----	-----	-----	-----	1,246.81
Total, Judicial Branch						2,222,023,172.73	-----	-----	62,765,281.33	-----	2,159,257,891.40
Department of Agriculture											
Packer Bond Trustee Account, Packers and Stockyards Administration	No Year		012	6018	000	549.89	-----	-----	-----	-----	549.89
Employees' Payroll Allotment Account, United States Savings Bonds, Central Voucher Payment Center	No Year		012	6050	040	-28,652.76	-----	-----	-----	-----	⁴ -28,652.76
Assessments on Imports of Beef and Pork Products, Agricultural Marketing Service	No Year		012	6148	000	11,526,608.95	-----	-----	-1,247,684.25	-----	12,774,293.20
Surety Bonds, Perishable Agricultural Commodities, Agriculture	No Year		012	6171	000	494,134.70	-----	-----	-150,000.00	-----	644,134.70
Tribal Organizations Insurance Premium Contributions to FEHB, Executive Operations, Agriculture	No Year		012	6189	000	-561,032.44	-----	-----	-3,584,552.74	-----	3,023,520.30
Withheld State and Local Taxes, Central Voucher Payment Center	No Year		012	6275	040	-935,995.83	-----	-----	231,209.35	-----	⁴ -1,167,205.18
Other Federal Payroll Withholding, Allotments, National Finance Center, Agriculture	No Year		012	6276	040	75,468,351.15	-----	-----	-3,746,876.43	-----	79,215,227.58
Direct Premium Remittance System, National Finance Center, Agriculture	No Year		012	6290	000	-36,283,176.31	-----	-----	-42,199,039.37	-----	5,915,863.06
Premiums for Federal Health Care High Risk Pool	No Year		012	6320	000	1,770.00	-----	-----	-----	-----	1,770.00
Cars Initiative, Administrative Billings and Collections (ABCO), National Finance Center, Agriculture	No Year		012	6322	000	30,651.35	-----	-----	20,356.47	-----	10,294.88
Advances Without Orders from Non-Federal Sources, Forest Service,	No Year		012	6500	011	236,183,340.85	-----	-----	12,906,941.12	-----	223,276,399.73

Footnotes at End of Chapter

Deposit Funds

Appropriation or Fund Account	Account Symbol					Balances, Beginning of Fiscal Year	Appropriations and Other Obligational Authority ¹	Transfers Borrowings and Investment (Net) ²	Outlays (Net)	Balances Withdrawn and Other Transactions ³	Balances, End of Fiscal Year
Title	Period of Availability	ATA	AID	MAIN	SUB						
Agriculture											
Small Escrow Amounts, Office of the Inspector General	No Year		012	6501	009	38,592.61	-----	-----	-----	-----	38,592.61
Small Escrow Amounts, Natural Resources Conservation Service	No Year		012	6501	010	11,127.81	-----	-----	-----	-----	11,127.81
Small Escrow Amounts, Forest Service	No Year		012	6501	011	-7,580.03	-----	-----	-----	-----	-7,580.03
Small Escrow Amounts, Agriculture Research Service	No Year		012	6501	014	80,550.49	-----	-----	-----	-----	80,550.49
Small Escrow Amounts, Cooperative State Research Education Extension Service	No Year		012	6501	015	5,259.07	-----	-----	5,259.07	-----	-----
Small Escrow Amounts, Animal and Plant Health Inspection Service	No Year		012	6501	016	4,132,832.67	-----	-----	687,071.45	-----	3,445,761.22
Small Escrow Amounts, Agricultural Marketing Service	No Year		012	6501	025	2,378,674.32	-----	-----	-1,167,999.43	-----	3,546,673.75
Small Escrow Amounts, Foreign Agricultural Service	No Year		012	6501	029	4,791.32	-----	-----	-----	-----	4,791.32
Small Escrow Amounts, Food Nutrition Service	No Year		012	6501	035	57,867,873.51	-----	-----	25,681,122.39	-----	32,186,751.12
Small Escrow Amounts, Food Safety and Inspection Service	No Year		012	6501	037	1,754,026.37	-----	-----	1,170,342.56	-----	583,683.81
Small Escrow Amounts, National Finance Center, Agriculture	No Year		012	6501	040	92,297,135.92	-----	-----	86,168,923.32	-----	6,128,212.60
					Subtotal	158,563,284.06	-----	-----	112,544,719.36	-----	46,018,564.70
Total, Department of Agriculture						444,459,833.61	-----	-----	74,775,073.51	-----	369,684,760.10
Department of Commerce											
NMFS Property Forfeitures and Seizures, National Oceanic and Atmospheric Administration, Commerce	No Year		013	6214	014	111,027.81	-----	-----	-28,551.48	-----	139,579.29
Other Federal Payroll Withholding, Allotments, NOAA, Department of Commerce	No Year		013	6276	014	931,871.02	-----	-----	-359,295.56	-----	1,291,166.58
Advances Without Orders from Non-Federal Sources, National Technical Information Service, Commerce	No Year		013	6500	007	22,426.35	-----	-----	7,246.35	-----	15,180.00
Small Escrow Amounts, Census	No Year		013	6501	004	-----	-----	-----	-416.89	-----	416.89
Small Escrow Amounts, International Trade Administration	No Year		013	6501	012	17,691.23	-----	-----	-1,245.97	-----	18,937.20
Small Escrow Amounts, National Oceanic Atmospheric Administration, Commerce	No Year		013	6501	014	55.40	-----	-----	3,139.08	-----	-3,083.68
					Subtotal	17,746.63	-----	-----	1,476.22	-----	16,270.41
Patent Cooperation Treaty Deposits, US Patent and Trademark Office, Commerce	No Year		013	6538	000	12,601,664.92	-----	-----	-1,224,225.09	-----	13,825,890.01
Special Studies, Services and Projects, International Trade Administration	No Year		013	6540	012	27,080,979.80	-----	-----	-1,070,180.98	-----	28,151,160.78
Special Studies, Services and Projects, Economic and Statistical	No Year		013	6540	015	79,557.28	-----	-----	-35,056.54	-----	114,613.82

Footnotes at End of Chapter

Deposit Funds

Appropriation or Fund Account	Account Symbol					Balances, Beginning of Fiscal Year	Appropriations and Other Obligational Authority ¹	Transfers Borrowings and Investment (Net) ²	Outlays (Net)	Balances Withdrawn and Other Transactions ³	Balances, End of Fiscal Year
Title	Period of Availability	ATA	AID	MAIN	SUB						
Analysis	Subtotal		013	6540		27,160,537.08			-1,105,237.52		28,265,774.60
Inspection and Grading of Fishery Products, National Oceanic and Atmospheric Administration	No Year		013	6541	000	1,582,345.81	-----	-----	-30,077.03	-----	1,612,422.84
Customer Deposits, Patent and Trademark Office, Commerce	No Year		013	6542	000	120,810,770.41	-----	-----	-26,782,913.91	-----	147,593,684.32
Madrid Protocol Fees, U.S. Patent and Trademark Office	No Year		013	6554	000	2,109,040.44	-----	-----	-876,228.01	-----	2,985,268.45
Total, Department of Commerce						165,347,430.47	-----	-----	-30,397,806.03	-----	195,745,236.50
Department of Defense--Military Programs											
Department of the Army											
Proceeds of Sales of Lost, Abandoned, or Unclaimed Personal Property, Army (T) ⁵	No Year		021	6001	000	91,408.30	-----	-----	81,646.55	-----	9,761.75
Personal Funds of Deceased, Mentally Incompetent or Missing Personnel, Army (T) ⁵	No Year		021	6002	000	11,002.28	-----	-----	4,608.50	-----	6,393.78
Pay of the Army, Deposit Fund (T) ⁵	No Year		021	6010	000	9,008,432.37	-----	-----	4,737,631.40	-----	4,270,800.97
Collection of Seized Iraqi Assets, Army	No Year		021	6095	000	883,013.93	-----	-----	-----	-----	883,013.93
Disbursement of Seized Iraqi Assets, Army	No Year		021	6098	000	9,209,542.55	-----	-----	-----	-----	9,209,542.55
Withheld Employee Contributions, State or Territorial Death Benefits, Army	No Year		021	6113	000	28,189.22	-----	-----	28,189.22	-----	-----
Amounts Withheld for Civilian Pay Allotments, Army	No Year		021	6134	000	218.50	-----	-----	218.50	-----	-----
Thrift Savings Fund, Army	No Year		021	6229	000	73,141,849.23	-----	-----	-55,076,666.26	-----	128,218,515.49
Withheld State and Local Taxes, Army	No Year		021	6275	000	109,334,956.00	-----	-----	-70,240,122.89	-----	179,575,078.89
Other Federal Payroll Withholding, Allotments, Army	No Year		021	6276	000	590,343,847.96	-----	-----	110,751,979.92	-----	479,591,868.04
Servicemen's Group Life Insurance Fund, Suspense, Army	No Year		021	6434	000	15,660,910.68	-----	-----	-3,710,318.59	-----	19,371,229.27
Advances Without Orders from Non-Federal Sources, Army	No Year		021	6500	000	10,053,304.74	-----	-----	-16,603,494.63	-----	26,656,799.37
Small Escrow Amounts, Army	No Year		021	6501	000	87,350,756.68	-----	-----	59,574,469.74	-----	27,776,286.94
Gains and Deficiencies on Exchange Transactions, Army	2020		021	6763	000	-----	-----	-----	-4,178,943.77	-----	4,178,943.77
Gains and Deficiencies on Exchange Transactions, Army	2017		021	6763	000	721.65	-----	-----	-----	-----	721.65

Footnotes at End of Chapter

Deposit Funds

Appropriation or Fund Account	Account Symbol					Balances, Beginning of Fiscal Year	Appropriations and Other Obligational Authority ¹	Transfers Borrowings and Investment (Net) ²	Outlays (Net)	Balances Withdrawn and Other Transactions ³	Balances, End of Fiscal Year
Title	Period of Availability	ATA	AID	MAIN	SUB						
Total, Department of the Army						905,118,154.09	-----	-----	25,369,197.69	-----	879,748,956.40
Department of the Navy											
Proceeds of Sales of Lost, Abandoned, or Unclaimed Personal Property, Navy (T) ⁵	No Year		017	6001	000	421.14	-----	-----	-----	-----	421.14
Pay of the Navy, Deposit Fund (T) ⁵	No Year		017	6025	000	58,513,181.32	-----	-----	2,093,221.43	-----	56,419,959.89
Pay of Marine Corps, Deposit Fund (T) ⁵	No Year		017	6026	000	2,950,160.53	-----	-----	725,645.26	-----	2,224,515.27
Thrift Savings Fund, Navy	No Year		017	6228	000	117,463,691.87	-----	-----	-25,847,283.69	-----	143,310,975.56
Withheld State and Local Taxes, Navy	No Year		017	6275	000	-33,892,124.56	-----	-----	-112,897,310.91	-----	79,005,186.35
Other Federal Payroll Withholding, Allotments, Navy	No Year		017	6276	000	1,872,911.66	-----	-----	1,636,366.07	-----	236,545.59
Advances Without Orders from Non-Federal Sources, Navy	No Year		017	6500	000	169,189.19	-----	-----	-130,944.06	-----	300,133.25
Small Escrow Amounts, Navy	No Year		017	6501	000	21,850,592.06	-----	-----	-8,592,638.59	-----	30,443,230.65
Foreign Cooperative Projects, Navy	No Year		017	6502	000	821,595,407.29	-----	-----	-87,768,839.24	-----	909,364,246.53
Civilian Employees Allotment Account, Navy	No Year		017	6705	000	36,977,128.67	-----	-----	-1,725,385.91	-----	38,702,514.58
Total, Department of the Navy						1,027,500,559.17	-----	-----	-232,507,169.64	-----	1,260,007,728.81
Department of the Air Force											
Proceeds of Sales of Lost, Abandoned, or Unclaimed Personal Property, Air Force (T) ⁵	No Year		057	6001	000	748,326.45	-----	-----	-12,547.04	-----	760,873.49
Personal Funds of Deceased, Mentally Incompetent or Missing Personnel, Air Force (T) ⁵	No Year		057	6002	000	-----	-----	-----	-74.88	-----	74.88
Pay of the Air Force, Deposit Fund (T) ⁵	No Year		057	6010	000	1,752,039.19	-----	-----	1,223,557.62	-----	528,481.57
Withheld Allotment of Compensation for Payment of Employee Organization Dues, Air Force	No Year		057	6075	000	94,928.03	-----	-----	-11,508.01	-----	106,436.04
Foreign Taxes Withheld, Air Force	No Year		057	6129	000	547,359.26	-----	-----	91,795.73	-----	455,563.53
Employee and Employer Contributions, Foreign Government Social Security and Related Programs, Air Force	No Year		057	6130	000	3,401,716.62	-----	-----	352,399.94	-----	3,049,316.68
Employee and Employer Contributions, Private Insurance Plans, Air	No Year		057	6131	000	815,866.96	-----	-----	-257,937.59	-----	1,073,804.55

Footnotes at End of Chapter

Deposit Funds

Appropriation or Fund Account Title	Account Symbol					Balances, Beginning of Fiscal Year	Appropriations and Other Obligational Authority ¹	Transfers Borrowings and Investment (Net) ²	Outlays (Net)	Balances Withdrawn and Other Transactions ³	Balances, End of Fiscal Year
	Period of Availability	ATA	AID	MAIN	SUB						
Force											
Amounts Withheld for Group Life Insurance, National Guard Members, Air Force	No Year		057	6136	000	167,401.77	-----	-----	-221,926.40	-----	389,328.17
Thrift Savings Fund, Air Force	No Year		057	6230	000	-64,459,961.40	-----	-----	-171,485,702.98	-----	107,025,741.58
Withheld State and Local Taxes, Air Force	No Year		057	6275	000	58,425,843.64	-----	-----	-4,693,425.27	-----	63,119,268.91
Other Federal Payroll Withholding, Allotments, Air Force	No Year		057	6276	000	373,459,303.54	-----	-----	32,722,296.50	-----	340,737,007.04
Servicemen's Group Life Insurance Fund, Suspense, Air Force	No Year		057	6434	000	10,307,503.13	-----	-----	695,304.05	-----	9,612,199.08
Advances Without Orders from Non-Federal Sources, Air Force	No Year		057	6500	000	1,350.38	-----	-----	-8,813.00	-----	10,163.38
Small Escrow Amounts, Air Force	No Year		057	6501	000	240,649.14	-----	-----	93,950.81	-----	146,698.33
Total, Department of the Air Force						385,502,326.71	-----	-----	-141,512,630.52	-----	527,014,957.23
Defense Agencies											
Proceeds of Sale of Lost, Abandoned or Unclaimed Personal Property, Office of the Secretary of Defense (T) ⁵	No Year		097	6001	000	278,054.70	-----	-----	277,633.25	-----	421.45
Employees' Payroll Allotment Account, United States Savings Bonds, Secretary of Defense	No Year		097	6050	000	149,992.85	-----	-----	-----	-----	149,992.85
Employee and Employer Contributions, Foreign Government Social Security and Related Programs, Office of the Secretary of Defense	No Year		097	6130	000	165,460.44	-----	-----	73,454.14	-----	92,006.30
Cooperative Research and Development Project Fund, Defense Intelligence Agency	No Year		097	6149	000	584,576.87	-----	-----	584,576.87	-----	-----
Thrift Savings Fund, Defense	No Year		097	6231	000	-1,310,540.52	-----	-----	-131,071.17	-----	⁴ -1,179,469.35
Withheld State and Local Taxes, Secretary of Defense	No Year		097	6275	000	-7,079,900.94	-----	-----	-22,798,788.05	-----	15,718,887.11
Other Federal Payroll Withholding, Allotments, Defense Agencies	No Year		097	6276	000	2,884,479.95	-----	-----	1,591,978.00	-----	1,292,501.95
Advances Without Orders from Non-Federal Sources, Defense Agencies	No Year		097	6500	000	82,950,975.11	-----	-----	-1,047,561.57	-----	83,998,536.68
Small Escrow Amounts, Defense	No Year		097	6501	000	868,968,519.75	-----	-----	61,053,049.53	-----	807,915,470.22
Total, Defense Agencies						947,591,618.21	-----	-----	39,603,271.00	-----	907,988,347.21
Total, Department of Defense--Military Programs						3,265,712,658.18	-----	-----	-309,047,331.47	-----	3,574,759,989.65
Department of Education											

Footnotes at End of Chapter

Deposit Funds

Appropriation or Fund Account	Account Symbol					Balances, Beginning of Fiscal Year	Appropriations and Other Obligational Authority ¹	Transfers Borrowings and Investment (Net) ²	Outlays (Net)	Balances Withdrawn and Other Transactions ³	Balances, End of Fiscal Year
Title	Period of Availability	ATA	AID	MAIN	SUB						
Pending Grantbacks, Education	No Year		091	6191	000	1,812,291.33	-----	-----	88,838.65	-----	1,723,452.68
HEA Title IV Financial Guarantees Deposits, Education	No Year		091	6193	000	232,853,580.46	-----	-----	29,004,041.99	-----	203,849,538.47
Advances Without Orders from Non-Federal Sources, Education	No Year		091	6500	000	670,276.48	-----	-----	63,544.87	-----	606,731.61
Small Escrow Amounts, Education	No Year		091	6501	000	3,183,575.78	-----	-----	2,938,400.33	-----	245,175.45
Total, Department of Education						238,519,724.05	-----	-----	32,094,825.84	-----	206,424,898.21
Department of Energy											
Unclaimed Money Due Creditors of Contractors with the United States Under Cost-Plus-A-Fixed-Fee Contracts, Departmental Operations, Energy	No Year		089	6090	000	951,917.84	-----	-----	18,262.91	-----	933,654.93
WAPA Passthrough Collections for Non-Federal Power, Energy	No Year		089	6194	000	6,856,364.65	-----	-----	578,059.81	-----	6,278,304.84
Withheld State and Local Taxes, Energy	No Year		089	6275	000	4,048,570.42	-----	-----	-297,232.55	-----	4,345,802.97
Other Federal Payroll Withholding, Allotments, Energy	No Year		089	6276	000	138,563.31	-----	-----	-43,031.21	-----	181,594.52
Fees Paid Under Protest (FERC), Energy	No Year		089	6430	000	1,177,302.78	-----	-----	-2,620,401.03	-----	3,797,703.81
Advances Without Orders from Non-Federal Sources	No Year		089	6500	000	89,427,316.59	-----	-----	8,769,442.49	-----	80,657,874.10
Small Escrow Amounts	No Year		089	6501	000	178,176.51	-----	-----	54,049.41	-----	124,127.10
Total, Department of Energy						102,778,212.10	-----	-----	6,459,149.83	-----	96,319,062.27
Department of Health and Human Services											
Personal Funds and Earnings of Patients, Public Health Service Hospitals, Health Resources and Services Administration	No Year		075	6087	000	3,227.18	-----	-----	-----	-----	3,227.18
Collections of Past-Due Support from Federal Tax Refunds, Administration for Children and Families	No Year		075	6234	000	153,883.39	-----	-----	-6,852,349.95	-----	7,006,233.34
Civil Monetary Penalties Imposed on Nursing Facilities, Centers for Medicare and Medicaid Services, Health and Human Services	No Year		075	6240	000	26,345,780.73	-----	-----	4,629,281.08	-----	21,716,499.65
Withheld State and Local Taxes, Departmental Management	No Year		075	6275	001	33,436,778.17	-----	-----	-2,382,233.94	-----	35,819,012.11
Other Federal Payroll Withholding, Allotments, Departmental Management	No Year		075	6276	001	473,178.96	-----	-----	-47,879,851.21	-----	48,353,030.17
Other Federal Payroll Withholding Allotments, National Institutes	No Year		075	6276	008	-----	-----	-----	-1,430,907.95	-----	1,430,907.95

Footnotes at End of Chapter

Deposit Funds

Appropriation or Fund Account	Account Symbol					Balances, Beginning of Fiscal Year	Appropriations and Other Obligational Authority ¹	Transfers Borrowings and Investment (Net) ²	Outlays (Net)	Balances Withdrawn and Other Transactions ³	Balances, End of Fiscal Year
Title	Period of Availability	ATA	AID	MAIN	SUB						
of Health, Health and Human Services	Subtotal		075	6276		473,178.96			-49,310,759.16		49,783,938.12
Payment to States from Receipts for Child Support, Administration for Children and Families	No Year		075	6288	000	381,861.34	-----	-----	-----	-----	381,861.34
Small Escrow Amounts, Health Care Financing Administration Total, Department of Health and Human Services	No Year		075	6501	005	33,503,569.17	-----	-----	26,633,145.83	-----	6,870,423.34
						94,298,278.94	-----	-----	-27,282,916.14	-----	121,581,195.08
Department of Homeland Security											
Seized Currency, Treasury Forfeiture Fund, Treasury	No Year		020	6511	006	51,181,467.09	-----	-780,091,000.00	-792,640,717.09	-----	63,731,184.18
Unrealized Discount on Investments	No Year		020	6511	911	-1,662,362.87	-----	1,533,100.26	-----	-----	-129,262.61
Investments in US Treasury Securities	No Year		020	6511	971	994,105,362.87	-----	778,557,899.74	-----	-----	1,772,663,262.61
	Subtotal		020	6511		1,043,624,467.09			-792,640,717.09		1,836,265,184.18
Duties Collected for the Virgin Islands Government, United States Customs Service	No Year		070	6157	005	6,442,380.15	-----	-----	2,066,964.14	-----	4,375,416.01
Abandoned or Other Unclaimed Property	No Year		070	6199	000	135,793.53	-----	-----	80,241.85	-----	55,551.68
General Deposits and Payments, Homeland Security	No Year		070	6200	000	64,557,285.49	-----	-----	-4,341,545.42	-----	68,898,830.91
Pay of the United States Coast Guard, Deposit Fund	No Year		070	6270	000	350,000.00	-----	-----	122,875.00	-----	227,125.00
Other Federal Payroll Withholding Allotments (INS)	No Year		070	6276	001	8,012.14	-----	-----	-----	-----	8,012.14
Other Federal Payroll Withholding, Allotments (USCG)	No Year		070	6276	019	34,584.08	-----	-----	-----	-----	34,584.08
	Subtotal		070	6276		42,596.22					42,596.22
Advances Without Orders from Non-Federal Sources (USCS)	No Year		070	6500	005	5,050,561.16	-----	-----	-4,960,787.57	-----	10,011,348.73
Small Escrow Amounts, United States Secret Service, Homeland Security	No Year		070	6501	004	3,653,706.63	-----	-----	609,774.16	-----	3,043,932.47
Small Escrow Amounts (FLETC)	No Year		070	6501	012	1,707,872.98	-----	-----	675,159.39	-----	1,032,713.59
	Subtotal		070	6501		5,361,579.61			1,284,933.55		4,076,646.06
Seized Genuine Cash, U.S. Secret Service, Homeland Security	No Year		070	6511	004	2,154,085.00	-----	-----	28,539.46	-----	2,125,545.54
Customs Programs Escrow, USCS	No Year		070	6512	005	360,111,791.61	-----	-----	-4,416,274.54	-----	364,528,066.15
Deposits of Cash to Secure Immigration Bonds, INS	No Year		070	6697	000	1,807,403,759.00	-----	-----	-57,782,815.00	-----	1,865,186,574.00
Undistributed Interest on U.S. Treasury Bonds or Notes Held as	No Year		070	6698	000	43,982.47	-----	-----	-----	-----	43,982.47

Footnotes at End of Chapter

Deposit Funds

Appropriation or Fund Account Title	Account Symbol				Balances, Beginning of Fiscal Year	Appropriations and Other Obligational Authority ¹	Transfers Borrowings and Investment (Net) ²	Outlays (Net)	Balances Withdrawn and Other Transactions ³	Balances, End of Fiscal Year
	Period of Availability	ATA	AID	MAIN						
Collateral, INS Total, Department of Homeland Security					3,295,278,281.33	-----	-----	-860,558,585.62	-----	4,155,836,866.95
Department of Housing and Urban Development										
Small Escrow Amounts, Federal Housing Administration, Housing and Urban Development	No Year		086	6501	001	-----	-----	1,954,387.91	1,954,387.91	-----
Funds Held Outside the Treasury	No Year		086	6501	921	22,489,796.70	-----	-1,954,387.91	-----	20,535,408.79
	Subtotal		086	6501		22,489,796.70		1,954,387.91		20,535,408.79
Contract Wage Underpayments, Davis-Bacon Act, Housing and Urban Development	No Year		086	6758	000	545,067.16	-----	-----	-1,339,508.17	1,884,575.33
Funds Received from Excess Community Development Block Grant Program Income, Housing and Urban Development	No Year		086	6760	000	14,678,328.78	-----	-----	-6,148,786.11	20,827,114.89
	Subtotal					37,713,192.64		-5,533,906.37		43,247,099.01
Department of the Interior										
Deposit of Revenues Received from Mineral Leases on Lands Withdrawn for Alaskan Native Selection, Office of Natural Resources Revenue, Interior	No Year		014	6029	000	-----	-----	-238,369.52	-296,369.14	57,999.62
Unrealized Discount on Investments	No Year		014	6029	911	-448.57	-----	-3,123.75	-----	-3,572.32
Investments in US Treasury Securities	No Year		014	6029	971	6,041,049.40	-----	241,493.27	-----	6,282,542.67
	Subtotal		014	6029		6,040,600.83		-296,369.14		6,336,969.97
Individual Indian Money, Bureau of Indian Affairs	No Year		014	6039	000	72,926,440.09	-----	-3,111,936.82	26,387,882.85	⁶ 43,426,620.42
Unrealized Discount on Investments	No Year		014	6039	911	54,978.62	-----	-----	-----	54,978.62
Investments in US Treasury Securities	No Year		014	6039	971	63,913,089.80	-----	3,111,936.82	-----	67,025,026.62
	Subtotal		014	6039		136,894,508.51		26,387,882.85		110,506,625.66
Non-Trust Deposits and Bids for Indian Lands and Natural Resources, Bureau of Indian Affairs	No Year		014	6053	000	8,320,008.51	-----	-----	1,021,009.04	7,298,999.47
Deposits of Proceeds of Lands Withdrawn for Native Selection, Bureau of Indian Affairs	No Year		014	6140	000	-----	-----	-977,278.57	-977,278.58	⁶ .01
Unrealized Discount on Investments	No Year		014	6140	911	-174,345.22	-----	-----	-----	-174,345.22
Investments in US Treasury Securities	No Year		014	6140	971	7,656,174.19	-----	977,278.57	-----	8,633,452.76
	Subtotal		014	6140		7,481,828.97		-977,278.58		8,459,107.55
Withheld State and Local Taxes, Office of the Secretary	No Year		014	6275	001	26,935.61	-----	-----	-5,118,130.71	5,145,066.32
Withheld State and Local Taxes, Office of Youth Programs	No Year		014	6275	029	-103,313.73	-----	-----	-----	⁴ -103,313.73

Footnotes at End of Chapter

Deposit Funds

Appropriation or Fund Account	Account Symbol					Balances, Beginning of Fiscal Year	Appropriations and Other Obligational Authority ¹	Transfers Borrowings and Investment (Net) ²	Outlays (Net)	Balances Withdrawn and Other Transactions ³	Balances, End of Fiscal Year
Title	Period of Availability	ATA	AID	MAIN	SUB						
	Subtotal		014	6275		-76,378.12			-5,118,130.71		5,041,752.59
Other Federal Payroll Withholding, Allotments, Office of the Secretary	No Year		014	6276	001	250,188,536.72	-----	-----	13,293,503.35	-----	236,895,033.37
Miscellaneous Unearned Collections, Bureau of Land Management (T) ⁵	No Year		014	6285	000	5,485,642.44	-----	-----	1,092,184.56	-----	4,393,457.88
Advances Without Orders from Non-Federal Sources, Bureau of Reclamation	No Year		014	6500	006	103,771,826.45	-----	-----	-10,969,301.05	-----	114,741,127.50
Advances Without Orders from Non-Federal Sources, U.S. Geological Survey	No Year		014	6500	008	673,088.30	-----	-----	-1,922,755.60	-----	2,595,843.90
Advances Without Orders from Non-Federal Sources, Bureau of Land Management	No Year		014	6500	011	64,675,274.86	-----	-----	-22,242,916.50	-----	86,918,191.36
Advances Without Orders from Non-Federal Sources, Fish and Wildlife Service	No Year		014	6500	016	56,035.24	-----	-----	7,152.79	-----	48,882.45
Advances Without Orders from Non-Federal Sources, Bureau of Ocean Energy Management	No Year		014	6500	019	36,719,429.14	-----	-----	10,659,617.05	-----	26,059,812.09
	Subtotal		014	6500		205,895,653.99			-24,468,203.31		230,363,857.30
Small Escrow Amounts, National Park Service	No Year		014	6501	010	1,232,663.44	-----	-----	-837,710.82	-----	2,070,374.26
Small Escrow Amounts, Fish and Wildlife Service, Interior	No Year		014	6501	016	1,679,699.13	-----	-----	-599,586.29	-----	2,279,285.42
Small Escrow Amounts, Office of Surface Mining	No Year		014	6501	018	1,201,185.12	-----	-----	-721,420.26	-----	1,922,605.38
Small Escrow Amount, Bureau of Indian Affairs	No Year		014	6501	020	2,134,731.72	-----	-----	-698,509.89	-----	2,833,241.61
	Subtotal		014	6501		6,248,279.41			-2,857,227.26		9,105,506.67
Deposits, Outer Continental Shelf Lands Act, Bonus Bids, Office of Natural Resources Revenue, Interior	No Year		014	6705	000	94,392.41	-----	29,726,731.14	29,100,061.97	-----	721,061.58
Unrealized Discount on Investments	No Year		014	6705	911	-40,297.11	-----	40,297.11	-----	-----	-----
Investments in US Treasury Securities	No Year		014	6705	971	29,767,028.25	-----	-29,767,028.25	-----	-----	-----
	Subtotal		014	6705		29,821,123.55			29,100,061.97		721,061.58
Deposits, Alaska National Interest Lands Conservation Act, Bureau of Land Management	No Year		014	6801	000	399,228.19	-----	-----	-13,147.50	-----	412,375.69
Tribal Trust Accounts, Office the Special Trustee for American Indians	No Year		014	6803	000	65,584,095.60	-----	-171,299,603.30	-110,740,974.86	-----	⁶ 5,025,467.16
Unrealized Discount on Investments	No Year		014	6803	911	4,292,644.14	-----	-----	-----	-----	4,292,644.14
Investments in US Treasury Securities	No Year		014	6803	971	-6,535,295,143.92	-----	171,299,603.30	-----	-----	-6,363,995,540.62

Footnotes at End of Chapter

Deposit Funds

Appropriation or Fund Account	Account Symbol					Balances, Beginning of Fiscal Year	Appropriations and Other Obligational Authority ¹	Transfers Borrowings and Investment (Net) ²	Outlays (Net)	Balances Withdrawn and Other Transactions ³	Balances, End of Fiscal Year
Title	Period of Availability	ATA	AID	MAIN	SUB						
	Subtotal		014	6803		-6,465,418,404.18			-110,740,974.86		-6,354,677,429.32
Suspense, Office of Youth Programs	No Year		014	6875	029	-28,996.17	-----	-----	-----	-----	⁴ -28,996.17
Total, Department of the Interior						-5,808,748,367.35	-----	-----	-73,576,689.59	-----	-5,735,171,677.76
Department of Justice											
War Claims Fund, Foreign Claims Settlement Commission (T), Justice ⁵	No Year		015	6078	000	184,014.96	-----	-----	-----	-----	184,014.96
Transfer To:											
Treasury	No Year	020	015	6078	000	24,082.52	-----	-----	-----	-----	24,082.52
	Subtotal		015	6078		208,097.48					208,097.48
Alien Property Fund, World War II (T) ⁵	No Year		015	6084	000	351,748.18	-----	-----	-----	-----	351,748.18
Funds of Federal Prisoners (T), Justice ⁵	No Year		015	6085	000	80,792,593.14	-----	-----	-18,944,268.49	-----	99,736,861.63
Withheld State and Local Taxes, General Legal Activities	No Year		015	6275	001	50,471,070.83	-----	-----	-20,264,841.25	-----	70,735,912.08
Withheld State and Local Taxes, Federal Prison System	No Year		015	6275	010	84,613.23	-----	-----	-19,608.35	-----	104,221.58
Withheld State and Local Taxes, Drug Enforcement Administration	No Year		015	6275	011	3,403,481.90	-----	-----	-295,420.33	-----	3,698,902.23
	Subtotal		015	6275		53,959,165.96			-20,579,869.93		74,539,035.89
Other Federal Payroll Withholding, Allotments, General Legal Activities	No Year		015	6276	001	-49,302,216.05	-----	-----	20,442,573.12	-----	⁴ -69,744,789.17
Small Escrow Amounts, United States Marshals Service	No Year		015	6501	018	6,797.16	-----	-----	-----	-----	6,797.16
Seized Assets Fund, Justice	No Year		015	6874	000	2,255,494,500.59	-----	-1,030,000,000.00	73,420,408.26	-----	1,152,074,092.33
Unrealized Discount on Investments	No Year		015	6874	911	-4,121,816.92	-----	42,821.25	-----	-----	-4,078,995.67
Investments in US Treasury Securities	No Year		015	6874	971	154,121,816.92	-----	1,029,957,178.75	-----	-----	1,184,078,995.67
	Subtotal		015	6874		2,405,494,500.59			73,420,408.26		2,332,074,092.33
Fees and Other Collections, United States Marshals Service	No Year		015	6876	018	15,543,934.71	-----	-----	8,597,036.87	-----	6,946,897.84
Total, Department of Justice						2,507,054,621.17	-----	-----	62,935,879.83	-----	2,444,118,741.34
Department of Labor											
Wages of Employees of Contractors, Wage and Hour Division, Labor	No Year		016	6022	000	5,193,576.01	-----	-----	-383.15	-----	5,193,959.16
Small Escrow Amounts, Employment and Training Administration,	No Year		016	6501	003	692,336.13	-----	-----	-----	-----	692,336.13

Footnotes at End of Chapter

Deposit Funds

Appropriation or Fund Account Title	Account Symbol					Balances, Beginning of Fiscal Year	Appropriations and Other Obligational Authority ¹	Transfers Borrowings and Investment (Net) ²	Outlays (Net)	Balances Withdrawn and Other Transactions ³	Balances, End of Fiscal Year
	Period of Availability	ATA	AID	MAIN	SUB						
Labor											
Small Escrow Amounts, Office of the Assistant Secretary, Labor	No Year		016	6501	014	4,739.29	-----	-----	-----	-----	4,739.29
Subtotal			016	6501		697,075.42					697,075.42
Wage and Hour and Public Contracts Restitution Fund, Labor	No Year		016	6507	000	173,260,385.15	-----	-1,735.96	3,709,572.02	-----	169,549,077.17
Unrealized Discount on Investments	No Year		016	6507	911	-341.15	-----	327.70	-----	-----	-13.45
Investments in US Treasury Securities	No Year		016	6507	971	207,333.02	-----	1,408.26	-----	-----	208,741.28
Subtotal			016	6507		173,467,377.02			3,709,572.02		169,757,805.00
Back Wage Restitution Fund, Employment Standards Administration	No Year		016	6508	000	3,329,965.56	-----	-----	-356,170.13	-----	3,686,135.69
Total, Department of Labor						182,687,994.01	-----	-----	3,353,018.74	-----	179,334,975.27
Department of State											
Deposit of Severance Reserves, State	No Year		019	6036	000	2,003,161.11	-----	-----	-----	-----	2,003,161.11
Deposit Fund, United Nations Compensation Commission Claims, State	No Year		019	6037	000	1,284,205.85	-----	-----	-----	-----	1,284,205.85
Resolution of Iraqi Claims, State	No Year		019	6038	000	50,000.00	-----	-----	-----	-----	50,000.00
Employees' Payroll Allotment Account, United States Savings Bonds, State	No Year		019	6050	000	691,605.70	-----	-----	-----	-----	691,605.70
Proceeds from Estates of American Citizens Who Die Abroad, State	No Year		019	6066	000	70,855.88	-----	-----	2,794.32	-----	68,061.56
Employee and Employer Contributions, Foreign Government Social Security and Related Programs, State	No Year		019	6130	000	22,985,576.95	-----	-----	-8,610,904.78	-----	31,596,481.73
Payment of Unclaimed Moneys, State (T) ⁵	No Year		019	6133	000	1,333,437.71	-----	-----	706.46	-----	1,332,731.25
Bosnia Federation Defense Fund -- Saudi Arabia, United Arab Emirates, Kuwait, Et Al, State	No Year		019	6166	000	3,077,622.25	-----	-----	-----	-----	3,077,622.25
Bosnia Federation - General Contract Account, State	No Year		019	6166	008	-2,556,602.82	-----	-----	-----	-----	⁴ -2,556,602.82
Funds of Bosnia Federation for Training and Equipment, State	No Year		019	6166	009	-477,912.64	-----	-----	-----	-----	⁴ -477,912.64
Subtotal			019	6166		43,106.79					43,106.79
Settlement of Claims Against Libya, State	No Year		019	6224	000	4,603.95	-----	-----	-----	-----	4,603.95
Saudi Arabian Critical Infrastructure Protection Fund, State	No Year		019	6225	000	72,610,941.16	-----	-----	65,472,641.77	-----	7,138,299.39
France Holocaust Deportation Claims Settlement Fund, State	No Year		019	6226	000	2,421,015.95	-----	-----	865,012.50	-----	1,556,003.45
Belgium Pension Claims Settlement Fund, State	No Year		019	6227	000	179,539.07	-----	-----	-----	-----	179,539.07

Footnotes at End of Chapter

Deposit Funds

Appropriation or Fund Account Title	Account Symbol					Balances, Beginning of Fiscal Year	Appropriations and Other Obligational Authority ¹	Transfers Borrowings and Investment (Net) ²	Outlays (Net)	Balances Withdrawn and Other Transactions ³	Balances, End of Fiscal Year
	Period of Availability	ATA	AID	MAIN	SUB						
Other Federal Payroll Withholding, Allotments, State	No Year		019	6276	000	12,406,879.80	-----	-----	-6,209,783.03	-----	18,616,662.83
General Deposits, State	No Year		019	6755	000	2,990,063.28	-----	-----	-33,109,677.42	-----	36,099,740.70
Unearned Passport and Application Fees, State (T) ⁵	No Year		019	6807	000	5,559.32	-----	-----	-----	-----	5,559.32
Suspense Deposits Abroad, State	No Year		019	6809	000	8,094,537.15	-----	-----	-5,079,422.44	-----	13,173,959.59
Accounts Payable, Check Issue Underdrafts, State	No Year		019	6999	000	.90	-----	-----	-----	-----	.90
Total, Department of State						127,175,090.57	-----	-----	13,331,367.38	-----	113,843,723.19
Department of Transportation											
Unrealized Discount on Investments	No Year		069	6012	911	-6,461.20	-----	-----	-----	-----	-6,461.20
Investments in US Treasury Securities	No Year		069	6012	971	356,000.00	-----	-----	-----	-----	356,000.00
Subtotal			069	6012		349,538.80					349,538.80
Maritime Guaranteed Loan Escrow Fund, Maritime Administration, Transportation	No Year		069	6040	000	5,463,329.59	-----	15,610,095.00	20,012,583.23	-----	1,060,841.36
Unrealized Discount on Investments	No Year		069	6040	911	-261,207.00	-----	257,362.59	-----	-----	-3,844.41
Investments in US Treasury Securities	No Year		069	6040	971	21,626,461.00	-----	-15,867,457.59	-----	-----	5,759,003.41
Subtotal			069	6040		26,828,583.59			20,012,583.23		6,816,000.36
Withheld State and Local Taxes, Federal Aviation Administration	No Year		069	6275	013	28.20	-----	-----	-----	-----	28.20
Other Federal Payroll Withholding, Allotments, Office of the Secretary	No Year		069	6276	001	-4,296,062.44	-----	-----	-1,949,371.92	-----	⁴ -2,346,690.52
Other Federal Payroll Withholding, Allotments, Federal Highway Administration	No Year		069	6276	005	21,452,028.47	-----	-----	20,789,691.75	-----	662,336.72
Other Federal Payroll Withholding, Allotments, National Highway Traffic Safety Administration	No Year		069	6276	006	1,275.78	-----	-----	-74,795.81	-----	76,071.59
Other Federal Payroll Withholding, Allotments, Federal Railroad Administration	No Year		069	6276	007	133,206.68	-----	-----	98,147.00	-----	35,059.68
Other Federal Payroll Withholding, Allotments, Transportation Systems Center	No Year		069	6276	009	260.34	-----	-----	109.64	-----	150.70
Other Federal Payroll Withholding, Allotments, Federal Transit Administration	No Year		069	6276	011	21,731.25	-----	-----	1,731.15	-----	20,000.10
Other Federal Payroll Withholding, Allotments, Federal Aviation Administration	No Year		069	6276	013	-2,362,817.31	-----	-----	-2,572,144.40	-----	209,327.09
Other Federal Payroll Withholding, Allotments, Pipeline and	No Year		069	6276	014	67,716.52	-----	-----	7,522.47	-----	60,194.05

Footnotes at End of Chapter

Deposit Funds

Appropriation or Fund Account Title	Account Symbol					Balances, Beginning of Fiscal Year	Appropriations and Other Obligational Authority ¹	Transfers Borrowings and Investment (Net) ²	Outlays (Net)	Balances Withdrawn and Other Transactions ³	Balances, End of Fiscal Year
	Period of Availability	ATA	AID	MAIN	SUB						
Hazardous Materials Safety Administration, Transportation											
Other Federal Payroll Withholding, Allotments Maritime Administration	No Year		069	6276	017	248,778.01	-----	-----	-3,650.20	-----	252,428.21
Other Federal Payroll Withholdings, Allotments, Federal Motor Carrier Safety Administration	No Year		069	6276	026	241,447.94	-----	-----	7,735.54	-----	233,712.40
Other Federal Payroll Withholding, Allotments, Transportation Security Administration	No Year		069	6276	030	35,000.94	-----	-----	-2,073.75	-----	37,074.69
Subtotal			069	6276		15,542,566.18			16,302,901.47		-760,335.29
Advances Without Orders from Non-Federal Sources, Federal Aviation Administration, Transportation	No Year		069	6500	013	-----	-----	-----	-540,205.58	-----	540,205.58
Unearned Fees for Registration and Recordation of Aircraft, Federal Aviation Administration, (T) Transportation ⁵	No Year		069	6548	000	-393,912.94	-----	-----	-----	-----	-393,912.94
Unearned Copying Fees, Federal Aviation Administration (T), Transportation ⁵	No Year		069	6551	000	900,905.98	-----	-----	-205.80	-----	901,111.78
Proceeds from Sale of Surplus Property, Federal Aviation Administration, Transportation	No Year		069	6887	000	52,548.64	-----	-----	-----	-----	52,548.64
Total, Department of Transportation						43,280,258.45	-----	-----	35,775,073.32	-----	7,505,185.13
Department of the Treasury											
Proceeds and Payment of Certain Unpaid Checks, Treasury	No Year		020	6045	000	17,795,498.43	-----	-----	-125,021.78	-----	17,920,520.21
Proceeds of Withheld Foreign Checks, Treasury	No Year		020	6048	000	1,459.85	-----	-----	-----	-----	1,459.85
Debt Management Operations, Treasury	No Year		020	6092	000	8,509,540.70	-----	-----	3,554,074.52	-----	4,955,466.18
Albanian Claims Fund, Treasury (T) ⁵	No Year		020	6104	000	-----	-----	-6,930.19	-6,930.19	-----	-----
Unrealized Discount on Investments	No Year		020	6104	911	-300.63	-----	292.20	-----	-----	-8.43
Investments in US Treasury Securities	No Year		020	6104	971	957,330.66	-----	6,637.99	-----	-----	963,968.65
Subtotal			020	6104		957,030.03			-6,930.19		963,960.22
Payment of Unclaimed Moneys, Treasury	No Year		020	6133	000	803,107,142.79	-----	-----	-52,319,677.62	-----	855,426,820.41
Proceeds and Payments of Enrollee's Share of the Health Coverage Tax Credit, Internal Revenue Service, Treasury	No Year		020	6163	000	80,675.91	-----	-----	15,605.19	-----	65,070.72
Applied Deposits for Program Support Fiscal Service, Treasury	No Year		020	6172	000	200,568.25	-----	-----	106,318.08	-----	⁶ 94,250.17
Collections, Regional Support Activities, Deposit Fund, Treasury	No Year		020	6173	000	-----	-----	-----	-96,242,899.20	-----	96,242,899.20
Proceeds and Collections, Regional Deposit Fund Account, Treasury	No Year		020	6177	000	5,826,258.57	-----	-----	-244,024.34	-----	⁶ 6,070,282.91

Footnotes at End of Chapter

Deposit Funds

Appropriation or Fund Account Title	Account Symbol				Balances, Beginning of Fiscal Year	Appropriations and Other Obligational Authority ¹	Transfers Borrowings and Investment (Net) ²	Outlays (Net)	Balances Withdrawn and Other Transactions ³	Balances, End of Fiscal Year
	Period of Availability	ATA	AID	MAIN						
Fiscal Service Support, General Deposits, Treasury	No Year		020	6179	000	2,179,173,714.04	-----	-----	-408,934,702.78	⁶ 2,588,108,416.82
Treasury Control System Reversals	No Year		020	6182	000	1,434,362.91	-----	-----	1,030,268.05	⁶ 404,094.86
Financial Services, Unknown Deposits and Refunds, Treasury	No Year		020	6186	000	4,090,203.44	-----	-----	2,089,661.70	⁶ 2,000,541.74
General Deposits, Administrative Management Division, Bureau of the Fiscal Service, Treasury	No Year		020	6187	000	3,549,303,501.04	-----	-----	-249,068,157.05	⁶ 3,798,371,658.09
Iraq Claims Settlement Fund, Treasury	No Year		020	6210	000	-----	-----	108,557,109.86	108,346,152.58	210,957.28
Investments in US Treasury Securities	No Year		020	6210	971	108,557,109.86	-----	-108,557,109.86	-----	-----
Subtotal			020	6210		108,557,109.86			108,346,152.58	210,957.28
Libyan Claims Settlement Fund - Department of State December 2008 Referral, Bureau of the Fiscal Service, Treasury	No Year		020	6309	000	137,713.27	-----	-----	137,713.27	-----
Kennedy Center Revenue Bond Sinking Fund, Treasury	No Year		020	6311	000	-----	-----	-464,909.13	-464,909.13	-----
Unrealized Discount on Investments	No Year		020	6311	911	-36.64	-----	-----	-----	-36.64
Investments in US Treasury Securities	No Year		020	6311	971	17,994,428.04	-----	464,909.13	-----	18,459,337.17
Subtotal			020	6311		17,994,391.40		-464,909.13	-----	18,459,300.53
Iranian Claims Settlement Fund, Treasury (T) ⁵	No Year		020	6312	000	-----	-----	-1,232.02	-1,232.02	-----
Unrealized Discount on Investments	No Year		020	6312	911	-53.44	-----	51.94	-----	-1.50
Investments in US Treasury Securities	No Year		020	6312	971	170,185.26	-----	1,180.08	-----	171,365.34
Subtotal			020	6312		170,131.82		-1,232.02	-----	171,363.84
German Democratic Republic Settlement Fund, Treasury (T) ⁵	No Year		020	6314	000	-----	-----	-11,381.97	-11,381.97	-----
Unrealized Discount on Investments	No Year		020	6314	911	-493.75	-----	479.90	-----	-13.85
Investments in US Treasury Securities	No Year		020	6314	971	1,572,290.32	-----	10,902.07	-----	1,583,192.39
Subtotal			020	6314		1,571,796.57		-11,381.97	-----	1,583,178.54
Vietnam Claims Fund, Bureau of Fiscal Service, Treasury (T) ⁵	No Year		020	6315	000	-----	-----	-536.47	-536.47	-----
Unrealized Discount on Investments	No Year		020	6315	911	-23.27	-----	22.62	-----	-.65
Investments in US Treasury Securities	No Year		020	6315	971	74,108.87	-----	513.85	-----	74,622.72
Subtotal			020	6315		74,085.60		-536.47	-----	74,622.07
Belize Escrow, Debt Reduction, Treasury	No Year		020	6317	001	-----	-----	-18,049.64	-18,049.64	-----
Unrealized Discount on Investments	No Year		020	6317	911	-10,879.44	-----	10,180.52	-----	-698.92
Investments in US Treasury Securities	No Year		020	6317	971	913,790.99	-----	7,869.12	-----	921,660.11

Footnotes at End of Chapter

Deposit Funds

Appropriation or Fund Account	Account Symbol					Balances, Beginning of Fiscal Year	Appropriations and Other Obligational Authority ¹	Transfers Borrowings and Investment (Net) ²	Outlays (Net)	Balances Withdrawn and Other Transactions ³	Balances, End of Fiscal Year
Title	Period of Availability	ATA	AID	MAIN	SUB						
	Subtotal		020	6317		902,911.55			-18,049.64		920,961.19
General Refunds and Collections Applied, Treasury	No Year		020	6321	000	16,215,609.29	-----	-----	-8,996,362.73	-----	⁶ 25,211,972.02
Payment Services Division, Bureau of the Fiscal Service, Treasury	No Year		020	6352	000	677,529,421.69	-----	-----	-190,324,063.85	-----	⁶ 867,853,485.54
Miscellaneous Collections, Management Activities, Deposit Fund, Treasury	No Year		020	6388	000	37,962,934.66	-----	-----	-314,355,193.51	-----	⁶ 352,318,128.17
Advances Without Orders from Non-Federal Sources, Internal Revenue Service	No Year		020	6500	009	313,052.11	-----	-----	-257,095.26	-----	570,147.37
Advances Without Orders from Non-Federal Sources, Bureau of the Mint, Treasury	No Year		020	6500	016	30,453.67	-----	-----	-----	-----	30,453.67
	Subtotal		020	6500		343,505.78			-257,095.26		600,601.04
Escrow Amounts, Bureau of the Fiscal Service, Treasury	No Year		020	6501	018	199,874.58	-----	-----	-482,137.79	-----	682,012.37
Mutilated Currency Claims Fund, Bureau of Engraving and Printing, Treasury	No Year		020	6513	013	6,157,584.50	-----	-----	-2,285,606.00	-----	8,443,190.50
General Deposits, Bureau of the Fiscal Service, Treasury	No Year		020	6549	000	250,128,711.07	-----	-----	172,349,740.69	-----	⁶ 77,778,970.38
Funds Held Outside the Treasury	No Year		020	6549	921	-3,392,152.62	-----	-----	-----	-----	-3,392,152.62
	Subtotal		020	6549		246,736,558.45			172,349,740.69		74,386,817.76
Proceeds for Unfunding Certain Foreign Exchange Accounts, Treasury	No Year		020	6701	000	7,752,590.00	-----	-----	986,735.00	-----	6,765,855.00
Small Difference Account for Deposit and Check Adjustments, Bureau of the Fiscal Service, Treasury	No Year		020	6720	000	686,738.08	-----	-----	-97.52	-----	686,835.60
Offsetting Collections and Applied Refunds, Treasury	No Year		020	6722	000	1,382,740.07	-----	-----	-529,915.16	-----	⁶ 1,912,655.23
Internal Revenue Collections for Northern Mariana Islands, Treasury	No Year		020	6737	000	327,995.00	-----	-----	327,995.00	-----	-----
Coverover Withholdings - U.S. Virgin Islands, Treasury	No Year		020	6738	000	18,539,380.51	-----	-----	2,286,324.00	-----	16,253,056.51
Coverover Withholdings - American Samoa, Treasury	No Year		020	6741	000	1,109,711.59	-----	-----	335,310.59	-----	774,401.00
Public Debt - Accounts Payable, Accounts Receivable and Misc. Transactions, Treasury	No Year		020	6822	051	12,919,210.31	-----	-----	-3,045,942.14	-----	15,965,152.45
Proceeds and Refunds Financial Services Division, Treasury	No Year		020	6828	000	198,710,537.66	-----	-----	-26,436,809.68	-----	⁶ 225,147,347.34
Unapplied Collections, Internal Revenue Service, Treasury	No Year		020	6879	009	35,406,766.99	-----	-----	2,895,889.90	-----	32,510,877.09
Unapplied Collections, Bureau of Alcohol, Tobacco, and Firearms,	No Year		020	6879	010	14,915,888.30	-----	-----	-1,910,817.61	-----	16,826,705.91

Footnotes at End of Chapter

Deposit Funds

Appropriation or Fund Account	Account Symbol					Balances, Beginning of Fiscal Year	Appropriations and Other Obligational Authority ¹	Transfers Borrowings and Investment (Net) ²	Outlays (Net)	Balances Withdrawn and Other Transactions ³	Balances, End of Fiscal Year
Title	Period of Availability	ATA	AID	MAIN	SUB						
Treasury	Subtotal		020	6879		50,322,655.29			985,072.29		49,337,583.00
Accounts Payable, Check Issue Underdrafts, Treasury	No Year		020	6999	000	54,902.02	-----	-----	-----	-----	54,902.02
Total, Department of the Treasury						7,976,840,045.51	-----	-----	-1,061,599,774.87	-----	9,038,439,820.38
Department of Veterans Affairs											
Personal Funds of Patients, Veterans Affairs	No Year		036	6020	000	10,347,302.21	-----	-----	-8,543,879.45	-----	18,891,181.66
Withheld State and Local Taxes, Veterans Administration	No Year		036	6275	000	94,909,328.62	-----	-----	-7,869,544.99	-----	102,778,873.61
Other Federal Payroll Withholding, Allotments, Veterans Affairs	No Year		036	6276	000	47,030.92	-----	-----	215,654.18	-----	⁴ -168,623.26
All Other Payroll Withholdings, Veterans Affairs	No Year		036	6278	000	4,040,686.77	-----	-----	-2,278,697.42	-----	6,319,384.19
Deductions from Veterans Benefits Payments, Veterans Affairs	No Year		036	6279	000	78,303,098.18	-----	-----	-20,394,940.95	-----	98,698,039.13
Small Escrow Amounts, Veterans Affairs	No Year		036	6501	000	4,083,911.96	-----	-----	3,111,681.86	-----	972,230.10
Total, Department of Veterans Affairs						191,731,358.66	-----	-----	-35,759,726.77	-----	227,491,085.43
Corps of Engineers											
Advances from District of Columbia, Corps of Engineers, Civil	No Year		096	6094	000	75,712,594.94	-----	-----	1,443,287.01	-----	⁶ 74,269,307.93
Advances Without Orders from Non-Federal Sources, Corps of Engineers	No Year		096	6500	000	5,649,010.10	-----	-----	-34,577.73	-----	5,683,587.83
Small Escrow Amounts, Corps of Engineers	No Year		096	6501	000	25,846,898.59	-----	-----	13,474,541.65	-----	12,372,356.94
Total, Corps of Engineers						107,208,503.63	-----	-----	14,883,250.93	-----	92,325,252.70
Environmental Protection Agency											
Employees' Payroll Allotment Account, United States Savings Bonds, Environmental Protection Agency	No Year		068	6050	000	271,040.90	-----	-----	-----	-----	271,040.90
Fees for Ocean Dumping, Environmental Protection Agency	No Year		068	6264	000	256,179.22	-----	-----	-----	-----	256,179.22
Nonconformance Penalties, Environmental Protection Agency	No Year		068	6265	000	87,946.10	-----	-----	-----	-----	87,946.10
Clean Air Allowance Auction and Sale, Environmental Protection Agency	No Year		068	6266	000	1,049.18	-----	-----	-401.78	-----	1,450.96
Withheld State and Local Taxes, Environmental Protection Agency	No Year		068	6275	000	3,200,791.49	-----	-----	-----	-----	3,200,791.49
Other Federal Payroll Withholding, Allotments, Environmental	No Year		068	6276	000	-270,546.07	-----	-----	-----	-----	⁴ -270,546.07

Footnotes at End of Chapter

Deposit Funds

Appropriation or Fund Account Title	Account Symbol				Balances, Beginning of Fiscal Year	Appropriations and Other Obligational Authority ¹	Transfers Borrowings and Investment (Net) ²	Outlays (Net)	Balances Withdrawn and Other Transactions ³	Balances, End of Fiscal Year
	Period of Availability	ATA	AID	MAIN						
Protection Agency										
Advances Without Orders from Non-Federal Sources, Environmental Protection Agency	No Year		068	6500	000	-319.44	-----	-12,016.00	-----	11,696.56
Total, Environmental Protection Agency						3,546,141.38	-----	-12,417.78	-----	3,558,559.16
Executive Office of the President										
Withheld State and Local Taxes, White House Office	No Year		011	6275	001	930,015.75	-----	3,334.98	-----	926,680.77
Total, Executive Office of the President						930,015.75	-----	3,334.98	-----	926,680.77
General Services Administration										
Withheld State and Local Taxes, General Services Administration	No Year		047	6275	000	497,792.32	-----	9,370.26	-----	488,422.06
Advances Without Orders from Non-Federal Sources, General Services Administration	No Year		047	6500	000	1,176,049.16	-----	703,349.41	-----	472,699.75
Small Escrow Amounts, General Services Administration	No Year		047	6501	000	8,035,664.99	-----	-552,525.81	-----	8,588,190.80
Proceeds from Sale of Surplus Property, General Services Administration	No Year		047	6887	000	9,915,303.81	-----	-8,395,819.43	-----	18,311,123.24
Total, General Services Administration						19,624,810.28	-----	-8,235,625.57	-----	27,860,435.85
International Assistance Programs										
International Security Assistance										
Security Assistance and International Programs, Deposit Account	No Year		011	6147	000	16,294,894.50	-----	1,472,264.71	-----	⁶ 14,822,629.79
Agency for International Development										
Advances Without Orders from Non-Federal Sources, Agency for International Development	No Year		072	6500	000	132,879.41	-----	-----	-----	132,879.41
Suspense, Deposits Abroad, Agency for International Development	No Year		072	6809	000	-23,785,413.99	-----	-1,144,967.35	-----	⁴ -22,640,446.64
Suspense, Agency for International Development	No Year		072	6875	000	2,528,402.47	-----	-----	-----	2,528,402.47
Total, Agency for International Development						-21,124,132.11	-----	-1,144,967.35	-----	-19,979,164.76
Overseas Private Investment Corporation										
Withheld State and Local Taxes, United States International	No Year		071	6275	000	9,564.84	-----	9,564.84	-----	-----

Footnotes at End of Chapter

Deposit Funds

Appropriation or Fund Account	Account Symbol					Balances, Beginning of Fiscal Year	Appropriations and Other Obligational Authority ¹	Transfers Borrowings and Investment (Net) ²	Outlays (Net)	Balances Withdrawn and Other Transactions ³	Balances, End of Fiscal Year
Title	Period of Availability	ATA	AID	MAIN	SUB						
Development Finance Corporation											
Peace Corps											
Readjustment Allowances, Peace Corps	No Year		011	6016	000	27,454,770.49	-----	-----	27,468,720.88	-----	⁴ -13,950.39
Total, International Assistance Programs						22,635,097.72	-----	-----	27,805,583.08	-----	-5,170,485.36
National Aeronautics and Space Administration											
Advances Without Orders from Non-Federal Sources, National Aeronautics Space	No Year		080	6500	000	21,202,035.55	-----	-----	-12,203,040.96	-----	33,405,076.51
Total, National Aeronautics and Space Administration						21,202,035.55	-----	-----	-12,203,040.96	-----	33,405,076.51
Social Security Administration											
Proceeds of Supplemental Security Income Checks Unnegotiated for 180 Days/Six Months, Pending Distribution	No Year		028	6239	000	16,781,119.11	-----	-----	-19,925.25	-----	16,801,044.36
State Supplemental Security Income Payments, Social Security Administration	No Year		028	6504	000	24,227,076.16	-----	-----	-4,639,176.32	-----	28,866,252.48
Payments for Information Furnished by the Department of Health and Human Services, Social Security Administration	No Year		028	6724	000	1,255,156.36	-----	-----	-----	-----	1,255,156.36
Total, Social Security Administration						42,263,351.63	-----	-----	-4,659,101.57	-----	46,922,453.20
Independent Agencies											
Broadcasting Board of Governors											
Withheld State and Local Taxes, United States Agency for Global Media	No Year		514	6275	068	369,734.07	-----	-----	1,555.45	-----	368,178.62
Other Federal Payroll Withholding, Allotments, Broadcasting Board of Governors	No Year		514	6276	068	2,596,394.67	-----	-----	19,982.43	-----	2,576,412.24
Total, Broadcasting Board of Governors						2,966,128.74	-----	-----	21,537.88	-----	2,944,590.86
Bureau of Consumer Financial Protection											
Legal or Equitable Relief, Bureau of Consumer Financial Protection	No Year		581	6027	000	29,110,291.34	-----	-----	-13,183,579.97	-----	42,293,871.31
Central Intelligence Agency											
Interagency Transfers and Payments, Central Intelligence Agency	No Year		056	6142	000	160,995,164.16	-----	-----	58,356,802.10	-----	⁶ 102,638,362.06
Gifts, Central Intelligence Agency	No Year		056	6146	000	88,450.00	-----	-----	-----	-----	88,450.00

Footnotes at End of Chapter

Deposit Funds

Appropriation or Fund Account	Account Symbol					Balances, Beginning of Fiscal Year	Appropriations and Other Obligational Authority ¹	Transfers Borrowings and Investment (Net) ²	Outlays (Net)	Balances Withdrawn and Other Transactions ³	Balances, End of Fiscal Year
Title	Period of Availability	ATA	AID	MAIN	SUB						
Total, Central Intelligence Agency						161,083,614.16	-----	-----	58,356,802.10	-----	102,726,812.06
Commodity Futures Trading Commission											
Fees and Other Charges, Commodity Futures Trading Commission						445,753.91	-----	-----	-68,271.03	-----	514,024.94
Corporation for National and Community Service											
Stipends, Corporation for National and Community Service						2,755,980.64	-----	-----	887,989.25	-----	1,867,991.39
Other Federal Payroll Withholding Allotments, Corporation for National and Community Service						303,260.98	-----	-----	1,211.20	-----	302,049.78
Total, Corporation for National and Community Service						3,059,241.62	-----	-----	889,200.45	-----	2,170,041.17
Denali Commission											
Small Escrow Amounts, Denali Commission						446,103.98	-----	-----	-----	-----	446,103.98
District of Columbia											
Revenues and Outlays, Treasurer, District of Columbia						-239.35	-----	-----	-----	-----	⁴ -239.35
Revenues and Outlays, Unemployment Compensation Board, District of Columbia						4,763,809.63	-----	-----	-----	-----	4,763,809.63
Subtotal						4,763,570.28					4,763,570.28
Total, District of Columbia						4,763,570.28	-----	-----	-----	-----	4,763,570.28
Equal Employment Opportunity Commission											
Advances Without Orders from Non-Federal Sources, Equal Employment Opportunity Commission						1,930.50	-----	-----	-----	-----	1,930.50
Small Escrow Amounts, Equal Employment Opportunity						54,666.90	-----	-----	34.35	-----	54,632.55
Total, Equal Employment Opportunity Commission						56,597.40	-----	-----	34.35	-----	56,563.05
Federal Communications Commission											
International Telecommunication Settlements						-40,160.34	-----	-----	-138,511.56	-----	98,351.22
Fees, Suspense, Federal Communications Commission						6,108,388,557.85	-----	-----	-4,587,224,447.76	-----	10,695,613,005.61

Footnotes at End of Chapter

Deposit Funds

Appropriation or Fund Account Title	Account Symbol					Balances, Beginning of Fiscal Year	Appropriations and Other Obligational Authority ¹	Transfers Borrowings and Investment (Net) ²	Outlays (Net)	Balances Withdrawn and Other Transactions ³	Balances, End of Fiscal Year
	Period of Availability	ATA	AID	MAIN	SUB						
Total, Federal Communications Commission						6,108,348,397.51	-----	-----	-4,587,362,959.32	-----	10,695,711,356.83
Federal Election Commission											
Employees' Payroll Allotment Account, United States Savings Bonds, Federal Election Commission	No Year		360	6050	016	-132.45	-----	-----	-----	-----	⁴ -132.45
Federal Retirement Thrift Investment Board											
Thrift Savings Fund, Federal Retirement Thrift Investment Board	No Year		026	6153	000	-209,169,386.54	-----	-43,737,275,372.96	-43,724,604,713.73	-----	^{4,6} 221,840,045.77
Investments in US Treasury Securities	No Year		026	6153	971	243,357,273,647.78	-----	43,737,275,372.96	-----	-----	287,094,549,020.74
	Subtotal		026	6153		243,148,104,261.24			-43,724,604,713.73		286,872,708,974.97
Total, Federal Retirement Thrift Investment Board						243,148,104,261.24	-----	-----	-43,724,604,713.73	-----	286,872,708,974.97
Federal Trade Commission											
FTC Consumer Redress Escrow, Federal Trade Commission	No Year		029	6013	000	265,432,011.40	-----	-----	-411,677,155.81	-----	677,109,167.21
Intelligence Community Management Account											
Foreign Broadcast Information Service	No Year		467	6167	000	87,431,815.41	-----	-87,659,940.56	-461,838,664.94	-----	⁶ 461,610,539.79
Unrealized Discount on Investments	No Year		467	6167	911	-2,585,141.04	-----	2,585,141.04	-----	-----	-----
Investments in US Treasury Securities	No Year		467	6167	971	867,643,198.88	-----	85,074,799.52	-----	-----	952,717,998.40
	Subtotal		467	6167		952,489,873.25			-461,838,664.94		1,414,328,538.19
Intra-Governmental Transaction Center, Intelligence Community Management Account	No Year		467	6169	000	35,870,533.68	-----	-----	15,526,653.53	-----	⁶ 20,343,880.15
Intelligence Community Deposit Fund, Intelligence Community Management Account	No Year		467	6170	000	536,648,557.19	-----	-----	-111,748,371.42	-----	⁶ 648,396,928.61
Total, Intelligence Community Management Account						1,525,008,964.12	-----	-----	-558,060,382.83	-----	2,083,069,346.95
International Trade Commission											
Temporary Relief Bonds Receipts, International Trade Commission	No Year		034	6340	000	1,401,073.51	-----	-----	494,751.35	-----	906,322.16
National Labor Relations Board											
Escrow Account, Temporary Restraining Order Cases, National Labor	No Year		420	6152	000	-----	-----	-----	-2,000.00	-----	2,000.00

Footnotes at End of Chapter

Deposit Funds

Appropriation or Fund Account Title	Account Symbol					Balances, Beginning of Fiscal Year	Appropriations and Other Obligational Authority ¹	Transfers Borrowings and Investment (Net) ²	Outlays (Net)	Balances Withdrawn and Other Transactions ³	Balances, End of Fiscal Year
	Period of Availability	ATA	AID	MAIN	SUB						
Relations Board											
Escrow Account, Backpay Cases, National Labor Relations Board	No Year		420	6154	000	7,389,553.73	-----	-----	-23,774,225.00	-----	31,163,778.73
Total, National Labor Relations Board						7,389,553.73	-----	-----	-23,776,225.00	-----	31,165,778.73
Postal Service											
Postal Service Fund	No Year		018	4020	002	-26,090,805.11	-----	-----	-26,090,805.11	-----	7-----
Securities and Exchange Commission											
Other Federal Payroll Withholdings, Allotments	No Year		050	6276	000	25,607.31	-----	-----	-756.69	-----	26,364.00
Unearned Fees, Securities and Exchange Commission (T) ⁵	No Year		050	6561	000	42,462,232.84	-----	-----	-2,819,768.73	-----	45,282,001.57
Disgorgement and Penalty Amounts Held for Investors, Securities and Exchange Commission	No Year		050	6563	000	303,203,143.49	-----	-631,507,146.85	-728,146,633.50	-----	399,842,630.14
Unrealized Discount on Investments	No Year		050	6563	911	-8,030,235.01	-----	7,485,303.71	-----	-----	-544,931.30
Investments in US Treasury Securities	No Year		050	6563	971	1,308,772,456.63	-----	624,021,843.14	-----	-----	1,932,794,299.77
Subtotal			050	6563		1,603,945,365.11			-728,146,633.50		2,332,091,998.61
Total, Securities and Exchange Commission						1,646,433,205.26	-----	-----	-730,967,158.92	-----	2,377,400,364.18
Smithsonian Institution											
Employees' Payroll Allotment Account, United States Savings Bonds, National Gallery of Art	No Year		033	6050	002	82.44	-----	-----	-----	-----	82.44
Smithsonian Fund, Smithsonian Institution	No Year		033	6097	000	14,206,022.27	-----	-----	-13,750,725.05	-----	⁸ 27,956,747.32
Smithsonian Endowment Fund, Smithsonian Institution	No Year		033	6220	000	117,941.88	-----	-----	-13,750.00	-----	⁶ 131,691.88
Unrealized Discount on Investments	No Year		033	6220	911	-10,468.75	-----	-----	-----	-----	-10,468.75
Investments in US Treasury Securities	No Year		033	6220	971	1,000,000.00	-----	-----	-----	-----	1,000,000.00
Subtotal			033	6220		1,107,473.13			-13,750.00		1,121,223.13
Total, Smithsonian Institution						15,313,577.84	-----	-----	-13,764,475.05	-----	29,078,052.89
Surface Transportation Board											
Other Federal Payroll Withholding, Allotments, Surface	No Year		472	6276	089	-952.56	-----	-----	-1,044.51	-----	91.95

Footnotes at End of Chapter

Deposit Funds

Appropriation or Fund Account	Account Symbol					Balances, Beginning of Fiscal Year	Appropriations and Other Obligational Authority ¹	Transfers Borrowings and Investment (Net) ²	Outlays (Net)	Balances Withdrawn and Other Transactions ³	Balances, End of Fiscal Year
Title	Period of Availability	ATA	AID	MAIN	SUB						
Transportation Board Tennessee Valley Authority											
Other Federal Payroll Withholding, Allotments, Tennessee Valley Authority	No Year		455	6276	000	61,375.51	-----	-----	61,375.51	-----	-----
Interagency Payments and Transfers, National Reconnaissance Office	No Year		571	6750	000	507,730.40	-----	-----	-35,750.46	-----	⁶ 543,480.86
Workforce Stability Initiative, National Reconnaissance Office	No Year		571	6751	000	21,851,433.70	-----	-----	-57,702,272.82	-----	⁶ 79,553,706.52
Total, Tennessee Valley Authority						22,420,539.61	-----	-----	-57,676,647.77	-----	80,097,187.38
Total, Independent Agencies						252,915,690,995.53	-----	-----	-50,087,471,092.92	-----	303,003,162,088.45
Total, Deposit Funds						269,657,706,874.37	-----	-----	-52,180,226,116.61	-----	321,837,932,990.98

Footnotes at End of Chapter

Footnotes

- 1 The amounts in this column, unless otherwise footnoted, represent appropriations, increases and rescissions in borrowing authority or new contract authority. Only appropriations with appropriation transfer activity are presented in Table 1 (Appropriations and Appropriation Transfers). Since the Deposit Funds had no transfer activity during fiscal year 2020, Table 1 does not appear.
- 2 The amounts in this column, unless otherwise footnoted, represent transfers - other than appropriation transfers, borrowings (gross), investments (net), unrealized discounts or funds held outside the Treasury.
- 3 The amounts in this column, unless otherwise footnoted, represent obligated balances canceled for fiscal year 2015 pursuant to 31 U.S.C. 1553 and adjustments to borrowing and contract authority.
- 4 Subject to disposition by the administrative agency.
- 5 The letter (T) denotes that the account by law is a trust account, but for reporting purposes is treated as other than trust.
- 6 This account was not certified to Treasury in accordance with Treasury certification standards to indicate the amounts were certified with the criteria of 31 U.S.C. 1501.
- 7 Excludes activity which represents "Net Proceeds from Sales and Withholding for Savings Bonds" which will be accounted for as a deposit fund liability.

Receipts By Department

Classification	Account Symbol				Amount
	AID	A	MAIN	SUB	
Legislative Branch					
Budget Receipts					
General Fund Accounts: Fines, Penalties, and Forfeitures, Not Otherwise Classified	005		1099	000	651.26
Total, Budget Receipts					651.26
Proprietary Receipts from the Public					
General Fund Accounts: General Fund Proprietary Interest, Not Otherwise Classified	005		1435	000	304.39
Total, Proprietary Receipts from the Public					304.39
Joint Items					
Proprietary Receipts from the Public					
General Fund Accounts: General Fund Proprietary Receipts, Not Otherwise Classified, All Other	000		3220	000	248,006.86
Budget Clearing Accounts: Budget Clearing Account (Suspense), House of Representatives, Sergeant at Arms	000	F	3875	008	-2,841.97
Total, Proprietary Receipts from the Public					245,164.89
Total, Joint Items					245,164.89
Capitol Police					
Proprietary Receipts from the Public					
General Fund Accounts: General Fund Proprietary Receipts, Not Otherwise Classified, All Other, U.S. Capitol Police Board	002		3220	000	3,565.15
Total, Proprietary Receipts from the Public					3,565.15
Total, Capitol Police					3,565.15
Architect of the Capitol					
Proprietary Receipts from the Public					
General Fund Accounts: General Fund Proprietary Receipts, Not Otherwise Classified, All Other	001		3220	000	1,813,506.76
Special Fund Accounts: Capitol Trust Account, Architect of the Capitol	001	X	5760	001	26,516.61
Budget Clearing Accounts: Unavailable Check Cancellations and Overpayments (Suspense), Architect of the Capitol	001	F	3880	000	-3,603.53
Total, Proprietary Receipts from the Public					1,836,419.84
Intrabudgetary Receipts Deducted by Agency					
General Fund Accounts: Collections of Receivables from Cancelled Accounts	001		3200	000	6,646.10
Total, Intrabudgetary Receipts Deducted by Agency					6,646.10
Total, Architect of the Capitol					1,843,065.94
Library of Congress					
Budget Receipts					
Special Fund Accounts: Fees from JSCT (Jukebox, Satellite, and Cable Television) for Operating Costs, Copyright Office, Library of Congress	003	X	5175	001	4,916,010.32
Total, Budget Receipts					4,916,010.32
Proprietary Receipts from the Public					
General Fund Accounts: General Fund Proprietary Receipts, Not Otherwise Classified, All Other	003		3220	000	813.25
Special Fund Accounts: Contributions, Oliver Wendell Holmes Devise Fund, Library of Congress	003	X	5075	001	806.99
Trust Fund Accounts: Contributions to Library of Congress Gift Fund	003	X	8031	001	6,448,168.11
Income from Donated Securities, Library of Congress Gift Fund, Library of Congress	003	X	8031	021	124,087.76
Contributions, Library of Congress Trust Fund	003	X	8032	001	4,129,278.50
Income from Donated Securities, Library of Congress Trust Fund	003	X	8032	021	4,928,829.49
Deposits, Service Fees, Library of Congress	003	X	8208	001	3,428.56
Budget Clearing Accounts: Budget Clearing Account (Suspense), Library of Congress	003	F	3875	000	-14,864.30
Total, Proprietary Receipts from the Public					15,620,548.36
Intrabudgetary Receipts Deducted by Agency					
General Fund Accounts: Collections of Receivables from Cancelled Accounts, Library of Congress	003		3200	000	2,767.93

Receipts By Department - Continued

Classification	Account Symbol				Amount
	AID	A	MAIN	SUB	
Special Fund Accounts: Earnings on Investments, Oliver Wendell Holmes Devise Fund, Library of Congress	003	X	5075	002	399.55
Trust Fund Accounts: Foreign Service National Separation Liability Trust Fund, Library of Congress	003	X	8339	001	726,788.00
Budget Clearing Accounts: Undistributed Intragovernmental Payments, Library of Congress	003	F	3885	000	-1,400.00
Total, Intragovernmental Receipts Deducted by Agency					728,555.48
Undistributed Offsetting Receipts					
Trust Fund Accounts: Interest on Bequest of Gertrude M. Hubbard, Library of Congress	003	X	8022	002	800.00
Earnings on Investment, Library of Congress Trust Fund	003	X	8031	002	87,998.12
Earnings on Investments, Library of Congress Trust Fund	003	X	8032	002	550,438.55
Total, Undistributed Offsetting Receipts					639,236.67
Offsetting Governmental Receipts					
Special Fund Accounts: Fees for Digital Audio Recording Technology, Operating Costs, Copyright Office, Library of Congress	003	X	5175	003	434.68
Total, Offsetting Governmental Receipts					434.68
Total, Library of Congress					21,904,785.51
Government Accountability Office					
Proprietary Receipts from the Public					
General Fund Accounts: General Fund Proprietary Receipts, Not Otherwise Classified, All Other	005		3220	000	301.25
Total, Proprietary Receipts from the Public					301.25
Intragovernmental Receipts Deducted by Agency					
General Fund Accounts: Collections of Receivables from Cancelled Accounts, Government Accountability Office	005		3200	000	147,283.49
Total, Intragovernmental Receipts Deducted by Agency					147,283.49
Total, Government Accountability Office					147,584.74
United States Tax Court					
Budget Receipts					
Special Fund Accounts: Fees for Independent Counsel, United States Tax Court	023	X	5023	001	1,988.00
Fees for Regulatory and Judicial Services, United States Tax Court	023	X	5633	001	758,914.60
Trust Fund Accounts: Deductions from Employees Salaries, Tax Court Judges Survivors Annuity Fund, United States Tax Court	023	X	8115	001	183,643.32
Total, Budget Receipts					944,545.92
Undistributed Offsetting Receipts					
Trust Fund Accounts: Earnings on Investments, Tax Court Judges Survivors Annuity Fund, United States Tax Court	023	X	8115	002	306,871.45
Total, Undistributed Offsetting Receipts					306,871.45
Total, United States Tax Court					1,251,417.37
Legislative Branch Boards and Commissions					
Proprietary Receipts from the Public					
Special Fund Accounts: Gifts and Contributions, Dwight D. Eisenhower Memorial Fund	283	X	5549	001	1,207,654.91
Gifts and Bequests, World War I Centennial Commission	480	X	5589	001	14,700,000.00
Trust Fund Accounts: Gifts and Donations, Open World Leadership Center Trust Fund	009	X	8148	001	52,500.00
Total, Proprietary Receipts from the Public					15,960,154.91
Intragovernmental Receipts Deducted by Agency					
Special Fund Accounts: Earnings on Investments, Senate Preservation Fund, Library of Congress	000	X	5509	002	6,326.28
Trust Fund Accounts: Payment from the General Fund, Open World Leadership Center Trust Fund	009	X	8148	003	5,900,000.00
Payment to the John C. Stennis Center for Public Service Training and Development	009	X	8275	001	1,000,000.00
Total, Intragovernmental Receipts Deducted by Agency					6,906,326.28
Undistributed Offsetting Receipts					
Trust Fund Accounts: Earnings on Investments, Russian Leadership Center Trust Fund	009	X	8148	002	77,575.45
Interest on Investments, John C. Stennis Center for Public Service Training and Development	009	X	8275	002	408,143.43
Interest on Investments, U.S. Capitol Preservation Commission	009	X	8300	002	178,036.47

Receipts By Department - Continued

Classification	Account Symbol				Amount
	AID	A	MAIN	SUB	
Total, Undistributed Offsetting Receipts					663,755.35
Total, Legislative Branch Boards and Commissions					23,530,236.54
Total, Legislative Branch					48,926,775.79
Judicial Branch					
Budget Receipts					
Special Fund Accounts:					
Filing Fees, The Judiciary	010	X	5100	001	184,980,245.73
Registry Administration Account, The Judiciary	010	X	5101	001	1,781,165.99
Trust Fund Accounts:					
Deductions from Employees Salaries, Judicial Survivors Annuities Fund, The Judiciary	010	X	8110	001	6,358,663.64
Judicial Officers Annuities Deducted from Employees Salaries, The Judiciary	010	X	8122	001	4,306,245.50
Total, Budget Receipts					197,426,320.86
Proprietary Receipts from the Public					
General Fund Accounts:					
General Fund Proprietary Interest, Not Otherwise Classified	010		1435	000	21,368.08
General Fund Proprietary Receipts, Not Otherwise Classified, All Other	010		3220	000	1,496,818.56
Special Fund Accounts:					
Proceeds from Sale of Property, Judiciary Automation Fund, The Judiciary	010	X	5114	001	155,496,613.23
Budget Clearing Accounts:					
Budget Clearing Account (Suspense), United States Courts	010	F	3875	002	413,059.99
Total, Proprietary Receipts from the Public					157,427,859.86
Intrabudgetary Receipts Deducted by Agency					
General Fund Accounts:					
Collections of Receivables from Canceled Accounts, U.S. Courts, The Judiciary	010		3200	002	58.32
Special Fund Accounts:					
Advances and Reimbursements, Judiciary Automation Fund, The Judiciary	010	X	5114	003	508,587,521.00
Trust Fund Accounts:					
Federal Payment to the Judicial Survivors Annuities Fund, The Judiciary	010	X	8110	004	32,400,000.00
Federal Payment to Judicial Officers Retirement Fund, The Judiciary	010	X	8122	004	203,900,000.00
Federal Payment to Claims Court, Judges Retirement Fund, The Judiciary	010	X	8124	001	3,925,063.18
Budget Clearing Accounts:					
Undistributed Intragovernmental Payments, United States Courts, The Judiciary	010	F	3885	002	-1,156,607.61
Total, Intrabudgetary Receipts Deducted by Agency					747,656,034.89
Undistributed Offsetting Receipts					
Trust Fund Accounts:					
Earnings on Investments, Judicial Survivors Annuities Fund, The Judiciary	010	X	8110	002	20,631,989.65
Interest and Profits on Investments, Judicial Officers Annuities Fund, The Judiciary	010	X	8122	002	26,145,100.44
Interest on Investments, Claims Court Judges Retirement Fund, The Judiciary	010	X	8124	002	1,447,447.44
Total, Undistributed Offsetting Receipts					48,224,537.53
Total, Judicial Branch					1,150,734,753.14
Department of Agriculture					
Budget Receipts					
General Fund Accounts:					
Full Cost Recovery Fees Pursuant to OMB Circular No. A-25	012		2497	000	8,448,709.11
Special Fund Accounts:					
Deposits, Perishable Agricultural Commodities Act Fund	012	X	5070	001	10,860,128.14
Agricultural Quarantine Inspection User Fee Account, Animal and Plant Health Inspection Service	012	X	5161	001	586,479,138.30
30% of Customs Duties, Funds for Strengthening Markets, Income, and Supply (Section 32)	012		5209	001	22,274,131,245.84
3.08 Percent of Custom Duties, Agricultural Disaster Relief Trust Fund, Farm Service Agency, Agriculture	012	X	5531	001	38,220.26
Trust Fund Accounts:					
Transfers from General Fund of Amounts Equal to Certain Customs Duties, Reforestation Trust Fund, Forest Service	012	X	8046	001	30,000,000.00
Total, Budget Receipts					22,909,957,441.65
Proprietary Receipts from the Public					
General Fund Accounts:					
General Fund Proprietary Interest, Not Otherwise Classified	012		1435	000	60,322.42
Rent and Bonuses from Land Leases for Resource Exploration and Extraction, Agriculture and Interior (31 USC 3513)	012		1811	000	129,596,282.92
National Forests Fund, Agriculture	012		2221	000	166,382.01
Biorefinery Assistance, Downward Reestimates of Subsidies	012		2675	003	11,341,966.00
Rural Microenterprise Investment, Downward Reestimate of Subsidies	012		2680	003	37,368.00
Agricultural Credit Insurance, Negative Subsidies	012		2701	001	5,794,462.48
Agricultural Credit Insurance, Downward Reestimates of the Subsidy	012		2701	003	173,499,367.49
Rural Electrification and Telephone Loans, Negative Subsidies	012		2702	001	234,245,779.60
Rural Electrification and Telephone Loans, Downward Reestimates of Subsidies	012		2702	003	1,090,777,073.92
Rural Water and Waste Disposal, Negative Subsidies	012		2703	001	1,394,941.96
Rural Water and Waste Disposal, Downward Reestimates of Subsidies	012		2703	003	105,609,519.00
Rural Community Facility, Negative Subsidies	012		2705	001	85,638,220.60
Rural Community and Facility, Downward Reestimates of Subsidies	012		2705	003	13,339,889.15
Rural Housing Insurance, Negative Subsidies	012		2706	001	132,930,243.74
Rural Housing Insurance, Downward Reestimates of the Subsidy	012		2706	003	111,942,757.00
Rural Business and Industry, Downward Reestimates of Subsidies, Agriculture	012		2707	003	49,585,654.00

Receipts By Department - Continued

Classification	Account Symbol				Amount
	AID	A	MAIN	SUB	
P.L. 480, Downward Reestimates of Subsidies	012		2708	003	2,204,416.00
Rural Development Loan Fund, Downward Reestimates of Subsidies	012		2710	003	2,634,707.00
Rural Telephone Bank, Downward Reestimates of Subsidies	012		2711	004	1,872,271.00
Agricultural Credit Insurance Fund Guaranteed Loans Negative Subsidies, Consolidated Farm Service Agency	012		2712	001	7,704,707.29
Agricultural Credit Insurance Fund Guaranteed Loan, Downward Reestimates of the Subsidy, Consolidated Farm Service Agency	012		2712	003	29,909,999.76
Rural Economic Development Loans, Downward Reestimates of Subsidies	012		2713	003	712,000.48
Distance Learning and Telemedicine Program, Downward Reestimates, Rural Utilities Service	012		2746	003	45,287,899.80
Rural Business Investment, Downward Reestimates of Subsidies, Rural Business-Cooperative Service, Agriculture	012		2748	003	1,327,994.00
Farm Storage Facility Loans, Negative Subsidies	012		2756	001	1,159,858.22
Farm Storage Facility Loans, Downward Reestimates of Subsidies	012		2756	003	79,939.00
Commodity Credit Corporation Export Guarantee Financing, Downward Reestimates of Subsidies	012		2757	003	12,006,224.00
Multi-Family Housing Revitalization Fund, Downward Reestimates of Subsidies, Agriculture	012		2779	003	12,275,042.00
Rural Energy for America Program Downward Reestimates of Subsidies, Rural Development Administration, Agriculture	012		2786	003	21,817,051.00
Commodity Credit Corporation Export Guarantees, Negative Subsidy	012		2793	001	7,257,631.23
General Fund Proprietary Receipts, Not Otherwise Classified, All Other	012		3220	000	10,523,329.42
Special Fund Accounts:					
National Forests Fund Receipts	012		5008	001	-29,142,021.46
National Forests Fund, Payments to States	012	X	5201	001	125,522,160.23
Timber Roads, Purchaser Elections, Forest Service	012	X	5202	001	2,000,000.00
National Forests Fund, Roads and Trails for States	012	X	5203	001	15,887,161.77
Timber Salvage Sales, Forest Service	012	X	5204	001	33,727,466.68
Deposits, Brush Disposal	012	X	5206	001	8,104,404.38
Receipts, Range Betterment Fund	012		5207	000	2,656,469.00
National Forest Lands Under Special Acts	012		5208	001	700,000.00
National Forests Fund, Payment to Minnesota (Cook, Lake, and Saint Louis Counties)	012	X	5213	001	6,150,000.00
Royalties from Character Merchandising, Forest Service	012	X	5214	001	1,286,442.25
Forfeitures and Recoveries, Forest Service Lands	012	X	5215	001	1,103,217.84
Deposits, Land Exchanges, Forest Service	012		5216	000	1,062,688.92
Land Acquisition Proceeds for Exchanges, Acquisition of Lands to Complete Land Exchanges, Forest Service, Agriculture	012	X	5216	001	9,377,637.93
Operation and Maintenance of Quarters, Forest Service	012	X	5219	001	8,841,068.42
Quinault Special Management Area, Forest Service	012	X	5223	001	559.35
Timber Sales Pipeline Restoration Fund, Forest Service	012	X	5264	001	3,312,309.82
Recreation Fee Demonstration Program, Forest Service	012	X	5268	001	92,764,754.66
MNP Rental Fee Account, Forest Service	012	X	5277	001	575,821.78
Concessions Fees and Volunteer Services, Agriculture Research Service	012	X	5279	003	51,329.95
Charges, User Fees and Natural Resource Utilization, Land Between the Lakes, Forest Service	012	X	5360	001	4,836,424.75
Deposits for Administration of Rights-of-Way and Other Land Uses Fund, Forest Service	012	X	5361	001	1,584,804.78
Stewardship Contracting Product Sales, Funds Retained, Forest Service, Agriculture	012	X	5540	001	32,335,618.00
Payments to Counties, National Grasslands	012	X	5896	003	39,415,991.35
National Grasslands Receipts, Forest Service	012		5896	005	-73,851,416.85
Trust Fund Accounts:					
Deposits of Fees, Inspection and Grading of Farm Products, Agricultural Marketing Service	012	X	8015	001	192,827,397.32
Forest Service Cooperative Fund	012	X	8028	001	70,771,970.09
Deposits of Fees, Inspection of Farm Products, Food Safety and Inspection Service	012	X	8137	001	17,967,637.57
Gifts and Bequests, Agriculture	012	X	8203	001	551,909.10
Deposits of Miscellaneous Contributed Funds, Agricultural Research Service	012	X	8214	001	20,130,407.93
Deposits of Miscellaneous Contributed Funds, National Agricultural Statistics Service	012	X	8218	001	42,900.00
Deposits of Miscellaneous Contributed Funds, Animal and Plant Health Inspection Service	012	X	8226	001	8,017,028.75
Budget Clearing Accounts:					
Proceeds of Sales, Personal Property, Soil Conservation Service	012	F	3845	010	-9,310.00
Proceeds of Sales, Personal Property, Forest Service	012	F	3845	011	27,797.86
Proceeds of Sales, Personal Property, Agricultural Research Service	012	F	3845	014	-136,252.50
Proceeds of Sales, Personal Property, Animal and Plant Health Inspection Service	012	F	3845	016	-245,814.14
Proceeds of Sales, Personal Property, Agricultural Marketing Services, Agriculture	012	F	3845	025	-11,824.00
Proceeds of Sales, Personal Property, Foreign Agricultural Service	012	F	3845	029	62,348.81
Budget Clearing Account (Suspense), Executive Operations	012	F	3875	004	-8,286,664.96
Budget Clearing Account (Suspense), Soil Conservation Service	012	F	3875	010	-109.51
Budget Clearing Account (Suspense), Forest Service	012	F	3875	011	-937,923.05
Budget Clearing Account (Suspense), Agricultural Research Service	012	F	3875	014	-41,017.03
Budget Clearing Account (Suspense), Cooperative State Research, Education, and Extension Service	012	F	3875	015	-351,699.30
Budget Clearing Account (Suspense), Animal and Plant Health Inspection Service	012	F	3875	016	-15,418.38
Budget Clearing Account (Suspense), Agricultural Marketing Service	012	F	3875	025	-172,377.89
Budget Clearing Account (Suspense), Food and Nutrition Service	012	F	3875	035	25,404.99
Budget Clearing Account (Suspense), Commodity Credit Corporation	012	F	3875	036	-308,214.32
Budget Clearing Account (Suspense), Food Safety and Inspection Service	012	F	3875	037	11,061.45
Budget Clearing Account (Suspense), Central Voucher Payment Center	012	F	3875	040	-1,615,197.38
Budget Clearing Account (Suspense), Farm Service Agency	012	F	3875	049	301.85
Total, Proprietary Receipts from the Public					2,889,340,537.30
Intrabudgetary Receipts Deducted by Agency					
General Fund Accounts:					
Collections of Receivables from Cancelled Accounts, Agriculture	012		3200	000	1,903,925.40
Special Fund Accounts:					
Earnings on Investments, Perishable Agricultural Commodities, Agricultural Marketing Service	012	X	5070	002	87,037.64
Earnings on Investments, Native American Institutions Endowment Fund	012	X	5205	002	5,034,120.32
Trust Fund Accounts:					
Payments from Wool Research, Development and Promotion Trust Fund	012	X	8100	001	2,250,000.00
Budget Clearing Accounts:					
Undistributed Intergovernmental Payments, Office of the Secretary	012	F	3885	003	4,980.00
Undistributed Intergovernmental Payments, Executive Operations, Agriculture	012	F	3885	004	9,464,188.36
Undistributed Intergovernmental Payments, Departmental Administration, Agriculture	012	F	3885	005	49,191.43
Undistributed Intergovernmental Payments, Office of Communications, Agriculture	012	F	3885	006	10,182.47
Undistributed Intergovernmental Payments, Office of Civil Rights, Agriculture	012	F	3885	007	54,624.66
Undistributed Intergovernmental Payments, Office of Risk Management, Farm Service Agency, Agriculture	012	F	3885	008	31,345.18
Undistributed Intergovernmental Payments, Office of the Inspector General, Agriculture	012	F	3885	009	-24,296.00
Undistributed Intergovernmental Payments, Natural Resources Conservation Service, Agriculture	012	F	3885	010	56,459.51
Undistributed Intergovernmental Payments, Forest Service, Agriculture	012	F	3885	011	4,802,104.51
Undistributed Intergovernmental Payments, Agricultural Research Service	012	F	3885	014	77,951.01
Undistributed Intergovernmental Payments, Cooperative State Research, Education and Extension Service	012	F	3885	015	46,546.90
Undistributed Intergovernmental Payments, Animal and Plant Health Inspection Service	012	F	3885	016	33,255.89
Undistributed Intergovernmental Payments, Economic Research Service	012	F	3885	017	-20,767.91
Undistributed Intergovernmental Payments, National Agricultural Statistics Service	012	F	3885	018	-975,601.73
Undistributed Intergovernmental Payments, Rural Development Administration	012	F	3885	020	3,010.00
Undistributed Intergovernmental Payments, Office of the General Counsel	012	F	3885	022	303,964.52
Undistributed Intergovernmental Payments, Agricultural Marketing Service	012	F	3885	025	-62,793.25
Undistributed Intergovernmental Payments, Farm Production and Conservation Programs	012	F	3885	026	

Receipts By Department - Continued

Classification	Account Symbol				Amount
	AID	A	MAIN	SUB	
Undistributed Intragovernmental Payments, Foreign Agricultural Service	012	F	3885	029	-15,539.87
Undistributed Intragovernmental Payments, Food and Nutrition Service	012	F	3885	035	-29,533.63
Undistributed Intragovernmental Payment, Commodity Credit Corporation	012	F	3885	036	77,846.25
Undistributed Intragovernmental Payments, Food Safety and Inspection Service, Agriculture	012	F	3885	037	-28,417.73
Undistributed Intragovernmental Payments, National Finance Center, Agriculture	012	F	3885	040	-48,563,438.35
Undistributed Intragovernmental Payments, Farm Service Agency, Agriculture	012	F	3885	049	-512,584.91
Total, Intradepartmental Receipts Deducted by Agency					-25,893,266.04
Undistributed Offsetting Receipts					
Trust Fund Accounts:					
Earnings on Investments, Inspection and Grading of Farm Products	012	X	8015	002	252,744.18
Earnings on Investments, Land Between the Lakes Trust Fund, Forest Service	012	X	8039	002	127,891.34
Total, Undistributed Offsetting Receipts					380,635.52
Offsetting Governmental Receipts					
Trust Fund Accounts:					
Payment from Commodity Credit Corporation, Emergency Citrus Disease Research and Development Trust	012	X	8559	001	25,000,000.00
Total, Offsetting Governmental Receipts					25,000,000.00
Total, Department of Agriculture					25,798,785,348.43
Department of Commerce					
Budget Receipts					
Special Fund Accounts:					
Earnings on Investments, Fishermen's Contingency Fund	013	X	5120	002	5,586.79
Earnings on Investments, Foreign Fishing Observer Fund	013	X	5122	002	7,715.44
Permit Title Registration Fee, Limited Access System Administration Fund, National Oceanic and Atmospheric Administration	013	X	5284	001	13,366,545.41
Access Fees, Western Pacific Sustainable Fisheries Fund, National Oceanic and Atmospheric Administration	013	X	5439	001	375,000.00
Fees, North Pacific Fishery Observer Fund, National Oceanic and Atmospheric Administration, Commerce	013	X	5598	001	2,894,878.75
Total, Budget Receipts					16,649,726.39
Proprietary Receipts from the Public					
General Fund Accounts:					
General Fund Proprietary Interest, Not Otherwise Classified	013		1435	000	26,400.84
Fees and Other Charges for Other Services, Commerce	013		2419	002	50,500.00
Fisheries Finance, National Oceanic and Atmospheric Administration, Negative Subsidies	013		2717	001	2,561,908.01
Fisheries Finance, Downward Reestimates of Subsidies	013		2717	003	5,224,660.97
General Fund Proprietary Receipts, Not Otherwise Classified, All Other	013		3220	000	3,671,043.54
Special Fund Accounts:					
Gifts, Marine Mammal Unusual Mortality Event Fund, National Oceanic and Atmospheric Administration	013	X	5283	001	65.00
Trust Fund Accounts:					
Gifts and Bequests, Departmental Management	013	X	8501	001	346,565.99
Budget Clearing Accounts:					
Proceeds of Sales, Personal Property, International Trade Administration	013	F	3845	012	-2,268.27
Proceeds of Sales, Personal Property, National Oceanic and Atmospheric Administration	013	F	3845	014	-15,308.00
Budget Clearing Account (Suspense), National Oceanic and Atmospheric Administration	013	F	3875	014	-6,869,647.25
Unavailable Check Cancellations and Overpayments (Suspense), National Oceanic and Atmospheric Administration, Commerce	013	F	3880	014	-885,530.14
Unavailable Check Cancellations and Overpayments (Suspense), Economic Development Administration, Commerce	013	F	3880	020	642,112.28
Total, Proprietary Receipts from the Public					4,750,502.97
Intradepartmental Receipts Deducted by Agency					
General Fund Accounts:					
Collections of Receivables from Cancelled Accounts	013		3200	000	234,912.53
Budget Clearing Accounts:					
Undistributed Intragovernmental Payments, National Institute of Standards and Technology	013	F	3885	001	-2,045,956.04
Undistributed Intragovernmental Payments, Patent and Trademark Office, Commerce	013	F	3885	010	1,448,450.42
Undistributed Intragovernmental Payments, National Oceanic and Atmospheric Administration, Commerce	013	F	3885	014	91,171.28
Total, Intradepartmental Receipts Deducted by Agency					-271,421.81
Undistributed Offsetting Receipts					
Trust Fund Accounts:					
Earnings on Federal Investments, Public Safety Trust Fund, National Telecommunications and Information Administration	013		8233	002	138,920,944.37
Total, Undistributed Offsetting Receipts					138,920,944.37
Offsetting Governmental Receipts					
Special Fund Accounts:					
Fisheries Enforcement Asset Forfeiture Fund Deposits, National Oceanic and Atmospheric Administration, Commerce	013	X	5583	001	1,847,321.45
Sanctuaries Enforcement Asset Forfeiture Fund Deposits, National Oceanic and Atmospheric Administration, Commerce	013	X	5584	001	18,936.00
Total, Offsetting Governmental Receipts					1,866,257.45
Total, Department of Commerce					161,916,009.37
Department of Defense--Military Programs					
Department of the Army					
Proprietary Receipts from the Public					
General Fund Accounts:					
Recoveries for Government Property Lost or Damaged, Not Otherwise Classified, Army, Navy, Air Force	021		3019	000	16,966,641.25
Recoveries Under the Foreign Military Sales Program, Army, Navy, Air Force, Defense	021		3041	000	3,784,713.24

Receipts By Department - Continued

Classification	Account Symbol				Amount
	AID	A	MAIN	SUB	
General Fund Proprietary Receipts, Defense Military, Not Otherwise Classified	021		3210	000	150,671,612.65
Trust Fund Accounts: Deposits, Department of the Army General Gift Fund	021	X	8927	001	6,335,154.42
Budget Clearing Accounts: Proceeds of Sales, Personal Property (Suspense), Army	021	F	3845	000	-280,888.18
Budget Clearing Account (Suspense), Army	021	F	3875	001	-744,752.68
Budget Clearing Account (Suspense), Army	021	F	3875	002	-111,926,749.30
Unavailable Check Cancellations and Overpayments (Suspense), Army	021	F	3880	000	1,014,973.83
Total, Proprietary Receipts from the Public					65,820,705.23
Intrabudgetary Receipts Deducted by Agency					
General Fund Accounts: Collections of Receivables from Cancelled Accounts	021		3200	000	1,468,530.66
Budget Clearing Accounts: Undistributed Intragovernmental Payments, Army	021	F	3885	000	-3,402,753.41
Undistributed Intragovernmental Payments, Army (OPAC-Difference)	021	F	3885	007	9,338,540.02
Total, Intrabudgetary Receipts Deducted by Agency					7,404,317.27
Undistributed Offsetting Receipts					
Trust Fund Accounts: Earnings on Investments, Department of the Army General Gift Fund	021	X	8927	002	41,019.43
Total, Undistributed Offsetting Receipts					41,019.43
Offsetting Governmental Receipts					
Special Fund Accounts: Restoration, Rocky Mountain Arsenal, Army	021	X	5098	001	3,823,535.66
Total, Offsetting Governmental Receipts					3,823,535.66
Total, Department of the Army					77,089,577.59
Department of the Navy					
Proprietary Receipts from the Public					
General Fund Accounts: Recoveries for Government Property Lost or Damaged, Not Otherwise Classified Army, Navy, Air Force	017		3019	000	2,694,262.95
Recoveries Under the Foreign Military Sales Program, Army, Navy, Air Force, Defense	017		3041	000	17,917,733.10
General Fund Proprietary Receipts, Defense Military, Not Otherwise Classified	017		3210	000	-3,787,221.04
Trust Fund Accounts: Deposits, Department of the Navy General Gift Fund	017	X	8716	001	1,227,395.24
Contributions to United States Naval Academy General Gift Fund	017	X	8733	001	19,368,975.44
Budget Clearing Accounts: Budget Clearing Account (Suspense), Navy	017	F	3875	001	-3,304,197.84
Budget Clearing Account (Suspense), Navy	017	F	3875	002	-51,876,102.33
Budget Clearing Account (Suspense), Navy (Special)	017	F	3875	004	-1,621,441.58
Unavailable Check Cancellations and Overpayments (Suspense), Navy	017	F	3880	000	-253,897.50
Total, Proprietary Receipts from the Public					-19,634,493.56
Intrabudgetary Receipts Deducted by Agency					
General Fund Accounts: Collections of Receivables from Cancelled Accounts	017		3200	000	25,048,771.17
Trust Fund Accounts: Profits from Sale of Ships, Stores, Navy	017	X	8723	001	8,527,840.34
Budget Clearing Accounts: Undistributed Intragovernmental Payments, Navy	017	F	3885	000	-2,475,810.14
Undistributed Intragovernmental Payments, Navy (OPAC-Difference)	017	F	3885	007	834,831.84
Total, Intrabudgetary Receipts Deducted by Agency					31,935,633.21
Undistributed Offsetting Receipts					
Trust Fund Accounts: Earnings on Investments, Department of the Navy General Gift Fund	017	X	8716	002	-132.46
Earnings on Investments, United States Naval Academy General Gift Fund	017	X	8733	002	116,715.61
Total, Undistributed Offsetting Receipts					116,583.15
Total, Department of the Navy					12,417,722.80
Proprietary Receipts from the Public					
Special Fund Accounts: Proceeds, Support of Athletic Programs, Air Force	057	X	5616	004	2,859,453.75
Total, Proprietary Receipts from the Public					2,859,453.75
Department of the Air Force					
Proprietary Receipts from the Public					
General Fund Accounts: General Fund Proprietary Interest, Not Otherwise Classified	057		1435	000	188,221.82
Rent of Equipment and Other Personal Property, Army, Navy, Air Force	057		1840	000	458.76
Recoveries for Government Property Lost or Damaged, Not Otherwise Classified, Army, Navy, Air Force	057		3019	000	367,962.73
Recoveries Under the Foreign Military Sales Program, Army, Navy, Air Force, Defense	057		3041	000	5,982,458.50

Receipts By Department - Continued

Classification	Account Symbol				Amount
	AID	A	MAIN	SUB	
General Fund Proprietary Receipts, Defense Military, Not Otherwise Classified	057		3210	000	82,054,190.21
Trust Fund Accounts: Deposits, Department of the Air Force General Gift Fund	057	X	8928	001	18,310,616.98
Budget Clearing Accounts: Budget Clearing Account (Suspense), Air Force	057	F	3875	001	-3,938,690.66
Budget Clearing Account (Suspense)	057	F	3875	002	-24,700,008.39
Unavailable Check Cancellations and Overpayments (Suspense), Air Force	057	F	3880	000	1,400,904.01
Total, Proprietary Receipts from the Public					79,666,113.96
Intrabudgetary Receipts Deducted by Agency					
General Fund Accounts: Collections of Receivables from Cancelled Accounts	057		3200	000	50,366,829.02
Budget Clearing Accounts: Undistributed Intragovernmental Payments, Air Force	057	F	3885	000	-12,785.33
Undistributed Intragovernmental Payments, Air Force (OPAC-Difference)	057	F	3885	007	59,172,975.75
Total, Intrabudgetary Receipts Deducted by Agency					109,527,019.44
Undistributed Offsetting Receipts					
Trust Fund Accounts: Earnings on Investments, Department of the Air Force General Gift Fund	057	X	8928	002	196.18
Total, Undistributed Offsetting Receipts					196.18
Total, Department of the Air Force					189,193,329.58
Defense Agencies					
Budget Receipts					
Trust Fund Accounts: Contributions from Kuwait, Host Nation Support for U.S. Relocation Activities	097	X	8337	001	1,202,129.42
Contributions from Japan, Host Nation Support for U.S. Relocation Activities	097	X	8337	003	87,604,759.63
Contributions from South Korea, Host Nation Support for U.S. Relocation Activities	097	X	8337	004	56,528,679.30
Contributions from Japan, Support for U.S. Relocation to Guam Activities, Defense	097	X	8358	001	367,020,000.00
Total, Budget Receipts					512,355,568.35
Proprietary Receipts from the Public					
General Fund Accounts: Deposits for Survivor Annuity Benefits, Army, Navy, Air Force, Defense	097		2462	000	15,403,370.43
Sale of Scrap and Salvage Materials, Defense	097		2651	000	1,316,231.32
Family Housing Improvement Fund, Downward Reestimates of Subsidies, Defense	097		2761	003	67,380,344.83
Recoveries for Government Property Lost or Damaged, Not Otherwise Classified, Army, Navy, Air Force	097		3019	000	14,800.88
Recoveries Under the Foreign Military Sales Program, Army, Navy, Air Force, Defense	097		3041	000	10,999,124.00
General Fund Proprietary Receipts, Defense Military, Not Otherwise Classified	097		3210	000	236,264,138.18
Special Fund Accounts: Disposal of Department of Defense Real Property for Navy	097	X	5188	017	71,202.51
Disposal of Department of Defense Real Property for Army	097	X	5188	021	490,000.00
Lease of Department of Defense Real Property for Navy	097	X	5189	017	11,030,066.55
Lease of Department of Defense Real Property for Army	097	X	5189	021	10,713,240.69
Lease of Department of Defense Real Property for Air Force	097	X	5189	057	7,382,148.12
Proceeds from the Transfer or Disposition of Commissary Facilities	097	X	5195	003	131,997.12
Burden Sharing Contribution, Defense (Kuwait)	097	X	5441	001	36,656,288.70
Burden Sharing Contribution, Defense (Japan)	097	X	5441	003	213,502,282.69
Burden Sharing Contribution, Defense (South Korea)	097	X	5441	004	284,204,787.97
Contributions for Burdensharing and Other Cooperative Activities (Saudi Arabia), Defense	097	X	5441	007	500,000,000.00
Donations and Collections, Department of Defense Vietnam War Commemoration Fund, Defense	097	X	5750	001	230.00
Trust Fund Accounts: Contributions, Department of Defense General Gift Fund Deposits, Defense	097	X	8163	001	1,103,424.86
Budget Clearing Accounts: Collections and/or Payment Default, Defense	097	F	3500	000	-319,456.28
Proceeds of Sales, Personal Property, Defense	097	F	3845	000	-2,839,299.44
Budget Clearing Account (Suspense), Secretary of Defense	097	F	3875	000	103,022.05
Budget Clearing Account (Suspense), Defense	097	F	3875	001	-32,863,236.90
Budget Clearing Account (Suspense), Offset Program, Defense	097	F	3875	002	-1,074,366.98
Unavailable Check Cancellations and Overpayments (Suspense), Secretary of Defense	097	F	3880	000	-730,703.77
Total, Proprietary Receipts from the Public					1,358,939,637.53
Intrabudgetary Receipts Deducted by Agency					
General Fund Accounts: Collections of Receivables from Cancelled Accounts	097		3200	000	4,372,262.81
Special Fund Accounts: Earnings on Investments, Defense Cooperation Account	097	X	5187	002	170,674.70
Trust Fund Accounts: Employing Agency Contributions, Defense	097	X	8165	001	2,015,775.19
Employing Agency Contributions, Voluntary Separation Incentive Fund	097	X	8335	001	25,900,000.00
Budget Clearing Accounts: IPAC Default, Defense	097	F	3502	000	61,481.84
Undistributed Intragovernmental Payments, Defense	097	F	3885	000	87,731,701.11
Undistributed Intragovernmental Payments, Defense (OPAC-Difference)	097	F	3885	007	-40,090,628.63
Total, Intrabudgetary Receipts Deducted by Agency					80,161,267.02
Undistributed Offsetting Receipts					

Receipts By Department - Continued

Classification	Account Symbol				Amount
	AID	A	MAIN	SUB	
Trust Fund Accounts:					
Earnings on Investments, National Security Education Trust Fund	097	X	8168	002	14,777.93
Earnings on Investments, Voluntary Separation Incentive Fund	097	X	8335	002	2,733,356.40
Earnings on Investments, Host Nation Support for U.S. Relocation Activities	097	X	8337	002	1,271,218.22
Earnings on Investments, Support for U.S. Relocation to Guam Activities, Defense	097	X	8358	002	21,690,516.19
Total, Undistributed Offsetting Receipts					25,709,868.74
Total, Defense Agencies					1,977,166,341.64
Total, Department of Defense--Military Programs					2,258,726,425.36
Department of Education					
Proprietary Receipts from the Public					
General Fund Accounts:					
General Fund Proprietary Interest, Not Otherwise Classified	091		1435	000	402,265.82
Federal Family Education Loan Program, Negative Subsidies	091		2718	001	66,712.00
Federal Family Education Loan Program, Downward Reestimates of Subsidies	091		2718	003	6,865,203,807.00
College Housing and Academic Facilities Loan, Downward Reestimates of Subsidies, Education	091		2741	003	47,861,417.00
Federal Direct Student Loan Program, Negative Subsidies, Education	091		2781	001	3,945,691,908.00
Federal Direct Loan Program, Downward Reestimates of Subsidies, Education	091		2781	003	1,436,592,759.00
Teach Grant Program, Downward Reestimates of Subsidies, Education	091		2794	003	36,230,636.00
Repayments of Loans, Capital Contributions, Higher Educational Activities, Education	091		2915	000	1,316,749,987.28
General Fund Proprietary Receipts, Not Otherwise Classified, All Other	091		3220	000	37,165,017.30
Special Fund Accounts:					
Student Financial Assistance Debt Collection, Education	091	X	5557	001	6,128,827.80
Trust Fund Accounts:					
Contributions, Education	091	X	8258	001	5,049.00
Budget Clearing Accounts:					
Budget Clearing Account (Suspense), Education	091	F	3875	000	-29,319,733.75
Total, Proprietary Receipts from the Public					13,662,778,652.45
Intrabudgetary Receipts Deducted by Agency					
General Fund Accounts:					
Collections of Receivables from Cancelled Accounts, Education	091		3200	000	88,838.65
Budget Clearing Accounts:					
Undistributed Intragovernmental Payments, Education	091	F	3885	000	-22,592.12
Total, Intrabudgetary Receipts Deducted by Agency					66,246.53
Total, Department of Education					13,662,844,898.98
Department of Energy					
Budget Receipts					
Special Fund Accounts:					
Licenses Under Federal Power Act from Public Lands and National Forests, Payment to States	089		5105	000	3,075,107.12
Total, Budget Receipts					3,075,107.12
Proprietary Receipts from the Public					
General Fund Accounts:					
General Fund Proprietary Interest, Not Otherwise Classified	089		1435	000	18,587.28
Sale and Transmission of Electric Energy, Falcon Dam, Energy	089		2245	000	900,000.00
Sale and Transmission of Electric Energy, Southwestern Power Administration	089		2247	000	5,867,139.25
Sale and Transmission of Electric Energy, Southeastern Power Administration	089		2248	000	141,698,271.53
Title 17 Innovative Technology Loan Guarantees, Negative Subsidies, Energy	089		2679	001	61,942,052.57
DOE ATM Direct Loans Downward Reestimate Account, Energy	089		2795	003	17,210,164.42
DOE Loan Guarantees (Section 1705 Recovery Act) Downward Reestimate Account, Energy	089		2796	003	38,117,984.83
Repayments on Miscellaneous Recoverable Costs, Not Otherwise Classified, Energy	089		2889	000	29,474,661.19
General Fund Proprietary Receipts, Not Otherwise Classified, All Other	089		3220	000	27,047,932.59
Special Fund Accounts:					
Sale of Electric Energy, Bonneville Power Administration, Reclamation Fund, Interior	089		5000	026	5,352,386.64
Sale of Power and Other Utilities, Reclamation Fund, Energy	089		5000	027	253,679,462.60
Falcon and Amistad Operating and Maintenance Fund, Energy	089		5178	001	1,578,729.00
Fees for Disposal of Spent Nuclear Fuel, Nuclear Waste Disposal Fund, Energy	089	X	5227	001	182,380,782.54
Proceeds from Sale of Oil, Energy Security and Infrastructure Modernization Fund, Energy	089		5615	001	566,610,382.59
Trust Fund Accounts:					
Gifts and Donations, Energy	089	X	8576	001	39,375.00
Budget Clearing Accounts:					
Budget Clearing Account (Suspense), Energy	089	F	3875	000	14,284,192.60
Total, Proprietary Receipts from the Public					1,346,202,104.63
Intrabudgetary Receipts Deducted by Agency					
General Fund Accounts:					
Collections of Receivables from Cancelled Accounts, Energy	089		3200	000	512,035.52
Special Fund Accounts:					
Earnings on Investments, Nuclear Waste Disposal Fund, Energy	089	X	5227	002	1,561,679,291.58
Earnings on Investments, Energy	089	X	5231	002	36,024,789.54
Budget Clearing Accounts:					
Undistributed Intragovernmental Payments, Energy	089	F	3885	000	11,082,360.79

Receipts By Department - Continued

Classification	Account Symbol				Amount
	AID	A	MAIN	SUB	
Total, Intradepartmental Receipts Deducted by Agency					1,609,298,477.43
Offsetting Governmental Receipts					
General Fund Accounts:					
Fees and Recoveries, Federal Energy Regulatory Commissions, Energy	089		0894	000	12,598,353.76
Total, Offsetting Governmental Receipts					12,598,353.76
Total, Department of Energy					2,971,174,042.94
Department of Health and Human Services					
Budget Receipts					
General Fund Accounts:					
Fines, Penalties, and Forfeitures, Not Otherwise Classified, Centers for Medicare and Medicaid Services, Health and Human	075		1099	005	5,005.56
Fines, Penalties, and Forfeitures, Not Otherwise Classified, Food & Drug Administration, Health and Human Services	075		1099	006	2,567,243.32
Special Fund Accounts:					
Receipts, Risk Adjustment Program, Centers for Medicare and Medicaid Services	075	X	5733	001	5,891,570,581.27
Contributions, Transitional Reinsurance Program, Centers for Medicare and Medicaid Services	075	X	5735	001	2,382,950.72
Trust Fund Accounts:					
Fee on Branded Prescription Pharmaceutical Manufacturers and Importers, Federal Supplementary Medical Insurance Trust Fund	075	X	8004	008	3,167,252,573.99
Transfers from General Fund of Amounts Equal to FICA Taxes, Federal Hospital Insurance Trust Fund	075	X	8005	001	271,225,747,442.11
Receipts from Railroad Retirement Account, Federal Hospital Insurance Trust Fund	075	X	8005	010	582,900,000.00
Transfers from General Fund of Amounts Equal to SECA Taxes, Federal Hospital Insurance Trust Fund	075	X	8005	011	19,968,724,353.29
Federal Hospital Insurance Trust Fund Civil Penalties and Damages	075	X	8005	049	836,940,628.47
Transfer from General Fund of Amounts Equivalent to Certain Taxes, Vaccine Injury Compensation Trust Fund, Health and Human	075	X	8175	001	310,216,295.27
Total, Budget Receipts					301,988,307,074.00
Proprietary Receipts from the Public					
General Fund Accounts:					
General Fund Proprietary Interest, Not Otherwise Classified, Office of the Secretary, Health and Human Services	075		1435	001	46,074,103.63
General Fund Proprietary Interest, Not Otherwise Classified, Centers for Medicare and Medicaid Services, Health and Human	075		1435	005	95,354,855.31
General Fund Proprietary Interest, Not Otherwise Classified, Food & Drug Administration, Health and Human Services	075		1435	006	481,455.93
General Fund Proprietary Interest, Not Otherwise Classified, National Institutes of Health, Health and Human Services	075		1435	008	152,590.45
General Fund Proprietary Interest, Not Otherwise Classified, Centers for Disease Control, Health and Human Service	075		1435	009	1,456.87
Consumer Operated and Oriented Plan Direct Loan Program, Downward Reestimates of Subsidies, Health and Human Services	075		2674	003	247,625.65
Health Center Guarantee Loan Program, Negative Subsidy	075		2758	003	345,379.84
Federal Share of Child Support Collections, HHS, ACF	075		3107	000	967,489,839.00
General Fund Proprietary Receipts, Not Otherwise Classified, All Other, Office of the Secretary, Health and Human Services	075		3220	001	111,062,166.46
General Fund Proprietary Receipts, Not Otherwise Classified, All Other, Centers for Medicare and Medicaid Services, Health	075		3220	005	93,161,421.60
General Fund Proprietary Receipts, Not Otherwise Classified, All Other, Food & Drug Administration, Health and Human Services	075		3220	006	8,525,699.18
General Fund Proprietary Receipts, Not Otherwise Classified, All Other, National Institutes of Health, Health and Human	075		3220	008	15,353,560.75
General Fund Proprietary Receipts, Not Otherwise Classified, All Other, Centers for Disease Control, Health and Human Service	075		3220	009	6,940,555.90
General Fund Proprietary Receipts, Not Otherwise Classified, All Other, Indian Health Service, Health and Human Services	075		3220	010	1,344,578.93
Special Fund Accounts:					
Rents and Charges for Quarters, Indian Health Services, Health and Human Services	075	X	5071	001	10,784,265.40
Cooperative Research and Development Agreements, National Institutes of Health	075	X	5145	001	55,503,051.74
Cooperative Research and Development Agreements, Centers for Disease Control, Health and Human Services	075	X	5146	001	3,118,876.68
Cooperative Research and Development Agreements, Food and Drug Administration, Health and Human Services	075	X	5148	001	3,102,055.40
Trust Fund Accounts:					
Premiums Collected for the Aged, Federal Supplementary Medical Insurance Trust Fund	075	X	8004	005	92,497,854,024.14
Premiums Collected for the Disabled, Federal Supplementary Medical Insurance Trust Fund	075	X	8004	007	13,757,719,243.37
Other Proprietary Receipts, Federal Supplementary Medical Insurance Trust Fund	075	X	8004	029	115,031.89
Premiums Collected, Medicare Prescription Drug Account, FSMI	075	X	8004	035	5,757,311,844.16
Payments from States, Medicare Prescription Drug Accounts, FSMI	075	X	8004	036	11,719,896,150.55
Basic Premiums, Medicare Advantage, FSMI	075	X	8004	040	452,761,219.67
Gifts, Federal Supplementary Medical Insurance Trust Fund	075	X	8004	042	50.00
Medicare Refunds, Federal Supplementary Medical Insurance Trust Fund	075	X	8004	045	7,602,216,617.00
Affordable Care Act Medicare Shared Savings Models, FSMI	075	X	8004	048	98,489,207.08
Affordable Care Act Medicare Shared Savings Models, HI	075	X	8005	008	78,022,395.26
Premiums Collected for Uninsured Individuals Not Otherwise Eligible, Federal Hospital Insurance Trust Fund	075	X	8005	009	3,975,101,657.68
Other Proprietary Receipts, Federal Hospital Insurance Trust Fund	075	X	8005	029	215,945.19
Basic Premiums, Medicare Advantage, FHI	075	X	8005	040	345,214,655.84
Gifts, Federal Hospital Insurance Trust Fund	075	X	8005	042	50.00
Medicare Refunds, Federal Hospital Insurance Trust Fund	075	X	8005	053	11,758,172,785.00
Contributions, Indian Health Facilities, Indian Health Services	075	X	8073	001	7,249,843.17
Contributions to National Institutes of Health Unconditional Gift Fund, Health and Human Services	075	X	8248	001	1,501,973.37
Gifts and Donations, Centers for Disease Control	075	X	8250	001	23,278,732.73
Contributions to National Institutes of Health Conditional Gift Fund	075	X	8253	001	35,856,595.16
Contributions to the Indian Health Service Gift Fund	075	X	8511	001	235,708.07
Deposits, Patients' Benefit Fund, National Fund, National Institutes of Health	075	X	8888	001	515.00
Budget Clearing Accounts:					
Budget Clearing Account (Suspense), Departmental Management	075	F	3875	001	26,789,118.24
Budget Clearing Account (Suspense), Food and Drug Administration	075	F	3875	006	4,826,630.57
Budget Clearing Account (Suspense), Program Support Center (DPM)	075	F	3875	007	3,612,455.43
Budget Clearing Account (Suspense), National Institutes of Health	075	F	3875	008	2,028,335.21
Budget Clearing Account (Suspense), Indian Health Services, Health and Human Services	075	F	3875	010	5,109,582.76
Total, Proprietary Receipts from the Public					149,572,623,905.26
Intradepartmental Receipts Deducted by Agency					
General Fund Accounts:					
Collections of Receivables from Canceled Accounts, Office of the Secretary, Health and Human Services	075		3200	001	605,125.06
Special Fund Accounts:					
Interest, Child Enrollment Contingency Fund, Centers for Medicare and Medicaid Services, Health and Human Services	075	X	5551	002	173,703,194.85
General Fund Payment, NIH Innovation, CURES Act	075		5628	001	492,000,000.00
General Fund Payment, FDA Innovation, CURES Act	075		5629	001	75,000,000.00
Transfers from Presidential Election Campaign Fund, 10-Year PRIF, National Institutes of Health	075		5736	001	736,000.00

Receipts By Department - Continued

Classification	Account Symbol				Amount
	AID	A	MAIN	SUB	
Trust Fund Accounts:					
Federal Contributions, Federal Supplementary Medical Insurance Trust Fund	075	X	8004	001	287,181,612,153.25
Miscellaneous Federal Payments, Federal Supplementary Medical Insurance Trust Fund	075	X	8004	006	780,695.21
Federal Contributions for Administrative Costs, Medicare Prescription Drug Account, FSMI	075	X	8004	046	861,000,000.00
Federal Contributions for Benefits, Medicare Prescription Drug Account, FSMI	075	X	8004	047	71,422,359,632.44
Payments from the General Fund, Federal Hospital Insurance Trust Fund	075	X	8005	006	1,250,098,095.63
Federal Hospital Trust Fund, Transfer from General Fund (QASI) Taxes	075	X	8005	035	26,941,000,000.00
Payments from the General Fund for Health Care Fraud and Abuse Control Account, Fraud and Abuse Control Program, Federal	075	X	8005	044	141,423,022.00
Federal Hospital Insurance Trust Fund Transfers from the General Fund (Criminal Fines)	075	X	8005	046	1,542,396.06
Federal Hospital Insurance Trust Fund Transfers from the General Fund (Civil Monetary Penalties)	075	X	8005	047	27,687,424.43
Federal Hospital Insurance Trust Fund Transfers from the General Fund (Asset Forfeiture)	075	X	8005	048	701,421,448.71
Budget Clearing Accounts:					
Undistributed Intragovernmental Payrolls, Health and Human Services	075	F	3870	000	-11,115,625.31
Undistributed Intragovernmental Payments, Departmental Management	075	F	3885	001	13,570,596.38
Undistributed Intragovernmental Payments, Food and Drug Administration	075	F	3885	006	-33,408,019.85
Undistributed Intragovernmental Payments, National Institutes of Health	075	F	3885	008	3,289,155.05
Total, Intradepartmental Receipts Deducted by Agency					389,243,305,293.91
Undistributed Offsetting Receipts					
Trust Fund Accounts:					
Earnings on Investments, Federal Supplementary Medical Insurance Trust Fund	075	X	8004	002	2,171,283,703.91
Interest Paid to the Federal Hospital Insurance Trust Fund, Federal Supplementary Medical Insurance Trust Fund	075	X	8004	023	-4,987,522.00
Interest, Medicare Prescription Drug Account, FSMI	075	X	8004	037	48,282,357.19
Earnings on Investments, Federal Hospital Insurance Trust Fund	075	X	8005	002	5,296,502,788.36
Interest Payments by Railroad Retirement Board, Federal Hospital Insurance Trust Fund	075	X	8005	005	23,549,000.00
Transfers from General Fund of Amounts Equal to Federal Employer Contributions for FICA Taxes, Federal Hospital Insurance	075	X	8005	012	4,059,000,000.00
Postal Service Employer Contributions, Federal Hospital Insurance Trust Fund	075	X	8005	013	660,000,000.00
Interest Received from Federal Supplementary Medical Insurance Trust Fund, Federal Hospital Insurance Trust Fund	075	X	8005	023	869,434.00
Earnings on Investments, Vaccine Injury Compensation Trust Fund	075	X	8175	002	83,306,057.09
Earnings on Investments, National Institutes of Health Unconditional Gift Fund, Health and Human Services	075	X	8248	002	546,519.81
Earnings on Investments, National Institutes of Health Conditional Gift Fund	075	X	8253	002	23,487.56
Earnings on Investments, Public Health Service Conditional Gift Fund	075	X	8254	002	59,000.00
Earnings and Investments, Office of the Secretary Gift Fund	075	X	8514	002	300,000.00
Earnings on Investments, Patients' Benefit Fund, National Institutes of Health	075	X	8888	002	7,112.39
Earnings on Investments, Patients' Benefit Fund, Public Health Service Hospitals, Health Resources and Services	075	X	8889	002	1,706.00
Total, Undistributed Offsetting Receipts					12,338,743,644.31
Total, Department of Health and Human Services					853,142,979,917.48
Department of Homeland Security					
Budget Receipts					
General Fund Accounts:					
Excise Taxes, U.S. Customs and Border Protection, Homeland Security	070		0152	000	3,802,928,952.32
Breached Bond Penalties, Immigration and Customs Enforcement, Homeland Security	070		0834	000	8,000,000.00
Temporary L-1 Visa Fee Increase, U.S. Citizenship and Immigration Services, Homeland Security	070		2426	000	6,603,976.93
Temporary H-1B Visa Fee Increase, U.S. Citizenship and Immigration Services, Homeland Security	070		2427	000	29,346,000.00
Special Fund Accounts:					
Civil Penalties, Failure to Depart and Document Fraud, Immigration Enforcement Account, U.S. Immigration and Customs	070	X	5451	003	25,329.29
Electronic System for Travel Authorization (ESTA) Fees, U.S. Customs and Border Protection, Homeland Security	070	X	5595	001	25,620,224.00
Deposits, Duties and Taxes, Puerto Rico, USCS, Homeland Security	070	X	5687	001	225,381,736.76
Trust Fund Accounts:					
Transfers from the General Fund for the Sport Fish Restoration Account, Aquatic Resources Trust Fund	070	X	8147	002	646,494,555.46
Custom Duties, Aquatic Resources Trust Fund, Sport Fish Restoration	070	X	8147	005	57,110,888.14
Transfers from General Fund of Amount Equal to Certain Taxes, Oil Spill Liability Trust Fund	070	X	8185	001	400,354,847.61
Fines and Penalties, Oil Spill Liability Trust Fund, Homeland Security	070	X	8185	003	70,971,544.50
Proceeds of Sales of Unclaimed, Abandoned, and Seized Goods, USCS, Homeland Security	070	X	8789	001	1,610,460.14
Total, Budget Receipts					5,274,448,515.15
Proprietary Receipts from the Public					
General Fund Accounts:					
General Fund Proprietary Interest, Not Otherwise Classified	070		1435	000	90,194,357.13
Disaster Assistance, Downward Reestimates of Subsidies, Federal Emergency Management Agency, Homeland Security	070		2740	003	12,129,596.74
General Fund Proprietary Receipts, Not Otherwise Classified, All Other	070		3220	000	30,105,582.89
Special Fund Accounts:					
Unclaimed Checkpoint Money, Transportation Security Administration, Homeland Security	070	X	5390	001	507,782.79
Fees, APEC Business Travel Card Account, Customs and Border Protection, Homeland Security	070	X	5569	001	821,160.00
Fees, Customs and Border Protection Services at User Fee Facilities, U.S. Customs and Border Protection, Homeland Security	070		5694	000	12,334,631.92
Fees, National Flood Insurance Reserve Fund, Homeland Security	070	X	5701	001	903,742,097.00
Sale of Real Property, U.S. Coast Guard Housing Special Fund, Coast Guard, Homeland Security	070		5710	003	6,902,133.71
Trust Fund Accounts:					
Recoveries, Oil Spill Liability Trust Fund, Homeland Security	070	X	8185	004	151,398,825.05
Gifts and Donations, Departmental Management, Homeland Security	070	X	8244	001	610.00
Deposits, General Gift Fund, USCG, Homeland Security	070	X	8533	001	3,015,016.46
Budget Clearing Accounts:					
Proceeds of Sales, Personal Property	070	F	3845	005	-7,098,056.38
Proceeds of Sales, Personal Property	070	F	3845	007	257,041.50
Proceeds of Sales, Personal Property	070	F	3845	011	5,613.00
Proceeds of Sales, Personal Property	070	F	3845	019	-121,302.88
Budget Clearing Account (Suspense)	070	F	3875	001	7,211.85
Budget Clearing Account (Suspense)	070	F	3875	006	-19,154,546.94
Budget Clearing Account (Suspense)	070	F	3875	011	4,481.84
Budget Clearing Account (Suspense)	070	F	3875	019	-253,729.46
Budget Clearing Account (Suspense)	070	F	3875	023	-192,327.24
Budget Clearing Account	070	F	3880	005	-11,636.77
Unavailable Check Cancellations and Overpayments (Suspense)	070	F	3880	005	-11,636.77
Total, Proprietary Receipts from the Public					1,184,591,542.17

Receipts By Department - Continued

Classification	Account Symbol				Amount
	AID	A	MAIN	SUB	
Intrabudgetary Receipts Deducted by Agency					
General Fund Accounts: Collections of Receivables from Cancelled Accounts	070		3200	000	4,055,090.84
Special Fund Accounts: Earnings on Investments, National Flood Insurance Reserve Fund, Homeland Security	070	X	5701	002	32,162,205.86
Trust Fund Accounts: Payments to Donor Ports via USACE O&M, Harbor Maintenance Fee Collection, U.S. Customs and Border Pr	070	X	8870	001	21,355,000.00
Budget Clearing Accounts: Undistributed Intragovernmental Payments	070	F	3885	003	-13,724.64
Undistributed Intragovernmental Payments	070	F	3885	006	-2,088,793.01
Undistributed Intragovernmental Payments	070	F	3885	011	-389,864.00
Undistributed Intergovernmental Payment	070	F	3885	012	115,814.75
Undistributed Intergovernmental Payments, Homeland Security	070	F	3885	021	2,341.98
Undistributed Intragovernmental Payments	070	F	3885	023	-12,215,177.92
Total, Intrabudgetary Receipts Deducted by Agency					42,982,893.86
Undistributed Offsetting Receipts					
Trust Fund Accounts: Earnings on Investments, Aquatic Resources Trust Fund	070	X	8147	003	39,117,577.59
Earnings on Investments Oil Spill Liability Trust Fund, Homeland Security	070	X	8185	002	89,678,767.76
Earnings on Investments, Gifts and Bequests for Disaster Relief, Departmental Management, Homeland Security	070	X	8244	002	35,080.16
Earnings on Investments, General Gift Fund, USCG, Homeland Security	070	X	8533	002	36,804.85
Total, Undistributed Offsetting Receipts					128,868,230.36
Offsetting Governmental Receipts					
General Fund Accounts: Tonnage Duty Fees	020		0311	000	25,937,988.94
Passenger Security Fees Returned to the General Fund, Transportation Security Administration, Homeland Security	070		0900	000	1,400,000,000.00
Marine Safety User Fees U.S. Coast Guard	070		2421	000	16,675,615.98
Special Fund Accounts: Immigration User Fees, Homeland Security	070		5087	003	541,261,116.98
Immigration Examinations Fee Account, Homeland Security	070	X	5088	001	3,827,164,809.53
Land Border Inspection Fees, Homeland Security	070	X	5089	001	34,862,329.96
H-1B Nonimmigrant Petitioner Account, Homeland Security	070		5106	001	382,578,750.00
Breached Bond Penalties Greater Than \$8m, Breached Bond Detention Fund, Border and Transportation Security, Homeland Security	070	X	5126	001	51,420,051.72
Student and Exchange Visitor Fee, Border and Transportation Security, Homeland Security	070	X	5378	001	85,317,252.51
Fees, Aviation Security Capital Fund, Transportation Security Administration, Homeland Security	070	X	5385	001	250,000,000.00
H-1B and L Fraud Prevention and Detection Account	070		5389	001	124,589,957.03
Fines and Penalties, Immigration Enforcement Account, U.S. Customs and Border Protection, Homeland Security	070	X	5451	001	514,967.37
Detention and Removal Operations Fees, U.S. Immigration and Customs Enforcement, Homeland Security	070	X	5542	001	437,316.00
International Registered Traveler Program Fund, U.S. Customs and Border Protection, Homeland Security	070	X	5543	001	130,081,375.92
Customs Conveyance, Passenger, and Other Fees, USCS, Homeland Security	070	X	5695	020	665,190,955.04
Customs Merchandise Processing Fee, USCS, Homeland Security	070		5695	030	2,491,217,431.25
Temporary L-1 Visa Fees, 9-11 Response and Biometric Exit Account, USCBP, Homeland Security	070	X	5702	001	6,612,712.17
Temporary H-1B Visa Fees, 9-11 Response and Biometric Exit Account, USCBP, Homeland Security	070	X	5702	003	29,346,000.00
Total, Offsetting Governmental Receipts					10,063,208,630.40
Total, Department of Homeland Security					16,694,099,811.94
Department of Housing and Urban Development					
Proprietary Receipts from the Public					
General Fund Accounts: Green Retrofit Program for Multifamily Housing, Downward Reestimates of Subsidies, Housing and Urban Development	086		2678	001	5,928,457.82
Native Hawaiian Housing Loan Guarantee Fund, Negative Subsidies, Public and Indian Housing, Housing and Urban Development	086		2684	000	50,499.94
Home Ownership Preservation Equity Fund, Downward Reestimates of Subsidies	086		2695	003	18,519,110.00
FHA-General and Special Risk Insurance, Negative Subsidies	086		2719	001	678,288,224.79
FHA-General and Special Risk Insurance, Re-Estimates	086		2719	003	3,718,742,393.30
Indian Housing Loan Guarantee Receipt Account, Downward Reestimates of Subsidies	086		2743	003	33,596,696.08
Title VI Indian Loan Guaranteed Receipt Account, Downward Reestimates of Subsidies	086		2762	003	1,620,415.46
Community Development Loan Guarantees, Downward Reestimates of Subsidies	086		2773	003	9,673,952.02
Native Hawaiian Housing Loan Guarantees, Downward Reestimates of Subsidies	086		2799	003	542,305.94
General Fund Proprietary Receipts, Not Otherwise Classified, All Other	086		3220	000	5,633,742.30
Trust Fund Accounts: Affordable Housing Allocation, Housing Trust Fund, Housing and Urban Development	086	X	8560	001	326,502,433.41
Budget Clearing Accounts: Budget Clearing Account (Suspense), Cash Control and Reconciliation Division	086	F	3875	000	-205,381.38
Budget Clearing Account (Suspense), Cash Control and Reconciliation Division	086	F	3875	001	-714,228.84
Total, Proprietary Receipts from the Public					4,798,180,620.84
Intrabudgetary Receipts Deducted by Agency					
General Fund Accounts: Collections of Receivables from Cancelled Accounts, Housing and Urban Development	086		3200	000	6,179,615.14
Budget Clearing Accounts: Undistributed Intragovernmental Payments, Office of the Secretary, Housing and Urban Development	086	F	3885	001	-141,325.14
Total, Intrabudgetary Receipts Deducted by Agency					6,038,290.00
Offsetting Governmental Receipts					
Trust Fund Accounts: Mobile Home Inspection and Monitoring Fees, Manufactured Housing Fees Trust Fund, Housing and Urban Development	086		8119	001	14,710,000.00

Receipts By Department - Continued

Classification	Account Symbol				Amount
	AID	A	MAIN	SUB	
Total, Offsetting Governmental Receipts					14,710,000.00
Total, Department of Housing and Urban Development					4,818,928,910.84
Department of the Interior					
Budget Receipts					
Special Fund Accounts:					
Land and Water Conservation Fund, Motorboat Fuels Tax, National Park Service	014		5005	003	1,000,000.00
Coal Mining Reclamation Fees, Office of Surface Mining Reclamation and Enforcement	014	X	5015	006	122,924,837.69
Federal Aid to Wildlife Restoration Fund 1975	014	X	5029	003	701,625,711.27
Deposits, Civil Penalties, Office of Surface Mining Reclamation and Enforcement	014	X	5063	001	13,228.37
Migratory Birds Hunting Stamps	014	X	5137	001	22,291,628.31
Import Duties on Arms and Ammunition	014	X	5137	002	48,605,647.51
Migratory Birds Hunting Stamps (Conservation Easements), U.S. Fish and Wildlife Service, Interior	014	X	5137	004	14,745,319.97
National Indian Gaming Commission, Gaming Activity Fees, Interior	014	X	5141	003	20,768,466.69
Fines, Penalties, and Forfeitures, Migratory Bird, North American Wetlands Conservation Fund, United States Fish and Wildlife	014		5241	000	257,841.59
Total, Budget Receipts					932,232,681.40
Proprietary Receipts from the Public					
General Fund Accounts:					
General Fund Proprietary Interest, Not Otherwise Classified	014		1435	000	10,546,172.32
Rent and Bonuses from Land Leases for Resource Exploration and Extraction, Agriculture and Interior	014		1811	000	22,405,957.09
Hardrock Mining Claim Maintenance Fee, Interior	014		2032	000	27,680,465.00
Royalties on Natural Resources, Not Otherwise Classified, Interior	014		2039	000	327,080,104.30
Sale of Timber, Wildlife and Other Natural Land Products, Not Otherwise Classified, Interior	014		2229	000	7,999,263.56
Sale of Publications and Reproductions, Not Otherwise Classified	014		2259	000	50,812.00
Fees and Other Charges for Program Administrative Services, Interior	014		2419	001	24,208.15
Receipts from Grazing Fees, Federal Share, Interior	014		2484	000	4,223,493.83
Indian Loan Guarantee, Downward Reestimates, Bureau of Indian Affairs	014		2729	003	3,350,414.00
Indian Direct Loan, Downward Reestimates of Subsidies, Bureau of Indian Affairs	014		2747	003	353,459.00
Assistance to American Samoa, Direct Loan, Downward Reestimates of Subsidies, Office of Insular Affairs	014		2774	003	176,397.24
General Fund Proprietary Receipts, Not Otherwise Classified, All Other	014		3220	000	105,760,465.40
Special Fund Accounts:					
Miscellaneous Interest, Reclamation Fund, Interior	014		5000	021	16,546,632.05
Royalties on Natural Resources, Reclamation Fund, Interior	014		5000	024	929,929,954.91
Sale of Timber and Other Products, Reclamation Fund, Interior	014		5000	025	516,268.56
Other, Reclamation Fund, Interior	014		5000	028	216,640,927.74
Sale of Public Domain, Reclamation Fund, Interior	014		5000	029	11,650,256.36
Receipts from Mineral Leasing, Public and Acquired Military Lands (Act February 25, 1920 and December 17, 1981, as	014	X	5003	002	1,342,915,213.56
Interest on Late Payment of Coal Mining Reclamation Fees, Office of Surface Mining Reclamation and Enforcement	014	X	5015	007	53,754.35
Other, Office of Surface Mining Reclamation and Enforcement	014	X	5015	008	282,050.35
Receipts from Grazing, Etc., Public Lands Outside Grazing Districts, Bureau of Land Management	014		5016	000	1,759,055.78
Service Charges, Deposits and Forfeitures, Bureau of Land Management	014	X	5017	001	33,479,320.83
Deposits for Road Maintenance and Reconstruction, Bureau of Land Management	014	X	5018	001	3,180,154.23
Receipts from Grazing, Etc., Public Lands within Grazing Districts, Bureau of Land Management	014		5032	000	1,532,948.67
Receipts from Grazing, Etc., Public Lands within Grazing Districts, Miscellaneous, Bureau of Land Management	014		5044	000	101,001.69
Receipts from Oil and Gas Leases, National Petroleum Reserve in Alaska, Office of Natural Resources Revenue, Interior	014	X	5045	001	21,011,859.67
Rents and Charges for Quarters, Bureau of Land Management	014	X	5048	001	744,211.85
Rents and Charges for Quarters, National Park Service	014	X	5049	001	21,353,884.40
Rents and Charges for Quarters, United States Fish and Wildlife Service	014	X	5050	001	3,272,685.40
Rents and Charges for Quarters, Bureau of Indian Affairs	014	X	5051	001	5,337,428.97
Rents and Charges for Quarters, Bureau of Reclamation, Interior	014	X	5053	001	294,433.81
Rents and Charges for Quarters, Geological Survey	014	X	5055	001	102,853.72
Receipts from Operations of North Platte Project (Gering and Fort Laramie, Goshen, and Pathfinder Irrigation Districts),	014	X	5058	001	4,421.18
Delaware Water Gap Route 209 Commercial Operation Fees, National Park Service	014	X	5076	001	20,900.00
National Wildlife Refuge Fund, United States Fish and Wildlife Service	014	X	5091	001	6,840,436.25
Proceeds from Sales, Water Resource Development Projects, United States Fish and Wildlife Service	014	X	5092	001	145,904.19
Recreation Enhancement Fee Program, Bureau of Reclamation	014	X	5109	001	829,574.72
Recreational Fee Demonstration Program, National Park Service	014	X	5110	001	249,916,203.49
Receipts from Clark County, Nevada Land Sales, 15% Fund, Bureau of Land Management	014	X	5129	001	29,261,250.00
Revenues, Indian Arts and Crafts Board	014	X	5130	001	8,305.92
Grazing Fees for Range Improvements, Taylor Grazing Act, as Amended	014		5132	000	6,288,015.76
Sale of Public Land and Materials, 5% Fund to States	014		5133	000	762,317.80
Moneys Due Oklahoma from Royalties, Oil and Gas, South Half of Red River, Office of Natural Resources Revenue, Interior	014	X	5134	001	4,724.99
State Cost Sharing, Lahontan Valley and Pyramid Lake Fish and Wildlife Fund	014	X	5157	004	336,011.00
Rental Payments, Park Buildings Lease and Maintenance Fund, National Park Service	014	X	5163	001	9,497,492.11
Transportation Systems Fund, National Park Service	014	X	5164	001	44,119.34
Forest Ecosystems Health and Recovery-Disposal of Salvage Timber, Bureau of Land Management	014	X	5165	001	11,732,086.32
Concessioner Improvement Accounts Deposit, National Park Service	014	X	5169	001	8,463,718.07
Revenue, Central Valley Project Restoration Fund, Bureau of Reclamation	014	X	5173	003	46,107,747.69
Natural Resource Damage Assessment and Restoration Fund, U.S. Fish and Wildlife Service, Interior	014	X	5198	001	521,576,205.09
Land Sales, South Nevada Public Land Management	014	X	5232	001	136,410,069.10
Deposits, Operation and Maintenance, Indian Irrigation Systems	014	X	5240	001	39,636,232.10
Alaska Resupply Program, Bureau of Indian Affairs	014	X	5242	001	263,594.48
National Forest Fund, Payments to States, Office of Natural Resources Revenue, Interior	014	X	5243	001	4,022,743.07
Filming and Special Use Fee Program, National Park Service	014	X	5247	001	783,622.21
Receipts from Leases of Lands Acquired for Flood Control Navigation and Allied Purposes, Office of Natural Resources Revenue,	014	X	5248	001	36,816,492.91
Timber Sales Pipeline Restoration Fund, Bureau of Land Management	014	X	5249	001	4,162,796.09
Recreation Fee Enhancement Program, U.S. Fish and Wildlife Service	014	X	5252	001	5,741,534.58
Federal Land Disposal Account, Bureau of Land Management	014	X	5260	001	14,044,704.00
Interest on Investment in GSES, Tribal Special Fund, Office of the Special Trustee for American Indians	014	X	5265	003	12,133,636.34
Return of Principal from Private Sector Investments, Tribal Special Fund, Office of the Special Trustee for American Indians	014	X	5265	004	322,800,911.61
Miscellaneous Sales of Assets, Tribal Special Fund, Office of the Special Trustee for American Indians	014	X	5265	005	19,937,814.00
Recreational Fee Demonstration Program, Bureau of Land Management	014	X	5413	001	23,721,385.69
Park Concessions Franchise Fees, National Park Service	014	X	5431	001	69,755,369.72
Funds Reserved, Title II Projects on Federal Lands, Bureau of Land Management	014	X	5485	001	2,405,563.59
Stewardship Contracting Product Sales, Funds Retained, Bureau of Land Management	014	X	5506	001	53,411.28
San Joaquin River Restoration Fund Receipts, Bureau of Reclamation, Interior	014	X	5537	001	12,582,141.62
San Joaquin River Restoration Fund Receipts, Bureau of Reclamation, Interior	014	X	5537	003	1,888,406.63
Rent from Mineral Leases, Permit Processing Fund, Bureau of Land Management	014	X	5573	001	37,816,669.04
Oil and Gas Permit Processing Fee - 85%, Bureau of Land Management, Interior	014	X	5573	003	31,238,494.00
Oil and Gas Permit Processing Fee - 15%, Bureau of Land Management, Interior	014	X	5573	004	-289,860.00
Geothermal Lease Revenues, County Share, Office of Natural Resources Revenue, Interior	014	X	5574	001	4,185,266.22
Reclamation Water Settlements Fund, Bureau of Reclamation, Interior	014	X	5593	001	120,000,000.00
Earnings on Investments, Bureau of Reclamation, Interior	014	X	5593	002	3,285,484.02
Rents and Charges for Quarters, Bureau of Indian Education, Interior	014	X	5621	001	27,241.30
Power Revenues, Indian Irrigation Projects	014	X	5648	001	70,805,773.24

Receipts By Department - Continued

Classification	Account Symbol				Amount
	AID	A	MAIN	SUB	
Revenues, Colorado River Dam Fund, Boulder Canyon Project, Bureau of Reclamation	014	X	5656	001	85,303,292.75
Fees from Visitors to Grand Teton and Yellowstone National Parks, 25% Fund	014	X	5666	001	16,995.28
Water Storage Enhancement Receipts, Bureau of Reclamation, Interior	014		5704	001	157,619,245.00
Sale of Public Land and Materials	014		5881	000	11,302,395.46
Oregon and California Land-Grant Fund (See 2229 for General Account; 5136 and 5885 for Special Accounts)	014		5882	000	9,979,053.84
Funds Reserved, Oregon and California Grant Lands, Bureau of Land Management	014	X	5884	001	25,814,588.44
Receipts from National Grasslands, Bureau of Land Management	014		5896	011	285,767.43
Coos Bay Wagon Road Grant Fund (By Years) (See 2229 for General Account; and 5898 for Special Account)	014		5897	000	-2,590,203.43
Funds Reserved, Coos Bay Wagon Road Grant Lands, Bureau of Land Management	014	X	5898	001	222,709.53
Trust Fund Accounts:					
Interest on Investment in GSES, Tribal Trust Fund, Office of the Special Trustee for American Indians	014	X	8030	003	4,527,949.43
Return of Principal from Private Sector Investments, Tribal Trust Fund, Office of the Special Trustee for American Indians	014	X	8030	004	146,838,185.82
Miscellaneous Sales of Assets, Tribal Trust Fund, Office of the Special Trustee for the American Indians	014	X	8030	005	24,941,922.81
Donations to National Park Service	014	X	8037	001	46,309,993.07
Contributions and Deposits, Bureau of Land Management	014	X	8069	001	23,789,725.91
Deposits, Reclamation Trust Funds	014	X	8070	001	281,377.00
Deposits, Contributed Funds, United States Fish and Wildlife Service	014	X	8216	001	6,218,786.37
Gifts and Donations, Bureau of Indian Affairs	014	X	8361	001	120,057.44
Contributed Funds, Geological Survey, Interior	014	X	8562	001	1,335,780.22
Budget Clearing Accounts:					
Proceeds of Sales, Personal Property, Geological Survey	014	F	3845	008	-71,521.10
Proceeds of Sales, Personal Property, United States Fish and Wildlife Service	014	F	3845	016	-2,678,701.14
Proceeds of Sales, Personal Property, Office of Surface Mining Reclamation and Enforcement	014	F	3845	018	52,259.63
Total, Proprietary Receipts from the Public					5,526,044,699.31
Intrabudgetary Receipts Deducted by Agency					
General Fund Accounts:					
Collections of Receivables from Cancelled Accounts, Interior	014		3200	000	28,513.76
Special Fund Accounts:					
Earnings on Investments, Office of Surface Mining Reclamation and Enforcement	014	X	5015	009	55,436,485.18
Earnings on Investments, Federal Aid to 1975 Wildlife Restoration Fund	014	X	5029	002	51,713,469.59
Payment from the General Fund, Cooperative Endangered Species Conservation Fund	014		5143	000	66,170,193.00
Interest on Principal, Utah Reclamation Mitigation and Conservation Account	014	X	5174	002	10,826,972.28
Earnings on Investments, Natural Resource Damage Assessment and Restoration Fund, U.S. Fish and Wildlife Service, Interior	014	X	5198	002	18,807,170.23
Earnings on Investment, Southern Nevada Public Land Management	014	X	5232	002	15,540,586.10
Earnings on Investments, Operation and Maintenance, Indian Irrigation Systems	014	X	5240	002	346,360.03
Earnings on Investment, Tribal Special Fund, Office of the Special Trustee for American Indians	014	X	5265	002	590,106.35
Interest Earned, Environmental Improvement and Restoration Fund, Office of Natural Resources Revenue, Interior	014	X	5425	002	33,346,306.50
Earnings on Investments, Lincoln County Land Act, Bureau of Land Management	014	X	5469	002	367,410.09
Earnings on Investments, Low-Hazard Indian Dam Safety Deferred Maintenance Fund	014		5638	002	454,434.88
Earnings on Investments, Indian Irrigation Fund, Bureau of Indian Affairs and Indian Education	014		5639	002	1,233,088.56
Earnings on Investments, Power Revenues, Indian Irrigation Projects	014	X	5648	002	213,373.25
Interest Earned on Investments, Blackfeet Water Settlement Implementation Fund, Bureau of Reclamation	014	X	5668	002	47,997.56
Budget Clearing Accounts:					
Undistributed Intragovernmental Payments, Bureau of Reclamation	014	F	3885	006	-98,218.13
Undistributed Intragovernmental Payments, Bureau of Land Management	014	F	3885	011	-21,258,874.75
Total, Intrabudgetary Receipts Deducted by Agency					233,765,374.48
Undistributed Offsetting Receipts					
General Fund Accounts:					
Interest Received from Outer Continental Shelf Escrow Amounts, Interior	014		1493	000	118,392.07
Royalties on Outer Continental Shelf Lands, Interior	014		2020	000	2,517,078,490.98
Special Fund Accounts:					
Land and Water Conservation Fund, Rent Receipts, Outer Continental Shelf Lands, National Park Service	014		5005	007	32,428,460.71
Land and Water Conservation Fund, Royalty Receipts, Outer Continental Shelf Lands, National Park Service	014		5005	008	864,387,726.07
Outer Continental Shelf Rents and Bonuses, LWCF Share from Certain Leases, National Park Service	014		5005	009	82,911,826.99
Historic Preservation Fund, Receipts, Outer Continental Shelf Lands	014		5140	000	150,000,000.00
Outer Continental Shelf Rents and Bonuses, State Share from Certain Gulf of Mexico Leases, Office of Natural Resources	014	X	5535	001	90,901,250.14
Outer Continental Shelf Royalties, Office of Natural Resources Revenue, Interior	014	X	5535	002	155,620,910.47
Trust Fund Accounts:					
Earnings on Investment, Tribal Trust Fund, Office of the Special Trustee for American Indians	014	X	8030	002	343,797.38
Earnings on Investments, Donations to National Park Service, National Park Service, Interior	014	X	8037	002	499,843.08
Earnings on Investments, Preservation, Birthplace of Abraham Lincoln	014	X	8052	002	3,442.50
Budget Clearing Accounts:					
Budget Clearing Account (Suspense), Mineral Leasing Rights	014	F	3875	017	-248,051,351.56
Total, Undistributed Offsetting Receipts					3,646,242,788.83
Offsetting Governmental Receipts					
Special Fund Accounts:					
Earnings on Investment, High-Hazard Indian Dam Safety Deferred Maintenance Fund	014		5637	002	932,195.20
Total, Offsetting Governmental Receipts					932,195.20
Total, Department of the Interior					10,339,217,739.22
Department of Justice					
Budget Receipts					
General Fund Accounts:					
Registration Fees, Drug Enforcement Administration	015		0854	000	15,000,000.00
Chapter Eleven Filing Fees, Bankruptcy, Justice	015		0870	000	5,738,803.69
Fines, Penalties, and Forfeitures, Narcotic, Prohibition and Alcohol Laws, DEA, Justice	015		1050	011	61,750,515.16
Special Fund Accounts:					
Fines, Penalties, and Forfeitures, Crime Victims Fund, Justice	015	X	5041	001	502,867,411.07
Child Pornography Victims Reserve Assessments, Crime Victims Fund, Justice	015	X	5041	004	114,447.70
Forfeited Cash and Proceeds from the Sale of Forfeited Property, Justice	015	X	5042	001	1,641,854,820.02
Fines, Penalties, and Forfeitures, Domestic Trafficking Victims' Fund, Office of Justice Programs, Justice	015	X	5606	001	940,948.99
Fines, Penalties, and Forfeitures, United States Victims of State Sponsored Terrorism Fund, General Legal Activities, Justice	015	X	5608	001	60,639,848.21

Receipts By Department - Continued

Classification	Account Symbol				Amount
	AID	A	MAIN	SUB	
Total, Budget Receipts					2,288,906,794.84
Proprietary Receipts from the Public					
General Fund Accounts:					
General Fund Proprietary Interest, Not Otherwise Classified	015		1435	000	9,831.90
General Fund Proprietary Interest, Not Otherwise Classified, FBI, Justice	015		1435	002	41,117.21
General Fund Proprietary Interest, Not Otherwise Classified, OJP, Justice	015		1435	004	10,029.31
General Fund Proprietary Interest, Not Otherwise Classified, ATF, Justice	015		1435	007	61.48
General Fund Proprietary Interest, Not Otherwise Classified, BOP, Justice	015		1435	010	6,355.40
General Fund Proprietary Receipts, Not Otherwise Classified, All Other	015		3220	000	1,180,553,274.62
General Fund Proprietary Receipts, Not Otherwise Classified, All Other, General Legal Activities, Justice	015		3220	001	2,567.48
General Fund Proprietary Receipts, Not Otherwise Classified, All Other, FBI, Justice	015		3220	002	13,984,066.75
General Fund Proprietary Receipts, Not Otherwise Classified, All Other, ATF, Justice	015		3220	007	235,881.90
General Fund Proprietary Receipts, Not Otherwise Classified, All Other, BOP, Justice	015		3220	010	8,067,769.71
General Fund Proprietary Receipts, Not Otherwise Classified, All Other, DEA, Justice	015		3220	011	614,564.84
General Fund Proprietary Receipts, Not Otherwise Classified, All Other, USMS, Justice	015		3220	018	517,740.08
Trust Fund Accounts:					
Gifts and Bequests, Justice Gift Fund	015	X	8305	001	5,000.00
Gifts, Crime Victims Fund	015	X	8306	001	250.00
Budget Clearing Accounts:					
Collections and/or Payments Default, Justice	015	F	3500	000	466.00
Proceeds of Sales, Personal Property, Federal Bureau of Investigation	015	F	3845	002	3,051.17
Proceeds of Sales, Personal Property, Drug Enforcement Administration	015	F	3845	011	-7,608.87
Budget Clearing Account (Suspense), General Legal Activities	015	F	3875	001	5,609,128.62
Budget Clearing Account (Suspense), Federal Prison System	015	F	3875	010	-583,337.13
Total, Proprietary Receipts from the Public					1,209,070,210.47
Intrabudgetary Receipts Deducted by Agency					
General Fund Accounts:					
Collections of Receivables from Cancelled Accounts	015		3200	000	27,297.51
Collections of Receivables from Canceled Accounts, FBI, Justice	015		3200	002	26,107.84
Collections of Receivables from Canceled Accounts, OJP, Justice	015		3200	004	302,267.96
Collections of Receivables from Canceled Accounts, BOP, Justice	015		3200	010	4,200.72
Collections of Receivables from Canceled Accounts, DEA, Justice	015		3200	011	74,104.72
Special Fund Accounts:					
Earnings on Investments, Assets Forfeiture Fund, Justice	015	X	5042	002	89,061,652.84
Earnings on Investments, United States Trustee System Fund, Justice	015	X	5073	002	1,939,662.19
Earnings on investments, United States Victims of State Sponsored Terrorism Fund, General Legal Activities, Justice	015	X	5608	002	8,516,818.09
Trust Fund Accounts:					
Payment from the General Fund, Radiation Exposure Compensation Trust Fund, Justice	015	X	8116	001	65,000,000.00
Budget Clearing Accounts:					
Undistributed Intragovernmental Payments, Legal Activities	015	F	3885	001	-864,985,529.51
Undistributed Intragovernmental Payments, Federal Bureau of Investigation	015	F	3885	002	-5.58
Total, Intrabudgetary Receipts Deducted by Agency					-700,033,423.22
Offsetting Governmental Receipts					
Special Fund Accounts:					
Fees for Bankruptcy Oversight, United States Trustee System Fund, Justice	015	X	5073	001	327,298,669.58
Diversion Control Fee Account	015	X	5131	001	427,638,928.45
Total, Offsetting Governmental Receipts					754,937,598.03
Total, Department of Justice					3,552,881,180.12
Department of Labor					
Budget Receipts					
Special Fund Accounts:					
Fees, HIRE Vets Medallion Award Fund, Departmental Management, Labor	016		5623	001	106,350.00
Trust Fund Accounts:					
Transfers from General Fund of Amounts Equal to FUTA Taxes, Unemployment Trust Fund	016	X	8042	001	6,160,829,204.78
State Accounts, Deposits by States, Unemployment Trust Fund	016	X	8042	003	36,862,926,161.58
Deposits by Railroad Retirement Board, Unemployment Trust Fund	016	X	8042	005	80,032,339.92
Receipts, Relief and Rehabilitation, Longshoremens and Harbor Workers' Compensation Act, as Amended, Labor	016	X	8130	001	102,802,606.00
Receipts, Relief and Rehabilitation, Workmen's Compensation Act, within the District of Columbia, Labor	016	X	8134	001	5,779,380.00
Transfer from General Fund, Black Lung Benefits Revenue Act Taxes, Black Lung Disability Trust Fund	016	X	8144	001	301,447,414.00
Total, Budget Receipts					43,513,923,456.28
Proprietary Receipts from the Public					
General Fund Accounts:					
General Fund Proprietary Interest, Not Otherwise Classified	016		1435	000	560,884.09
General Fund Proprietary Receipts, Not Otherwise Classified, All Other	016		3220	000	14,579,345.84
Trust Fund Accounts:					
Interest Income, Cash Management Improvement Act, Unemployment Trust Fund	016	X	8042	014	932,860.00
Miscellaneous Interest, Black Lung Disability Trust Fund	016	X	8144	004	2,414,808.05
Total, Proprietary Receipts from the Public					18,487,897.98
Intrabudgetary Receipts Deducted by Agency					
General Fund Accounts:					
Collections of Receivables from Cancelled Accounts, Labor	016		3200	000	4,895,827.01
Special Fund Accounts:					
Interest on Investments, Panama Canal Commission Compensation Fund, Labor	016	X	5155	002	504,347.05

Receipts By Department - Continued

Classification	Account Symbol				Amount
	AID	A	MAIN	SUB	
Trust Fund Accounts:					
Federal Employees Compensation Account Deposits by Federal Agencies, Unemployment Trust Fund	016	X	8042	010	378,734,206.91
Non-Repayable Advances for Unemployment Compensation, Unemployment Trust Fund	016	X	8042	011	1,000,000,000.00
Payments from the General Fund for Extending Unemployment Compensation	016	X	8042	013	83,413,859,080.83
Total, Intradepartmental Receipts Deducted by Agency					84,797,993,461.80
Undistributed Offsetting Receipts					
Trust Fund Accounts:					
Earnings on Investments, Unemployment Trust Fund	016	X	8042	002	2,098,056,338.78
Earnings on Investments, Relief and Rehabilitation, Longshoreman's and Harbor Workers' Compensation Act, as Amended, Labor	016	X	8130	002	391,033.87
Earnings on Investments, Relief and Rehabilitation, Workmen's Compensation Act, within the District of Columbia, Labor	016	X	8134	002	24,071.60
Total, Undistributed Offsetting Receipts					2,098,471,444.25
Total, Department of Labor					130,428,876,260.31
Department of State					
Budget Receipts					
General Fund Accounts:					
Immigration, Passport, and Consular Fees	019		0830	000	503,638,650.83
Trust Fund Accounts:					
Deductions from Employees' Salaries, Foreign Service Retirement and Disability Fund, State	019	X	8186	001	36,172,847.03
Voluntary Contributions, Donations, Service Credit Payments, Etc., Foreign Service Retirement and Disability Fund, Suspense	019	X	8186	003	1,049,947.70
Total, Budget Receipts					540,861,445.56
Proprietary Receipts from the Public					
General Fund Accounts:					
General Fund Proprietary Interest, Not Otherwise Classified	019		1435	000	90,664.48
Repatriation Loans, Downward Reestimates of Subsidies, State	019		2776	003	979,034.00
General Fund Proprietary Receipts, Not Otherwise Classified, All Other	019		3220	000	7,993,725.04
Special Fund Accounts:					
Sale and Rent of Real Property, International Center, Washington, D.C., State	019	X	5151	001	816,998.75
Consular and Border Security Programs, Passport Security Surcharge, State	019	X	5713	003	667,444,953.13
Consular and Border Security Programs, Western Hemisphere Travel Initiative Surcharge, State	019	X	5713	004	281,993,218.33
Consular and Border Security Programs, Machine Readable Visa Fee, State	019	X	5713	005	895,783,731.99
Consular and Border Security Programs, Immigrant Visa Security Surcharge, State	019	X	5713	006	80,073,637.34
Consular and Border Security Programs, Affidavit of Support Fee, State	019	X	5713	007	56,713,985.00
Consular and Border Security Programs, Diversity Visa Lottery Fee, State	019	X	5713	008	8,097,449.36
Trust Fund Accounts:					
Department of State Unconditional Gift Fund	019	X	8821	001	58,480,249.22
Conditional Gift Fund, General, State	019	X	8822	001	3,377,680.22
Budget Clearing Accounts:					
Proceeds of Sales, Personal Property (Suspense), State	019	F	3845	000	-2,069,070.37
Budget Clearing Account (Suspense), State	019	F	3875	000	12,206.36
Budget Clearing Account (Suspense), for CAPPS Only, Office of Finance	019	F	3875	003	-45,020.42
Unavailable Check Cancellations and Overpayments (Suspense), State	019	F	3880	000	-16,199.35
Unavailable Check Cancellations and Overpayments (Suspense), Bangkok, Thailand	019	F	3880	068	17,858.20
Unavailable Check Cancellations and Overpayments (Suspense), Charleston, SC	019	F	3880	069	97,766.98
Total, Proprietary Receipts from the Public					2,059,842,868.26
Intradepartmental Receipts Deducted by Agency					
General Fund Accounts:					
Charges for Services to Trust Funds	019		2414	000	6,490.12
Collections of Receivables from Cancelled Accounts, State	019		3200	000	31,097,450.77
Special Fund Accounts:					
Earnings on Investments, International Center, Washington, D. C., State	019	X	5151	002	263,083.40
Federal Payments, International Litigation Fund, State	019	X	5177	002	3,600,000.00
Employing Agency Contributions, Foreign Service National Defined Contributions Retirement Fund, State	019	X	5497	001	21,698,426.68
Interest on Investments, Foreign Service National Defined Contributions Retirement Fund, State	019	X	5497	002	556,911.01
Employee Contributions, Foreign Service National Defined Contributions Retirement Fund, State	019	X	5497	005	4,309,412.02
Trust Fund Accounts:					
Receipts from Civil Service Retirement and Disability Fund, Suspense	019	X	8186	005	1,443,012.55
Federal Contribution, Foreign Service Retirement and Disability Fund	019	X	8186	008	721,900,000.00
Foreign Service National Separation Liability Trust Fund, State	019	X	8340	001	32,132,080.00
Budget Clearing Accounts:					
Undistributed Intragovernmental Payments, for CAPPS Only, Office of Finance, State	019	F	3885	003	-33,106,341.65
Total, Intradepartmental Receipts Deducted by Agency					783,900,524.90
Undistributed Offsetting Receipts					
Trust Fund Accounts:					
Earnings on Investments, Foreign Service Retirement and Disability Fund	019	X	8186	002	535,338,879.87
Employing Agency Contributions, Foreign Service Retirement and Disability Fund, Suspense	019	X	8186	004	373,845,727.95
Interest and Earnings on Investments, Israeli Arab Scholarship Program	019	X	8271	002	117,016.26
Earnings on Investments, Center for Middle Eastern-Western Dialogue Trust Fund, State	019	X	8813	002	175,192.06
Earnings on Investments, Unconditional Gift Fund, General, Department of State	019	X	8821	002	-33,019.40
Earnings on Investments, Conditional Gift Fund, General, State	019	X	8822	002	486,718.75
Earnings on Investments, Eisenhower Exchange Fellowship Program Trust Fund	570	X	8276	002	106,328.52
Total, Undistributed Offsetting Receipts					910,036,844.01
Total, Department of State					4,294,641,682.73

Receipts By Department - Continued

Classification	Account Symbol				Amount
	AID	A	MAIN	SUB	
Department of Transportation					
Budget Receipts					
Special Fund Accounts:					
Aviation Fees, Overflight Fees, Federal Aviation Administration, Transportation	069		5422	004	109,473,091.77
Trust Fund Accounts:					
Deposits, Highway Account, (Highway Trust Fund)	069	X	8102	001	37,565,921,900.97
Deposits, Mass Transit Account (Highway Trust Fund)	069	X	8102	011	5,198,053,887.96
Deposits, Airport and Airway Trust Fund	069	X	8103	001	9,015,738,616.09
Total, Budget Receipts					51,889,187,496.79
Proprietary Receipts from the Public					
General Fund Accounts:					
General Fund Proprietary Interest, Not Otherwise Classified	069		1435	000	125,637.96
Maritime (Title XI Loan Program, Downward Reestimates of Subsidies, Maritime Administration, Transportation	069		2728	003	84,988,270.32
Minority Business Resource Center Guaranteed Loans, Downward Reestimates of Subsidies	069		2739	003	424.00
Railroad Rehabilitation and Improvement Financing, Negative Subsidies, Office of the Secretary, Transportation	069		2760	001	5,121,657.46
Downward Reestimates, Railroad Rehabilitation and Improvement Program, Office of the Secretary, Transportation	069		2760	003	20,051,389.44
Transportation Infrastructure Finance and Innovation Program, Downward Reestimates Subsidies, Office of the Secretary,	069		2768	003	982,071,198.18
General Fund Proprietary Receipts, Not Otherwise Classified, All Other	069		3220	000	33,335,974.78
Special Fund Accounts:					
Fees for Training and Planning, Emergency Preparedness Grant, Pipeline and Hazardous Materials Safety Administration,	069	X	5282	001	23,414,250.00
Property Disposal or Lease Proceeds, Aviation User Fees, Federal Aviation Administration, Transportation	069	X	5422	003	1,457,162.33
Settlements and Miscellaneous Receipts, Aviation User Fees, Transportation	069	X	5422	005	83,725.70
Trust Fund Accounts:					
Advances from State Cooperating Agencies and Foreign Governments, Federal Highway Administration	069	X	8054	001	18,663,859.11
Interest Income, Cash Management Improvement Act, Highway Account (Highway Trust Fund)	069	X	8102	014	3,379,462.00
Interest Income, Cash Management Improvement Act, Airport and Airway Trust Fund	069	X	8103	014	13,925.00
Contributions for Highway Research Program	069	X	8264	001	159,000.00
Gifts and Bequests, Maritime Administration	069	X	8503	001	1,166,556.54
Budget Clearing Accounts:					
Unavailable Check Cancellations and Overpayments (Suspense), Federal Aviation Administration	069	F	3880	013	348,580.18
Total, Proprietary Receipts from the Public					1,174,381,073.00
Intrabudgetary Receipts Deducted by Agency					
General Fund Accounts:					
Collections of Receivables from Cancelled Accounts	069		3200	000	687,965.80
Trust Fund Accounts:					
Grants-In-Aid for Airports, Liquidation of Contract Authorization, Airport and Airway Trust Fund, Federal Aviation	069		8106	001	400,000,000.00
General Fund Payment, Grants-in-Aid for Airports, Transportation	069	X	8106	001	10,000,000,000.00
Payment From The General Fund, National Surface Transportation and Innovative Finance Bureau Highway Trust Fund Account,	069	X	8634	001	80,412,841.31
Budget Clearing Accounts:					
Undistributed Intergovernmental Payments, Federal Aviation Administration	069	F	3885	013	814,450.41
Total, Intrabudgetary Receipts Deducted by Agency					10,481,915,257.52
Undistributed Offsetting Receipts					
Trust Fund Accounts:					
Earnings on Investments, Highway Trust Fund	069	X	8102	002	193,146,795.24
Earnings on Investments, Airport and Airway Trust Fund	069	X	8103	002	387,413,522.26
Total, Undistributed Offsetting Receipts					580,560,317.50
Offsetting Governmental Receipts					
General Fund Accounts:					
Registration, Filing, and Permit Fees, Pipeline and Hazardous Materials Administration, Transportation	069		0855	000	590,350.00
Special Fund Accounts:					
Pipeline Safety User Fees, Research and Special Programs Administration	069		5172	000	136,957,928.28
Underground Natural Gas Storage Facility Safety	069		5172	004	7,876,923.00
Total, Offsetting Governmental Receipts					145,425,201.28
Total, Department of Transportation					64,271,469,346.09
Department of the Treasury					
Budget Receipts					
General Fund Accounts:					
Fines, Penalties, and Forfeitures, Not Otherwise Classified	000		1099	000	21,600.00
Forfeitures of Unclaimed Money and Property	003		1060	000	2,993,096.93
Registration and Filing Fees	010		0850	000	1,007,775.45
Filing Fees, The Judiciary	010		0864	000	46,442,143.15
Filing Fees, Bankruptcy, The Judiciary	010		0865	000	297,207.72
Fees for Legal and Judicial Services, Not Otherwise Classified	010		0869	000	41,074,857.50
Forfeitures of Unclaimed Money and Property	010		1060	000	4,508,240.16
Fines, Penalties, and Forfeitures, Not Otherwise Classified	010		1099	000	1,776,274.86
Fines, Penalties, and Forfeitures, Not Otherwise Classified	011		1099	000	15.68
Miscellaneous Fees for Regulatory and Judicial Services, Not Otherwise Classified	012		0891	000	1,597,704.07
Fines, Penalties, and Forfeitures, Agricultural Laws	012		1010	000	2,692,883.37
Forfeitures of Unclaimed Money and Property	012		1060	000	145,019.13
Fines, Penalties, and Forfeitures, Not Otherwise Classified	012		1099	000	11,861,167.32
Miscellaneous Fees for Regulatory and Judicial Services, Not Otherwise Classified	013		0891	000	1,264,782.08
Fines, Penalties, and Forfeitures, Customs, Commerce and Antitrust Laws	013		1040	000	886,671.13
Fines, Penalties, and Forfeitures, Not Otherwise Classified	013		1099	000	36,182.30
Miscellaneous Fees for Regulatory and Judicial Services, Not Otherwise Classified	014		0891	000	824.13
Forfeitures of Unclaimed Money and Property	014		1060	000	254,983.64

Receipts By Department - Continued

Classification	Account Symbol				Amount
	AID	A	MAIN	SUB	
Fines, Penalties, and Forfeitures, Not Otherwise Classified	014		1099	000	3,495,316.43
Miscellaneous Fees for Regulatory and Judicial Services, Not Otherwise Classified	015		0891	000	4,942,161.62
Fines, Penalties, and Forfeitures, Customs, Commerce and Antitrust Laws	015		1040	000	1,938,933,000.00
Forfeitures of Unclaimed Money and Property	015		1060	000	-9,360.07
Forfeitures of Unclaimed Money and Property, DEA, Justice	015		1060	002	146,042.54
Forfeitures of Unclaimed Money and Property, BOP, Justice	015		1060	010	30,713.62
Fines, Penalties, and Forfeitures, Not Otherwise Classified	015		1099	000	1,371,770,043.27
Fines, Penalties, and Forfeitures, Not Otherwise Classified, FBI, Justice	015		1099	002	6,220.99
Fines, Penalties, and Forfeitures, Not Otherwise Classified, ATF, Justice	015		1099	007	277,771.06
Fines, Penalties, and Forfeitures, Not Otherwise Classified, BOP, Justice	015		1099	010	1,565.62
Fees for Legal and Judicial Services, Not Otherwise Classified	016		0869	000	328.15
Fines, Penalties, and Forfeitures, Immigration and Labor Laws	016		1030	000	174,631,526.00
Fines, Penalties, and Forfeitures, Mine Safety and Health Administration	016		1080	000	37,675,132.44
Fines, Penalties, and Forfeitures, Not Otherwise Classified	016		1099	000	679,561.40
Forfeitures of Unclaimed Money and Property	017		1060	000	1,032,490.87
Fines, Penalties, and Forfeitures, Not Otherwise Classified	017		1099	000	483,019.76
Recoveries Under Military Occupation	017		1125	000	1,546.12
Fees for Legal and Judicial Services, Not Otherwise Classified	019		0869	000	5.87
Miscellaneous Fees for Regulatory and Judicial Services, Not Otherwise Classified	019		0891	000	141,687.12
Forfeitures of Unclaimed Money and Property	019		1060	000	89,756.76
Fines, Penalties, and Forfeitures, Not Otherwise Classified	019		1099	000	7,800,000.00
Withheld Individual Income and FICA Taxes	020		0101	000	1,245,327,934,138.06
Individual Income Tax, Other	020		0110	000	601,742,720,394.78
Corporation Income and Excess Profits Taxes	020		0111	000	263,847,838,905.48
Excise Taxes	020		0152	000	14,908,202,508.39
Excise Taxes-TTB	020		0152	010	18,863,138,496.32
Estate and Gift Taxes	020		0153	000	18,197,587,539.60
Duties on Imports	020		0310	000	51,915,945,253.11
Deposit of Earnings, Federal Reserve System	020		0650	000	81,880,086,657.97
Registration and Filing Fees	020		0850	000	89,700.00
Miscellaneous Fees for Regulatory and Judicial Services, Not Otherwise Classified	020		0891	000	606,871,191.00
Refunding Internal Revenue Collections (Indefinite), Treasury	020	X	0903	000	-300,457,043,505.85
Fines, Penalties, and Forfeitures, Customs, Commerce and Antitrust Laws	020		1040	000	8,458,837.50
Forfeitures of Unclaimed Money and Property -FSM	020		1060	018	8,317,603.42
Forfeitures of Unclaimed Money and Property-IRR	020		1060	019	11,400.00
Forfeitures of Unclaimed Money and Property -FSD	020		1060	070	123,059.34
Fines, Penalties, and Forfeitures, Not Otherwise Classified, Departmental Offices, Treasury	020		1099	001	960,382.55
Fines, Penalties, and Forfeitures, Not Otherwise Classified, Inspector General For Tax Administration, Treasury	020		1099	004	505.41
Fines, Penalties, and Forfeitures, Not Otherwise Classified, Office of Inspector General, Treasury	020		1099	008	65.13
Fines, Penalties, and Forfeitures, Not Otherwise Classified, Internal Revenue Service, Treasury	020		1099	009	122,251.02
Fines, Penalties, and Forfeitures, Not Otherwise Classified, Alcohol and Tobacco Tax and Trade Bureau, Treasury	020		1099	010	2.03
Fines, Penalties, and Forfeitures, Not Otherwise Classified, Bureau of the Fiscal Service, Treasury	020		1099	012	224.13
Fines, Penalties, and Forfeitures, Not Otherwise Classified, Special Inspector General TARP, Treasury	020		1099	015	187.40
Fines, Penalties, and Forfeitures, Not Otherwise Classified, United States Mint, Treasury	020		1099	016	452.28
Fines, Penalties, and Forfeitures, Not Otherwise Classified, Fiscal Services Miscellaneous, Treasury	020		1099	018	37,736,354.55
Fines, Penalties, and Forfeitures, Not Otherwise Classified, Internal Revenue Service/Revenue, Treasury	020		1099	019	23,430,410.00
Fines, Penalties, and Forfeitures, Not Otherwise Classified, Community Development Financial Institution, Treasury	020		1099	028	61,874.68
Fines, Penalties, and Forfeitures, Not Otherwise Classified, Financial Crimes Enforcement Network, Treasury	020		1099	046	14.99
Fines, Penalties, and Forfeitures, Not Otherwise Classified, D.C. Pensions Fund, Treasury	020		1099	056	6,885.57
Fines, Penalties, and Forfeitures, Not Otherwise Classified, Fiscal Services Debt, Treasury	020		1099	070	267,283.03
Fines, Penalties, and Forfeitures, Not Otherwise Classified, Office of the Comptroller of Currency, Treasury	020		1099	071	132,137,869.16
Fines, Penalties, and Forfeitures, Not Otherwise Classified, Departmental Franchise Fund, Treasury	020		1099	074	2.88
Refund of Moneys Erroneously Received and Covered (Indefinite), Treasury	020	X	1807	000	-128,845,806.12
Users Fees for IRS Ruling and Determination	020		2411	000	3,160,676.60
Recovery from Airport and Airway Trust Fund for Refunds of Taxes	020		3094	000	18,951,057.02
Miscellaneous Fees for Regulatory and Judicial Services, Not Otherwise Classified	021		0891	000	223,811.30
Forfeitures of Unclaimed Money and Property	021		1060	000	135,872.98
Fines, Penalties, and Forfeitures, Not Otherwise Classified	021		1099	000	15,881,922.40
Fees for Legal and Judicial Services, Not Otherwise Classified	023		0869	000	52,457.46
Fines, Penalties, and Forfeitures, Not Otherwise Classified	027		1099	000	60,826,548.06
Forfeitures of Unclaimed Money and Property, Social Security Administration	028		1060	000	149.31
Fines, Penalties, and Forfeitures, Customs, Commerce and Antitrust Laws	029		1040	000	4,854,148,263.21
Fines, Penalties, and Forfeitures, Not Otherwise Classified	031		1099	000	498,949.71
Fees for Legal and Judicial Services, Not Otherwise Classified	036		0869	000	225.00
Forfeitures of Unclaimed Money and Property	036		1060	000	6,249.58
Fines, Penalties, and Forfeitures, Not Otherwise Classified	036		1099	000	211,069.57
Fines, Penalties, and Forfeitures, Not Otherwise Classified	047		1099	000	140,512.13
Fines, Penalties, and Forfeitures, Not Otherwise Classified, National Science Foundation	049		1099	000	1,547.17
Registration, Filing and Transaction Fees, Securities and Exchange Commission	050		0850	150	699,468,374.81
Forfeitures of Unclaimed Money and Property	050		1060	000	1,510.98
Fines, Penalties, and Forfeitures, Not Otherwise Classified	050		1099	000	1,198,411,130.44
Fines, Penalties, and Forfeitures, Not Otherwise Classified, Federal Deposit Insurance Corporation	051		1099	000	9,618,000.00
Miscellaneous Fees for Regulatory and Judicial Services, Not Otherwise Classified	057		0891	000	480.00
Fines, Penalties, and Forfeitures, Immigration and Labor Laws	057		1030	000	.35
Forfeitures of Unclaimed Money and Property	057		1060	000	2,659,030.25
Fines, Penalties, and Forfeitures, Not Otherwise Classified	057		1099	000	310,215.71
Fines, Penalties, and Forfeitures, Customs, Commerce and Antitrust Laws	061		1040	000	250,000.00
Fines, Penalties, and Forfeitures, Not Otherwise Classified	065		1099	000	103.31
Fines, Penalties, and Forfeitures, Not Otherwise Classified	068		1099	000	153,469,804.84
Fines, Penalties, and Forfeitures, Customs, Commerce and Antitrust Laws	069		1040	000	30,335,853.84
Fines, Penalties, and Forfeitures, Not Otherwise Classified	069		1099	000	262,755.73
Refunds and Drawbacks, United States Customs Service (Indefinite), Treasury	070	X	0505	000	-7,085,425,478.30
Registration and Filing Fees	070		0850	000	1,174,486.95
Fines, Penalties, and Forfeitures, Immigration and Labor Laws	070		1030	000	10,756,128.62
Fines, Penalties, and Forfeitures, Customs, Commerce and Antitrust Laws	070		1040	000	83,226,068.53
Forfeiture of Unclaimed Money and Property	070		1060	000	371,169.51
Fines, Penalties, and Forfeitures, Not Otherwise Classified	070		1099	000	486,826.50
Fines, Penalties, and Forfeitures, Not Otherwise Classified	080		1099	000	15,934.94
Fines, Penalties, and Forfeitures, Not Otherwise Classified, Armed Forces Retirement Home	084		1099	000	821.63
Fines, Penalties, and Forfeitures, Not Otherwise Classified	086		1099	000	3.14
Fines, Penalties, and Forfeitures, Not Otherwise Classified, National Archives and Records Administration	088		1099	000	2,612.60
Forfeitures of Unclaimed Money and Property	089		1060	000	5,047.11
Fines, Penalties, and Forfeitures, Not Otherwise Classified	089		1099	000	4,663,379.04
Forfeitures of Unclaimed Money and Property	091		1060	000	69,918.45
Fines, Penalties, and Forfeitures, Not Otherwise Classified	091		1099	000	5,079,889.88
Miscellaneous Fees for Regulatory and Judicial Services, Not Otherwise Classified	096		0891	000	2,605,966.44
Forfeitures of Unclaimed Money and Property	096		1060	000	240.21
Fines, Penalties, and Forfeitures, Not Otherwise Classified	096		1099	000	71,685.16
Forfeitures of Unclaimed Money and Property	097		1060	000	2,120,508.09
Fines, Penalties, and Forfeitures, Not Otherwise Classified	097		1099	000	6,523,841.38
Registration and Filing Fees, Commodity Futures Trading Commission	339		0850	140	1,165,011.00
Fines, Penalties, and Forfeitures, Not Otherwise Classified, Commodity Futures Trading Commission	339		1099	140	192,204,742.13
Fees for Legal and Judicial Services, Not Otherwise Classified, Court of Appeals for Veterans Affairs	345		0869	042	146,340.00
Fines, Penalties, and Forfeitures, Not Otherwise Classified	352		1099	000	36.51

Receipts By Department - Continued

Classification	Account Symbol				Amount
	AID	A	MAIN	SUB	
Fines, Penalties, and Forfeitures, Not Otherwise Classified, Federal Election Commission	360		1099	160	968,457.60
Fines, Penalties, and Forfeitures, Not Otherwise Classified, Federal Mine Safety and Health Review Commission	368		1099	028	78.61
Fines, Penalties, and Forfeitures, Not Otherwise Classified, Bureau of Consumer Financial Protection	581		1099	085	1,702,919.46
Special Fund Accounts:					
Presidential Election Campaign Fund	020	X	5081	001	24,138,903.00
Enrolled Agent Fees Increase, Internal Revenue Service, Miscellaneous Retained Fees, Treasury	020	X	5432	004	7,900,770.74
Fees, Private Collection Agent Program, Internal Revenue Service, Treasury	020	X	5510	001	76,225,596.25
Fees and Assessments, Financial Research Fund, Departmental Offices, Treasury	020	X	5590	001	73,599,693.00
Fees, Special Compliance Personnel Program, Internal Revenue Service, Treasury	020	X	5622	001	76,225,596.25
Antidumping and Countervailing Duties, Continued Dumping and Subsidy Offset, United States Customs Service	020	X	5688	001	59,043,384.67
Forfeited Cash and Proceeds from the Sale of Forfeited Properties, Treasury Forfeiture Fund	020	X	5697	001	494,894,152.68
Deposits, Internal Revenue Collections for Puerto Rico	020	X	5737	001	471,072,801.01
Trust Fund Accounts:					
Administrative and Civil Penalties, Gulf Coast Restoration Trust Fund, Bureau of the Fiscal Service, Treasury	020	X	8625	001	303,448,276.00
Budget Clearing Accounts:					
Unidentified Cash Collections, Federal Tax Deposits, Internal Revenue Service, Ogden, Utah	020	F	3820	029	-1,744,146.54
Total, Budget Receipts					2,002,436,919,330.01
Proprietary Receipts from the Public					
General Fund Accounts:					
Contributions to "Conscience Fund"	010		1210	000	50.00
Gifts to the United States, Not Otherwise Classified	010		1299	000	24,037.39
Contributions to "Conscience Fund"	020		1210	000	3,685.00
Contributions to "Conscience Fund"-FSM	020		1210	018	3,100.00
Gifts to the United States, Not Otherwise Classified-FSM	020		1299	018	354,810.36
General Fund Proprietary Interest, Not Otherwise Classified, Departmental Offices, Treasury	020		1435	001	10,726.72
General Fund Proprietary Interest, Not Otherwise Classified, Inspector General For Tax Administration, Treasury	020		1435	004	1.44
General Fund Proprietary Interest, Not Otherwise Classified, Office Of Inspector General, Treasury	020		1435	008	5.40
General Fund Proprietary Interest, Not Otherwise Classified, Internal Revenue Service, Treasury	020		1435	009	23,385.14
General Fund Proprietary Interest, Not Otherwise Classified, Alcohol and Tax and Trade Bureau, Treasury	020		1435	010	9.57
General Fund Proprietary Interest, Not Otherwise Classified, Bureau of the Fiscal Service, Treasury	020		1435	012	183.85
General Fund Proprietary Interest, Not Otherwise Classified, Special Inspector General TARP, Treasury	020		1435	015	47.55
General Fund Proprietary Interest, Not Otherwise Classified, United States Mint, Treasury	020		1435	016	335.26
General Fund Proprietary Interest, Not Otherwise Classified, Fiscal Services Miscellaneous, Treasury	020		1435	018	2,375,168.04
General Fund Proprietary Interest, Not Otherwise Classified, Fiscal Services Cash, Treasury	020		1435	023	516,536.53
General Fund Proprietary Interest, Not Otherwise Classified, Community Development Financial Institution, Treasury	020		1435	028	2,880.49
General Fund Proprietary Interest, Not Otherwise Classified, Financial Crimes Enforcement Network, Treasury	020		1435	046	9.98
General Fund Proprietary Interest, Not Otherwise Classified, D.C. Pensions Fund, Treasury	020		1435	056	1,244.11
General Fund Proprietary Interest, Not Otherwise Classified, Office of Internal Affairs, Exchange Stabilization Fund,	020		1435	065	79,410.73
General Fund Proprietary Interest, Not Otherwise Classified, Fiscal Services Debt, Treasury	020		1435	070	58,029.41
General Fund Proprietary Interest, Not Otherwise Classified, Departmental Franchise Fund, Treasury	020		1435	074	8.41
Interest Payments from States, Cash Management Improvement, Treasury	020		1450	000	44,583,948.00
Interest on Quota in International Monetary Fund (Article V, Section 9), Treasury	020		1463	001	109,469,678.56
Interest on Loans to International Monetary Fund, Treasury	020		1463	002	12,675,252.25
Interest Received on Loans and Credits to Foreign Nations, Treasury	020		1464	000	144,678.55
Interest Received from Credit Reform Financing Accounts	020		1499	000	55,529,180,014.39
Net Gains on Transactions in Foreign Currencies, Treasury Securities, Treasury	020		1682	000	7,682,967.90
GSE Fees Pursuant to P.L. 112-78 Sec. 401	020		2485	000	4,238,278,967.52
Community Development Financial Institutions Fund, Negative Subsidies, Treasury	020		2677	001	267.00
Economic Stabilization, Negative Subsidies, Treasury	020		2691	001	3,743,931.72
Community Development Financial Institutions Fund, Downward Re-Estimates of Subsidies	020		2763	003	1,163,527,817.00
GSE Mortgage-Backed Securities Direct Loans, Downward Reestimates of Subsidies, Departmental Offices, Treasury	020		2790	003	14,299,013.35
Troubled Asset Relief Program, Downward Reestimates of Subsidies, Departmental Offices, Treasury	020		2792	003	17,524,117.00
Repayment of Loans and Credits to Foreign Nations, Treasury	020		2869	000	74,433,059.94
Proceeds, Air Carrier Equity Related Transactions, Treasury	020		2897	000	184,204.47
General Fund Proprietary Receipts, Not Otherwise Classified, All Other, Departmental Offices, Treasury	020		3220	001	25,200,681.02
General Fund Proprietary Receipts, Not Otherwise Classified, All Other, Inspector General For Tax Administration, Treasury	020		3220	004	13,407,797.06
General Fund Proprietary Receipts, Not Otherwise Classified, All Other, Office of Inspector General, Treasury	020		3220	008	289.00
General Fund Proprietary Receipts, Not Otherwise Classified, All Other, Internal Revenue Service, Treasury	020		3220	009	281.17
General Fund Proprietary Receipts, Not Otherwise Classified, All Other, Alcohol and Tobacco Tax and Trade Bureau, Treasury	020		3220	010	284,294.68
General Fund Proprietary Receipts, Not Otherwise Classified, All Other, Bureau of the Fiscal Service, Treasury	020		3220	012	4,649.98
General Fund Proprietary Receipts, Not Otherwise Classified, All Other, Special Inspector General TARP, Treasury	020		3220	015	108,012,248.74
General Fund Proprietary Receipts, Not Otherwise Classified, All Other, United States Mint, Treasury	020		3220	016	2,329.79
General Fund Proprietary Receipts, Not Otherwise Classified, All Other, Fiscal Service Miscellaneous, Treasury	020		3220	018	155.33
General Fund Proprietary Receipts, Not Otherwise Classified, All Other, Internal Revenue Service/Revenue, Treasury	020		3220	019	43,879,256.42
General Fund Proprietary Receipts, Not Otherwise Classified, All Other, Financial Crimes Enforcement Network, Treasury	020		3220	046	228,936,570.61
General Fund Proprietary Receipts, Not Otherwise Classified, All Other, Departmental Franchise Fund, Treasury	020		3220	074	3,454,513.80
Contributions to "Conscience Fund"	021		1210	000	50.00
General Fund Proprietary Receipts, Not Otherwise Classified, All Other	025		3220	000	20.00
Gifts to the United States, Not Otherwise Classified	057		1299	000	3,953.50
Contributions to the Conscience Fund	070		1210	000	30.64
General Fund Proprietary Receipts, Not Otherwise Classified, All Other	084		3220	000	88.74
Proceeds, Grants for Emergency Mortgage Relief Derived from Emergency Homeowner's Relief Fund	086		2891	000	323.20
General Fund Proprietary Interest, Not Otherwise Classified	088		1435	000	1,178,830.56
General Fund Proprietary Receipts, Not Otherwise Classified, All Other	090		3220	000	397.85
Special Fund Accounts:					16.85
Gifts to the United States to Reduce Debt Held by the Public, Bureau of the Fiscal Service, Treasury	020	X	5080	001	1,615,198.54
New Installment Agreements, Internal Revenue Service, Miscellaneous Retained Fees, Treasury	020	X	5432	001	103,809,434.15
Restructured Installment Agreements, Internal Revenue Service, Miscellaneous Retained Fees, Treasury	020	X	5432	003	40,832,087.56
General Fees, Internal Revenue Service	020	X	5432	005	126,424,675.66
Photocopying and Historical Conservation Easement Fees, IRS Miscellaneous Retained Fees, Treasury	020	X	5432	007	3,532,475.80
Debt Collection Fund, Bureau of the Fiscal Service, Treasury	020	X	5445	003	135,238,775.27
Interest, Financial Research Fund, Departmental Offices, Treasury	020	X	5590	002	540,727.64
Trust Fund Accounts:					
Affordable Housing Allocations, Capital Magnet Fund, Departmental Offices, Treasury	020	X	8524	004	175,809,002.61
Budget Clearing Accounts:					
Deposits of Litigations, Internal Revenue Service, Treasury	020	F	3844	000	54,242,084.88
Proceeds of Sales, Personal Property, Internal Revenue Service	020	F	3845	009	2,404.40
Budget Clearing Account (Suspense), Internal Revenue Service	020	F	3875	009	44,851.93
Budget Clearing Account (Suspense), Bureau of the Fiscal Service, Treasury	020	F	3875	012	508,273.50
Budget Clearing Account (Suspense), Bureau of the Fiscal Service	020	F	3875	017	172,275,877.47
Debt Collection Collections	020	F	3887	001	407,631,052.46
Total, Proprietary Receipts from the Public					62,866,055,007.84

Receipts By Department - Continued

Classification	Account Symbol				Amount
	AID	A	MAIN	SUB	
Intrabudgetary Receipts Deducted by Agency					
General Fund Accounts:					
Interest on Advances to Colorado River Dam Fund, Boulder Canyon Project	014		1427	000	390,901.72
Interest on Loans to the Washington Aqueduct, Bureau of the Fiscal Service, Treasury	020		1336	000	3,912.56
Interest on Loans from the Presidio Trust	020		1338	000	2,261,341.56
Interest on Loans and Federal Investment, Bonneville Power Administration Fund, Energy	020		1351	000	185,322,768.37
Interest on Loans to Western Area Power Administration, Energy	020		1360	000	2,310,946.34
Interest on Loans for College Housing and Academic Facilities Loans, Education	020		1363	000	1,065,760.08
Interest on Loans to Commodity Credit Corporation	020		1401	000	131,493,969.53
Interest on Loans to Federal Financing Bank, Treasury	020		1418	000	1,915,242,331.60
Interest on Loans to National Flood Insurance Fund, Federal Emergency Management Agency	020		1433	000	438,411,543.70
Interest Payments on Advances to the Black Lung Disability Trust Fund	020		1495	000	109,445,916.13
Interest on Advances to the Railroad Retirement Account	020		1497	000	121,393,938.34
Interest on Loans or Advances to the Extended Unemployment Compensation Account, Bureau of the Fiscal Service, Treasury	020		1501	010	2,447,628.42
Interest on Loans or Advances to the Federal Unemployment Account, Bureau of the Fiscal Service, Treasury	020		1501	020	189,813,326.50
Charges for Administrative Expenses of Social Security Act, as Amended	020		2416	000	732,708,887.22
Recoveries from Federal Agencies for Settlement of Claims for Contract Disputes	020		3101	000	308,323,076.76
Reimbursements from Federal Agencies for Payments Made as a Result of Discriminatory Conduct	020		3112	000	20,876,305.74
Collections of Receivables from Canceled Accounts, Departmental Offices, Treasury	020		3200	001	3,073.85
Collections of Receivables from Canceled Accounts, Internal Revenue Service, Treasury	020		3200	009	292,934.46
Collections of Receivables from Canceled Accounts, Bureau of the Fiscal Service, Treasury	020		3200	012	2,251.91
Interest on Advances to Small Business Administration	073		1428	000	380,641.83
Interest on Loans, Higher Education Facilities Loan Fund	091		1422	000	40,945.48
Special Fund Accounts:					
Underpayment and Fraud Collection, Internal Revenue Service	020	X	5433	001	62,832,352.15
Debt Collection, Federal Receipts, Bureau of the Fiscal Service, Treasury	020		5445	002	94,807,074.23
Earnings on Investments, Treasury Forfeiture Fund	020	X	5697	002	18,564,539.29
Budget Clearing Accounts:					
Undistributed Intragovernmental Payments, Treasury	020	F	3885	001	4,177,470.24
Undistributed Intergovernmental Payments, Internal Revenue Service	020	F	3885	009	42,937.51
Undistributed Intergovernmental Payments, Internal Revenue Service	020	F	3885	011	190,448,644.74
Total, Intrabudgetary Receipts Deducted by Agency					4,533,105,420.26
Undistributed Offsetting Receipts					
Trust Fund Accounts:					
Earnings on Investments, Lower Brule Sioux Tribe Terrestrial Wildlife Habitat Restoration Trust Fund, Bureau of the Fiscal	020	X	8207	002	351,811.03
Earnings on Investments, Cheyenne River Sioux Tribe Terrestrial Wildlife Habitat Restoration Trust Fund, Bureau of the Fiscal	020	X	8209	002	1,002,564.17
Earnings on Investments, Gulf Coast Restoration Trust Fund, Bureau of the Fiscal Service, Treasury	020	X	8625	002	31,657,728.32
Earnings on Investments, Gifts and Bequests, Treasury	020	X	8790	002	8,077.54
Earnings on Investments, Esther Cattell Schmitt Gift Fund, Bureau of the Fiscal Service, Treasury	020	X	8902	002	9,830.93
Employing Agency Contributions, Tax Court Judges Survivors Annuity Fund, United States Tax Court	023	X	8115	003	159,455.00
Total, Undistributed Offsetting Receipts					33,183,466.99
Total, Department of the Treasury					2,069,869,263,225.10
Department of Veterans Affairs					
Proprietary Receipts from the Public					
General Fund Accounts:					
General Fund Proprietary Interest, Not Otherwise Classified	036		1435	000	3,216,638.30
Contributions from Military Personnel, Veterans Administration Educational Assistance Act of 1984	036		2473	000	131,093,656.84
Guaranty and Indemnity Direct Loan Finance, Downward Reestimates of Subsidies, Veterans Affairs	036		2733	003	2,567,453,736.32
Native American Veterans Housing Loans, Negative Subsidies, Veterans Affairs	036		2751	001	342,372.32
Native American Veterans Housing Loans, Downward Reestimates, Veterans Affairs	036		2751	003	522,763.98
Veterans Housing Benefit Loan Program, Negative Subsidies, Department of Veterans Affairs	036		2755	001	1,090,169,915.32
Vocational Rehabilitation and Employment Direct Loan Financing, Downward Reestimates of Subsidies, Veterans Affairs	036		2767	003	9,347.67
General Fund Proprietary Receipts, Not Otherwise Classified, All Other	036		3220	000	24,683,008.65
Special Fund Accounts:					
Medical Care Collections Fund, Veterans Affairs	036	X	5287	001	273,514,489.61
Medical Care Collections Fund, First Party Collections, Veterans Affairs	036	X	5287	003	109,517,911.03
Medical Care Collections Fund, Third Party Collections, Veterans Affairs	036	X	5287	004	2,161,268,644.37
Medical Care Collections Fund, Asset Sales, Veterans Affairs	036	X	5287	005	90,391.00
Parking Fee, Medical Care Collections Fund, Veterans Affairs	036	X	5287	006	3,906,103.19
Compensated Work Therapy, Medical Care Collections Fund, Veterans Affairs	036	X	5287	007	47,777,064.33
Medical Care Collections Fund, Long-Term Care Co-Payments, Veterans Affairs	036	X	5287	009	1,497,770.50
Medical Care Collections Enhanced-Use Lease Proceeds, Veterans Affairs	036	X	5287	010	1,076,105.13
Medical Care Collections Fund, Third Party Prescription Claims, Veterans Affairs	036	X	5287	011	143,552,941.84
Medical Care Collections Fund, Fee Basis Third Party Collections, Veterans Affairs	036	X	5287	013	552,381,651.02
Medical Care Collections Fund, Fee Basis First Party Collections, Veterans Affairs	036	X	5287	014	12,580,717.45
Lease of Land and Buildings, National Cemetery Administration Facilities Operation Fund, Veterans Affairs	036	X	5392	001	360,341.69
Trust Fund Accounts:					
Department of Veterans Affairs Cemetery Gift Fund, Veterans Affairs	036	X	8129	001	165,576.36
Premium and Other Receipts, National Service Life Insurance Fund	036	X	8132	001	27,081,771.90
Deposits, General Post Fund, National Homes, Veterans Affairs	036	X	8180	001	17,030,320.13
Budget Clearing Accounts:					
Proceeds of Sales, Personal Property (Suspense), Veterans Affairs	036	F	3845	000	2,661,182.91
Budget Clearing Account (Suspense), Veterans Affairs	036	F	3875	000	-54,888,374.49
Unavailable Check Cancellations and Overpayments (Suspense), Veterans Affairs	036	F	3880	000	-494,933.18
Unavailable Check Cancellations and Overpayments (Suspense), Veterans Affairs	036	F	3880	001	-1,784,966.44
Unavailable Check Cancellations and Overpayments (Suspense), Veterans Affairs	036	F	3880	090	1,222,002.32
Total, Proprietary Receipts from the Public					7,116,008,150.07
Intrabudgetary Receipts Deducted by Agency					
General Fund Accounts:					
Collections of Receivables from Canceled Accounts, Veterans Affairs	036		3200	000	2,662,250.71
Special Fund Accounts:					
Payments from Compensation and Pension, Medical CRE Collections Fund, Veterans Affairs	036	X	5287	008	2,015,046.86

Receipts By Department - Continued

Classification	Account Symbol				Amount
	AID	A	MAIN	SUB	
Trust Fund Accounts: Payments from General and Special Funds, National Service Life Insurance Fund	036	X	8132	003	29,998.98
Budget Clearing Accounts: Undistributed Intragovernmental Payments, Veterans Affairs	036	F	3885	000	-15,340,040.78
Total, Intradepartmental Receipts Deducted by Agency					-10,632,744.23
Undistributed Offsetting Receipts					
Trust Fund Accounts: Earnings on Investments, National Service Life Insurance Fund	036	X	8132	002	84,487,724.98
Premium and Other Receipts, United States Government Life Insurance Fund	036	X	8150	001	655.87
Earnings on Investments, United States Government Life Insurance Fund	036	X	8150	002	41,316.36
Earnings on Investments, General Post Fund, National Homes	036	X	8180	002	2,450,339.10
Total, Undistributed Offsetting Receipts					86,980,036.31
Total, Department of Veterans Affairs					7,192,355,442.15
Corps of Engineers					
Budget Receipts					
Special Fund Accounts: Licenses Under Federal Power Act, Improvement of Navigable Waters, Maintenance and Operation of Dams, Etc.	096		5125	000	10,590,733.98
Trust Fund Accounts: Transfer from General Fund, Inland Waterways Revenue Act Taxes, Inland Waterways Trust Fund	096	X	8861	001	111,690,580.00
Transfers from General Fund of Amounts Equal to Certain Taxes, Harbor Maintenance Trust Fund	096	X	8863	001	1,309,824,068.95
Total, Budget Receipts					1,432,105,382.93
Proprietary Receipts from the Public					
General Fund Accounts: General Fund Proprietary Interest, Not Otherwise Classified	096		1435	000	20,307,017.20
General Fund Proprietary Receipts, Not Otherwise Classified, All Other	096		3220	000	120,398,641.21
Special Fund Accounts: Special Recreation Use Fees, Army, Corps of Engineers, Civil	096		5007	000	48,606,300.78
Hydraulic Mining in California, Tax, Debris Reservoirs	096		5066	001	102,527.31
Hydraulic Mining in California, Water Storage and Use of Facilities, Debris Reservoirs	096		5066	002	100,000.00
Receipts from Leases of Lands Acquired for Flood Control, Navigation, and Allied Purposes	096		5090	000	11,976,426.86
User Fees, Fund for Non-Federal Use of Disposal Facilities, Corps of Engineers	096		5493	001	487,237.82
Fees, Interagency America the Beautiful Pass Revenues, Corps of Engineers-Civil	096	X	5570	001	1,263,867.44
Fees, Special Use Permit Fees, Corps of Engineers-Civil	096	X	5607	001	231,468.64
Trust Fund Accounts: Contributions and Advances, Rivers and Harbors, Corps of Engineers	096	X	8862	001	603,322,515.14
Total, Proprietary Receipts from the Public					806,796,002.40
Intradepartmental Receipts Deducted by Agency					
Budget Clearing Accounts: Undistributed Intragovernmental Payments, Corps of Engineers	096	F	3885	000	-348,717.12
Total, Intradepartmental Receipts Deducted by Agency					-348,717.12
Undistributed Offsetting Receipts					
Trust Fund Accounts: Earnings on Investments, South Dakota Terrestrial Wildlife Habitat Restoration Trust Fund	096	X	8217	002	2,484,610.85
Earnings on Investments, Inland Waterways Trust Fund	096	X	8861	002	686,325.90
Earnings on Investments, Harbor Maintenance Trust Fund	096	X	8863	002	139,468,269.98
Total, Undistributed Offsetting Receipts					142,639,206.73
Total, Corps of Engineers					2,381,191,874.94
Other Defense Civil Programs					
Budget Receipts					
Trust Fund Accounts: Deductions, Armed Forces Retirement Home Trust Fund, Armed Forces Retirement Home	084	X	8522	001	6,804,086.10
Fines and Forfeitures, Armed Forces Retirement Home Trust Fund, Armed Forces Retirement Home	084	X	8522	003	21,870,165.23
Total, Budget Receipts					28,674,251.33
Proprietary Receipts from the Public					
General Fund Accounts: General Fund Proprietary Receipts, Not Otherwise Classified, All Other	074		3220	000	3,745.61
Special Fund Accounts: Sale of Hunting and Fishing Permits, Military Reservations	017	X	5095	001	109,689.85
Sale of Hunting and Fishing Permits, Military Reservations	021	X	5095	001	1,593,502.65
Reserve Account, Forest Products Program, Defense	021	X	5285	001	12,864,508.77
Concessions Fees, Army National Military Cemeteries, Army	021		5602	001	1,260,205.00
Sale of Hunting and Fishing Permits, Military Reservations	057	X	5095	001	995,962.37
Trust Fund Accounts: Contributions, American Battle Monuments Commission	074	X	8569	001	660,745.70
Other Receipts, Armed Forces Retirement Home Trust Fund, Armed Forces Retirement Home	084	X	8522	004	15,590,513.12
Gifts, Armed Forces Retirement Home Trust Fund, Armed Forces Retirement Home	084	X	8522	005	92,055.75
Property Sales/Leases, Armed Forces Retirement Home Trust Fund, Armed Forces Retirement Home	084	X	8522	006	2,647,656.88

Receipts By Department - Continued

Classification	Account Symbol				Amount
	AID	A	MAIN	SUB	
Total, Proprietary Receipts from the Public					35,818,585.70
Intrabudgetary Receipts Deducted by Agency					
General Fund Accounts: General Fund Proprietary Interest, Not Otherwise Classified, Armed Forces Retirement Home	084		1435	000	60.61
Special Fund Accounts: Earnings on Investments, DOD Medicare-Eligible Retiree Health Care Fund Federal Contributions, DOD Medicare-Eligible Retiree Health Care Fund	097 097	X X	5472 5472	002 003	7,841,413,846.07 6,637,000,000.00
Trust Fund Accounts: General Fund Payment to the Armed Forces Retirement Home, Armed Forces Retirement Home Trust Fund, Armed Forces Retirement	084	X	8522	008	24,800,000.00
Federal Contribution, Department of Defense Military Retirement Fund Employing Agency Contributions, Department of Defense, Education Benefits Fund	097 097	X X	8097 8098	003 001	91,873,000,000.00 142,016,781.11
Total, Intrabudgetary Receipts Deducted by Agency					106,518,230,687.79
Undistributed Offsetting Receipts					
Special Fund Accounts: Non-DOD Employing Agency Contributions, DOD Medicare-Eligible Retiree Health Care Fund Department of Defense Contributions, DOD Retiree Health Care Fund	097 097	X X	5472 5472	001 005	233,567,887.00 7,816,820,000.00
Trust Fund Accounts: Interest from Investments, Armed Forces Retirement Home Trust Fund, Armed Forces Retirement Home Employing Agency Contributions, Department of Defense Military Retirement Fund Earnings on Investments, Department of Defense Military Retirement Fund Federal Contributions (Concurrent Receipt Accruals), Military Retirement Fund Earnings on Investments, Department of Defense Education Benefits Fund	084 097 097 097 097 097	X X X X X X	8522 8097 8097 8097 8097 8098	002 001 002 004 002	777,551.69 21,778,344,030.12 19,743,710,633.08 8,504,770,000.00 14,842,840.66
Total, Undistributed Offsetting Receipts					58,092,832,942.55
Total, Other Defense Civil Programs					164,675,556,467.37
Environmental Protection Agency					
Budget Receipts					
General Fund Accounts: Hazardous Waste Permits, PMN, and Other Services, Environmental Protection Agency	068		0895	000	-2,500.00
Trust Fund Accounts: Fines and Penalties, Hazardous Substance Superfund Transfers from General Fund of Amounts Equal to Certain Taxes, Leaking Underground Storage Tank Trust Fund	068 068	X X	8145 8153	003 001	4,277,803.97 219,210,034.15
Total, Budget Receipts					223,485,338.12
Proprietary Receipts from the Public					
General Fund Accounts: General Fund Proprietary Interest, Not Otherwise Classified Downward Reestimates of Subsidies, Abatement, Control and Compliance Loans, Environmental Protection Agency General Fund Proprietary Receipts, Not Otherwise Classified, All Other Cellulosic Biofuel Waiver Credits, Renewal Fuel Program, Environmental Protection Agency	068 068 068 068		1435 2753 3220 3229	000 003 000 000	760,194.01 6,257.00 149,092.45 1,306,143.14
Special Fund Accounts: Registration Service Fees, Pesticide Registration Fund, Environmental Protection Agency User Fees, TSCA Service Fee Fund, Environmental Protection Agency	068 068	X	5374 5664	001 001	19,702,321.40 5,530,280.00
Trust Fund Accounts: Recoveries, Hazardous Substance Superfund Future Clean Up Cost Settlements, Hazardous Substance Superfund Trust Fund	068 068	X X	8145 8145	004 006	35,555,415.79 202,222,799.37
Budget Clearing Accounts: Budget Clearing Account (Suspense), Environmental Protection Agency	068	F	3875	000	1,162,396.42
Total, Proprietary Receipts from the Public					266,394,899.58
Intrabudgetary Receipts Deducted by Agency					
General Fund Accounts: Collections of Receivables from Cancelled Accounts, Environmental Protection Agency	068		3200	000	-8,996.10
Special Fund Accounts: Interest on Investments, Pesticide Registration Fund, Environmental Protection Agency	068	X	5374	002	76,687.93
Trust Fund Accounts: Interfund Transactions, Hazardous Substance Superfund	068	X	8145	005	1,076,535,423.00
Budget Clearing Accounts: Undistributed Intragovernmental Payments, Environmental Protection Agency	068	F	3885	000	205,559.45
Total, Intrabudgetary Receipts Deducted by Agency					1,076,808,674.28
Undistributed Offsetting Receipts					
Trust Fund Accounts: Earnings on Investments, Hazardous Substance Superfund Earnings on Investments, Leaking Underground Storage Tank Trust Fund	068 068	X X	8145 8153	002 002	-15,696,478.02 6,282,099.54
Total, Undistributed Offsetting Receipts					-9,414,378.48
Offsetting Governmental Receipts					
Special Fund Accounts: Environmental Services, Environmental Protection Agency	068		5295	000	26,192,892.50

Receipts By Department - Continued

Classification	Account Symbol				Amount
	AID	A	MAIN	SUB	
Total, Offsetting Governmental Receipts					26,192,892.50
Total, Environmental Protection Agency					1,583,467,426.00
Executive Office of the President					
Proprietary Receipts from the Public					
General Fund Accounts:					
General Fund Proprietary Interest, Not Otherwise Classified	011		1435	000	2.62
General Fund Proprietary Receipts, Not Otherwise Classified, All Other	011		3220	000	314,780.52
Total, Proprietary Receipts from the Public					314,783.14
Intrabudgetary Receipts Deducted by Agency					
General Fund Accounts:					
Collections of Receivables from Cancelled Accounts	011		3200	000	32,707.01
Trust Fund Accounts:					
General Fund Payment, Trade Enforcement Trust Fund, Office of the U.S. Trade Representative, Executive Office of the	011	X	8581	001	55,000,000.00
Budget Clearing Accounts:					
Undistributed Intragovernmental Payments, Office of Administration, Executive Office of the President	011	F	3885	017	-7,250.97
Total, Intrabudgetary Receipts Deducted by Agency					55,025,456.04
Total, Executive Office of the President					55,340,239.18
General Services Administration					
Proprietary Receipts from the Public					
General Fund Accounts:					
General Fund Proprietary Interest, Not Otherwise Classified	047		1435	000	51,663.98
General Fund Proprietary Receipts, Not Otherwise Classified, All Other	047		3220	000	40,643,082.99
Special Fund Accounts:					
Land and Water Conservation Fund, Surplus Property Sales, National Park Service	047		5005	002	2,183,813.00
Receipts, Transportation Audit Contracts and Contract Administration, General Services Administration	047		5250	000	10,914,058.68
Other Receipts, Surplus Real and Related Personal Property, General Services Administration	047		5254	002	4,013,355.92
Transfers of Surplus Real and Related Personal Property Receipts, General Services Administration	047		5254	003	-2,183,813.00
Budget Clearing Accounts:					
Real Property, General Services Administration	047	F	3840	000	533,000.00
Proceeds of Sales, Personal Property, General Services Administration	047	F	3845	000	-3,449,493.09
Budget Clearing Account (Suspense), General Services Administration	047	F	3875	000	894,150.47
Total, Proprietary Receipts from the Public					53,599,818.95
Intrabudgetary Receipts Deducted by Agency					
Special Fund Accounts:					
Receipts, Acquisition Workforce Training Fund, General Services Administration	047		5381	001	12,889,393.95
Budget Clearing Accounts:					
Undistributed Intragovernmental Payments, General Services Administration	047	F	3885	000	71,747.66
Total, Intrabudgetary Receipts Deducted by Agency					12,961,141.61
Total, General Services Administration					66,560,960.56
International Assistance Programs					
Millennium Challenge Corporation					
Proprietary Receipts from the Public					
General Fund Accounts:					
General Fund Proprietary Receipts, Not Otherwise Classified, All Other, Millennium Challenge Corporation	524		3220	077	201,832.63
Budget Clearing Accounts:					
Proceeds of Sale, Personal Property, Millennium Challenge Corporation	524	F	3845	077	1,382.52
Total, Proprietary Receipts from the Public					203,215.15
Total, Millennium Challenge Corporation					203,215.15
International Security Assistance					
Proprietary Receipts from the Public					
General Fund Accounts:					
Foreign Military Financing, Downward Reestimate of Subsidies	011		2724	003	61,138,184.92
Total, Proprietary Receipts from the Public					61,138,184.92
Total, International Security Assistance					61,138,184.92
Agency for International Development					
Proprietary Receipts from the Public					
General Fund Accounts:					
General Fund Proprietary Interest, Not Otherwise Classified	072		1435	000	1,013,698.83
Downward Reestimates, MENA Loan Guarantee Program	072		2676	003	177,053,064.00
Loan Guarantees to Israel, Downward Reestimates of Subsidies	072		2725	003	156,798,769.00

Receipts By Department - Continued

Classification	Account Symbol				Amount
	AID	A	MAIN	SUB	
Assistance for the New Independent States of the Former Soviet Union: Ukraine Export Credit Insurance, Downward Reestimates, General Fund Proprietary Receipts, Not Otherwise Classified	072 072		2731 3220	003 000	210,120,012.00 3,370,429.95
Trust Fund Accounts: Gifts and Donations, Agency for International Development	072	X	8824	001	56,621,262.47
Budget Clearing Accounts: Proceeds of Sales, Personal Property (Suspense), Agency for International Development	072	F	3845	000	229,190.03
Total, Proprietary Receipts from the Public					605,206,426.28
Intrabudgetary Receipts Deducted by Agency					
General Fund Accounts: Collections of Receivables from Cancelled Accounts	072		3200	000	83,695.00
Trust Fund Accounts: Foreign National Employee Separation Liability Fund, Agency for International Development	072	X	8342	001	7,564,705.57
Budget Clearing Accounts: Undistributed Intragovernmental Payments, Agency for International Development	072	F	3885	000	-539,741.81
Total, Intrabudgetary Receipts Deducted by Agency					7,108,658.76
Total, Agency for International Development					612,315,085.04
Peace Corps					
Proprietary Receipts from the Public					
Trust Fund Accounts: Gifts and Contributions, Peace Corps	011	X	8245	001	726,916.15
Budget Clearing Accounts: Proceeds of Sales, Personal Property (Suspense), Peace Corps	011	F	3845	044	110,195.86
Unavailable Check Cancellations and Overpayments (Suspense), Peace Corps	011	F	3880	044	54,224.45
Total, Proprietary Receipts from the Public					891,336.46
Intrabudgetary Receipts Deducted by Agency					
Special Fund Accounts: Collections, Host Country Resident Contractors Separation Liability Fund, Peace Corps	011	X	5395	001	18,550,713.00
Total, Intrabudgetary Receipts Deducted by Agency					18,550,713.00
Total, Peace Corps					19,442,049.46
Inter-American Foundation					
Proprietary Receipts from the Public					
Trust Fund Accounts: Gifts, Donations and Contributions, Inter-American Foundation, Executive	011	X	8243	001	176,204.81
Total, Proprietary Receipts from the Public					176,204.81
Total, Inter-American Foundation					176,204.81
African Development Foundation					
Proprietary Receipts from the Public					
Trust Fund Accounts: Gifts and Donations, African Development Foundation	011	X	8239	001	5,169,126.56
Total, Proprietary Receipts from the Public					5,169,126.56
Total, African Development Foundation					5,169,126.56
Military Sales Program					
Proprietary Receipts from the Public					
Trust Fund Accounts: Deposits, Advances, Foreign Military Sales, Executive	011	X	8242	001	39,580,334,613.33
Total, Proprietary Receipts from the Public					39,580,334,613.33
Total, Military Sales Program					39,580,334,613.33
United States International Development Finance Corporation					
Proprietary Receipts from the Public					
General Fund Accounts: Loans Negative Subsidies, United States International Development Finance Corporation	077		2685	001	121,480,076.48
Downward Reestimates of Subsidies, Microenterprise and Small Enterprise Development, United States International Development	077		2686	003	1,025.45
Downward Reestimates of Subsidies, Urban and Environmental Credit Program, United States International Development Finance	077		2687	003	4,926,205.67
Loans, Downward Reestimates of Subsidy, United States International Development Finance Corporation	077		2689	003	288,631,801.90
Total, Proprietary Receipts from the Public					415,039,109.50
Total, United States International Development Finance Corporation					415,039,109.50
Total, International Assistance Programs					40,693,817,588.77

Receipts By Department - Continued

Classification	Account Symbol				Amount
	AID	A	MAIN	SUB	
National Aeronautics and Space Administration					
Proprietary Receipts from the Public					
General Fund Accounts:					
General Fund Proprietary Interest, Not Otherwise Classified	080		1435	000	2,219.43
General Fund Proprietary Receipts, Not Otherwise Classified, All Other	080		3220	000	21,045,755.65
Total, Proprietary Receipts from the Public					21,047,975.08
Intrabudgetary Receipts Deducted by Agency					
General Fund Accounts:					
Collections of Receivables from Canceled Accounts, National Aeronautics and Space Administration	080		3200	000	503,706.25
Total, Intrabudgetary Receipts Deducted by Agency					503,706.25
Undistributed Offsetting Receipts					
Trust Fund Accounts:					
Interest on Investments, Endeavor Teacher Fellowship Trust	080	X	8550	002	3,644.05
Earnings and Investments, Science, Space and Technology Education Trust Fund	080	X	8978	002	304,552.06
Gifts and Donations, National Aeronautics and Space Administration	080	X	8980	001	150.00
Total, Undistributed Offsetting Receipts					308,346.11
Total, National Aeronautics and Space Administration					21,860,027.44
National Science Foundation					
Proprietary Receipts from the Public					
General Fund Accounts:					
General Fund Proprietary Interest, Not Otherwise Classified	049		1435	000	7,361.62
Collections and Receivables from Cancelled Accounts	049		3200	000	370,296.37
General Fund Proprietary Receipts, Not Otherwise Classified, All Other	049		3220	000	5,287,063.46
Trust Fund Accounts:					
Donations to National Science Foundation	049	X	8960	001	27,258,708.45
Total, Proprietary Receipts from the Public					32,923,429.90
Total, National Science Foundation					32,923,429.90
Office of Personnel Management					
Budget Receipts					
Trust Fund Accounts:					
Deductions from Employees Salaries, Civil Service Retirement and Disability Fund	024	X	8135	001	4,529,875,963.81
Voluntary Contributions, Donations, Service Credit Payments, Etc., Civil Service Retirement and Disability Fund	024	X	8135	003	586,122,991.43
Contributions from Employing Non-Federal Agencies, Civil Service Retirement and Disability Fund	024	X	8135	021	28,994,049.76
Total, Budget Receipts					5,144,993,005.00
Proprietary Receipts from the Public					
General Fund Accounts:					
General Fund Proprietary Receipts, Not Otherwise Classified, All Other	024		3220	000	4,433,745.63
Total, Proprietary Receipts from the Public					4,433,745.63
Intrabudgetary Receipts Deducted by Agency					
Special Fund Accounts:					
Earnings on Investments, Postal Service Contributions for Retiree Health, Office of Personnel Management	024	X	5391	002	1,150,968,649.36
Trust Fund Accounts:					
Federal Contribution, Civil Service Retirement and Disability Fund	024	X	8135	005	45,837,174,721.00
Receipts Transferred from Foreign Service Retirement and Disability Fund, Civil Service Retirement and Disability Fund	024	X	8135	006	2,804.52
Employing Agency Payments for Salaries of Reemployed Annuitants, (Suspense) Civil Service Retirement and Disability	024	X	8135	007	37,166,072.69
Total, Intrabudgetary Receipts Deducted by Agency					47,025,312,247.57
Undistributed Offsetting Receipts					
Trust Fund Accounts:					
Employing Agency Contributions, Suspense, Civil Service Retirement and Disability Fund	024	X	8135	002	33,630,946,810.36
Earnings on Investments, Civil Service Retirement and Disability Fund	024	X	8135	004	24,850,392,037.26
Employer's Contributions from Off-Budget Federal Agencies, Civil Service Retirement and Disability Fund	024	X	8135	022	3,795,596,701.59
Interest Received by the Trust Fund from Federal Financing Bank Obligations, Civil Service Retirement Disability Fund	024	X	8135	025	237,131,110.45
Total, Undistributed Offsetting Receipts					62,514,066,659.66
Total, Office of Personnel Management					114,688,805,657.86
Small Business Administration					
Proprietary Receipts from the Public					
General Fund Accounts:					
Disaster Loan Program, Downward Reestimates of Subsidies	073		2721	003	159,395,509.00
Business Loan Program, Negative Subsidies, Small Business Administration	073		2722	001	1,266,424,306.62
Business Loan Program, Downward Reestimates of Subsidies	073		2722	003	1,099,482,395.00
General Fund Proprietary Receipts, Not Otherwise Classified, All Other	073		3220	000	159,776.82
Budget Clearing Accounts:					
Budget Clearing Account (Suspense), Small Business Administration	073	F	3875	000	-1,625,924.84

Receipts By Department - Continued

Classification	Account Symbol				Amount
	AID	A	MAIN	SUB	
Total, Proprietary Receipts from the Public					2,523,836,062.60
Intrabudgetary Receipts Deducted by Agency					
General Fund Accounts: Collections of Receivables from Cancelled Accounts, Small Business Administration	073		3200	000	7,772.29
Budget Clearing Accounts: Undistributed Intragovernmental Payments, Small Business Administration	073	F	3885	000	271.88
Total, Intrabudgetary Receipts Deducted by Agency					8,044.17
Total, Small Business Administration					2,523,844,106.77
Social Security Administration					
Budget Receipts					
Trust Fund Accounts: Transfers from General Fund of Amounts Equal to FICA Taxes, Federal Old-Age and Survivors Insurance Trust Fund	028	X	8006	001	782,740,923,361.31
Transfers from General Fund of Amounts Equal to SECA Taxes, Federal Old-Age and Survivors Insurance Trust Fund	028	X	8006	011	42,565,832,776.44
Transfers from General Fund of Amounts Equal to FICA Taxes, Federal Disability Insurance Trust Fund	028	X	8007	001	132,939,877,978.55
Transfers from General Fund of Amounts Equal to SECA Taxes, Federal Disability Insurance Trust Fund	028	X	8007	011	7,180,984,768.19
Total, Budget Receipts					965,427,618,884.49
Proprietary Receipts from the Public					
General Fund Accounts: General Fund Proprietary Interest, Not Otherwise Classified, Social Security Administration	028		1435	000	67.96
SSI, Attorney Fees	028		2417	000	7,968,556.29
SSI Administrative Fee Receipts Account, Social Security Administration	028		2418	000	87,407,215.00
Recovery of Beneficiary Overpayments from the Supplemental Security Income Program, Health and Human Services	028		3096	000	2,645,292,938.23
General Fund Proprietary Receipts, Not Otherwise Classified, All Other, Social Security Administration	028		3220	000	22,301.70
Special Fund Accounts: State Supplemental Fees, Social Security Administration	028		5419	001	129,537,492.63
Administration Fees, Special Benefits for Certain World War II Veterans, Social Security Administration	028		5555	001	24,410.47
Trust Fund Accounts: Tax Refund, Offset Collections, Federal Old-Age Survivors Insurance Trust Fund	028	X	8006	009	20,571,578.92
Other Proprietary Receipts, Federal Old-Age and Survivors Insurance Trust Fund	028	X	8006	029	2,001,242.96
Attorney Fees, Federal Old-Age and Survivors Insurance Trust Fund	028	X	8006	031	623,013.66
Gifts, Federal Old-Age and Survivors Insurance Trust Fund	028	X	8006	042	48,648.29
Tax Refund, Offset Collections, Federal Disability Insurance Trust Fund	028	X	8007	009	76,644,220.79
Interest Income, Cash Management Improvement Act, Federal Disability Trust Fund	028	X	8007	014	65,725.00
Attorney Fees, Federal Disability Insurance Trust Fund	028	X	8007	031	23,029,161.82
Total, Proprietary Receipts from the Public					2,993,236,573.72
Intrabudgetary Receipts Deducted by Agency					
Trust Fund Accounts: Miscellaneous Federal Payments, Federal Old-Age and Survivors Insurance Trust Fund	028	X	8006	006	37,913,969,027.67
FOASI, General Fund Payments for Payroll Tax Holiday, SSA	028	X	8006	018	7,247,628.89
Federal Payments for Pension Reform Administrative Expenses, Federal Old-Age and Survivors Insurance Trust Fund	028	X	8006	043	1,006,647.96
Miscellaneous Federal Payments, Federal Disability Insurance Trust Fund	028	X	8007	006	1,673,387,257.81
FDI, General Fund Payments for Payroll Tax Holiday, SSA	028	X	8007	018	1,230,731.54
Total, Intrabudgetary Receipts Deducted by Agency					39,596,841,293.87
Undistributed Offsetting Receipts					
Trust Fund Accounts: Earnings on Investments, Federal Old-Age and Survivors Insurance Trust Fund	028	X	8006	002	75,987,968,593.42
Transfers from General Fund of Amounts Equal to Federal Employer Contributions for FICA Taxes, Federal Old-Age and Survivors	028	X	8006	012	16,357,000,000.00
Earnings on Investments, Federal Disability Insurance Trust Fund	028	X	8007	002	2,816,400,027.66
Transfers from General Fund of Amounts Equal to Federal Employer Contributions for FICA Taxes, Federal Disability Insurance	028	X	8007	012	2,777,000,000.00
Total, Undistributed Offsetting Receipts					97,938,368,621.08
Total, Social Security Administration					1,105,956,065,373.16
Independent Agencies					
Appalachian Regional Commission					
Proprietary Receipts from the Public					
General Fund Accounts: General Fund Proprietary Receipts, Not Otherwise Classified, All Other	309		3220	000	22,363.00
Total, Proprietary Receipts from the Public					22,363.00
Total, Appalachian Regional Commission					22,363.00
Barry Goldwater Scholarship and Excellence in Education Foundation					
Undistributed Offsetting Receipts					
Trust Fund Accounts: Interest on Investments, Barry Goldwater Scholarship and Excellence in Education Foundation	313	X	8281	002	1,919,949.45
Total, Undistributed Offsetting Receipts					1,919,949.45
Total, Barry Goldwater Scholarship and Excellence in Education Foundation					1,919,949.45

Receipts By Department - Continued

Classification	Account Symbol				Amount
	AID	A	MAIN	SUB	
Broadcasting Board of Governors					
Proprietary Receipts from the Public					
General Fund Accounts: General Fund Proprietary Receipts, Not Otherwise Classified, All Other, United States Agency for Global Media	514		3220	068	344,011.36
Budget Clearing Accounts: Proceeds of Sale, Personal Property, United States Agency for Global Media	514	F	3845	068	33,333.33
Budget Clearing Account (Suspense), Broadcasting Board of Governors	514	F	3875	068	-1,930.96
Total, Proprietary Receipts from the Public					375,413.73
Intrabudgetary Receipts Deducted by Agency					
Trust Fund Accounts: Foreign Service National Separation Liability Trust Fund, United States Agency for Global Media	514	X	8285	001	467,902.00
Total, Intrabudgetary Receipts Deducted by Agency					467,902.00
Total, Broadcasting Board of Governors					843,315.73
Bureau of Consumer Financial Protection					
Budget Receipts					
Special Fund Accounts: Transfers from the Federal Reserve Board, Bureau of Consumer Financial Protection Fund	581	X	5577	001	537,200,000.00
Interstate Land Sales, Bureau of Consumer Financial Protection	581	X	5577	003	98,900.00
Penalties and Fines, Consumer Financial Protection, Bureau of Consumer Financial Protection	581	X	5578	001	34,189,699.99
Total, Budget Receipts					571,488,599.99
Proprietary Receipts from the Public					
General Fund Accounts: General Fund Proprietary Receipts, Not Otherwise Classified, All Other, FOIA Fees, Bureau of Consumer Financial Protection	581		3220	085	120.00
Total, Proprietary Receipts from the Public					120.00
Intrabudgetary Receipts Deducted by Agency					
Special Fund Accounts: Earnings on Investments, Bureau of Consumer Financial Protection Fund	581	X	5577	002	4,669,301.79
Total, Intrabudgetary Receipts Deducted by Agency					4,669,301.79
Total, Bureau of Consumer Financial Protection					576,158,021.78
Christopher Columbus Fellowship Foundation					
Proprietary Receipts from the Public					
Trust Fund Accounts: Gifts and Donations, Christopher Columbus Fellowship Foundation	465	X	8187	003	52.00
Total, Proprietary Receipts from the Public					52.00
Total, Christopher Columbus Fellowship Foundation					52.00
Commission on Civil Rights					
Intrabudgetary Receipts Deducted by Agency					
General Fund Accounts: Collections of Receivables from Cancelled Accounts, Commission on Civil Rights	326		3200	019	50.94
Total, Intrabudgetary Receipts Deducted by Agency					50.94
Total, Commission on Civil Rights					50.94
Commodity Futures Trading Commission					
Proprietary Receipts from the Public					
General Fund Accounts: General Fund Proprietary Receipts, Not Otherwise Classified, All Other, Commodity Futures Trading Commission	339		3220	140	5,105.64
Total, Proprietary Receipts from the Public					5,105.64
Total, Commodity Futures Trading Commission					5,105.64
Consumer Product Safety Commission					
Proprietary Receipts from the Public					
General Fund Accounts: General Fund Proprietary Receipts, Not Otherwise Classified, All Other	061		3220	000	12,849.30
Total, Proprietary Receipts from the Public					12,849.30
Total, Consumer Product Safety Commission					12,849.30
Corporation for National and Community Service					
Proprietary Receipts from the Public					

Receipts By Department - Continued

Classification	Account Symbol				Amount
	AID	A	MAIN	SUB	
General Fund Accounts:					
General Fund Proprietary Interest, Not Otherwise Classified, Corporation for National and Community Service	485		1435	055	1,573.47
General Fund Proprietary Receipts, Not Otherwise Classified, All Other, Corporation for National and Community Service	485		3220	055	1,489,021.21
Trust Fund Accounts:					
Gifts and Contributions, Action	485	X	8981	001	20,744.00
Total, Proprietary Receipts from the Public					1,511,338.68
Intrabudgetary Receipts Deducted by Agency					
General Fund Accounts:					
Collections of Receivables from Canceled Accounts, Corporation for National and Community Service	485		3200	055	2,531.57
Trust Fund Accounts:					
Payment from the General Fund, Corporation for National and Community Service	485	X	8267	003	208,342,000.00
Payment from Operating Expenses, National Service Trust Fund	485	X	8267	005	13,684,488.82
Total, Intrabudgetary Receipts Deducted by Agency					222,029,020.39
Undistributed Offsetting Receipts					
Trust Fund Accounts:					
Interest on Investments, Corporation for National Community Service	485	X	8267	002	9,866,217.03
Total, Undistributed Offsetting Receipts					9,866,217.03
Total, Corporation for National and Community Service					233,406,576.10
Corporation for Travel Promotion					
Budget Receipts					
Special Fund Accounts:					
Fees, Travel Promotion Fund, Corporation for Travel Promotion	580		5585	001	63,550,760.00
Total, Budget Receipts					63,550,760.00
Total, Corporation for Travel Promotion					63,550,760.00
Denali Commission					
Proprietary Receipts from the Public					
General Fund Accounts:					
General Fund Proprietary Receipts, Not Otherwise Classified, All Other, Denali Commission	513		3220	067	183,029.74
Total, Proprietary Receipts from the Public					183,029.74
Total, Denali Commission					183,029.74
District of Columbia					
Intrabudgetary Receipts Deducted by Agency					
General Fund Accounts:					
Collections of Receivables from Cancelled Accounts, District of Columbia	349		3200	069	4,160.00
Total, Intrabudgetary Receipts Deducted by Agency					4,160.00
District of Columbia Courts					
Budget Receipts					
Special Fund Accounts:					
Fines and Fees, District of Columbia Victims Compensation Fund, District of Columbia Courts	349	X	5676	001	8,049,386.35
Trust Fund Accounts:					
Deductions from Employees Salaries	020	X	8212	001	664,778.83
Total, Budget Receipts					8,714,165.18
Intrabudgetary Receipts Deducted by Agency					
Trust Fund Accounts:					
Federal Payments to D.C. Judicial Retirement and Survivors Annuity Fund	020	X	8212	003	15,979,000.00
Total, Intrabudgetary Receipts Deducted by Agency					15,979,000.00
Undistributed Offsetting Receipts					
Trust Fund Accounts:					
Interest on Investments	020	X	8212	002	2,952,878.95
Total, Undistributed Offsetting Receipts					2,952,878.95
Total, District of Columbia Courts					27,646,044.13
District of Columbia General and Special Payments					
Proprietary Receipts from the Public					
General Fund Accounts:					
General Fund Proprietary Receipts, Not Otherwise Classified, All Other, District of Columbia	349		3220	069	5,353.46
Total, Proprietary Receipts from the Public					5,353.46

Receipts By Department - Continued

Classification	Account Symbol				Amount
	AID	A	MAIN	SUB	
Intrabudgetary Receipts Deducted by Agency					
Special Fund Accounts:					
Federal Contribution, DC Federal Pension Fund	020	X	5511	001	540,026,000.00
Earnings on Investments, DC Federal Pension Fund	020	X	5511	002	31,889,280.14
Total, Intrabudgetary Receipts Deducted by Agency					571,915,280.14
Total, District of Columbia General and Special Payments					571,920,633.60
Total, District of Columbia					599,570,837.73
Equal Employment Opportunity Commission					
Proprietary Receipts from the Public					
General Fund Accounts:					
General Fund Proprietary Receipts, Not Otherwise Classified, All Other	045		3220	000	45,007.56
Total, Proprietary Receipts from the Public					45,007.56
Intrabudgetary Receipts Deducted by Agency					
General Fund Accounts:					
Collections of Receivables from Cancelled Accounts, Equal Employment Opportunity Commission	045		3200	000	20,460.09
Total, Intrabudgetary Receipts Deducted by Agency					20,460.09
Total, Equal Employment Opportunity Commission					65,467.65
Export-Import Bank of the United States					
Proprietary Receipts from the Public					
General Fund Accounts:					
Export Import Bank Guaranteed Loans, Downward Reestimates	083		2727	003	172,805,177.00
General Fund Proprietary Receipts, Not Otherwise Classified, All Other	083		3220	000	248.00
Total, Proprietary Receipts from the Public					172,805,425.00
Total, Export-Import Bank of the United States					172,805,425.00
Farm Credit Administration					
Proprietary Receipts from the Public					
General Fund Accounts:					
General Fund Proprietary Interest, Not Otherwise Classified	352		1435	000	12.17
General Fund Proprietary Receipts, Not Otherwise Classified, All Other	352		3220	001	150.00
Total, Proprietary Receipts from the Public					162.17
Total, Farm Credit Administration					162.17
Federal Communications Commission					
Budget Receipts					
Special Fund Accounts:					
Universal Service Fund, Federal Communications Commission	027	X	5183	001	8,233,019,512.91
Contributions for Telecommunications Relay Services, Telecommunications Relay Services Fund	027	X	5700	001	1,214,411,145.49
Total, Budget Receipts					9,447,430,658.40
Proprietary Receipts from the Public					
General Fund Accounts:					
General Fund Proprietary Interest, Not Otherwise Classified, Federal Communications Commission	027		1435	000	482.70
Fees and Other Charges for Communication and Transportation Service, Not Otherwise Classified	027		2429	000	24,945,899.73
General Fund Proprietary Receipts, Not Otherwise Classified, All Other	027		3220	000	3,459,698.35
Total, Proprietary Receipts from the Public					28,406,080.78
Intrabudgetary Receipts Deducted by Agency					
Special Fund Accounts:					
Earnings on Federal Securities, Universal Service Fund, FCC	027	X	5183	002	1,363,204.65
Total, Intrabudgetary Receipts Deducted by Agency					1,363,204.65
Undistributed Offsetting Receipts					
General Fund Accounts:					
Auction Receipts, Federal Communications Commission	027		2474	000	2,725,237,561.00
Total, Undistributed Offsetting Receipts					2,725,237,561.00
Total, Federal Communications Commission					12,202,437,504.83
Federal Election Commission					
Proprietary Receipts from the Public					
General Fund Accounts:					
General Fund Proprietary Receipts, Not Otherwise Classified, All Other, Federal Election Commission	360		3220	160	22,403.85

Receipts By Department - Continued

Classification	Account Symbol				Amount
	AID	A	MAIN	SUB	
Total, Proprietary Receipts from the Public					22,403.85
Total, Federal Election Commission					22,403.85
Federal Financial Institutions Examination Council					
Budget Receipts					
Special Fund Accounts:					
Registry Fees, Appraisal Subcommittee	362	X	5026	001	4,852,712.80
Incremental Registry Fees (Dodd-Frank Act), Appraisal Subcommittee	362		5026	003	2,230,048.60
Total, Budget Receipts					7,082,761.40
Total, Federal Financial Institutions Examination Council					7,082,761.40
Federal Housing Finance Agency					
Budget Receipts					
Special Fund Accounts:					
Fees on GSES for Administrative Expenses, Federal Housing Finance Agency	537	X	5532	001	311,387,654.00
Total, Budget Receipts					311,387,654.00
Proprietary Receipts from the Public					
General Fund Accounts:					
General Fund Proprietary Receipts, Not Otherwise Classified, All Other, FOIA, Federal Housing Finance Agency	537		3220	080	6,092.00
Total, Proprietary Receipts from the Public					6,092.00
Intrabudgetary Receipts Deducted by Agency					
Special Fund Accounts:					
Interest Earnings on Investments in Treasury Securities, Federal Housing Finance Agency	537	X	5532	002	1,196,625.29
Total, Intrabudgetary Receipts Deducted by Agency					1,196,625.29
Total, Federal Housing Finance Agency					312,590,371.29
Federal Labor Relations Authority					
Proprietary Receipts from the Public					
General Fund Accounts:					
General Fund Proprietary Interest, Not Otherwise Classified	054		1435	000	.53
Total, Proprietary Receipts from the Public					.53
Total, Federal Labor Relations Authority					.53
Federal Maritime Commission					
Proprietary Receipts from the Public					
General Fund Accounts:					
General Fund Proprietary Interest, Not Otherwise Classified	065		1435	000	14.78
General Fund Proprietary Receipts, Not Otherwise Classified, All Other	065		3220	000	191,060.22
Total, Proprietary Receipts from the Public					191,075.00
Total, Federal Maritime Commission					191,075.00
Federal Mine Safety and Health Review Commission					
Proprietary Receipts from the Public					
General Fund Accounts:					
General Fund Proprietary Receipts, Not Otherwise Classified, All Other, Federal Mine Safety and Health Review Commission	368		3220	028	150.45
Total, Proprietary Receipts from the Public					150.45
Total, Federal Mine Safety and Health Review Commission					150.45
Federal Trade Commission					
Proprietary Receipts from the Public					
General Fund Accounts:					
General Fund Proprietary Receipts, Not Otherwise Classified, All Other	029		3220	000	7,019,973.08
Budget Clearing Accounts:					
Budget Clearing Account (Suspense), Federal Trade Commission	029	F	3875	000	-315,280.58
Total, Proprietary Receipts from the Public					6,704,692.50
Total, Federal Trade Commission					6,704,692.50
Harry S Truman Scholarship Foundation					
Proprietary Receipts from the Public					
Trust Fund Accounts:					
Gifts and Donations, Harry S. Truman Scholarship Foundation	372	X	8296	001	25.00

Receipts By Department - Continued

Classification	Account Symbol				Amount
	AID	A	MAIN	SUB	
Total, Proprietary Receipts from the Public					25.00
Intrabudgetary Receipts Deducted by Agency					
Trust Fund Accounts: General Fund Payment, Harry S. Truman Scholarship Foundation	372	X	8296	003	1,670,000.00
Total, Intrabudgetary Receipts Deducted by Agency					1,670,000.00
Undistributed Offsetting Receipts					
Trust Fund Accounts: Earnings on Investments, Harry S. Truman Scholarship Foundation	372	X	8296	002	1,206,930.78
Total, Undistributed Offsetting Receipts					1,206,930.78
Total, Harry S Truman Scholarship Foundation					2,876,955.78
Institute of Museum and Library Services					
Proprietary Receipts from the Public					
General Fund Accounts: General Fund Proprietary Receipts, Not Otherwise Classified, All Other, Institute for Museum and Library Services	474		3220	003	1,965.17
Trust Fund Accounts: Grants and Donations, Institute of Museum and Library Services	474	X	8080	001	1,600,172.77
Total, Proprietary Receipts from the Public					1,602,137.94
Total, Institute of Museum and Library Services					1,602,137.94
International Trade Commission					
Proprietary Receipts from the Public					
General Fund Accounts: General Fund Proprietary Receipts, Not Otherwise Classified, All Other	034		3220	000	916.40
Total, Proprietary Receipts from the Public					916.40
Total, International Trade Commission					916.40
James Madison Memorial Fellowship Foundation					
Proprietary Receipts from the Public					
General Fund Accounts: General Fund Proprietary Interest, Not Otherwise Classified, James Madison Memorial Fellowship Foundation	381		1435	002	1,178.95
Total, Proprietary Receipts from the Public					1,178.95
Undistributed Offsetting Receipts					
Trust Fund Accounts: Earnings on Investments, James Madison Memorial Fellowship Trust Fund	381	X	8282	002	2,154,465.88
Total, Undistributed Offsetting Receipts					2,154,465.88
Total, James Madison Memorial Fellowship Foundation					2,155,644.83
Japan-United States Friendship Commission					
Undistributed Offsetting Receipts					
Trust Fund Accounts: Earnings on Investments, Japan-United States Friendship Commission Trust Fund	382	X	8025	002	1,951,059.82
Total, Undistributed Offsetting Receipts					1,951,059.82
Total, Japan-United States Friendship Commission					1,951,059.82
Merit Systems Protection Board					
Proprietary Receipts from the Public					
General Fund Accounts: General Fund Proprietary Receipts, Not Otherwise Classified, All Other	389		3220	000	1,200.00
Total, Proprietary Receipts from the Public					1,200.00
Total, Merit Systems Protection Board					1,200.00
Morris K. Udall and Stewart L. Udall Foundation					
Intrabudgetary Receipts Deducted by Agency					
Trust Fund Accounts: General Fund Payments, Morris K. Udall and Stewart L. Udall Foundation	487	X	8615	001	1,800,000.00
Total, Intrabudgetary Receipts Deducted by Agency					1,800,000.00
Undistributed Offsetting Receipts					
Trust Fund Accounts: Interest on Investments, Morris K. Udall and Stewart L. Udall Foundation	487	X	8615	002	1,921,331.73

Receipts By Department - Continued

Classification	Account Symbol				Amount
	AID	A	MAIN	SUB	
Total, Undistributed Offsetting Receipts					1,921,331.73
Total, Morris K. Udall and Stewart L. Udall Foundation					3,721,331.73
National Archives and Records Administration					
Proprietary Receipts from the Public					
General Fund Accounts:					
General Fund Proprietary Receipts, Not Otherwise Classified	088		3220	000	211,175.77
Trust Fund Accounts:					
Donations, National Archives Gift Fund, National Archives and Records Administration	088	X	8127	001	1,019,326.30
Interest Earned on Non-Federal Securities, National Archives and Records Administration	088	X	8127	003	654,697.77
Realized Gains on Non-Federal Securities, National Archives Gift Fund	088	X	8127	004	910,927.07
Proceeds from Non-Federal Securities Not Immediately Reinvested, National Archives Gift Fund	088	X	8127	005	642,633.49
Total, Proprietary Receipts from the Public					3,438,760.40
Undistributed Offsetting Receipts					
Trust Fund Accounts:					
Earnings on Investments, National Archives Gift Fund	088	X	8127	002	42,856.53
Total, Undistributed Offsetting Receipts					42,856.53
Total, National Archives and Records Administration					3,481,616.93
National Credit Union Administration					
Proprietary Receipts from the Public					
General Fund Accounts:					
General Fund Proprietary Interest, Not Otherwise Classified, National Credit Union Administration	025		1435	000	8.60
Total, Proprietary Receipts from the Public					8.60
Total, National Credit Union Administration					8.60
National Endowment for the Arts					
Proprietary Receipts from the Public					
Trust Fund Accounts:					
Gifts and Donations, National Endowment for the Arts	417	X	8040	001	604,987.96
Total, Proprietary Receipts from the Public					604,987.96
Intrabudgetary Receipts Deducted by Agency					
General Fund Accounts:					
Collections of Receivables from Cancelled Accounts, National Endowment for the Arts	417		3200	001	4,000.00
Total, Intrabudgetary Receipts Deducted by Agency					4,000.00
Total, National Endowment for the Arts					608,987.96
National Endowment for the Humanities					
Proprietary Receipts from the Public					
General Fund Accounts:					
General Fund Proprietary Receipts, Not Otherwise Classified, All Other, National Endowment for the Humanities	418		3220	002	176,213.78
Trust Fund Accounts:					
Gifts and Donations, National Endowment for the Humanities	418	X	8050	001	153,183.27
Total, Proprietary Receipts from the Public					329,397.05
Total, National Endowment for the Humanities					329,397.05
National Labor Relations Board					
Proprietary Receipts from the Public					
General Fund Accounts:					
General Fund Proprietary Receipts, Not Otherwise Classified, All Other	420		3220	000	52,078.87
Total, Proprietary Receipts from the Public					52,078.87
Total, National Labor Relations Board					52,078.87
National Transportation Safety Board					
Proprietary Receipts from the Public					
General Fund Accounts:					
General Fund Proprietary Receipts, Not Otherwise Classified, All Other, National Transportation Safety Board	424		3220	003	4,423.12
Total, Proprietary Receipts from the Public					4,423.12
Total, National Transportation Safety Board					4,423.12
Nuclear Regulatory Commission					
Proprietary Receipts from the Public					

Receipts By Department - Continued

Classification	Account Symbol				Amount
	AID	A	MAIN	SUB	
General Fund Accounts:					
General Fund Proprietary Interest, Not Otherwise Classified	031		1435	000	28,324.88
General Fund Proprietary Receipts, Not Otherwise Classified, All Other	031		3220	000	132,394.38
Total, Proprietary Receipts from the Public					160,719.26
Offsetting Governmental Receipts					
Special Fund Accounts:					
Nuclear Facilities Fees Fund, Nuclear Regulatory Commission	031	X	5280	001	704,328,564.83
Total, Offsetting Governmental Receipts					704,328,564.83
Total, Nuclear Regulatory Commission					704,489,284.09
Occupational Safety and Health Review Commission					
Proprietary Receipts from the Public					
General Fund Accounts:					
General Fund Proprietary Receipts, Not Otherwise Classified, All Other, Occupational Safety and Health Review Commission	432		3220	021	201.50
Total, Proprietary Receipts from the Public					201.50
Total, Occupational Safety and Health Review Commission					201.50
Office of Government Ethics					
Budget Receipts					
General Fund Accounts:					
Fines, Penalties and Forfeitures, Not Otherwise Classified, Office of Government Ethics	434		1099	048	400.00
Total, Budget Receipts					400.00
Total, Office of Government Ethics					400.00
Other Commissions and Boards					
Proprietary Receipts from the Public					
General Fund Accounts:					
General Fund Proprietary Receipts, Not Otherwise Classified, All Other, United States Commission on International Religious	295		3220	095	250.00
General Fund Proprietary Interest, Not Otherwise Classified, Federal Mine Safety and Health Review Commission	368		1435	028	13.10
General Fund Proprietary Interest, Not Otherwise Classified, Bureau of Consumer Financial Protection	581		1435	085	265.28
Trust Fund Accounts:					
Gifts and Donations, Federal Judicial Center, the Judiciary	010	X	8123	001	96,268.01
Gifts and Donations, Commission for the Preservation of America's Heritage Abroad	321	X	8268	001	62,407.00
Budget Clearing Accounts:					
Collections and/or Payments Default, National Reconnaissance Office	571	F	3500	079	1,353.17
Total, Proprietary Receipts from the Public					160,556.56
Total, Other Commissions and Boards					160,556.56
Patient-Centered Outcomes Research Trust Fund					
Budget Receipts					
Trust Fund Accounts:					
Fees on Health Insurance and Self-Insured Health Plans, Patient-Centered Outcomes Research Trust Fun	579		8299	001	266,155,432.00
Total, Budget Receipts					266,155,432.00
Intrabudgetary Receipts Deducted by Agency					
Trust Fund Accounts:					
Payment from the General Fund, Patient-Centered Outcomes Research Trust Fund	579		8299	003	275,500,000.00
Total, Intrabudgetary Receipts Deducted by Agency					275,500,000.00
Undistributed Offsetting Receipts					
Trust Fund Accounts:					
Earnings on Investments, Patient-Centered Outcomes Research Trust Fund	579		8299	002	525,335.52
Total, Undistributed Offsetting Receipts					525,335.52
Total, Patient-Centered Outcomes Research Trust Fund					542,180,767.52
Railroad Retirement Board					
Budget Receipts					
Trust Fund Accounts:					
Taxes, Social Security Equivalent Benefit Account, Railroad Retirement Board	060	X	8010	002	2,310,990,725.85
Receipts Transferred to Federal Hospital Insurance Trust Fund, Social Security Equivalent Benefit Account, Railroad	060	X	8010	021	-582,900,000.00
Railroad Retirement Taxes, Railroad Retirement Account	060	X	8011	002	2,716,954,737.61
Total, Budget Receipts					4,445,045,463.46
Proprietary Receipts from the Public					
Trust Fund Accounts:					

Receipts By Department - Continued

Classification	Account Symbol				Amount
	AID	A	MAIN	SUB	
Gains and Losses on Private Sector Holdings, National Railroad Retirement Investment Trust	060	X	8118	001	1,856,659,808.75
Interest and Dividends on Private Sector Holdings, National Railroad Retirement Investment Trust	060	X	8118	003	358,088,671.61
Total, Proprietary Receipts from the Public					2,214,748,480.36
Intrabudgetary Receipts Deducted by Agency					
Trust Fund Accounts:					
Advances from the General Fund for Financial Interchange Interest, Social Security Equivalent Benefit Account, Railroad	060	X	8010	004	5,723,005.50
Income Tax Credits, Social Security Equivalent Benefit Account, Railroad Retirement Board	060	X	8010	012	283,000,000.00
Receipts from Federal Old-Age and Survivors Insurance (OASI) Trust Fund, Social Security Equivalent Benefit Account, Railroad	060	X	8010	031	4,843,965,000.00
Receipts from Disability Insurance (DI) Trust Fund, Social Security Equivalent Benefit Account, Railroad Retirement Board	060	X	8010	032	143,782,000.00
Federal Payments to Railroad Retirement Trust Funds, Railroad Retirement Account	060	X	8011	007	403,000,000.00
Payment from the National Railroad Retirement Investment Trust, Rail Industry Pension Fund, Railroad Retirement Board	060	X	8011	016	2,280,000,000.00
General Fund Payment, Limitation on Administration, Railroad Retirement Board	060		8237	001	5,000,000.00
Total, Intrabudgetary Receipts Deducted by Agency					7,964,470,005.50
Undistributed Offsetting Receipts					
Trust Fund Accounts:					
Earnings on Investments, Social Security Equivalent Benefit Account, Railroad Retirement Board	060	X	8010	001	21,944,410.72
Interest Transferred to Federal Hospital Insurance Trust Fund, Social Security Equivalent Benefit Account, Railroad	060	X	8010	018	-23,549,000.00
Earning on Investments, Railroad Retirement Account	060	X	8011	001	13,584,807.36
Earnings on Investments in Federal Securities, National Railroad Retirement Investment Trust	060	X	8118	002	96,907,035.69
Total, Undistributed Offsetting Receipts					108,887,253.77
Total, Railroad Retirement Board					14,733,151,203.09
Securities and Exchange Commission					
Budget Receipts					
Special Fund Accounts:					
Registration Fees, Securities and Exchange Commission Reserve Fund	050	X	5566	001	50,000,000.00
Monetary Sanctions, Investor Protection Fund, Securities and Exchange Commission	050	X	5567	001	17,057,314.18
Total, Budget Receipts					67,057,314.18
Proprietary Receipts from the Public					
General Fund Accounts:					
General Fund Proprietary Interest, Not Otherwise Classified	050		1435	000	3,551.99
Post-Judgment Interest, Securities and Exchange Commission	050		1492	000	1,162,294.18
General Fund Proprietary Receipts, Not Otherwise Classified, All Other	050		3220	000	46,538.77
Budget Clearing Accounts:					
Budget Clearing Account (Suspense), Securities and Exchange Commission	050	F	3875	000	-34,742.81
Total, Proprietary Receipts from the Public					1,177,642.13
Intrabudgetary Receipts Deducted by Agency					
Special Fund Accounts:					
Interest, Investor Protection Fund, Securities and Exchange Commission	050	X	5567	002	4,960,413.69
Total, Intrabudgetary Receipts Deducted by Agency					4,960,413.69
Total, Securities and Exchange Commission					73,195,370.00
Smithsonian Institution					
Proprietary Receipts from the Public					
Budget Clearing Accounts:					
Proceeds of Sales, Personal Property, Smithsonian Institution	033	F	3845	001	28,561.78
Total, Proprietary Receipts from the Public					28,561.78
Intrabudgetary Receipts Deducted by Agency					
General Fund Accounts:					
Collections of Receivables from Cancelled Accounts, Smithsonian Institution	033		3200	000	2,482.78
Total, Intrabudgetary Receipts Deducted by Agency					2,482.78
Total, Smithsonian Institution					31,044.56
Surface Transportation Board					
Proprietary Receipts from the Public					
General Fund Accounts:					
General Fund Proprietary Interest, Not Otherwise Classified, Surface Transportation Board	472		1435	089	11.22
Total, Proprietary Receipts from the Public					11.22
Total, Surface Transportation Board					11.22
United States Court of Appeals for Veterans Claims					
Budget Receipts					
General Fund Accounts:					
Fines, Penalties, and Forfeitures, Not Otherwise Classified, US Court of Appeals for Veterans Claims	345		1099	042	495.31
Special Fund Accounts:					

Receipts By Department - Continued

Classification	Account Symbol				Amount
	AID	A	MAIN	SUB	
Fees, Practice and Registration Fees Fund, United States Court of Appeals for Veterans Claims	345	X	5113	001	23,725.00
Trust Fund Accounts:					
Employee Contributions, United States Court of Appeals for Veterans Claims	345	X	8290	001	79,308.65
Total, Budget Receipts					103,528.96
Proprietary Receipts from the Public					
General Fund Accounts:					
General Fund Proprietary Interest, Not Otherwise Classified, U S Court of Appeals for Veterans Claims	345		1435	042	53.25
General Fund Proprietary Receipts, Not Otherwise Classified, All Other, Court of Appeals for Veterans Claims	345		3220	042	880.38
Total, Proprietary Receipts from the Public					933.63
Intrabudgetary Receipts Deducted by Agency					
General Fund Accounts:					
Collections of Receivables from Cancelled Accounts, U. S. Court of Appeals for Veterans Claims	345		3200	042	1,366.91
Total, Intrabudgetary Receipts Deducted by Agency					1,366.91
Undistributed Offsetting Receipts					
Trust Fund Accounts:					
Earnings on Investments, United States Court of Appeals for Veterans Claims	345	X	8290	002	871,466.18
Employing Agency Contributions, United States Court of Appeals for Veterans Claims	345	X	8290	003	4,313,000.00
Total, Undistributed Offsetting Receipts					5,184,466.18
Total, United States Court of Appeals for Veterans Claims					5,290,295.68
Total, Independent Agencies					30,252,857,819.33
Total, Receipts by Dept					4,673,590,112,741.27

Federal Securities Issued under Special Financing Authority

Agency	Account Symbol				Outstanding September 30, 2020	Outstanding September 30, 2019	Net Change September 30, 2019 to September 30, 2020
	AID	A	MAIN	SUB			
Obligations Guaranteed by the United States, Issued by: Department of Housing and Urban Development: Federal Housing Administration	086	X	4070	000	18,541,264.77	18,541,264.77	-----
Subtotal, Obligations Guaranteed by the United States					18,541,264.77	18,541,264.77	-----
Obligations Not Guaranteed by the United States, Issued by: Legislative Branch: Architect of the Capitol	010	X	4518	000	57,550,541.00	69,118,932.00	-11,568,391.00
Independent Agencies: Federal Communications Commission	027	X	1000	000	-0.01	-0.01	-----
National Archives and Records Administration	088	X	0300	000	0.50	0.50	-----
Tennessee Valley Authority	455	X	4110	000	20,075,177,593.00	21,366,907,460.00	-1,291,729,867.00
Subtotal, Obligations Not Guaranteed by the United States					20,132,728,134.49	21,436,026,392.49	-1,303,298,258.00
Total, Agency Securities					20,151,269,399.26	21,454,567,657.26	-1,303,298,258.00

Federal Securities Held as Investments of Government Accounts

Agency	Account Symbol				Outstanding September 30, 2020	Outstanding September 30, 2019	Net Change September 30, 2019 to September 30, 2020
	AID	POA	MAIN	SUB			
Federal Funds:							
Legislative Branch							
Architect of the Capitol:							
Capitol Visitor Center Revolving Fund, Architect of the Capitol	001	No Year	4296	000	20,386,755.04	24,680,605.18	-4,293,850.14
Library of Congress:							
Oliver Wendell Holmes Devises Fund, Library of Congress	003	No Year	5075	000	31,890.25	31,617.97	272.28
Legislative Branch Boards and Commissions:							
Senate Preservation Fund, Library of Congress, Senate	000	No Year	5509	000	492,906.49	491,364.34	1,542.15
Department of Agriculture							
National Institute of Food and Agriculture:							
Native American Institutions Endowment Fund, Agriculture	012	No Year	5205	000	238,081,364.47	226,209,651.67	11,871,712.80
Department of Defense--Military Programs							
Defense Agencies:							
Defense Cooperation Account, Defense	097	No Year	5187	000	8,024,670.75	8,012,949.24	11,721.51
Department of Energy							
Energy Programs:							
Nuclear Waste Disposal Fund, Energy Programs, Energy	089	No Year	5227	000	54,665,600,289.69	54,022,144,927.88	643,455,361.81
Uranium Enrichment Decontamination and Decommissioning Fund, Energy Programs, Energy	089	No Year	5231	000	851,447,000.00	1,688,584,000.00	-837,137,000.00
Power Marketing Administration:							
Bonneville Power Administration Fund, Power Marketing Administration, Energy	089	No Year	4045	000	491,000,000.00	137,000,000.00	354,000,000.00
Department of Homeland Security							
Federal Emergency Management Agency:							
National Flood Insurance Reserve Fund, Homeland Security	070	No Year	5701	000	1,645,443,386.65	1,525,379,589.57	120,063,797.08
Department of Housing and Urban Development							
Housing Programs:							
FHA, Mutual Mortgage Insurance Capital Reserve Account, Housing and Urban Development	086	No Year	0236	000	67,936,554,212.03	50,600,732,885.63	17,335,821,326.40
Government National Mortgage Association:							
Guarantees of Mortgage-Backed Securities Capital Reserve Account, Government National Mortgage Association, Housing and Urban Development	086	No Year	0238	000	8,400,366,000.00	15,658,470,000.00	-7,258,104,000.00
Guarantees of Mortgage-Backed Securities Fund, Government National Mortgage Association, Housing and Urban Development	086	No Year	4238	000	124,212,000.00	125,260,000.00	-1,048,000.00
Department of the Interior							
Bureau of Land Management:							
Southern Nevada Public Land Management, Bureau of Land Management	014	No Year	5232	000	1,013,049,320.27	925,894,006.06	87,155,314.21
Lincoln County Land Act, Bureau of Land Management	014	No Year	5469	000	29,572,229.49	35,137,613.12	-5,565,383.63
Office of Surface Mining Reclamation and Enforcement:							
Abandoned Mine Reclamation Fund, Office of Surface Mining Reclamation and Enforcement	014	No Year	5015	000	2,633,292,296.84	2,679,356,097.30	-46,063,800.46
Bureau of Reclamation:							
Lower Colorado River Basin Development Fund, Bureau of Reclamation	014	No Year	4079	000	322,572,337.82	357,846,032.49	-35,273,694.67
Reclamation Water Settlements Fund, Bureau of Reclamation, Interior	014	No Year	5593	000	243,419,124.37	142,893,709.70	100,525,414.67
Blackfeet Water Settlement Implementation Fund, Bureau of Reclamation, Interior	014	No Year	5668	000	44,047,997.56	.00	44,047,997.56
Central Utah Project:							
Utah Reclamation Mitigation and Conservation Account, Interior	014	No Year	5174	000	138,144,026.75	138,144,026.75	.00
United States Fish and Wildlife Service:							
Federal Aid to Wildlife Restoration, United States Fish and Wildlife Service	014	No Year	5029	000	2,060,000,000.00	2,020,000,000.00	40,000,000.00
Bureau of Indian Affairs and Bureau of Indian Education:							
Operation and Maintenance, Indian Irrigation Systems, Bureau of Indian Affairs (T)	014	No Year	5240	000	50,719,000.00	48,389,589.93	2,329,410.07
High-Hazard Indian Dam Safety Deferred Maintenance Fund, Bureau of Indian	014	No Year	5637	000	93,477,000.00	68,462,881.22	25,014,118.78
							617

Federal Securities Held as Investments of Government Accounts - Continued

Agency	Account Symbol				Outstanding September 30, 2020	Outstanding September 30, 2019	Net Change September 30, 2019 to September 30, 2020
	AID	POA	MAIN	SUB			
Affairs and Bureau of Indian Education, Interior							
High-Hazard Indian Dam Safety Deferred Maintenance Fund, Bureau of Indian Affairs and Bureau of Indian Education, Interior	014	No Year	5637	000	93,477,000.00	68,462,881.22	25,014,118.78
Low-Hazard Indian Dam Safety Deferred Maintenance Fund, Bureau of Indian Affairs and Bureau of Indian Education, Interior	014	No Year	5638	000	41,093,000.00	30,138,763.99	10,954,236.01
Indian Irrigation Fund, Bureau of Indian Affairs and Bureau of Indian Education, Interior	014	No Year	5638	000	41,093,000.00	30,138,763.99	10,954,236.01
Indian Irrigation Fund, Bureau of Indian Affairs and Bureau of Indian Education, Interior	014	No Year	5639	000	123,488,000.00	97,503,180.29	25,984,819.71
Indian Irrigation Fund, Bureau of Indian Affairs and Bureau of Indian Education, Interior	014	No Year	5639	000	123,488,000.00	97,503,180.29	25,984,819.71
Power Systems, Indian Irrigation Projects, Bureau of Indian Affairs	014	No Year	5648	000	24,661,000.00	28,904,090.74	-4,243,090.74
Departmental Offices:							
Environmental Improvement and Restoration Fund, Office of Natural Resources Revenue, Interior	014	No Year	5425	000	1,542,237,365.22	1,517,871,798.44	24,365,566.78
Department-Wide Programs:							
Natural Resource Damage Assessment and Restoration Fund, Office of the Secretary	014	No Year	5198	000	1,896,322,900.33	1,763,987,497.49	132,335,402.84
Bureau of Trust Fund Administration:							
Tribal Special Fund, Office of the Special Trustee for American Indians	014	No Year	5265	000	93,984,652.17	66,946,326.39	27,038,325.78
Department of Justice							
Legal Activities and U.S. Marshals:							
Assets Forfeiture Fund, Justice	015	No Year	5042	000	3,224,061,596.73	2,106,331,497.88	1,117,730,098.85
United States Trustee System Fund, Justice	015	No Year	5073	000	156,761,996.98	43,030,631.32	113,731,365.66
United States Victims of State Sponsored Terrorism Fund, General Legal Activities, Justice	015	No Year	5608	000	167,633,025.39	1,039,820,598.30	-872,187,572.91
Federal Prison System:							
Prison Industries Fund, Justice	015	No Year	4500	000	286,568,591.36	329,868,012.41	-43,299,421.05
Department of Labor							
Pension Benefit Guaranty Corporation:							
Pension Benefit Guaranty Corporation Fund, Pension Benefit Guaranty Corporation, Labor	016	No Year	4204	000	45,552,729,544.47	36,712,621,630.36	8,840,107,914.11
Office of Workers' Compensation Programs:							
Energy Employees Occupational Illness Compensation Fund, Labor	016	No Year	1523	000	.00	282,230,200.00	-282,230,200.00
Panama Canal Commission Compensation Fund, Labor	016	No Year	5155	000	21,996,277.07	25,406,509.32	-3,410,232.25
Department of State							
Administration of Foreign Affairs:							
Foreign Service National Defined Contributions Retirement Fund, State	019	No Year	5497	000	32,654,624.69	22,985,577.07	9,669,047.62
Other:							
International Center, Washington, D. C., State	019	No Year	5151	000	12,010,514.24	14,833,259.66	-2,822,745.42
Department of Transportation							
Federal Aviation Administration:							
Aviation Insurance Revolving Fund, Transportation	069	No Year	4120	000	2,302,424,155.89	2,292,830,485.24	9,593,670.65
Maritime Administration:							
War-Risk Insurance Revolving Fund, Maritime Administration, Transportation	069	No Year	4302	000	50,316,019.12	50,206,685.58	109,333.54
Department of the Treasury							
Departmental Offices:							
Exchange Stabilization Fund, Office of the Secretary, Treasury	020	No Year	4444	000	11,169,942,384.23	22,622,443,032.78	-11,452,500,648.55
Financial Research Fund, Departmental Offices, Treasury	020	No Year	5590	000	83,562,572.12	74,990,535.99	8,572,036.13
Treasury Forfeiture Fund, Treasury	020	No Year	5697	000	1,218,276,836.75	1,144,108,200.62	74,168,636.13
Department of Veterans Affairs							
Benefits Programs:							
Servicemen's Group Life Insurance Fund, Veterans Affairs	036	No Year	4009	000	1,261,883,000.00	300,693,000.00	961,190,000.00
Veterans Reopened Insurance Fund, Veterans Affairs	036	No Year	4010	000	65,579,000.00	83,588,000.00	-18,009,000.00
Other Defense Civil Programs							
Retiree Health Care:							
Department of Defense, Medicare-Eligible Retiree Health Care Fund	097	No Year	5472	000	268,894,246,706.69	254,176,410,880.35	14,717,835,826.34

Federal Securities Held as Investments of Government Accounts - Continued

Agency	Account Symbol				Outstanding September 30, 2020	Outstanding September 30, 2019	Net Change September 30, 2019 to September 30, 2020
	AID	POA	MAIN	SUB			
Total, Federal Funds					681,783,611,741.08	647,706,568,905.54	34,077,042,835.54
Trust Funds:							
Legislative Branch							
Library of Congress:							
Library of Congress Gift Fund, Library of Congress	003	No Year	8031	000	12,042,975.18	9,492,989.69	2,549,985.49
Library of Congress Trust Fund, Library of Congress	003	No Year	8032	000	13,031,716.07	13,573,950.59	-542,234.52
United States Tax Court:							
Tax Court Judges Survivors Annuity Fund, United States Tax Court	023	No Year	8115	000	12,904,715.29	12,761,107.33	143,607.96
Legislative Branch Boards and Commissions:							
Open World Leadership Center Trust Fund	009	No Year	8148	000	2,782,000.00	1,392,000.00	1,390,000.00
John C. Stennis Center for Public Service Training and Development	009	No Year	8275	000	16,822,000.00	16,197,000.00	625,000.00
Capitol Preservation Fund, U.S. Capitol Preservation Commission	009	No Year	8300	000	11,156,442.86	11,076,111.82	80,331.04
Judicial Branch							
Judicial Retirement Funds:							
Judicial Survivors Annuity Fund, The Judiciary	010	No Year	8110	000	550,384,327.82	523,699,441.82	26,684,886.00
Judicial Officers Retirement Fund, The Judiciary	010	No Year	8122	000	853,535,759.90	742,431,319.53	111,104,440.37
Claims Court Judges Retirement Fund, The Judiciary	010	No Year	8124	000	38,757,180.52	38,020,736.16	736,444.36
Department of Agriculture							
Forest Service:							
Land Between the Lakes Trust Fund, Forest Service, Agriculture	012	No Year	8039	000	5,684,059.83	5,684,059.83	.00
Department of Commerce							
National Telecommunications and Information Administration:							
Public Safety Trust Fund, National Telecommunications and Information Administration, Commerce	013	No Year	8233	000	7,665,715,184.52	7,560,964,397.75	104,750,786.77
Department of Defense--Military Programs							
Department of the Army:							
Department of the Army General Gift Fund, Army	021	No Year	8927	000	358,709.88	1,134,294.96	-775,585.08
Department of the Navy:							
Department of the Navy General Gift Fund, Navy	017	No Year	8716	000	49,774.21	.00	49,774.21
United States Naval Academy General Gift Fund	017	No Year	8733	000	4,993,400.00	5,399,650.00	-406,250.00
Department of the Air Force:							
Department of the Air Force General Gift Fund, Air Force	057	No Year	8928	000	6,879.30	6,736.19	143.11
Defense Agencies:							
National Security Education Trust Fund, Defense	097	No Year	8168	000	1,794,223.08	1,755,120.95	39,102.13
Voluntary Separation Incentive Fund, Defense	097	No Year	8335	000	74,796,570.05	88,998,069.98	-14,201,499.93
Host Nation Support for U.S. Relocation Activities, Defense	097	No Year	8337	000	162,369,431.96	129,134,551.24	33,234,880.72
Support for U.S. Relocation to Guam Activities, Defense	097	No Year	8358	000	1,625,334,610.64	1,597,544,312.23	27,790,298.41
Department of Health and Human Services							
Health Resources and Services Administration:							
Vaccine Injury Compensation Trust Fund - Treasury Managed, Health and Human Services	075	No Year	8175	000	3,967,040,677.49	3,849,402,532.31	117,638,145.18
Centers for Medicare and Medicaid Services:							
Federal Supplementary Medical Insurance Trust Fund-Treasury Managed, Health and Human Services	075	No Year	8004	000	87,477,059,000.00	104,716,025,000.00	-17,238,966,000.00
Federal Hospital Insurance Trust Fund - Treasury Managed, Health and Human Services	075	No Year	8005	000	133,734,724,000.00	198,625,096,000.00	-64,890,372,000.00
Program Support Center:							
National Institutes of Health Unconditional Gift Fund, Health and Human Services	075	No Year	8248	000	29,755,608.58	33,332,361.63	-3,576,753.05
National Institutes of Health Conditional Gift Fund, Health and Human Services	075	No Year	8253	000	1,160,299.83	1,149,360.76	10,939.07
Patients' Benefit Fund, National Institutes of Health, Health and Human Services	075	No Year	8888	000	361,757.87	358,705.54	3,052.33
Department of Homeland Security							
United States Coast Guard:							

Federal Securities Held as Investments of Government Accounts - Continued

Agency	Account Symbol				Outstanding September 30, 2020	Outstanding September 30, 2019	Net Change September 30, 2019 to September 30, 2020
	AID	POA	MAIN	SUB			
Sport Fish Restoration and Boating Trust Fund, Homeland Security	070	No Year	8147	000	2,082,929,480.89	1,997,162,744.49	85,766,736.40
Oil Spill Liability Trust Fund-Treasury Managed, Homeland Security	070	No Year	8185	000	7,315,412,692.40	6,854,931,780.91	460,480,911.49
General Gift Fund, USCG, Homeland Security	070	No Year	8533	000	1,916,146.38	1,305,372.51	610,773.87
Department of the Interior							
National Park Service:							
Preservation, Birthplace of Abraham Lincoln, National Park Service	014	No Year	8052	000	51,000.00	51,000.00	.00
Bureau of Trust Fund Administration:							
Tribal Trust Fund, Office of the Special Trustee for the American Indians	014	No Year	8030	000	104,104,864.24	35,964,862.10	68,140,002.14
Department of Labor							
Employment and Training Administration:							
Unemployment Trust Fund - Treasury Managed, Labor	016	No Year	8042	000	50,514,526,000.00	84,361,381,000.00	-33,846,855,000.00
Office of Workers' Compensation Programs:							
Relief and Rehabilitation, Longshoremen's and Harbor Workers' Compensation Act, as Amended, Labor	016	No Year	8130	000	45,000,000.00	59,803,170.00	-14,803,170.00
Relief and Rehabilitation, Workmen's Compensation Act, within the District of Columbia, Labor	016	No Year	8134	000	2,000,000.00	4,250,000.00	-2,250,000.00
Department of State							
Administration of Foreign Affairs:							
Foreign Service Retirement and Disability Fund, State	019	No Year	8186	000	19,980,791,000.00	19,318,282,000.00	662,509,000.00
Unconditional Gift Fund, State	019	No Year	8821	000	1,687,658.18	.00	1,687,658.18
Conditional Gift Fund, General, State	019	No Year	8822	000	21,000,000.00	22,000,000.00	-1,000,000.00
Other:							
Israeli Arab Scholarship Program, State	019	No Year	8271	000	4,978,500.00	4,978,500.00	.00
Center for Middle Eastern-Western Dialogue Trust Fund, State	019	No Year	8813	000	11,108,577.63	11,293,854.86	-185,277.23
Eisenhower Exchange Fellowship Program Trust Fund	570	No Year	8276	000	7,261,751.20	7,882,200.00	-620,448.80
Department of Transportation							
Federal Aviation Administration:							
Airport and Airway Trust Fund - Treasury Managed, Transportation	069	No Year	8103	000	7,900,279,000.00	15,018,080,000.00	-7,117,801,000.00
Federal Highway Administration:							
Highway Trust Fund - Treasury Managed, Transportation	069	No Year	8102	000	12,080,824,380.76	28,192,343,727.49	-16,111,519,346.73
Department of the Treasury							
Departmental Offices:							
Gifts and Bequests, Treasury	020	No Year	8790	000	1,036,813.51	1,031,710.05	5,103.46
Bureau of the Fiscal Service:							
Lower Brule Sioux Tribe Terrestrial Wildlife Habitat Restoration Trust Fund, Bureau of the Fiscal Service, Treasury	020	No Year	8207	000	15,700,513.09	15,776,445.72	-75,932.63
Cheyenne River Sioux Tribe Terrestrial Wildlife Habitat Restoration Trust Fund, Bureau of the Fiscal Service, Treasury	020	No Year	8209	000	45,607,459.15	45,655,382.91	-47,923.76
Gulf Coast Restoration Trust Fund, Bureau of the Fiscal Service, Treasury	020	No Year	8625	000	1,680,931,171.39	1,544,548,176.87	136,382,994.52
Esther Cattell Schmitt Gift Fund, Bureau of the Fiscal Service, Treasury	020	No Year	8902	000	469,485.13	469,435.09	50.04
Comptroller of the Currency:							
Assessment Funds, Office of the Comptroller of the Currency, Treasury	020	No Year	8413	000	1,983,365,000.00	1,970,844,000.00	12,521,000.00
Department of Veterans Affairs							
Veterans Health Administration:							
General Post Fund, National Homes, Veterans Affairs	036	No Year	8180	000	112,165,994.69	119,214,859.23	-7,048,864.54
Benefits Programs:							
National Service Life Insurance Fund, Veterans Affairs	036	No Year	8132	000	1,946,187,000.00	2,456,089,000.00	-509,902,000.00
United States Government Life Insurance Fund, Veterans Affairs	036	No Year	8150	000	1,638,000.00	1,802,000.00	-164,000.00
Veterans Special Life Insurance Fund, Trust Revolving Fund, Veterans Affairs	036	No Year	8455	000	1,221,955,000.00	1,357,224,000.00	-135,269,000.00
Corps of Engineers							
South Dakota Terrestrial Wildlife Habitat Restoration Trust Fund, Corps of Engineers - Civil	096	No Year	8217	000	115,783,517.49	114,304,482.48	1,479,035.01
Inland Waterways Trust Fund - Treasury Managed, Corps of Engineers - Civil	096	No Year	8861	000	112,826,128.61	58,142,247.39	54,683,881.22
Harbor Maintenance Trust Fund - Treasury Managed, Corps of Engineers -	096	No Year	8863	000	9,059,600,573.93	9,281,906,506.37	-222,305,932.44

Federal Securities Held as Investments of Government Accounts - Continued

Agency	Account Symbol				Outstanding September 30, 2020	Outstanding September 30, 2019	Net Change September 30, 2019 to September 30, 2020
	AID	POA	MAIN	SUB			
Civil							
Other Defense Civil Programs							
Military Retirement:							
Department of Defense Military Retirement Fund	097	No Year	8097	000	916,264,382,522.54	827,413,704,835.15	88,850,677,687.39
Educational Benefits:							
Department of Defense, Education Benefits Fund	097	No Year	8098	000	1,049,889,694.39	1,078,430,445.09	-28,540,750.70
Armed Forces Retirement Home:							
Armed Forces Retirement Home Trust Fund, Armed Forces Retirement Home	084	No Year	8522	000	93,137,347.59	79,077,564.07	14,059,783.52
Environmental Protection Agency							
Hazardous Substance Superfund - Treasury Managed, Environmental Protection Agency	068	No Year	8145	000	4,933,162,700.80	5,251,016,781.13	-317,854,080.33
Leaking Underground Storage Tank Trust Fund - Treasury Managed, Environmental Protection Agency	068	No Year	8153	000	895,016,210.67	773,396,490.92	121,619,719.75
National Aeronautics and Space Administration							
Endeavor Teacher Fellowship Trust Fund, National Aeronautics and Space Administration	080	No Year	8550	000	340,000.00	340,000.00	.00
Science, Space and Technology Education Trust Fund, National Aeronautics and Space Administration	080	No Year	8978	000	14,719,207.91	15,487,587.81	-768,379.90
Office of Personnel Management							
Civil Service Retirement and Disability Fund, Office of Personnel Management	024	No Year	8135	000	962,083,238,000.00	939,702,553,000.00	22,380,685,000.00
Employees' Life Insurance Fund, Office of Personnel Management	024	No Year	8424	000	49,128,580,735.02	48,198,531,457.28	930,049,277.74
Employees' Health Benefits Fund, Office of Personnel Management	024	No Year	8440	000	28,328,181,417.40	27,799,685,515.29	528,495,902.11
Retired Employees' Health Benefits Fund, Office of Personnel Management	024	No Year	8445	000	2,609,422.85	2,584,779.28	24,643.57
Social Security Administration							
Federal Old-Age and Survivors Insurance Trust Fund - Treasury Managed, Social Security Administration	028	No Year	8006	000	2,811,213,290,000.00	2,804,396,457,000.00	6,816,833,000.00
Federal Disability Insurance Trust Fund - Treasury Managed, Social Security Administration	028	No Year	8007	000	97,209,481,000.00	96,519,573,000.00	689,908,000.00
Independent Agencies							
Barry Goldwater Scholarship and Excellence in Education Foundation:							
Trust Fund, Barry Goldwater Scholarship and Excellence in Education Foundation	313	No Year	8281	000	70,134,242.71	69,452,242.71	682,000.00
Corporation for National and Community Service:							
National Service Trust, Corporation for National and Community Service	485	No Year	8267	000	185,625,715.74	759,636,015.52	-574,010,299.78
District of Columbia:							
District of Columbia Courts:							
District of Columbia Judicial Retirement and Survivor's Annuity Fund, Treasury	020	No Year	8212	000	180,195,603.99	175,486,473.72	4,709,130.27
Harry S Truman Scholarship Foundation:							
Harry S. Truman Memorial Scholarship Trust Fund, Harry S Truman Scholarship Foundation	372	No Year	8296	000	34,125,393.87	51,244,495.17	-17,119,101.30
James Madison Memorial Fellowship Foundation:							
James Madison Memorial Fellowship Foundation Trust Fund	381	No Year	8282	000	37,341,082.21	37,341,082.21	.00
Japan-United States Friendship Commission:							
Japan-United States Friendship Trust Fund, Japan-United States Friendship Commission	382	No Year	8025	000	32,525,735.47	35,486,735.47	-2,961,000.00
Morris K. Udall and Stewart L. Udall Foundation:							
Morris K. Udall and Stewart L. Udall Trust Fund, Morris K. Udall and Stewart L. Udall Foundation	487	No Year	8615	000	49,477,955.55	49,477,955.55	.00
National Archives and Records Administration:							
National Archives Gift Fund, National Archives and Records Administration	088	No Year	8127	000	4,921,406.92	5,678,079.22	-756,672.30
National Archives Trust Fund, National Archives and Records Administration	088	No Year	8436	000	6,422,810.35	6,753,305.63	-330,495.28
Patient-Centered Outcomes Research Trust Fund:							
Patient-Centered Outcomes Research Trust Fund	579	No Year	8299	000	36,540.35	.00	36,540.35
Railroad Retirement Board:							
Social Security Equivalent Benefit Account, Railroad Retirement Board	060	No Year	8010	000	944,036,000.00	1,091,977,000.00	-147,941,000.00

Federal Securities Held as Investments of Government Accounts - Continued

Agency	Account Symbol				Outstanding September 30, 2020	Outstanding September 30, 2019	Net Change September 30, 2019 to September 30, 2020
	AID	POA	MAIN	SUB			
Railroad Retirement Account, Railroad Retirement Board	060	No Year	8011	000	306,847,000.00	697,794,000.00	-390,947,000.00
National Railroad Retirement Investment Trust, Railroad Retirement Board	060	No Year	8118	000	486,100,000.00	816,029,000.00	-329,929,000.00
United States Court of Appeals for Veterans Claims: United States Court of Appeals for Veterans Claims Retirement Fund	345	No Year	8290	000	51,064,948.84	45,192,400.62	5,872,548.22
Total, Public Debt Securities					5,226,237,626,708.72	5,245,913,735,510.62	-19,676,108,801.90
Total, Agency Securities					1,015,000.00	.00	1,015,000.00
Total, Trust Funds					5,226,238,641,708.72	5,245,913,735,510.62	-19,675,093,801.90
Grand Total					5,908,022,253,449.80	5,893,620,304,416.16	14,401,949,033.64

Status of Unappropriated Receipts

Title	Account Symbol	Unappropriated Receipts September 30, 2019	Receipts	Total Receipts	Appropriations	Unappropriated Receipts September 30, 2020
	MAIN					
Special Funds						
Department of Agriculture						
National Forests Fund Receipts	5008	147,448,819.73	-29,142,021.46	118,306,798.27	-81,000.00	118,387,798.27
Receipts, Range Betterment Fund	5207	163,836.00	2,656,469.00	2,820,305.00	2,656,469.00	163,836.00
National Forest Lands Under Special Acts	5208	48,170.00	700,000.00	748,170.00	700,000.00	48,170.00
30% of Customs Duties, Funds for Strengthening Markets, Income, and Supply (Section 32)	5209	33,795,291,412.71	22,274,131,245.84	56,069,422,658.55	15,051,150,112.02	41,018,272,546.53
Receipts for Construction of Administrative Improvements--Arizona Land Conveyance, Forest Service	5212	960,692.65	-----	960,692.65	-----	960,692.65
Deposits, Land Exchanges, Forest Service	5216	4,584,156.68	1,062,688.92	5,646,845.60	-----	5,646,845.60
ARS Land Sale, Agricultural Research Service	5221	6,303,940.00	-----	6,303,940.00	-----	6,303,940.00
National Grasslands Receipts, Forest Service	5896	133,923,336.10	-73,851,416.85	60,071,919.25	-----	60,071,919.25
Total, Department of Agriculture		34,088,724,363.87	22,175,556,965.45	56,264,281,329.32	15,054,425,581.02	41,209,855,748.30
Department of Commerce						
Patent and Trademark Office User Fees	5127	233,528,999.00	-----	233,528,999.00	-----	233,528,999.00
Total, Department of Commerce		233,528,999.00	-----	233,528,999.00	-----	233,528,999.00
Department of Defense--Military Programs						
Deposits, Department of Defense Overseas Military Facility Investment Recovery Account	5193	-68,019.36	-----	-68,019.36	-----	-68,019.36
Deposits, Department of Defense Overseas Military Facility Investment Recovery Account for Air Force	5193	2,370,401.16	-----	2,370,401.16	-----	2,370,401.16
Defense Export Loan Guarantees, Negative Subsidies	5336	26,965.27	-----	26,965.27	-----	26,965.27
Total, Department of Defense--Military Programs		2,329,347.07	-----	2,329,347.07	-----	2,329,347.07
Department of Energy						
Sale of Electric Energy, Bonneville Power Administration, Reclamation Fund, Interior	5000	2,866,009,257.57	259,031,849.24	3,125,041,106.81	200,352,831.51	2,924,688,275.30
Licenses Under Federal Power Act from Public Lands and National Forests, Payment to States	5105	270,934.00	3,075,107.12	3,346,041.12	3,164,610.12	181,431.00
Falcon and Amistad Operating and Maintenance Fund, Energy	5178	9,432,737.30	1,578,729.00	11,011,466.30	228,000.00	10,783,466.30
Alternative Fuels Production, Department of Energy	5180	3,000,666.65	-----	3,000,666.65	-----	3,000,666.65
SPR Operating Fund, Department of Energy	5276	10,917,521.08	-----	10,917,521.08	-----	10,917,521.08
Proceeds from Sale of Oil, Energy Security and Infrastructure Modernization Fund, Energy	5615	-----	566,610,382.59	566,610,382.59	-----	566,610,382.59
Total, Department of Energy		2,889,631,116.60	830,296,067.95	3,719,927,184.55	203,745,441.63	3,516,181,742.92

Status of Unappropriated Receipts - Continued

Title	Account Symbol	Unappropriated Receipts September 30, 2019	Receipts	Total Receipts	Appropriations	Unappropriated Receipts September 30, 2020
	MAIN					
Department of Health and Human Services						
General Fund Payment, NIH Innovation, CURES Act	5628	-----	492,000,000.00	492,000,000.00	492,000,000.00	-----
General Fund Payment, FDA Innovation, CURES Act	5629	-----	75,000,000.00	75,000,000.00	75,000,000.00	-----
Transfers from Presidential Election Campaign Fund, 10-Year PRIF, National Institutes of Health	5736	28,754,600.00	736,000.00	29,490,600.00	12,600,000.00	16,890,600.00
Total, Department of Health and Human Services		28,754,600.00	567,736,000.00	596,490,600.00	579,600,000.00	16,890,600.00
Department of Homeland Security						
Immigration User Fees, Homeland Security	5087	57,615,806.00	541,261,116.98	598,876,922.98	566,942,516.98	31,934,406.00
H-1B Nonimmigrant Petitioner Account, Homeland Security	5106	24,291,493.00	382,578,750.00	406,870,243.00	234,298,097.00	172,572,146.00
H-1B and L Fraud Prevention and Detection Account	5389	9,675,773.00	124,589,957.03	134,265,730.03	126,724,850.03	7,540,880.00
Penalties, Abandoned Seafarers Fund, Coast Guard, Homeland Security	5677	4,600,000.00	-----	4,600,000.00	-----	4,600,000.00
Fees, CBP Services at User Fees Facilities, U.S. CBP, Homeland Sec	5694	435,002.00	12,334,631.92	12,769,633.92	12,334,631.92	435,002.00
Customs Merchandise Processing Fee, United States Customs Service	5695	958,133,561.41	2,491,217,431.25	3,449,350,992.66	2,491,217,431.25	958,133,561.41
Sale of Real Property, U.S. Coast Guard Housing Special Fund, Coast Guard, Homeland Security	5710	26,376,883.37	6,902,133.71	33,279,017.08	26,376,833.00	6,902,184.08
Total, Department of Homeland Security		1,081,128,518.78	3,558,884,020.89	4,640,012,539.67	3,457,894,360.18	1,182,118,179.49
Department of the Interior						
Miscellaneous Interest, Reclamation Fund, Interior	5000	14,800,516,030.93	1,175,284,039.62	15,975,800,070.55	1,212,357,097.23	14,763,442,973.32
Land and Water Conservation Fund, Surplus Process Sales, Forest Service	5005	21,833,019,062.15	980,728,013.77	22,813,747,075.92	612,728,000.00	22,201,019,075.92
Receipts from Grazing, Etc., Public Lands Outside Grazing Districts, Bureau of Land Management	5016	1,295,936.88	1,759,055.78	3,054,992.66	947,732.75	2,107,259.91
Receipts from Grazing, Etc., Public Lands within Grazing Districts, Bureau of Land Management	5032	11,580,936.01	1,532,948.67	13,113,884.68	1,280,727.74	11,833,156.94
Receipts from Grazing, Etc., Public Lands within Grazing Districts, Miscellaneous, Bureau of Land Management	5044	23,268.69	101,001.69	124,270.38	16,362.64	107,907.74
Recreation, Entrance and Use Fees, National Park Service	5107	704,111.59	-----	704,111.59	-----	704,111.59
Grazing Fees for Range Improvements, Taylor Grazing Act, as Amended	5132	4,610,000.00	6,288,015.76	10,898,015.76	5,698,015.74	5,200,000.02
Sale of Public Land and Materials, 5% Fund to States	5133	43,294.00	762,317.80	805,611.80	760,634.80	44,977.00
Historic Preservation Fund, Receipts, Outer Continental Shelf Lands	5140	3,392,177,340.51	150,000,000.00	3,542,177,340.51	118,232,577.57	3,423,944,762.94
Payment from the General Fund, Cooperative Endangered Species Conservation Fund	5143	648,159,341.00	66,170,193.00	714,329,534.00	23,702,000.00	690,627,534.00
Revenue, Central Valley Project Restoration Fund, Bureau of Reclamation	5173	15,081,860.27	46,107,747.69	61,189,607.96	54,849,000.00	6,340,607.96
Fines, Penalties, and Forfeitures, Migratory Bird, North American Wetlands Conservation Fund, United States Fish and Wildlife Service	5241	7,313,751.81	257,841.59	7,571,593.40	169,970.81	7,401,622.59
Sale of Natural Gas and Oil Shale, 1n3, Bureau of Land Management, Department of Interior	5294	39,435,387.00	-----	39,435,387.00	-----	39,435,387.00
Fees for Glacier Bay National Park, National Park Service	5412	1,364,544.88	-----	1,364,544.88	-----	1,364,544.88
San Joaquin River Restoration Fund Receipts, Bureau of Reclamation,	5537	217,762,561.70	1,888,406.63	219,650,968.33	219,532,968.33	118,000.00

Status of Unappropriated Receipts - Continued

Title	Account Symbol	Unappropriated Receipts September 30, 2019	Receipts	Total Receipts	Appropriations	Unappropriated Receipts September 30, 2020
	MAIN					
Interior						
Oil and Gas Permit Processing Fee - 15%, Bureau of Land Management, Interior	5573	19,891,685.20	-289,860.00	19,601,825.20	-----	19,601,825.20
Water Storage Enhancement Receipts, Bureau of Reclamation, Interior	5704	-----	157,619,245.00	157,619,245.00	-----	157,619,245.00
Sale of Public Land and Materials	5881	16,691,396.17	11,302,395.46	27,993,791.63	-----	27,993,791.63
Oregon and California Land-Grant Fund (See 2229 for General Account: 5136 and 5885 for Special Accounts)	5882	40,820,761.72	9,979,053.84	50,799,815.56	-----	50,799,815.56
Receipts from National Grasslands, Bureau of Land Management	5896	1,641,980.88	285,767.43	1,927,748.31	450,496.20	1,477,252.11
Coos Bay Wagon Road Grant Fund (By Years) (See 2229 for General Account and 5898 for Special Account)	5897	3,346,486.98	-2,590,203.43	756,283.55	-----	756,283.55
Total, Department of the Interior		41,055,479,738.37	2,607,185,980.30	43,662,665,718.67	2,250,725,583.81	41,411,940,134.86
Department of Labor						
Fees, HIRE Vets Medallion Award Fund, Departmental Management, Labor	5623	-----	106,350.00	106,350.00	106,350.00	-----
Total, Department of Labor		-----	106,350.00	106,350.00	106,350.00	-----
Department of Transportation						
Pipeline Safety User Fees, Research and Special Programs Administration	5172	48,533,583.79	144,834,851.28	193,368,435.07	143,449,650.44	49,918,784.63
Aviation Fees, Overflight Fees, Federal Aviation Administration, Transportation	5422	9,648,411.00	109,473,091.77	119,121,502.77	114,869,283.43	4,252,219.34
Total, Department of Transportation		58,181,994.79	254,307,943.05	312,489,937.84	258,318,933.87	54,171,003.97
Department of the Treasury						
Debt Collection, Federal Receipts, Bureau of the Fiscal Service, Treasury	5445	1,774,683.00	230,045,849.50	231,820,532.50	230,207,236.50	1,613,296.00
Taxes, Duties and Fees, Guam World War II Claims Fund	5680	39,685,987.00	-----	39,685,987.00	39,685,987.00	-----
Total, Department of the Treasury		41,460,670.00	230,045,849.50	271,506,519.50	269,893,223.50	1,613,296.00
Corps of Engineers						
Special Recreation Use Fees, Army, Corps of Engineers, Civil	5007	38,576,516.20	48,606,300.78	87,182,816.98	45,593,478.78	41,589,338.20
Hydraulic Mining in California, Tax, Debris Reservoirs	5066	4,907,717.24	202,527.31	5,110,244.55	111,760.31	4,998,484.24
Receipts from Leases of Lands Acquired for Flood Control, Navigation, and Allied Purposes	5090	18,702,827.89	11,976,426.86	30,679,254.75	13,519,411.81	17,159,842.94
Licenses Under Federal Power Act, Improvement of Navigable Waters, Maintenance and Operation of Dams, Etc.	5125	18,887,422.83	10,590,733.98	29,478,156.81	17,809,711.83	11,668,444.98
User Fees, Fund for Non-Federal Use of Disposal Facilities, Corps of	5493	1,100,267.58	487,237.82	1,587,505.40	1,098,149.58	489,355.82

Status of Unappropriated Receipts - Continued

Title	Account Symbol	Unappropriated Receipts September 30, 2019	Receipts	Total Receipts	Appropriations	Unappropriated Receipts September 30, 2020
	MAIN					
Engineers						
Total, Corps of Engineers		82,174,751.74	71,863,226.75	154,037,978.49	78,132,512.31	75,905,466.18
Other Defense Civil Programs						
Concessions Fees, Army National Military Cemeteries, Army	5602	-23,358.00	1,260,205.00	1,236,847.00	-----	1,236,847.00
Total, Other Defense Civil Programs		-23,358.00	1,260,205.00	1,236,847.00	-----	1,236,847.00
Environmental Protection Agency						
Licensing and Other Services, Environmental Protection Agency	5293	585,088.30	-----	585,088.30	-----	585,088.30
Environmental Services, Environmental Protection Agency	5295	491,972,169.72	26,192,892.50	518,165,062.22	-----	518,165,062.22
User Fees, TSCA Service Fee Fund, Environmental Protection Agency	5664	20,660.00	5,530,280.00	5,550,940.00	5,528,400.00	22,540.00
Total, Environmental Protection Agency		492,577,918.02	31,723,172.50	524,301,090.52	5,528,400.00	518,772,690.52
General Services Administration						
Land and Water Conservation Fund, Surplus Property Sales, National Park Service	5005	278,791,597.00	2,183,813.00	280,975,410.00	-----	280,975,410.00
Receipts, Transportation Audit Contracts and Contract Administration, General Services Administration	5250	21,718,777.08	10,914,058.68	32,632,835.76	8,067,659.68	24,565,176.08
Receipts of Rent, Leases and Lease Payments for Government-Owned Real Property, General Services Administration	5254	76,338,962.44	1,829,542.92	78,168,505.36	1,619,806.56	76,548,698.80
Receipts, Acquisition Workforce Training Fund, General Services Administration	5381	3,196,265.41	12,889,393.95	16,085,659.36	13,303,835.19	2,781,824.17
Total, General Services Administration		380,045,601.93	27,816,808.55	407,862,410.48	22,991,301.43	384,871,109.05
Social Security Administration						
State Supplemental Fees, Social Security Administration	5419	-----	129,537,492.63	129,537,492.63	129,537,492.63	-----
Administration Fees, Special Benefits for Certain World War II Veterans, Social Security Administration	5555	2,536,222.00	24,410.47	2,560,632.47	-----	2,560,632.47
Total, Social Security Administration		2,536,222.00	129,561,903.10	132,098,125.10	129,537,492.63	2,560,632.47
Independent Agencies						
Registry Fees, Appraisal Subcommittee	5026	3,732,861.60	2,230,048.60	5,962,910.20	1,047,044.00	4,915,866.20
Vietnam Debt Repayment Fund, Vietnam Education Foundation	5365	6,337,104.05	-----	6,337,104.05	-----	6,337,104.05
Fees, Travel Promotion Fund, Corporation for Travel Promotion	5585	469,260,341.30	63,550,760.00	532,811,101.30	94,100,000.00	438,711,101.30
Total, Independent Agencies		479,330,306.95	65,780,808.60	545,111,115.55	95,147,044.00	449,964,071.55

Status of Unappropriated Receipts - Continued

Title	Account Symbol	Unappropriated Receipts September 30, 2019	Receipts	Total Receipts	Appropriations	Unappropriated Receipts September 30, 2020
	MAIN					
Total, Special Funds		80,915,860,791.12	30,552,125,301.64	111,467,986,092.76	22,406,046,224.38	89,061,939,868.38
Trust Funds						
Legislative Branch						
Bequest of Gertrude M. Hubbard, Library of Congress, Principal Account	8022	20,000.00	-----	20,000.00	-----	20,000.00
Total, Legislative Branch		20,000.00	-----	20,000.00	-----	20,000.00
Department of Housing and Urban Development						
Mobile Home Inspection and Monitoring Fees, Manufactured Housing Fees Trust Fund, Housing and Urban Development	8119	12,612,099.30	14,710,000.00	27,322,099.30	13,000,000.00	14,322,099.30
Total, Department of Housing and Urban Development		12,612,099.30	14,710,000.00	27,322,099.30	13,000,000.00	14,322,099.30
Department of Transportation						
Royalties, Federal Aviation Administration, Transportation	8108	4,060.00	-----	4,060.00	4,060.00	-----
Total, Department of Transportation		4,060.00	-----	4,060.00	4,060.00	-----
Independent Agencies						
Deposits, National Gallery of Art Trust Fund, Permanent Loan	8194	5,000,000.00	-----	5,000,000.00	-----	5,000,000.00
Total, Independent Agencies		5,000,000.00	-----	5,000,000.00	-----	5,000,000.00
Total, Trust Funds		17,636,159.30	14,710,000.00	32,346,159.30	13,004,060.00	19,342,099.30
Total, Unappropriated Receipts		80,933,496,950.42	30,566,835,301.64	111,500,332,252.06	22,419,050,284.38	89,081,281,967.68

Index

4	B	C
<p>400 Years of African-American History Commission, Independent Agencies 549</p> <p style="text-align: center;">A</p> <p>Access Board, Independent Agencies 509</p> <p>Administration for Children and Families, Department of Health and Human Services 226</p> <p>Administration for Community Living, Department of Health and Human Services 231</p> <p>Administration of Foreign Affairs, Department of State 344</p> <p>Administrative Conference of the United States, Independent Agencies 508</p> <p>Administrative Office of the United States Courts, Judicial Branch 68</p> <p>Advisory Council on Historic Preservation, Independent Agencies 508</p> <p>African Development Foundation, International Assistance Programs 470</p> <p>Agency for Healthcare Research and Quality, Department of Health and Human Services 221</p> <p>Agency for International Development, International Assistance Programs 464</p> <p>Agricultural Marketing Service, Department of Agriculture 83</p> <p>Agricultural Research Service, Department of Agriculture 79</p> <p>Alcohol and Tobacco Tax and Trade Bureau, Department of the Treasury 399</p> <p>Allowances, Department of Defense--Military Programs 159</p> <p>Alyce Spotted Bear and Walter Soboleff Com. on Native Children, Independent Agencies 549</p> <p>Alyce Spotted Bear and Walter Soboleff Commission on Native Children, Independent Agencies 549</p> <p>American Battle Monuments Commission, Other Defense Civil Programs 431</p> <p>Animal and Plant Health Inspection Service, Department of Agriculture 82</p> <p>Appalachian Regional Commission, Independent Agencies 508</p> <p>Architect of the Capitol, Legislative Branch 49</p> <p>Architectural and Transportation Barriers Compliance Board, Independent Agencies 509</p> <p>Armed Forces Retirement Home, Other Defense Civil Programs 431</p> <p style="text-align: center;">B</p> <p>Barry Goldwater Scholarship and Excellence in Education Foundation, Independent Agencies 509</p>	<p>Benefits Programs, Department of Veterans Affairs 413</p> <p>Botanic Garden, Legislative Branch 54</p> <p>Broadcasting Board of Governors, Independent Agencies 509</p> <p>Buildings and Facilities, Department of Agriculture 103</p> <p>Bureau of Alcohol, Tobacco, Firearms, and Explosives, Department of Justice 324</p> <p>Bureau of Consumer Financial Protection, Independent Agencies 511</p> <p>Bureau of Engraving and Printing, Department of the Treasury 399</p> <p>Bureau of Indian Affairs and Bureau of Indian Education, Department of the Interior 303</p> <p>Bureau of Indian Education, Department of the Interior 288</p> <p>Bureau of Industry and Security, Department of Commerce 119</p> <p>Bureau of Labor Statistics, Department of Labor 339</p> <p>Bureau of Land Management, Department of the Interior 289</p> <p>Bureau of Mines, Department of the Interior 306</p> <p>Bureau of Ocean Energy Management, Department of the Interior 292</p> <p>Bureau of Reclamation, Department of the Interior 294</p> <p>Bureau of Safety and Environmental Enforcement, Department of the Interior 293</p> <p>Bureau of Trust Fund Administration, Department of the Interior 288</p> <p>Bureau of the Census, Department of Commerce 117</p> <p>Bureau of the Fiscal Service, Department of the Treasury 395</p> <p style="text-align: center;">C</p> <p>Capitol Police, Legislative Branch 47</p> <p>Cemeterial Expenses, Other Defense Civil Programs 431</p> <p>Centers for Disease Control and Prevention, Department of Health and Human Services 207</p> <p>Centers for Medicare and Medicaid Services, Department of Health and Human Services 221</p> <p>Central Intelligence Agency, Independent Agencies 511</p> <p>Central Utah Project, Department of the Interior 296</p> <p>Chemical Safety and Hazard Investigation Board, Independent Agencies 511</p> <p>Christopher Columbus Fellowship Foundation, Independent Agencies 512</p> <p>Citizenship and Immigration Services, Department of Homeland Security 247</p> <p>Commission of Fine Arts, Independent Agencies 512</p> <p>Commission on Civil Rights, Independent Agencies 512</p>	<p>Commission on Combating Synthetic Opioid Trafficking, Independent Agencies 549</p> <p>Committee for Purchase from People who are Blind or Severely Disabled, Independent Agencies 513</p> <p>Commodity Futures Trading Commission, Independent Agencies 513</p> <p>Community Planning and Development, Department of Housing and Urban Development 272</p> <p>Comptroller of the Currency, Department of the Treasury 403</p> <p>Congressional Budget Office, Legislative Branch 49</p> <p>Consumer Product Safety Commission, Independent Agencies 514</p> <p>Corporation for National and Community Service, Independent Agencies 514</p> <p>Corporation for Public Broadcasting, Independent Agencies 516</p> <p>Corporation for Travel Promotion, Independent Agencies 516</p> <p>Corps of Engineers 426</p> <p>Corps of Engineers, Corps of Engineers 424</p> <p>Council of Economic Advisers, Executive Office of the President 443</p> <p>Council of the Inspectors General on Integrity and Efficiency, Independent Agencies 516</p> <p>Council on Environmental Quality and Office of Environmental Quality, Executive Office of the President 444</p> <p>Court Services and Offender Supervision Agency for the District of Columbia, Independent Agencies 516</p> <p>Courts of Appeals, District Courts, and Other Judicial Services, Judicial Branch 67</p> <p style="text-align: center;">D</p> <p>Deductions for Offsetting Receipts, African Development Foundation 471</p> <p>Deductions for Offsetting Receipts, Agency for International Development 468</p> <p>Deductions for Offsetting Receipts, Appalachian Regional Commission 509</p> <p>Deductions for Offsetting Receipts, Broadcasting Board of Governors 510</p> <p>Deductions for Offsetting Receipts, Bureau of Consumer Financial Protection 511</p> <p>Deductions for Offsetting Receipts, Christopher Columbus Fellowship Foundation 512</p> <p>Deductions for Offsetting Receipts, Commission on Civil Rights 512</p> <p>Deductions for Offsetting Receipts, Commodity Futures Trading Commission 514</p>

Index

D	D	D
Deductions for Offsetting Receipts, Consumer Product Safety Commission 514	Deductions for Offsetting Receipts, Federal Maritime Commission 526	Deductions for Offsetting Receipts, Office of Personnel Management 493
Deductions for Offsetting Receipts, Corporation for National and Community Service 515	Deductions for Offsetting Receipts, Federal Mine Safety and Health Review Commission 527	Deductions for Offsetting Receipts, Other Commissions and Boards 539
Deductions for Offsetting Receipts, Corps of Engineers 426	Deductions for Offsetting Receipts, Federal Trade Commission 527	Deductions for Offsetting Receipts, Other Defense Civil Programs 433
Deductions for Offsetting Receipts, Denali Commission 517	Deductions for Offsetting Receipts, General Services Administration 455	Deductions for Offsetting Receipts, Patient-Centered Outcomes Research Trust Fund 539
Deductions for Offsetting Receipts, Department of Agriculture 104	Deductions for Offsetting Receipts, Harry S Truman Scholarship Foundation 527	Deductions for Offsetting Receipts, Peace Corps 470
Deductions for Offsetting Receipts, Department of Commerce 125	Deductions for Offsetting Receipts, Institute of Museum and Library Services 528	Deductions for Offsetting Receipts, Railroad Retirement Board 543
Deductions for Offsetting Receipts, Department of Defense--Military Programs 161	Deductions for Offsetting Receipts, Inter-American Foundation 470	Deductions for Offsetting Receipts, Securities and Exchange Commission 543
Deductions for Offsetting Receipts, Department of Education 185	Deductions for Offsetting Receipts, International Security Assistance 462	Deductions for Offsetting Receipts, Small Business Administration 498
Deductions for Offsetting Receipts, Department of Energy 198	Deductions for Offsetting Receipts, International Trade Commission 529	Deductions for Offsetting Receipts, Smithsonian Institution 545
Deductions for Offsetting Receipts, Department of Health and Human Services 237	Deductions for Offsetting Receipts, James Madison Memorial Fellowship Foundation 529	Deductions for Offsetting Receipts, Social Security Administration 504
Deductions for Offsetting Receipts, Department of Homeland Security 266	Deductions for Offsetting Receipts, Judicial Branch 69	Deductions for Offsetting Receipts, Surface Transportation Board 546
Deductions for Offsetting Receipts, Department of Housing and Urban Development 283	Deductions for Offsetting Receipts, Legislative Branch 62	Deductions for Offsetting Receipts, United States Court of Appeals for Veterans Claims 546
Deductions for Offsetting Receipts, Department of Justice 327	Deductions for Offsetting Receipts, Merit Systems Protection Board 530	Deductions for Offsetting Receipts, United States International Development Finance Corporation 472
Deductions for Offsetting Receipts, Department of Labor 341	Deductions for Offsetting Receipts, Military Sales Program 471	Defense Nuclear Facilities Safety Board, Independent Agencies 517
Deductions for Offsetting Receipts, Department of State 355	Deductions for Offsetting Receipts, Millennium Challenge Corporation 458	Delta Regional Authority, Independent Agencies 517
Deductions for Offsetting Receipts, Department of Transportation 381	Deductions for Offsetting Receipts, Morris K. Udall and Stewart L. Udall Foundation 531	Denali Commission, Independent Agencies 517
Deductions for Offsetting Receipts, Department of Veterans Affairs 418	Deductions for Offsetting Receipts, National Aeronautics and Space Administration 484	Department of Agriculture 104
Deductions for Offsetting Receipts, Department of the Interior 311	Deductions for Offsetting Receipts, National Archives and Records Administration 532	Department of Commerce 125
Deductions for Offsetting Receipts, Department of the Treasury 404	Deductions for Offsetting Receipts, National Credit Union Administration 533	Department of Defense--Military Programs 130
Deductions for Offsetting Receipts, District of Columbia 518	Deductions for Offsetting Receipts, National Endowment for the Arts 534	Department of Education 185
Deductions for Offsetting Receipts, Environmental Protection Agency 439	Deductions for Offsetting Receipts, National Endowment for the Humanities 534	Department of Education, Department of Education 176
Deductions for Offsetting Receipts, Equal Employment Opportunity Commission 521	Deductions for Offsetting Receipts, National Labor Relations Board 534	Department of Energy 190
Deductions for Offsetting Receipts, Executive Office of the President 447	Deductions for Offsetting Receipts, National Science Foundation 489	Department of Health and Human Services 237
Deductions for Offsetting Receipts, Export-Import Bank of the United States 522	Deductions for Offsetting Receipts, National Transportation Safety Board 535	Department of Homeland Security 244
Deductions for Offsetting Receipts, Farm Credit Administration 522	Deductions for Offsetting Receipts, Nuclear Regulatory Commission 537	Department of Housing and Urban Development 270
Deductions for Offsetting Receipts, Federal Communications Commission 523	Deductions for Offsetting Receipts, Occupational Safety and Health Review Commission 537	Department of Justice 327
Deductions for Offsetting Receipts, Federal Election Commission 525		Department of Labor 341
Deductions for Offsetting Receipts, Federal Housing Finance Agency 525		Department of State 344
Deductions for Offsetting Receipts, Federal Labor Relations Authority 526		Department of Transportation 381
		Department of Veterans Affairs 410
		Department of the Interior 311
		Department of the Interior, Department of the Interior 288

Index

D	E	F			
Department of the Treasury	390	Executive Operations, Department of Agriculture	76	Federal Permitting Improvement Council, Independent Agencies	549
Department-Wide Programs, Department of the Interior	310	Executive Residence at the White House, Executive Office of the President	442	Federal Permitting Improvement Steering Council, Independent Agencies	549
Departmental Administration, Department of Energy	197	Export-Import Bank of the United States, Independent Agencies	521	Federal Prison System, Department of Justice	325
Departmental Administration, Department of Veterans Affairs	414			Federal Railroad Administration, Department of Transportation	372
Departmental Management and Operations, Department of Homeland Security	244	F		Federal Trade Commission, Independent Agencies	527
Departmental Management, Department of Commerce	116	FDIC - Office of Inspector General, Independent Agencies	524	Federal Transit Administration, Department of Transportation	375
Departmental Management, Department of Education	184	FSLIC Resolution, Independent Agencies	524	Financial Crimes Enforcement Network, Department of the Treasury	395
Departmental Management, Department of Health and Human Services	231	Fair Housing and Equal Opportunity, Department of Housing and Urban Development	279	Financing Accounts, Department of Agriculture	104
Departmental Management, Department of Labor	340	Family Housing, Department of Defense--Military Programs	156	Financing Accounts, Department of Commerce	125
Departmental Offices, Department of the Interior	306	Farm Credit Administration, Independent Agencies	522	Financing Accounts, Department of Defense--Military Programs	162
Departmental Offices, Department of the Treasury	390	Farm Credit System Insurance Corporation, Independent Agencies	522	Financing Accounts, Department of Education	185
Deposit Insurance, Independent Agencies	523	Farm Production and Conservation, Department of Agriculture	104	Financing Accounts, Department of Energy	198
District of Columbia Courts, Independent Agencies	518	Farm Service Agency, Department of Agriculture	85	Financing Accounts, Department of Health and Human Services	237
District of Columbia General and Special Payments, Independent Agencies	519	Federal Aviation Administration, Department of Transportation	363	Financing Accounts, Department of Homeland Security	266
District of Columbia, Independent Agencies	518	Federal Bureau of Investigation, Department of Justice	323	Financing Accounts, Department of Housing and Urban Development	283
Domestic Nuclear Detection Office, Department of Homeland Security	265	Federal Communications Commission, Independent Agencies	522	Financing Accounts, Department of State	355
Drug Enforcement Administration, Department of Justice	324	Federal Deposit Insurance Corporation, Independent Agencies	523	Financing Accounts, Department of Transportation	381
		Federal Drug Control Programs, Independent Agencies	524	Financing Accounts, Department of Veterans Affairs	418
E		Federal Election Commission, Independent Agencies	524	Financing Accounts, Department of the Interior	312
Economic Development Administration, Department of Commerce	117	Federal Emergency Management Agency, Department of Homeland Security	261	Financing Accounts, Department of the Treasury	405
Economic Research Service, Department of Agriculture	79	Federal Financial Institutions Examination Council Appraisal Subcommittee, Independent Agencies	525	Financing Accounts, Environmental Protection Agency	439
Economics and Statistics Administration, Department of Commerce	118	Federal Financial Institutions Examination Council, Independent Agencies	525	Financing Accounts, Independent Agencies	549
Educational Benefits, Other Defense Civil Programs	430	Federal Financing Bank, Department of the Treasury	398	Financing Accounts, International Assistance Programs	473
Election Assistance Commission, Independent Agencies	520	Federal Highway Administration, Department of Transportation	365	Financing Accounts, Small Business Administration	498
Employee Benefits Security Administration, Department of Labor	336	Federal Housing Finance Agency, Independent Agencies	525	Fish and Wildlife and Parks, Department of the Interior	298
Employment and Training Administration, Department of Labor	332	Federal Judicial Center, Judicial Branch	68	Food Safety and Inspection Service, Department of Agriculture	83
Energy Programs, Department of Energy	191	Federal Labor Relations Authority, Independent Agencies	525	Food and Drug Administration, Department of Health and Human Services	202
Environmental Protection Agency	436	Federal Law Enforcement Training Center, Department of Homeland Security	251	Food and Nutrition Service, Department of Agriculture	96
Environmental Protection Agency, Environmental Protection Agency	436	Federal Maritime Commission, Independent Agencies	526	Foreign Agricultural Service, Department of Agriculture	95
Environmental and Other Defense Activities, Department of Energy	191	Federal Mediation and Conciliation Service, Independent Agencies	526	Forest Service, Department of Agriculture	98
Equal Employment Opportunity Commission, Independent Agencies	520	Federal Mine Safety and Health Review Commission, Independent Agencies	527	Forest and Wildlife Conservation, Military Reservations, Other Defense Civil Programs	432
Executive Office of the President	447	Federal Motor Carrier Safety Administration, Department of Transportation	370		
				G	
				General Activities, General Services Administration	453

Index

G	I	M	
General Administration, Department of Justice	318	Memorandum, Department of Energy	198
General Services Administration	452	Memorandum, Department of Health and Human Services	237
General Services Administration, General Services Administration	452	Memorandum, Department of Homeland Security	266
Government Accountability Office, Legislative Branch	58	Memorandum, Department of Housing and Urban Development	283
Government National Mortgage Association, Department of Housing and Urban Development	278	Memorandum, Department of State	355
Government Printing Office, Legislative Branch	57	Memorandum, Department of Transportation	381
Grain Inspection, Packers and Stockyards Administration, Department of Agriculture	83	Memorandum, Department of Veterans Affairs	418
Gulf Coast Ecosystem Restoration Council, Independent Agencies	527	Memorandum, Department of the Interior	312
		Memorandum, Department of the Treasury	404
		Memorandum, Environmental Protection Agency	439
		Memorandum, Independent Agencies	549
		Memorandum, International Assistance Programs	473
		Memorandum, Small Business Administration	498
		Merit Systems Protection Board, Independent Agencies	530
		Military Compensation and Retirement Modernization Commission, Independent Agencies	530
		Military Construction, Department of Defense--Military Programs	151
		Military Personnel, Department of Defense--Military Programs	130
		Military Retirement, Other Defense Civil Programs	430
		Military Sales Program, International Assistance Programs	471
		Millennium Challenge Corporation, International Assistance Programs	458
		Mine Safety and Health Administration, Department of Labor	339
		Minority Business Development Agency, Department of Commerce	119
		Morris K. Udall and Stewart L. Udall Foundation, Independent Agencies	530
		Multilateral Assistance, International Assistance Programs	462
		N	
		National Aeronautics and Space Administration	484
		National Aeronautics and Space Administration, National Aeronautics and Space Administration	480
		National Agricultural Statistics Service, Department of Agriculture	79
		National Archives and Records Administration, Independent Agencies	531
		National Capital Planning Commission, Independent Agencies	532
		National Commission on Military Aviation Safety, Independent Agencies	549
H	J		
Harry S Truman Scholarship Foundation, Independent Agencies	527	James Madison Memorial Fellowship Foundation, Independent Agencies	529
Hazardous Materials Management, Department of Agriculture	104	Japan-United States Friendship Commission, Independent Agencies	529
Health Resources and Services Administration, Department of Health and Human Services	203	Joint Items, Legislative Branch	46
House of Representatives, Legislative Branch	45	Judicial Branch	69
Housing Programs, Department of Housing and Urban Development	275	Judicial Retirement Funds, Judicial Branch	69
Hurricane Education Recovery, Department of Education	185		
		L	
		Land and Minerals Management, Department of the Interior	289
		Legal Activities and U.S. Marshals, Department of Justice	319
		Legal Services Corporation, Independent Agencies	529
		Legislative Branch	42
		Legislative Branch Boards and Commissions, Legislative Branch	59
		Library of Congress, Legislative Branch	54
		M	
		Management and Administration, Department of Housing and Urban Development	280
		Marine Mammal Commission, Independent Agencies	529
		Maritime Administration, Department of Transportation	379
		Memorandum, Department of Agriculture	104
		Memorandum, Department of Commerce	125
		Memorandum, Department of Defense--Military Programs	162
		Memorandum, Department of Education	185
I			
Immigration and Customs Enforcement, Department of Homeland Security	252		
Indian Affairs, Department of the Interior	303		
Indian Health Service, Department of Health and Human Services	206		
Institute of American Indian and Alaska Native Culture and Arts Development, Independent Agencies	528		
Institute of Education Sciences, Department of Education	183		
Institute of Museum and Library Services, Independent Agencies	528		
Insular Affairs, Department of the Interior	308		
Intelligence Community Management Account, Independent Agencies	528		
Inter-American Foundation, International Assistance Programs	470		
Interagency Law Enforcement, Department of Justice	323		
Interest on the Public Debt, Department of the Treasury	403		
Internal Revenue Service, Department of the Treasury	399		

Index

N	O	O
National Council on Disability, Independent Agencies 532	Occupational Safety and Health Administration, Department of Labor 339	Office of Workers' Compensation Programs, Department of Labor 336
National Credit Union Administration, Independent Agencies 533	Occupational Safety and Health Review Commission, Independent Agencies 537	Office of the Federal Coordinator for Alaska Natural Gas Transportation Projects, Independent Agencies 538
National Endowment for the Arts, Independent Agencies 533	Office of Administration, Executive Office of the President 444	Office of the General Counsel, Department of Agriculture 78
National Endowment for the Humanities, Independent Agencies 534	Office of Chief Financial Officer, Department of Agriculture 103	Office of the Inspector General, Department of Health and Human Services 236
National Highway Traffic Safety Administration, Department of Transportation 371	Office of Chief Information Officer, Department of Agriculture 103	Office of the Inspector General, Department of Homeland Security 246
National Indian Gaming Commission, Department of the Interior 309	Office of Civil Rights, Department of Agriculture 77	Office of the Secretary, Department of Agriculture 74
National Institute of Food and Agriculture, Department of Agriculture 80	Office of Compliance, Legislative Branch 48	Office of the Secretary, Department of Transportation 360
National Institute of Standards and Technology, Department of Commerce 123	Office of Elementary and Secondary Education, Department of Education 176	Office of the Solicitor, Department of the Interior 308
National Institutes of Health, Department of Health and Human Services 212	Office of English Language Acquisition, Department of Education 178	Office of the Special Trustee for American Indians, Department of the Interior 309
National Labor Relations Board, Independent Agencies 534	Office of Federal Contract Compliance Programs, Department of Labor 338	Office of the United States Trade Representative, Executive Office of the President 446
National Mediation Board, Independent Agencies 535	Office of Federal Student Aid, Department of Education 182	Operation and Maintenance, Department of Defense--Military Programs 133
National Nuclear Security Administration, Department of Energy 190	Office of Government Ethics, Independent Agencies 537	Other Commissions and Boards, Independent Agencies 538
National Oceanic and Atmospheric Administration, Department of Commerce 120	Office of Innovation and Improvement, Department of Education 178	Other Defense Civil Programs 433
National Park Service, Department of the Interior 300	Office of Inspector General, Department of Agriculture 78	Other, Department of State 349
National Protection and Programs Directorate, Department of Homeland Security 259	Office of Inspector General, Department of Transportation 379	Overseas Private Investment Corporation, International Assistance Programs 469
National Railroad Passenger Corporation Office of Inspector General, Independent Agencies 535	Office of Inspector General, Department of the Interior 309	
National Science Foundation 488	Office of Justice Programs, Department of Justice 326	P
National Science Foundation, National Science Foundation 488	Office of Labor Management Standards, Department of Labor 338	Patient-Centered Outcomes Research Trust Fund, Independent Agencies 539
National Security Commission on Artificial Intelligence, Independent Agencies 549	Office of Lead Hazard Control and Healthy Homes, Department of Housing and Urban Development 279	Peace Corps, International Assistance Programs 469
National Security Council and Homeland Security Council, Executive Office of the President 444	Office of Management and Budget, Executive Office of the President 445	Pension Benefit Guaranty Corporation, Department of Labor 336
National Security Division, Department of Justice 322	Office of National Drug Control Policy, Executive Office of the President 445	Pipeline and Hazardous Materials Safety Administration, Department of Transportation 377
National Space Council, Executive Office of the President 447	Office of Navajo and Hopi Indian Relocation, Independent Agencies 538	Policy Development and Research, Department of Housing and Urban Development 279
National Technical Information Service, Department of Commerce 123	Office of Personnel Management 493	Postal Service, Independent Agencies 540
National Telecommunications and Information Administration, Department of Commerce 124	Office of Personnel Management, Office of Personnel Management 492	Power Marketing Administration, Department of Energy 196
National Transportation Safety Board, Independent Agencies 535	Office of Postsecondary Education, Department of Education 180	Presidio Trust, Independent Agencies 540
Natural Resources Conservation Service, Department of Agriculture 88	Office of Science and Technology Policy, Executive Office of the President 446	Privacy and Civil Liberties Oversight Board, Independent Agencies 540
Neighborhood Reinvestment Corporation, Independent Agencies 536	Office of Special Counsel, Independent Agencies 538	Procurement, Department of Defense--Military Programs 142
Northern Border Regional Commission, Independent Agencies 536	Office of Special Education and Rehabilitative Services, Department of Education 178	Program Support Center, Department of Health and Human Services 234
Nuclear Regulatory Commission, Independent Agencies 536	Office of Surface Mining Reclamation and Enforcement, Department of the Interior 293	Public Debt Retirement, Department of the Treasury 404
Nuclear Waste Technical Review Board, Independent Agencies 537	Office of Vocational and Adult Education, Department of Education 180	Public Defender Service for the District of Columbia, Independent Agencies 548

Index

P	S	U			
Public and Indian Housing Programs, Department of Housing and Urban Development	270	Supply and Technology Activities, General Services Administration	453	United States Sentencing Commission, Judicial Branch	69
		Supreme Court of the United States, Judicial Branch	66	United States Tax Court, Legislative Branch	58
		Surface Transportation Board, Department of Transportation	379		
		Surface Transportation Board, Independent Agencies	545	V	
				Veterans Health Administration, Department of Veterans Affairs	410
R				Vietnam Education Foundation, Independent Agencies	548
Radiation Exposure Compensation, Department of Justice	322				
Railroad Retirement Board, Independent Agencies	541	T			
Real Property Activities, General Services Administration	452	Tennessee Valley Authority, Independent Agencies	546		
Recovery Accountability and Transparency Board, Independent Agencies	543	The White House, Executive Office of the President	442		
Refunds of Receipts, Department of the Treasury	404	Trade and Development Agency, International Assistance Programs	469		
Research, Development, Test, and Evaluation, Department of Defense--Military Programs	149	Transportation Security Administration, Department of Homeland Security	249		
Retiree Health Care, Other Defense Civil Programs	430	Trust Funds, Department of Defense--Military Programs	160		
Revolving and Management Funds, Department of Defense--Military Programs	158			W	
Risk Management Agency, Department of Agriculture	85			Wage and Hour Division, Department of Labor	338
Rural Business - Cooperative Service, Department of Agriculture	92	U		Water and Science, Department of the Interior	294
Rural Development, Department of Agriculture	90	U.S. Customs and Border Protection, Department of Homeland Security	253		
Rural Housing Service, Department of Agriculture	90	U.S. Patent and Trademark Office, Department of Commerce	123		
Rural Utilities Service, Department of Agriculture	94	Unanticipated Needs, Executive Office of the President	447		
		United States Coast Guard, Department of Homeland Security	256		
S		United States Court of Appeals for Veterans Claims, Independent Agencies	546		
Saint Lawrence Seaway Development Corporation, Department of Transportation	376	United States Court of Appeals for the Federal Circuit, Judicial Branch	66		
Science and Technology, Department of Homeland Security	264	United States Court of International Trade, Judicial Branch	66		
Securities and Exchange Commission, Independent Agencies	543	United States Enrichment Corporation Fund, Independent Agencies	547		
Selective Service System, Other Defense Civil Programs	432	United States Fish and Wildlife Service, Department of the Interior	298		
Senate, Legislative Branch	42	United States Geological Survey, Department of the Interior	297		
Small Business Administration	496	United States Holocaust Memorial Museum, Independent Agencies	547		
Small Business Administration, Small Business Administration	496	United States Institute of Peace, Independent Agencies	547		
Smithsonian Institution, Independent Agencies	543	United States Interagency Council on Homelessness, Independent Agencies	548		
Social Security Administration	502	United States International Development Finance Corporation, International Assistance Programs	472		
Social Security Administration, Social Security Administration	502	United States Mint, Department of the Treasury	399		
Special Assistance Initiatives, International Assistance Programs	472	United States Parole Commission, Department of Justice	319		
Special Assistance to the President and the Official Residence of the Vice President, Executive Office of the President	443	United States Railway Association, Independent Agencies	548		
State Justice Institute, Independent Agencies	545	United States Secret Service, Department of Homeland Security	248		
Substance Abuse and Mental Health Services Administration, Department of Health and Human Services	220				