


FISCAL YEAR 2021

COMBINED STATEMENT OF RECEIPTS, OUTLAYS, AND BALANCES

OF THE UNITED STATES GOVERNMENT



Compiled and Published by
The U.S. Department of the Treasury | Bureau of the Fiscal Service

Combined Statement
of Receipts, Outlays, and Balances

of the United States Government
Fiscal Year 2021



Compiled and Published by
Department of the Treasury
Bureau of the Fiscal Service



COMMISSIONER

DEPARTMENT OF THE TREASURY
BUREAU OF THE FISCAL SERVICE
WASHINGTON, DC 20227

December 8, 2021

Citizens of the United States of America:

In accordance with the provisions of Section 114(a) of the Act of September 12, 1950 (31 U.S.C. 3513(a)), I am transmitting herewith the Combined Statement of Receipts, Outlays, and Balances of the United States Government for the fiscal year (FY) ended September 30, 2021.

This statement presents budget results and the cash-related assets and liabilities of the Federal Government with supporting details.

The financial results for the year include total receipts of \$4,046.0 billion, an increase of \$626.0 billion from FY 2020 receipts; total outlays of \$6,818.2 billion, an increase of \$266.3 billion from FY 2020 outlays; and a \$2,772.2 billion deficit, a decrease of \$359.7 billion from the FY 2020 deficit.

The budget figures presented in this statement represent agency reporting for FY 2021 and adjustments to those year-end figures as reported through October 18, 2021. Revisions may be necessary once agencies have fully reconciled their data.

Sincerely,

A handwritten signature in blue ink that reads "Tim Gribben".

Timothy E. Gribben
Commissioner

Enclosure

Contents

Preface	1
Description of Accounts Relating to Cash Operations	3
Explanation of Transactions and Basis of Figures	5
Part One	
Fiscal Year 2021 Summary	
Financial Highlights	11
Receipts by Source - Summary	13
Outlays by Function	15
United States Summary General Ledger Balances	17
Part Two	
Details of Receipts	
Receipts by Source Categories	23
Part Three	
Detail of Appropriations, Outlays, and Balances	
Legislative Branch	42
Judicial Branch	66
Department of Agriculture	74
Department of Commerce	118
Department of Defense--Military Programs	132
Department of Education	178
Department of Energy	192
Department of Health and Human Services	204
Department of Homeland Security	252
Department of Housing and Urban Development	278
Department of the Interior	296
Department of Justice	326
Department of Labor	340
Department of State	352
Department of Transportation	366
Department of the Treasury	396
Department of Veterans Affairs	416
Corps of Engineers	430
Other Defense Civil Programs	436
Environmental Protection Agency	442
Executive Office of the President	448
General Services Administration	458
International Assistance Programs	464
National Aeronautics and Space Administration	486
National Science Foundation	494
Office of Personnel Management	498
Small Business Administration	504
Social Security Administration	510
Independent Agencies	516
Part Four	
Other Information	
Deposit Funds	564
Receipts by Department	587
Federal Securities Issued Under Special Financing Authority	621
Federal Securities Held as Investments of Government Accounts	623
Status of Unappropriated Receipts	631

Contents

Index

637

Preface

Treasury Profile

On September 2, 1789, an act of Congress created the Department of the Treasury. Many subsequent acts influenced the development of the Department. Those acts delegated new duties and established the numerous bureaus and divisions that now compose the Department. Today, the Treasury's mission can be categorized into four basic functions: formulating and recommending economic, financial, tax and fiscal policies; serving as financial manager and financial agent for the U.S. Government; enforcing Federal finance and tax laws; and manufacturing coins and currency.

Bureau of the Fiscal Service

The Bureau of the Fiscal Service (Fiscal Service), a bureau of the Department of the Treasury, performs a critical role in fulfilling the Treasury's mission as the Government's financial manager. For example, Fiscal Service makes Federal payments and collections. It also maintains the Government's central accounting and reporting systems. In addition, Fiscal Service administers the Government's cash management programs, credit and debt collection activities, and various other financial services.

In its role as Federal financial agent, the Fiscal Service publishes the "Combined Statement of Receipts, Outlays, and Balances of the United States Government." This statement includes data maintained in the central accounts, which are provided by Federal entities, disbursing officers and the Federal Reserve Banks.

An electronic version of the report can be found on the Fiscal Service website at <https://www.fiscal.treasury.gov/reports-statements/combined-statement/>

Legislative Requirement

The Constitution of the United States, Article 1, Section 9, clause 7, outlines requirements for a report on the receipts and outlays of the Government. It provides, in part, that "No Money shall be drawn from the Treasury, but in Consequence of Appropriations made by law; and a regular Statement and Account of the Receipts and Expenditures of all public Money shall be published from time to time."

31 U.S.C. 3513(a) provides in part, "The Secretary of the Treasury shall prepare reports that will inform the President, Congress, and the public on the financial operations of the United States Government."

This statement is recognized as the official publication of receipts and outlays. Several major Government bodies rely on data found in this report. The Congressional Budget Office uses it to serve the needs of Congress; the Office of Management and Budget uses the data to review the President's Budget programs; the Government Accountability Office uses it to perform audit activities; the various departments and agencies of the Government use it to reconcile their accounts; and the public uses it to review the operations of their Government. The budget figures presented in this statement represent agency reporting for fiscal 2019 and adjustments to those year-end figures as reported through October 17, 2019. Revisions may be necessary once agencies have fully reconciled their data. Any changes will be published in other reports prepared by the Fiscal Service that contain related information. These include: the "Daily Treasury Statement," the "Monthly Treasury Statement of Receipts and Outlays of the United States Government," and the "Treasury Bulletin."

Description of Accounts Relating to Cash Operations

The classes of accounts maintained in connection with the cash operation of the Federal Government, exclusive of public debt operations, include: (1) The accounts of fiscal officers or agents, collectively, who receive money for deposit in the U.S. Treasury or for the authorized disposition or who make expenditures by drawing checks on the Treasury of the United States or by effecting payments in some other manner; (2) the accounts of administrative agencies which classify receipt and outlay transactions according to the individual receipt, appropriation, or fund account; and (3) the accounts of the Treasury of the United States which office is responsible for the receipt and custody of money deposited by fiscal officers or agents, for the payment of checks drawn on the Treasury, and the payment of public debt securities redeemed. A set of central accounts is maintained in the Department of Treasury for the purpose of consolidating financial data reported periodically from these three sources in order to present the results of cash operations in central financial reports, for the Government as a whole, and as a means of internal control.

The central accounts relating to cash operations disclose monthly and fiscal year information on: (1) the Government's receipts by principle sources, and its outlays according to the different appropriations and other funds involved; and (2) the cash transactions, classified by types, together with certain directly related assets and liabilities which underlie such receipts and outlays. Accounting for receipts is on the basis of collections, accounting for outlays is on the basis of checks issued and cash payment made (cash basis). However, the interest on the public debt, public issues, is on the accrual basis while the interest on special issues is on the cash basis. The structure of the accounts provides for reconciliation, on a firm accounting basis, between the published reports of receipts and outlays for the Government as a whole and changes in the Treasury cash balances by means of such factors as checks outstanding, deposits in transit, and cash held outside the Treasury. Within the central accounts, receipt and outlay accounts are classified as described in the following paragraphs.

Budget Receipt and Outlay Accounts

General fund receipt accounts are credited with all receipts, which are not earmarked by law for a specific purpose. General fund receipts consist principally of internal revenue collections, which include income taxes, excise taxes, estate, gift, and employment taxes. The remainder consists of customs duties and a large number of miscellaneous receipts, including fees for permits and licenses, fines, penalties, and forfeitures; interest and dividends; rentals; royalties; and sale of Government property.

Special fund receipt accounts are credited with receipts from specific sources which are earmarked by law for a specific purpose but which are not generated from a cycle of operations. The Congress may appropriate these receipts on an annual basis or for an indefinite period of time. Examples of special fund receipts are those arising from rents and royalties under the Mineral Leasing Act, the revenue from visitors to Yellowstone National Park, the proceeds of the sale of certain timber and reserve lands, and other receipts authorized to be credited to the reclamation fund.

General fund expenditure accounts are established to record amounts appropriated by Congress to be expended for the general support of the Government. Such accounts are classified according to the limitations that are established by the Congress with respect to the period of availability for obligation of the appropriation, as 1-year, multiple-year, or "no-year" (without a time limit), and with respect to the agency authorized to enter into obligations and approve outlays.

Special fund expenditure accounts are established to record appropriated amounts of special fund receipts to be expended for special programs in accordance with specific provisions of law. These accounts are generally available without time limit, but may also be subject to time limitations as in the case of general fund accounts.

Revolving fund accounts are funds authorized by specific provisions of law to finance a continuing cycle of operations in which outlays generate receipts, and the receipts are available for outlay without further action by Congress. They are classified as (a) public enterprise funds where receipts come primarily from sources outside the Government and (b) intragovernmental funds where receipts come primarily from other appropriations or funds. These accounts are usually designated as "no-year" accounts, i.e. they are without limitation as to period of availability for outlay. Examples of public enterprise revolving funds are the Tennessee Valley Authority and the Commodity Credit Corporation. Examples of intergovernmental revolving funds are the General Supply Fund administered by the General services Administration and the Government Printing Office Revolving Fund.

Consolidated working fund accounts are established to receive (and subsequently disburse) advance payment from the agencies or bureaus pursuant to Section 601 of the Economy Act (31 U.S.C. 1535) or other provisions of law. Consolidated working funds may be credited with advances from more than one appropriation for the procurement of goods and services to be furnished by the performing agency with the use of its own facilities within the same fiscal year. Outlays recorded in these accounts are stated net of advances credited and are classified under the agencies administering the accounts. The accounts are subject to the fiscal year limitations of the appropriations or funds from which advanced.

Description of Accounts Relating to Cash Operations

Management fund accounts are working fund accounts authorized by law to facilitate accounting for and administration of intragovernmental activities (other than a continuing cycle of operations), which are financed by two or more appropriations. This classification is also often applied to the consolidated working funds for interagency activities described above.

Trust fund accounts are accounts maintained to record the receipt and outlay of monies held in trust by the Government for use in carrying out specific purposes or programs in accordance with the terms of a trust agreement or statute. The receipts of many trust funds, especially the major ones, not needed for current payments, are invested in public debt and Government Agency securities. Generally, trust fund accounts consist of separate receipt and outlay accounts, but when the trust corpus is established to perform a business-type operation, the fund is called a "trust revolving fund" and a combined receipt and outlay account is used. Some of the major trust fund accounts are the Federal Old Age and Survivors Insurance Trust Fund, Unemployment Trust Fund, Civil Service Retirement and Disability Trust Fund, The National Service Life Insurance Trust Fund, and the Highway Trust Fund.

Allocation (formerly Transfer appropriation) accounts are established to receive (and subsequently disburse) allocations which are treated as non-expenditure transactions at the time the allocation is made including certain transfers under Section 601 of the Economy Act (31 U.S.C. 1535), and similar provisions of law.

Explanation of Transactions and Basis of Figures

As indicated in the “Table of Contents,” the Combined Statement of Receipts, Outlays, and Balances of the United States Government consists of Part One - Fiscal Year Summary Statements; Part Two – Details of Receipts; and Part Three – Details of Appropriations, Outlays, and Balances.

Part One: Fiscal Year Summary

Part One consists of summary reports featuring Financial Highlights, Receipts by Source, and Outlays by Function. In addition a summary statement representing the Federal Government’s Central Summary General Ledger Account Balances is included.

Part Two: Details of Receipts

Part Two of this report contains the detail of internal revenue, customs, and miscellaneous receipts. Internal revenue and customs receipts are included in this report on the basis of reports of collections, which means they are reported as of the time that the cash received is placed under accounting control. Other receipts of the Government are reported on a collections received basis. Revolving fund and management fund receipts, reimbursements, and refunds of monies previously expended are not included in the receipt tables but are deducted from gross outlays.

Part Three: Details of Appropriations, Outlays, and Balances

Part Three of this report contains the detailed tabulations of outlays accounts, by organizational unit showing the various transactions that relate to such accounts which affect the budget surplus or deficit of the Government. The accounts are arranged according to general, special, revolving, management and trust funds; showing the titles, period of availability and account symbols. Following are explanations of the column headings in the tabulations.

1. Balances beginning of fiscal year

The amounts shown in the first money column represent ending balances as of the close of the preceding fiscal year. An analysis of the totals of these balances, expressed in terms of Fund Resources, is presented on the basis of reports of the administrative agencies, in accordance with the Treasury Financial Manual. Fund Resources include:

- Undisbursed balances (by fiscal year account)
- Investments in Federal securities—represent investment holding (as par value) of Government accounts in public debt or agency securities.
- Unfunded contract authority—represent unused authority.
- Funds held outside the Treasury—represent cash held outside Treasury, including cashier funds.
- Borrowing authority—may be classified as either “definite” or “indefinite.” Definite authority to borrow is stated by law as a specific aggregate sum that cumulative borrowings cannot exceed. Indefinite borrowing authority is categorized as either (1) unlimited borrowing authority – whereby the law allows the agency to borrow as needed or (2) authority set by legislative ceiling – whereby the law allows the agency to borrow as needed but sets a specific dollar limit on the amount outstanding at any one time. For accounts with definite borrowing authority, these amounts represent unused authority. For accounts with indefinite borrowing authority, these amounts represent those unpaid obligations covered by borrowing authority at the beginning of the fiscal year.

2. Appropriations and other obligational authority

- Appropriations—Article I, Section 9, of the Constitution of the United States provides in part that “No Money shall be drawn from the Treasury, but in Consequence of Appropriations made by Law ...” The appropriations included in this report are the amounts which Congress authorized to be established for the fiscal amounts which agencies may obligate during the time period specified in the respective appropriation acts. In some instances, the Congress re-appropriates part or all of the unobligated balances of prior-year appropriations that would otherwise expire. In other instances, the Congress authorizes the transfer of obligational authority of particular appropriation accounts and is explained by applicable footnotes. The appropriations are classified to show the amounts appropriated from an organizational standpoint, and are shown in the second money column.
- Contract authorities—represent a grant of authority by the Congress to incur obligations prior to the enactment of appropriations. Contract authority does not, in itself, permit the spending of money. It must be allowed by an appropriation to permit payment of the obligations that are incurred thereunder. New contract authority granted during the fiscal year is shown in the second money column. Appropriations enacted for the fiscal year to liquidate such authority are included in this column as current year appropriations with a corresponding decrease to unfunded contract authority.
- Authority to borrow from the Treasury and the public—In some instances, the Congress grants authority to Government corporations or agencies to make outlays from funds to be borrowed from the Secretary of the Treasury or from the public. In the case of borrowing from the Treasury, the Secretary is directed to use proceeds

Explanation of Transactions and Basis of Figures

from the sale of public debt securities. Legislation is generally specific with respect to the amount of money that can be advanced by the Treasury to each corporation or agency and often requires that borrowing transaction be accomplished by the issuance of formal notes of the agency. A few agencies of the Government are authorized by law to issue their own securities to the public. Before issuing these securities, the agencies are required to secure approval from, or consult with the Secretary of the Treasury with respect to terms of the borrowing and timing thereof. Such borrowings and repayment of borrowings from the Treasury or the public represent financing transactions, and therefore, do not affect the budget surplus or deficit. (Note: The Federal Financing Bank, created by Public Law 93-224 (87 Stat. 937) dated December 29, 1973, for the purpose of consolidating the market financing of other Federal agencies, such as the U.S. Postal Service, the Export- Import Bank of the United States, the Tennessee Valley Authority and others, similarly does not affect the budget surplus or deficit.) Increases and rescissions in borrowing authority during the fiscal year are shown in the second money column.

3. Transfers, borrowings, and investments (net)

Transfers shown in the third money column are, in the majority of cases, for the benefit of advancing appropriation accounts. Outlays from such transfer appropriation accounts are associated with the account to which the funds were originally made available.

Other transactions shown in this column include the following:

- Borrowings—represents the net amount of actual borrowings made during the fiscal year.
- Investments—represents the net par value of purchases and sale of public debt and government agency securities.
- Funds held outside the Treasury—represents cash held outside the Treasury and net cash advances to government cashiers.

4. Outlays (net)

The outlays in the fourth money column are reported generally on the basis of checks issued by Government disbursing officers net of collections. Certain modifications of this basis include:

- Interest on public issues of the public debt is on an accrual basis; interest on special issues is on a cash basis.
- Where payment is made in cash rather than by check, the cash payment is the outlay.
- Certain outlays of an intragovernmental nature do not require the issuance of checks; for example, charges made against appropriations representing a part of employees' salaries which are withheld for individual income taxes and for savings bond allotments.
- Outlays are stated net of collections representing reimbursements as authorized by law, refunds of monies previously expended, and receipts of revolving and management funds. In this connection, public debt or agency securities which are acquired in lieu of other properties, or donated, are considered as "constructive" receipt of cash and therefore, the par amounts of such securities are included as receipts (reductions of outlays) of the acquiring agency.

5. Balances withdrawn and other transactions

The fifth money column includes net transactions for several types of activities as follows:

- Unobligated balances withdrawn—represents amounts for obligations that are no longer valid and have been canceled.
- Unexpended balances withdrawn—represents reductions of appropriations pursuant to 2 U.S.C. 102(a) which provides that the unexpended balances of appropriations which are subject to disbursement by the Secretary of the Senate or the Clerk of the House of Representatives shall be withdrawn as of September 30, of the second fiscal year following the year for which provided.
- Unobligated balances canceled—represents the unobligated balances canceled pursuant to 31 U.S.C. 1552(a) which provides that "On September 30th of the 5th fiscal year after the period of availability for obligations of a fixed appropriation account ends, the account shall be closed and any remaining balance (whether obligated or unobligated) in the account shall be cancelled and thereafter shall not be available for obligation or expenditure for any purpose."
- Capital transfers—represents non-expenditure transfers from revolving funds on account of repayment of investment or distribution of earnings.
- Adjustments to borrowing authority—represents a reduction in borrowing authority when fund resources other than borrowings were used or are available to liquidate or cover unpaid obligations.

6. Balances end of fiscal year

These year-end balances represent the column 1 (opening) balances as adjusted by the transactions in columns 2, 3, 4, and 5. As such, these figures become the opening balances for the succeeding fiscal period unless otherwise footnoted (i.e. September 30, 2018 closing balances will be the corresponding opening balances for fiscal year 2019). The closing balances

Explanation of Transactions and Basis of Figures

of accounts with borrowing authority represent either (1) definite borrowing authority – unused borrowing authority at the close of the fiscal year or (2) indefinite borrowing authority – the amount equal to those unpaid obligations covered by borrowing authority at the close of the fiscal year.

Off-Budget Federal Entities

Pursuant to the Balanced Budget and Emergency Deficit Control Act of 1985 (Public Law 99-177), those entities that were formerly off-budget are now included in the budget totals. This same legislation shifted Social Security (the Federal Old-Age Survivors Insurance Trust Fund and the Federal Disability Insurance Trust Fund) off-budget. The budgetary presentation shows federal receipts, outlays, and surpluses or deficits including Social Security, and also shows separately the on-budget and off-budget components.

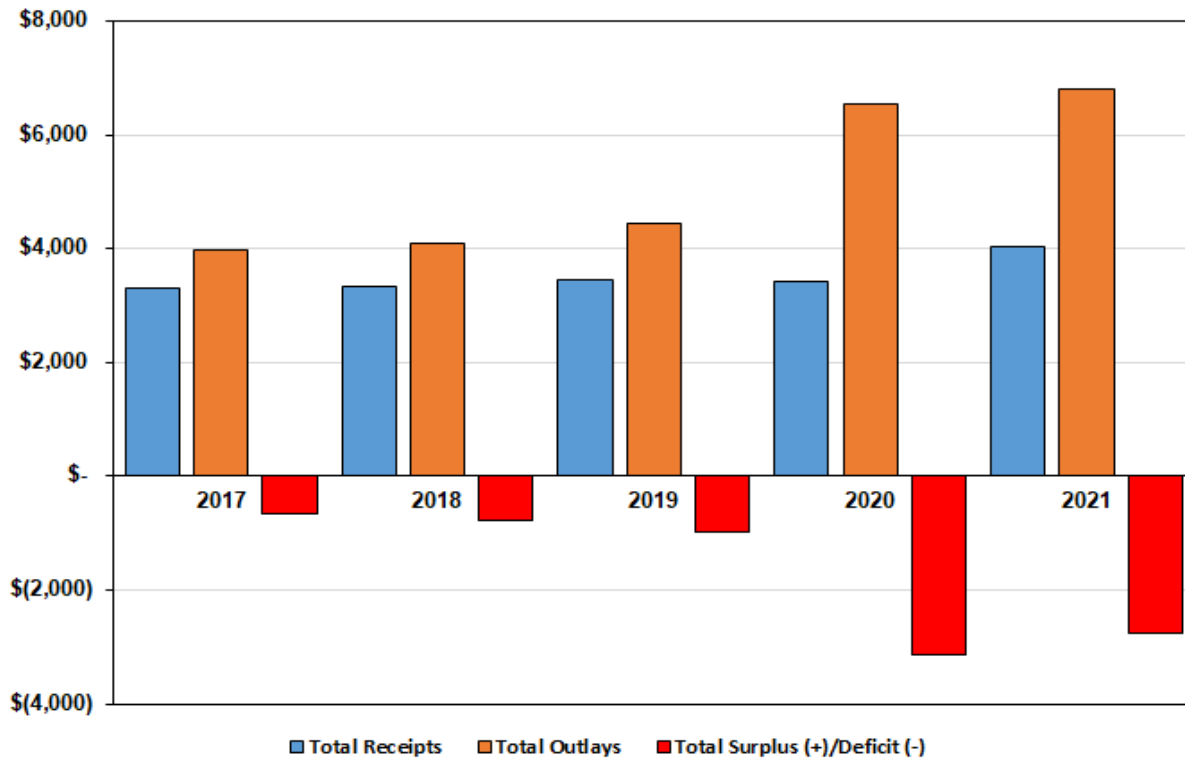
Part One

Fiscal Year 2021 Summary

FINANCIAL HIGHLIGHTS

This report shows only those financial highlights of the U.S. Government directly related to the cash operations of the Department of the Treasury and the rest of the Federal Government.

Total Receipts, Outlays and Surplus (+) or Deficit (-) (in billions of dollars)

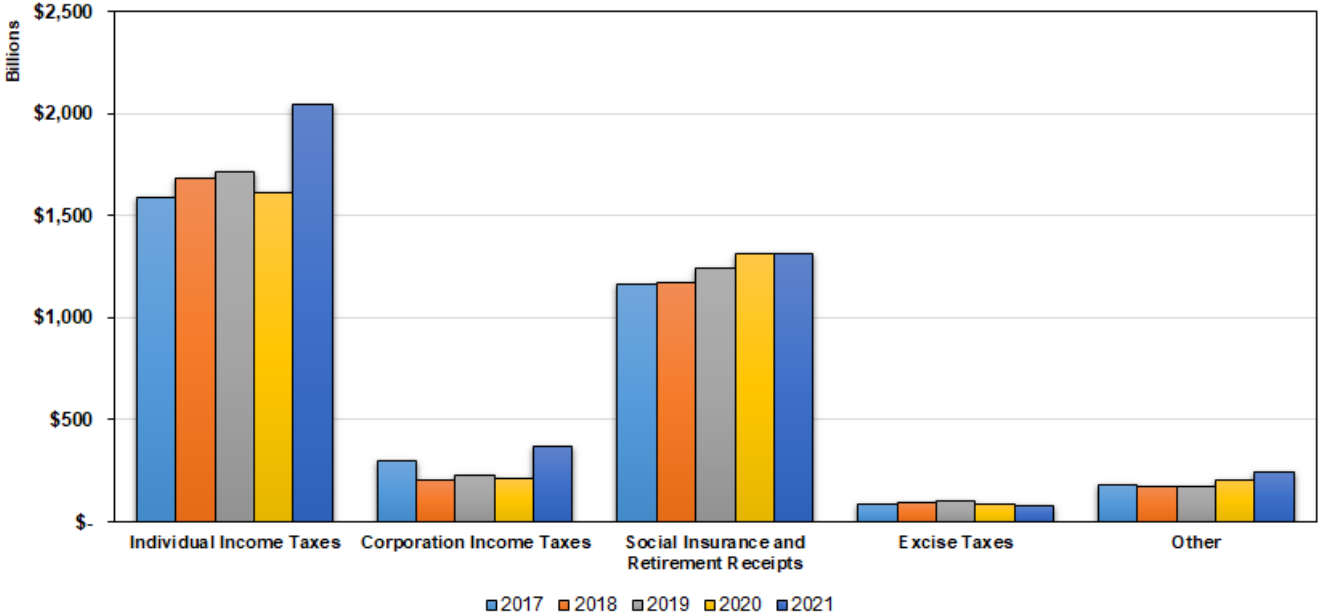
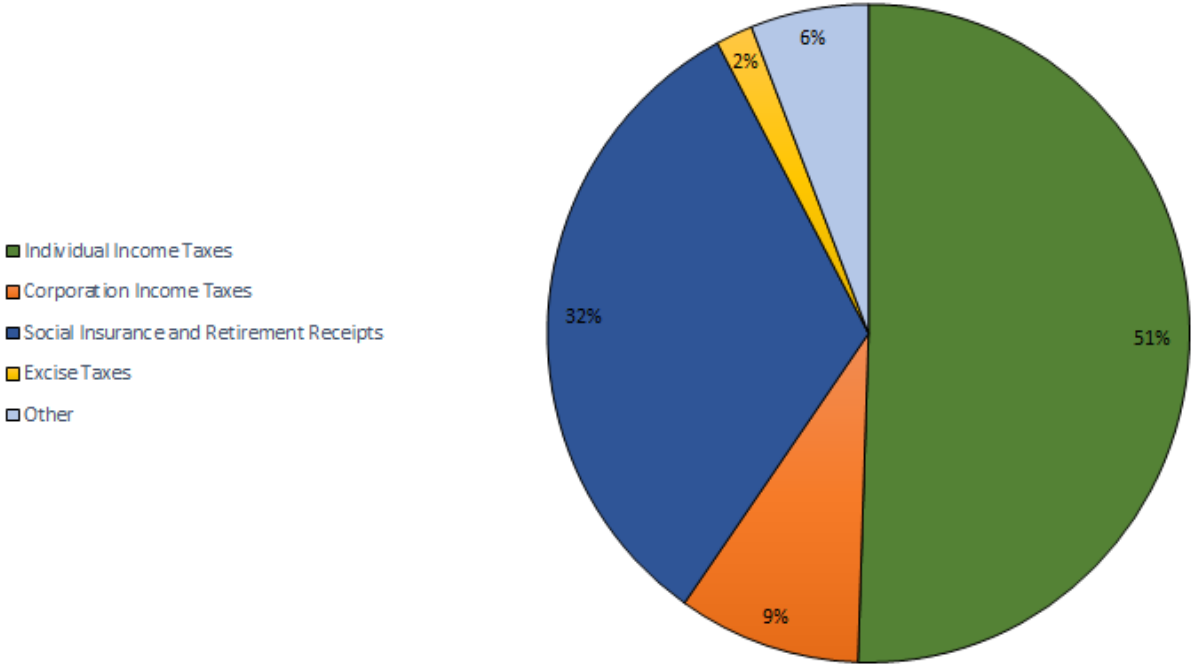


	Fiscal 2017	Fiscal 2018	Fiscal 2019	Fiscal 2020	Fiscal 2021
Total receipts.....	3,314.9	3,328.7	3,462.2	3,420.0	4,046.0
Total outlays.....	3,980.6	4,107.7	4,446.6	6,551.9	6,818.2
Total surplus (+) or deficit (-).....	-665.7	-779.0	-984.4	-3,131.9	-2,772.2

RECEIPTS BY SOURCE - SUMMARY

Total receipts for the United States Government in fiscal year 2021 were \$4,046.0 billion, an increase of 18.3 percent or \$626.0 billion above the amount from fiscal year 2020. The chart below shows total receipts divided by source.

FY 2021



RECEIPTS BY SOURCE - SUMMARY

IN MILLIONS OF DOLLARS

Changes in receipts by source are discussed briefly in the text below. The table that follows depicts the amount of receipts for fiscal years 2021 and 2020 by source, including the amount and percentage of changes from fiscal year 2020.

- **Individual Income Taxes** were \$2,044.4 billion in fiscal 2021, an increase of 27.1 percent or \$435.7 billion above the prior fiscal year.
- **Corporation Income Taxes** were \$371.8 billion in fiscal 2021, an increase of 75.5 percent or \$160.0 billion above the prior fiscal year.
- **Social Insurance and Retirement Receipts** were \$1,314.1 billion in fiscal year 2021, an increase of 0.3 percent or \$4.1 billion above the prior fiscal year.
 - **Employment and General Retirement** contributions were \$1,251.9 billion in fiscal year 2021, a decrease of 0.8 percent or \$9.8 billion below the prior fiscal year.
 - **Unemployment Insurance** receipts were \$56.6 billion in fiscal year 2021, an increase of 31.3 percent or \$13.5 billion above the prior fiscal year.
 - **Other Retirement** contributions were \$5.6 billion in fiscal year 2021, an increase of 8.2 percent or \$0.4 billion above the prior fiscal year.
- **Excise Taxes** were \$75.3 billion in fiscal 2021, a decrease of 13.3 percent or \$11.5 billion below the prior fiscal year.
- **Other**, including estate and gift taxes, customs duties, and miscellaneous receipts were \$240.4 billion in fiscal year 2021, an increase of 18.6 percent or \$37.7 billion above the prior fiscal year.
 - **Estate and Gift Taxes** were \$27.1 billion in fiscal 2021, an increase of 54.0 percent or \$9.5 billion above the prior fiscal year.
 - **Customs Duties** were \$80.0 billion in fiscal 2021, an increase of 16.7 percent or \$11.4 billion above the prior fiscal year.
 - **Miscellaneous Receipts** were \$133.3 billion in fiscal 2021, an increase of 14.4 percent or \$16.7 billion above the prior fiscal year.

	FY 2021	FY 2020	Amount Change	Percent Change
Individual Income Taxes	2,044,377	1,608,664	435,713	27.1
Corporation Income Taxes	371,831	211,845	159,987	75.5
Social Insurance and Retirement Receipts:				
Employment and General Retirement	1,251,858	1,261,650	-9,792	-0.8
Unemployment Insurance	56,602	43,104	13,498	31.3
Other Retirement	5,629	5,201	429	8.2
Total Social Insurance and Retirement Receipts	1,314,089	1,309,954	4,135	0.3
Excise Taxes	75,271	86,782	-11,511	-13.3
Other:				
Estate and Gift Taxes	27,140	17,624	9,516	54.0
Customs Duties	79,985	68,550	11,435	16.7
Miscellaneous Receipts	133,285	116,538	16,748	14.4
Total Other	240,410	202,712	37,698	18.6
Total Receipts	4,045,979	3,419,957	626,022	18.3

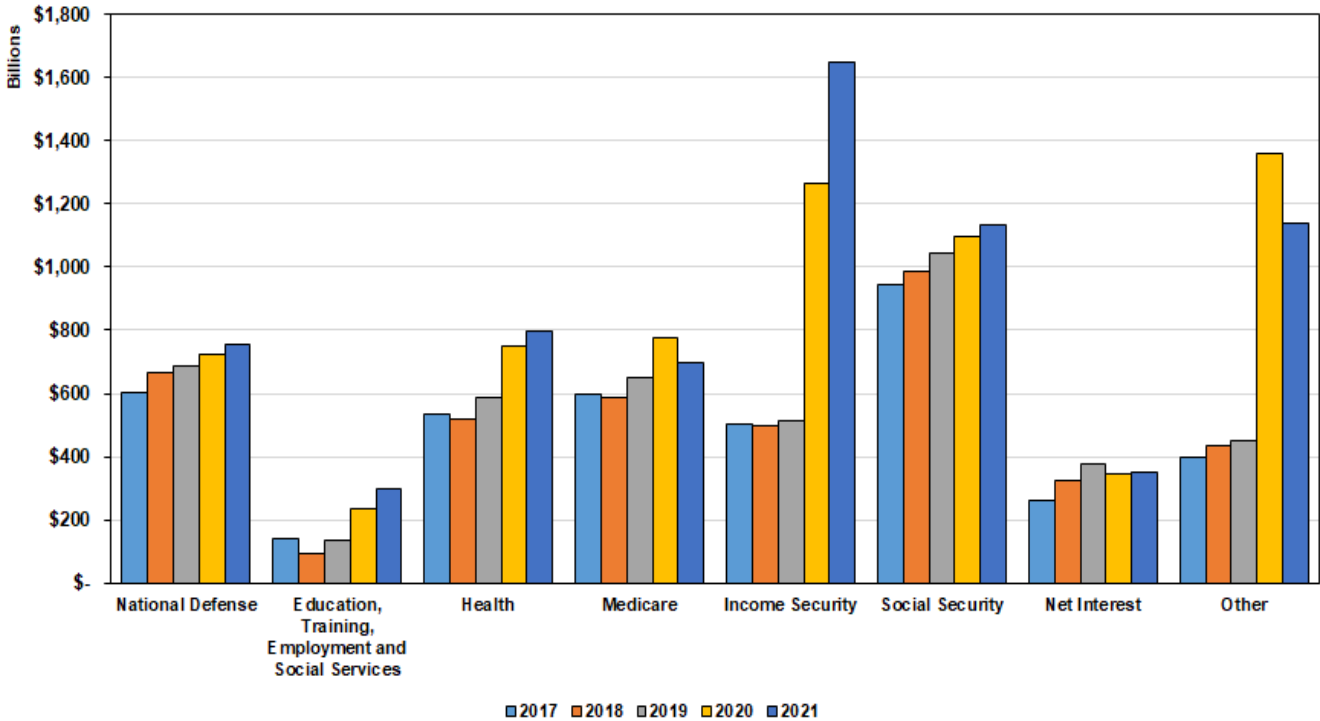
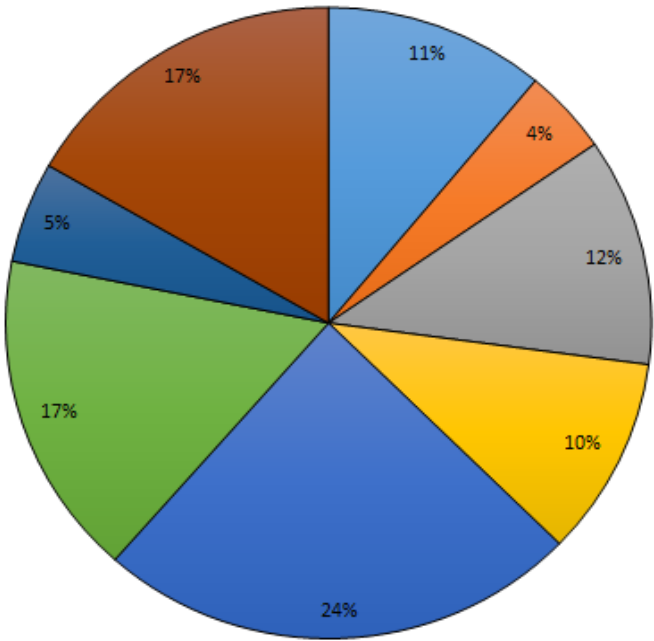
Details may not add to totals due to rounding.

OUTLAYS BY FUNCTION

Total outlays for the United States Government in fiscal year 2021 were \$6,818.2 billion, an increase of 4.1 percent or \$266.4 billion above the amount from fiscal year 2020. The chart below shows total outlays divided by function.

FY 2021

- National Defense
- Education, Training, Employment and Social Services
- Health
- Medicare
- Income Security
- Social Security
- Net Interest
- Other



Notable changes in outlays by function are discussed briefly in the text below. The table that follows depicts the amount of outlays for fiscal years 2021 and 2020 by function, including the amount and percentage change from fiscal year 2020.

- . **National Defense** outlays were \$754.8 billion in fiscal year 2021, an increase of 4.0 percent or \$28.7 billion above the prior fiscal year.
- . **Education, Training, Employment and Social Services** outlays were \$296.7 billion in fiscal year 2021, an increase of 25.3 percent or \$59.9 billion above the prior fiscal year.
- . **Health** outlays were \$796.8 billion in fiscal year 2021, an increase of 6.4 percent or \$47.6 billion above the prior fiscal year.
- . **Medicare** outlays were \$696.5 billion in fiscal year 2021, a decrease of 10.3 percent or \$79.8 billion below the prior fiscal year.
- . **Income Security** outlays were \$1,648.8 billion in fiscal year 2021, an increase of 30.6 percent or \$386.3 billion above the prior fiscal year.
- . **Social Security** outlays were \$1,134.6 billion in fiscal year 2021, an increase of 3.5 percent or \$38.8 billion above the prior fiscal year.
- . **Net Interest** outlays were \$352.3 billion in fiscal year 2021, an increase of 2.2 percent or \$7.6 billion above the prior fiscal year.
- . **Other** outlays were \$1,137.8 billion in fiscal year 2021, a decrease of 16.4 percent or \$222.7 billion below the prior fiscal year.

OUTLAYS BY FUNCTION

IN MILLIONS OF DOLLARS

	FY 2021	FY 2020	Amount Change	Percent Change
National Defense	754,849	726,151	28,697	4.0
International Affairs	46,946	67,660	-20,715	-30.6
General Science, Space, and Technology	35,576	34,059	1,518	4.5
Energy	6,074	7,168	-1,094	-15.3
Natural Resources and Environment	42,073	40,691	1,383	3.4
Agriculture	49,505	49,153	353	.7
Commerce and Housing Credit	304,147	571,657	-267,510	-46.8
Transportation	154,792	146,156	8,636	5.9
Community and Regional Development	46,517	83,619	-37,102	-44.4
Education, Training, Employment, and Social Services	296,663	236,723	59,941	25.3
Health	796,763	749,159	47,604	6.4
Medicare	696,461	776,224	-79,763	-10.3
Income Security	1,648,845	1,262,558	386,287	30.6
Social Security	1,134,593	1,095,817	38,775	3.5
Veterans Benefits and Services	234,278	218,674	15,604	7.1
Administration of Justice	72,152	72,102	50	.1
General Government	269,591	175,961	93,630	53.2
Net Interest	352,264	344,705	7,559	2.2
Undistributed Offsetting Receipts	-123,860	-106,362	-17,498	16.5
Total Outlays	6,818,229	6,551,874	266,354	4.1

Details may not add to totals due to rounding.

UNITED STATES CENTRAL SUMMARY GENERAL LEDGER ACCOUNT BALANCES

ITEM	BALANCE		NET CHANGE
	September 30, 2021	September 30, 2020	
ASSET ACCOUNTS			
Cash and monetary assets:			
U.S. Treasury operating cash: ¹			
810400 U.S. Treasury Operating Cash - JP Morgan Chase.....	-	-	0.00
810300 Supplementary Financing Program Account.....	-	-	0.00
810500 Repurchase Agreement (REPO).....	-	-	0.00
810600 Term Investment Account.....	-	-	0.00
810700 Short-Term Cash Investments.....	-	-	0.00
810100 + 810200 U.S. Treasury operating cash - Federal Reserve Accounts	215,159,783,586.14	1,781,678,971,239.37	-1,566,519,187,653.23
Balance	<u>215,159,783,586.14</u>	<u>1,781,678,971,239.37</u>	<u>-1,566,519,187,653.23</u>
Special drawing rights:			
811000 Holdings of Special Drawing Rights	163,874,174,152.15	51,732,942,798.51	112,141,231,353.64
811100 SDR Certificates Issued to Federal Reserve Banks	-5,200,000,000.00	-5,200,000,000.00	-
Balance	<u>158,674,174,152.15</u>	<u>46,532,942,798.51</u>	<u>112,141,231,353.64</u>
Reserve position on the U.S. quota in the IMF:			
U.S. subscription to the International Monetary Fund:			
811400 Investment in the International Monetary Fund (IMF) -			
Direct Quota Payments	111,629,078,113.37	111,629,078,113.37	-
811500 Investment in the IMF - Maintenance of Value Adjustments	5,299,075,081.07	5,191,436,438.94	107,638,642.13
811600 Due IMF for Subscriptions and Drawing (Letter of Credit)	-85,286,065,735.55	-82,546,310,951.48	-2,739,754,784.07
811700 Receivable/Payable for Interim Maintenance of			
Value Adjustments, IMF	1,475,596,585.25	-2,698,002,417.91	4,173,599,003.16
811800 Dollar Deposits with the IMF	-375,025,346.82	-365,061,862.97	-9,963,483.85
Balance	<u>32,742,658,697.32</u>	<u>31,211,139,319.95</u>	<u>1,531,519,377.37</u>
Loans to the International Monetary Fund:			
811900 Loans to the IMF	<u>933,340,469.92</u>	<u>1,770,051,733.10</u>	<u>-836,711,263.18</u>
Other cash and monetary assets:			
812200 Other U.S. Treasury Monetary Assets	79,890.00	79,890.00	-
812300 General Depositories - Deferred Accounts	9,560,025.19	-3,869,259.12	13,429,284.31
812400 Transit Account - Other U.S. Treasury Monetary Assets.....	-	-	0.00
812500 Mutilated Paper Currency held by the Bureau of Engraving			
and Printing	29,795,021.01	13,898,765.01	15,896,256.00
812600 Transit Account - Mutilated Paper Currency.....	-	-	0.00
1050 Bureau of Engraving and Printing Accountability for U.S. Notes.....	-	-	0.00
1060 U.S. Treasury time deposits, foreign depositories.....	-	-	0.00
1065 U.S. Treasury Time Deposits, Minority Bank Depositories (EFTPS)..	-	-	0.00
812900 Cash Accountability of Disbursing and Collecting Officers	1,392,574,556.04	1,315,350,639.49	77,223,916.55
813000 RFC Accountability	37,701.77	37,860.88	-159.11
813200 Change in Non-Federal Securities (Market Value)	-909,851,392.51	-3,005,981,117.37	2,096,129,724.86
813300 Funds Held Outside of Treasury (Budgetary)	3,042,732,069.76	3,139,235,626.66	-96,503,556.90
813400 Transit Account - Transfers of Cash - U.S. Disbursing Officers	43,402,880.16	43,402,880.16	0.00
813500 Offset of Change in Non-Federal Securities	909,851,392.51	3,005,981,117.37	-2,096,129,724.86
813600 + 813700 + 813800 Exchange Stabilization Fund	20,889,533,220.69	21,615,498,729.52	-725,965,508.83
813900 Revaluation of Investments in Exchange Stabilization Fund	665,906,229.40	-22,759,958.08	688,666,187.48
814000 Cash Accountability for USDO - Charleston	121,941,935.55	68,604,392.95	53,337,542.60
814100 Cash Accountability for USDO - Bangkok	76,542,703.27	66,058,551.38	10,484,151.89
814200 Cash Accountability for the Bureau of Engraving and Printing	-4,443.90	-23,481.90	19,038.00
Total other cash and monetary assets	<u>26,272,101,788.94</u>	<u>26,235,514,636.95</u>	<u>36,587,151.99</u>
Total cash and monetary assets	<u>433,782,058,694.47</u>	<u>1,887,428,619,727.88</u>	<u>-1,453,646,561,033.41</u>
814500 Non-Federal Securities of the National Railroad Retirement Investment Trust	<u>28,086,512,237.30</u>	<u>24,357,541,690.42</u>	<u>3,728,970,546.88</u>
Guaranteed Loan Financing			
815000 Net activity, Guaranteed Loan Financing	<u>-156,438,922,856.31</u>	<u>-466,712,508,762.54</u>	<u>310,273,585,906.23</u>
Direct Loan Financing			
815500 Net activity, Direct Loan Financing	<u>1,595,078,835,779.98</u>	<u>1,613,268,107,115.09</u>	<u>-18,189,271,335.11</u>
Miscellaneous asset accounts:			
816000 U.S. Treasury Miscellaneous Assets	20,685,324.88	20,685,324.88	-
816100 Foreign Depository Banks Unclassified Items	-	-	-
816200 Federal Reserve Banks, Deferred Items	-	-	-
816400 Transfer of Cash between Federal Reserve Bank.....	-	-	-
816500 Transit Account, U.S. Treasury Miscellaneous Assets.....	-	-	-
816600 Transit Account, U.S. Treasury - Owned Gold.....	-	-	-
816700 U.S. Treasury - Owned Gold	11,041,058,821.09	11,041,058,821.09	-
816800 Gold Certificate Fund, Board of Governors of the			
Federal Reserve System ²	-11,036,836,601.10	-11,036,836,601.10	-
816900 Foreign Transactions (FT) - Collection and Disbursements X7000.....	-	-	0.00
817000 U.S. Currency with the IMF	375,025,346.82	365,061,862.97	9,963,483.85
817100 Receivable on U.S. Treasury Securities.....	-	-	-
817200 Receivable for Forged, or Incorrect Payment of all			
U. S. Government checks	180,788.50	230,213.65	-49,425.15
817300 Deferred Charge/Credit, Loans to IMF.....	-	-	0.00
817400 Deposits in Transit to the Treasury Account	-1,220,948,094.11	-1,271,273,162.89	50,325,068.78
817500 Deposits in Transit Difference Suspende.....	-	-	0.00
817700 Deposits in Suspende, Electronic Funds Transfer (OFAC).....	0.00	-501,664.79	501,664.79
817800 Deposits in Suspende, Electronic Funds Transfer.....	-	-	0.00

UNITED STATES CENTRAL SUMMARY GENERAL LEDGER ACCOUNT BALANCES

ITEM	BALANCE	BALANCE	NET CHANGE
	September 30, 2021	September 30, 2020	
817800 Deposits in Suspense, Electronic Funds Transfer			0.00
817900 E-Commerce Collections	9,439,836.23	4,362,830.04	5,077,006.19
818000 Transit Account - Unclassified Receipts, EFT.....			0.00
818100 Transit Account - EFT FMS.....			0.00
818000 Transit Account - Unclassified Receipts, EFT			0.00
818200 Undistributed Disbursing Transactions (SOT, FMS-224 Revised]	221,254,756.99	199,705,298.38	21,549,458.61
818300 Cash Receivable, Federal Tax Deposits, Internal Revenue Service..			
818400 Transit Account - Foreign Restorations TFC's.....			
818500 Special Reclassification and Write Off of Aged Receipt Accounts and Other Outstanding Differences.....			
818600 Special Reclassification and Write Off Procedures.....			
Total miscellaneous asset accounts	-590,139,820.70	-677,507,077.77 R	87,367,257.07
Total asset accounts	<u>1,899,918,344,034.74</u>	<u>3,057,664,252,693.08 R</u>	<u>-1,157,745,908,658.34</u>
EXCESS OF LIABILITIES			
Budget and off-budget financing:			
831000 Accumulated Excess of Liabilities	18,139,862,617,536.60	15,008,798,430,419.30 R	3,131,064,187,117.30
850100 Net Receipts	-4,045,978,858,727.41	-3,419,956,990,064.34 R	-626,021,868,663.07
860100 Net Outlays	6,818,231,487,049.98	6,551,874,368,693.89 R	266,357,118,356.09
Total budget and off-budget financing	<u>20,912,115,245,859.20</u>	<u>18,140,715,809,048.90 R</u>	<u>2,771,399,436,810.32</u>
Transactions not applied to current year's surplus or deficit:			
870100 Seigniorage	120,000,000.00	40,000,000.00	80,000,000.00
870200 Profit on the sale of Gold.....			
870400 Proceeds from Sale of Loan assets with Recourse.....			
870500 Net Gain/Loss on IMF Loan Valuation Adjustment	-59,843,976.03	-105,741,478.73	45,897,502.70
870800 Special Reclass and Write-Off of Aged Budget Clearing Accounts			0.00
870900 Premium/Discount on Early Buyback of U.S. Treasury Securities	-17,272.81	186,140.06	-203,412.87
871000 Net Gain/Loss on IMF Quota	10,482,861.22	918,746,850.97	-908,263,989.75
Total transactions not applied to current year's surplus or deficit	<u>70,621,612.38</u>	<u>853,191,512.30</u>	<u>-782,569,899.92</u>
Total excess of liabilities (+) or assets (-)	<u>20,912,044,624,246.80</u>	<u>18,139,862,617,536.60 R</u>	<u>2,772,182,006,710.24</u>
Total assets and excess of liabilities	<u>22,811,962,968,281.50</u>	<u>21,197,526,870,229.60 R</u>	<u>1,614,436,098,051.90</u>
LIABILITY ACCOUNTS			
Borrowing from the public:			
Treasury securities, issued under general Financing authorities:			
820100 + 820400 Debt Held by the Public	22,282,899,458,707.10	21,018,951,186,008.00	1,263,948,272,699.10
820300 Intragovernmental Holdings	6,146,018,206,963.91	5,926,439,114,229.52	219,579,092,734.39
Total Treasury securities outstanding ³	<u>28,428,917,665,671.00</u>	<u>26,945,390,300,237.50</u>	<u>1,483,527,365,433.49</u>
Plus Premium on Treasury Securities:			
820500 Deferred Interest (Premium) on Public Debt Subscriptions, U.S. Treasury securities	64,875,072,087.14	45,620,166,612.00	19,254,905,475.14
Less:			
Discount on Treasury Securities:			
820600 Deferred Interest (Discount) on U.S. Treasury Securities	128,836,804,503.66	110,052,898,812.65	18,783,905,691.01
Total Treasury securities net of premium and discount	<u>28,364,955,933,254.50</u>	<u>26,880,957,568,036.90</u>	<u>1,483,998,365,217.62</u>
Agency securities, issued under special financing authorities			
821000 Principal of Outstanding Agency Securities	19,501,806,005.26	20,151,269,399.26	-649,463,394.00
Total Federal securities	<u>28,384,457,739,259.70</u>	<u>26,901,108,837,436.10</u>	<u>1,483,348,901,823.66</u>
Deduct:			
Federal securities held as investments of government accounts			
821500 Investment in Certain Deposit Funds	-1,169,000.00	-1,169,000.00	-
821600 Investment of Government Accounts in Public Debt Securities	6,123,038,571,272.61	5,907,763,095,449.80	215,275,475,822.81
821700 Investment of Government Accounts in Agency Securities	2,269,000.00	2,269,000.00	0.00
Total Federal securities held as investments of government accounts	<u>6,123,039,671,272.61</u>	<u>5,907,764,195,449.80</u>	<u>215,275,475,822.81</u>
Less			
Discount on Federal Securities:			
821800 Discount on Federal Securities Held as Investments in Government Accounts	25,601,215,482.50	25,726,854,999.63	-125,639,517.13
Net Federal securities held as investments of government accounts less discount	6,097,438,455,790.11	5,882,037,340,450.17	215,401,115,339.94
Total borrowing from the public	<u>22,287,019,283,469.60</u>	<u>21,019,071,496,985.90</u>	<u>1,267,947,786,483.68</u>
Accrued interest payable to the public:			
822500 Accrued Interest Payable on Exchange of Deferred Public Debt Subscriptions, United States Treasury Securities	69,214,101,640.95	70,655,536,648.08	-1,441,435,007.13
Allocations of special drawing rights:			
823000 Allocation of Special Drawing Rights	161,825,469,383.55	49,709,292,841.95	112,116,176,541.60

UNITED STATES CENTRAL SUMMARY GENERAL LEDGER ACCOUNT BALANCES

ITEM	BALANCE		NET CHANGE
	September 30, 2021	September 30, 2020	
Deposit funds:			
823500 + 823600 + 823700 + 823800 Deposit Funds	263,940,417,058.19	32,150,875,194.92 R	231,789,541,863.27
Miscellaneous liability accounts:			
824000 Corporate Securities and Interest Checks Outstanding.....			0.00
824100 Transit Account - Symbol/Serial Payment Edit Discrepancies on U.S. Treasury Checks.....			0.00
824200 Transit Account - Payment Account Discrepancies on U.S. Treasury checks.....			0.00
824300 Transit Account - Payment of U.S. Treasury Checks Without Issue Data.....			0.00
824400 Disbursing Officers Checks Outstanding - Unfunded Accounts of Four-Digit Symbols	16,975,033,895.46	11,871,264,038.63	5,103,769,856.83
824500 Transit Account - Payment of U.S. Treasury Checks Pending Archive Retrieval (Deferred Payments).....			0.00
824600 Transit Accounts - Adjustment of U.S. Treasury Check Payments with Federal Reserve Banks	-1,078,723.59	-515,667.67	-563,055.92
824700 Transit Account - Uncollectable Payment Amount Discrepancies on US Treasury Checks.....			0.00
824900 Non-Budgetary Impact Accounts.....			0.00
825000 Transit Accounts - U.S. Treasury Check Discrepancies	-127,164,006.15	-60,759,030.88	-66,404,975.27
8025 Coinage Metal Accounts Payable.....			0.00
825200 Disbursing Officers' Payments - Electronic Funds Transfer.....			0.00
825300 Postal Money Orders Outstanding - Actual 8034 Postal money orders outstanding - Estimates.....	653,727,814.56	749,189,893.25	-95,462,078.69
825400 Payment Vouchers on Letters of Credit Outstanding.....			0.00
825600 Deferred Receipt and Outlay Transactions U.S. Postal Service.....			0.00
825700 Unamortized Premium (Discount) on Public Debt Securities	11,245,788,127.36	12,008,157,898.38	-762,369,771.02
825800 Transfer of Unprocessed U.S. Treasury Checks - Unclassified.....			0.00
825900 Transit Account - Unclassified Charges, EFT.....			0.00
826000 Transit Account - Unclassified Receipts and Outlay Telegraphic Reports.....			0.00
826100 Transit Account - Checks on U.S. Treasury Cashied - Unclassified..			0.00
826200 Transit Account - Suspense Items, U.S. Treasury 8071 Transit account - Check, Returned Items LP Data.....			0.00
826300 Transfer of U.S. Treasury Check Data			0.00
826400 Transit Account - Transfer of Symbol/Serial Misread Between CP&R systems.....			0.00
826500 Adjustment of U.S. Treasury Check Data.....			0.00
826600 Suspense Items, Invalid Agency Location Codes.....			0.00
826700 Transit Account - Borrowing from FFB and Treasury.....			0.00
826900 Cash-Link Miscellaneous Transfers.....			0.00
827000 Transit Account - Unprocessed Cash Link Restorations.....			0.00
827100 Cash-Link ACH Transfers.....			0.00
827200 Cash-Link, FRB Book Entry Transfer...	-70.00		-70.00
827300 Federal Reserve - Electronic Tax Application Settlement...			0.00
827700 Check Claims (Suspense)	8,596,543.70	3,752,317.75	4,844,225.95
827800 Tennessee Valley Authority Alternative Financing Transactions	1,096,109,261.23	1,338,086,048.97	-241,976,787.74
827900 Miscellaneous Liability Accounts - BPD.....			0.00
828100 Transit Account - Statement of Accountability (Department of Defense - Air Force)	243,091.08	243,091.08	-
828200 Transit Account - Statement of Accountability (Department of Defense - Army)	-106,599.10	-106,599.10	0.00
828300 Transit Account - Discrepancies in U.S. Disbursing Officers' Accounts	-450.00	-450.00	-
828500 Transit Account - Payment by One Disbursing Officer for Account of Another Disbursing Officer, Division of Disbursement and U.S. Disbursing Officers - Not Yet Classified	-55,347.03	-55,347.03	-
828600 Capital Transfer Account	112,603,191.70	30,412,365.45	82,190,826.25
828700 PIR FRB Book Transfer			-
Total miscellaneous liability accounts	<u>29,963,696,729.22</u>	<u>25,939,668,558.83</u>	<u>4,024,028,170.39</u>
Total liability accounts	<u>22,811,962,968,281.50</u>	<u>21,197,526,870,229.70 R</u>	<u>1,614,436,098,051.83</u>

1 Major sources of information used to determine Treasury's operating cash include Federal Reserve Banks, the Treasury Regional Finance Centers, the Internal Revenue Service Centers, the Bureau of the Fiscal Service and various electronic systems. Deposits are reflected as received and withdrawals are reflected as processed.

2 The difference between Gold and Gold Certificates represents 100,000 fine troy ounces of unmonetized gold held by the U.S. Mint as assurance that Gold Certificates are fully backed by Reserve Gold.

3 Rounding differences are due to system application errors
r Revised

Part Two

Details of Receipts

Receipts by Source Categories

Classification	Account Symbol				Receipt Offset Against Outlays
	AID	A	MAIN	SUB	
Budget Receipts					
Individual Income Taxes					
Withheld Individual Income and FICA Taxes	020		0101	000	1,498,653,447,192.84
Individual Income Tax, Other	020		0110	000	823,913,566,983.63
Refunding Internal Revenue Collections (Indefinite), Treasury	020	X	0903	000	-278,435,943,734.30
Unidentified Cash Collections, Federal Tax Deposits, Internal Revenue Service, Ogden, Utah	020		F 3820	029	988,084.54
Presidential Election Campaign Fund	020	X	5081	001	24,091,077.00
Fees, Private Collection Agent Program, Internal Revenue Service, Treasury	020	X	5510	001	110,444,032.75
Fees, Special Compliance Personnel Program, Internal Revenue Service, Treasury	020	X	5622	001	110,444,032.75
Total, Individual Income Taxes					2,044,377,037,669.21
Corporation Income Taxes					
Corporation Income and Excess Profits Taxes	020		0111	000	419,352,872,357.06
Refunding Internal Revenue Collections (Indefinite), Treasury	020	X	0903	000	-47,521,517,634.62
Total, Corporation Income Taxes					371,831,354,722.44
Social Insurance and Retirement Receipts					
Employment and General Retirement					
Federal Old-Age and Survivors Insurance Trust Fund:					
Transfers from General Fund of Amounts Equal to FICA Taxes, Federal Old-Age and Survivors Insurance Trust Fund	028	X	8006	001	770,274,784,426.18
Transfers from General Fund of Amounts Equal to SECA Taxes, Federal Old-Age and Survivors Insurance Trust Fund	028	X	8006	011	43,759,366,508.06
Total, Federal Old-Age and Survivors Insurance Trust Fund					814,034,150,934.24
Federal Disability Insurance Trust Fund:					
Transfers from General Fund of Amounts Equal to FICA Taxes, Federal Disability Insurance Trust Fund	028	X	8007	001	130,843,505,295.68
Transfers from General Fund of Amounts Equal to SECA Taxes, Federal Disability Insurance Trust Fund	028	X	8007	011	7,444,566,941.10
Total, Federal Disability Insurance Trust Fund					138,288,072,236.78
Federal Hospital Insurance Trust Fund:					
Transfers from General Fund of Amounts Equal to FICA Taxes, Federal Hospital Insurance Trust Fund	075	X	8005	001	273,479,149,486.50
Receipts from Railroad Retirement Account, Federal Hospital Insurance Trust Fund	075	X	8005	010	551,800,000.00
Transfers from General Fund of Amounts Equal to SECA Taxes, Federal Hospital Insurance Trust Fund	075	X	8005	011	20,787,360,988.03
Total, Federal Hospital Insurance Trust Fund					294,818,310,474.53
Railroad Retirement:					
Taxes, Social Security Equivalent Benefit Account, Railroad Retirement Board	060	X	8010	002	2,394,455,979.39
Receipts Transferred to Federal Hospital Insurance Trust Fund, Social Security Equivalent Benefit Account, Railroad Retirement Board	060	X	8010	021	-551,800,000.00
Railroad Retirement Taxes, Railroad Retirement Account	060	X	8011	002	2,874,561,217.95
Total, Railroad Retirement					4,717,217,197.34
Total, Employment and General Retirement					1,251,857,750,842.89
Unemployment Insurance					
Federal Unemployment Tax Act Taxes	020		0121	000	-8,519.82
Transfers from General Fund of Amounts Equal to FUTA Taxes, Unemployment Trust Fund	016	X	8042	001	6,141,147,414.64
State Accounts, Deposits by States, Unemployment Trust Fund	016	X	8042	003	50,349,726,585.39
Deposits by Railroad Retirement Board, Unemployment Trust Fund	016	X	8042	005	110,943,469.26
Total, Unemployment Insurance					56,601,808,949.47
Other Retirement					
Federal Employees' Retirement--Employee Share:					
Deductions from Employees Salaries, Judicial Survivors Annuities Fund, The Judiciary	010	X	8110	001	9,307,410.81
Deductions from Employees Salaries, Tax Court Judges Survivors Annuity Fund, United States Tax Court	023	X	8115	001	392,507.99
Judicial Officers Annuities Deducted from Employees Salaries, The Judiciary	010	X	8122	001	3,803,428.39
Deductions from Employees Salaries, Civil Service Retirement and Disability Fund	024	X	8135	001	4,967,476,149.73
Voluntary Contributions, Donations, Service Credit Payments, Etc., Civil Service Retirement and Disability Fund	024	X	8135	003	574,019,923.27
Deductions from Employees' Salaries, Foreign Service Retirement and Disability Fund, State	019	X	8186	001	39,106,459.77
Voluntary Contributions, Donations, Service Credit Payments, Etc., Foreign Service Retirement and Disability Fund, Suspense	019	X	8186	003	1,149,511.40
Deductions from Employees Salaries	020	X	8212	001	625,530.88
Employee Contributions, United States Court of Appeals for Veterans Claims	345	X	8290	001	89,055.12
Deductions, Armed Forces Retirement Home Trust Fund, Armed Forces Retirement Home	084	X	8522	001	7,026,921.16
Total, Federal Employees' Retirement--Employee Share					5,602,996,898.52
Non-Federal Employees Retirement:					
Contributions from Employing Non-Federal Agencies, Civil Service Retirement and Disability Fund	024	X	8135	021	26,370,892.78
Total, Other Retirement					5,629,367,791.30
Total, Social Insurance and Retirement Receipts					1,314,088,927,583.66
Excise Taxes					
Excise Taxes, State	019		0152	000	885.34
Excise Taxes	020		0152	000	1,439,015,347.24
Excise Taxes-TTB	020		0152	010	18,628,441,863.50
Excise Taxes, U.S. Customs and Border Protection, Homeland Security	070		0152	000	4,584,262,025.05
Refunding Internal Revenue Collections (Indefinite), Treasury	020	X	0903	000	-7,996,759,719.39
Recovery from Airport and Airway Trust Fund for Refunds of Taxes	020		3094	000	13,272,876.25
Land and Water Conservation Fund, Motorboat Fuels Tax, National Park Service	014		5005	003	1,000,000.00
Federal Aid to Wildlife Restoration Fund 1975	014	X	5029	003	1,161,561,912.88
Aviation User Fees, Overflight Fees, Federal Aviation Administration, Transportation	069	X	5422	001	36,050,471.94
Aviation Fees, Overflight Fees, Federal Aviation Administration, Transportation	069		5422	004	-0.34
Deposits, Internal Revenue Collections for Puerto Rico	020	X	5737	001	519,681,674.05

Receipts by Source Categories

Classification	Account Symbol				Receipt Offset Against Outlays
	AID	A	MAIN	SUB	
Budget Receipts - Continued					
Fee on Branded Prescription Pharmaceutical Manufacturers and Importers, Federal Supplementary Medical Insurance Trust Fund	075	X	8004	008	2,790,456,280.39
Deposits, Highway Account, (Highway Trust Fund)	069	X	8102	001	38,037,483,696.35
Deposits, Mass Transit Account (Highway Trust Fund)	069	X	8102	011	5,425,314,903.61
Deposits, Airport and Airway Trust Fund	069	X	8103	001	8,183,642,217.40
Transfer from General Fund, Black Lung Benefits Revenue Act Taxes, Black Lung Disability Trust Fund	016	X	8144	001	285,997,910.00
Transfers from the General Fund for the Sport Fish Restoration Account, Aquatic Resources Trust Fund	070	X	8147	002	598,629,558.99
Transfers from General Fund of Amounts Equal to Certain Taxes, Leaking Underground Storage Tank Trust Fund	068	X	8153	001	241,786,318.87
Excise Taxes for Tobacco Assessments, Tobacco Trust Fund, Commodity Credit Corporation	012	X	8161	001	1,769,592.83
Transfer from General Fund of Amounts Equivalent to Certain Taxes, Vaccine Injury Compensation Trust Fund, Health and Human Services	075	X	8175	001	312,902,783.66
Transfers from General Fund of Amount Equal to Certain Taxes, Oil Spill Liability Trust Fund	070	X	8185	001	552,450,545.15
Fees on Health Insurance and Self-Insured Health Plans, Patient-Centered Outcomes Research Trust Fund	579		8299	001	326,572,804.80
Transfer from General Fund, Inland Waterways Revenue Act Taxes, Inland Waterways Trust Fund	096	X	8861	001	127,650,630.89
Total, Excise Taxes					75,271,184,579.46
Estate and Gift Taxes					
Estate and Gift Taxes	020		0153	000	28,045,738,889.81
Refunding Internal Revenue Collections (Indefinite), Treasury	020	X	0903	000	-905,663,683.66
Total, Estate and Gift Taxes					27,140,075,206.15
Customs Duties					
Duties on Imports	020		0310	000	59,523,378,801.98
Refunds and Drawbacks, United States Customs Service (Indefinite), Treasury	070	X	0505	000	-6,965,842,291.67
Import Duties on Arms and Ammunition	014	X	5137	002	81,842,709.73
30% of Customs Duties, Funds for Strengthening Markets, Income, and Supply (Section 32)	012		5209	001	25,671,792,798.84
3.08 Percent of Custom Duties, Agricultural Disaster Relief Trust Fund, Farm Service Agency, Agriculture	012	X	5531	001	67,184.96
Transfers from General Fund of Amounts Equal to Certain Customs Duties, Reforestation Trust Fund, Forest Service	012	X	8046	001	30,000,000.00
Custom Duties, Aquatic Resources Trust Fund, Sport Fish Restoration	070	X	8147	005	86,419,076.27
Transfers from General Fund of Amounts Equal to Certain Taxes, Harbor Maintenance Trust Fund	096	X	8863	001	1,557,171,206.19
Total, Customs Duties					79,984,829,486.30
Miscellaneous Receipts					
Miscellaneous Taxes					
National Indian Gaming Commission, Gaming Activity Fees, Interior	014	X	5141	003	20,079,169.71
Deposits, Duties and Taxes, Puerto Rico, USCS, Homeland Security	070	X	5687	001	300,836,551.48
Total, Miscellaneous Taxes					320,915,721.19
Deposit of Earnings, Federal Reserve System					
Deposit of Earnings, Federal Reserve System	020		0650	000	100,054,148,597.23
Transfers from the Federal Reserve					
Transfers from the Federal Reserve Board, Bureau of Consumer Financial Protection Fund	581	X	5577	001	595,900,000.00
Defense Cooperation					
Contributions from Kuwait, Host Nation Support for U.S. Relocation Activities	097	X	8337	001	55,069,990.56
Contributions from Japan, Host Nation Support for U.S. Relocation Activities	097	X	8337	003	49,272,991.34
Contributions from South Korea, Host Nation Support for U.S. Relocation Activities	097	X	8337	004	66,004,538.43
Contributions from Japan, Support for U.S. Relocation to Guam Activities, Defense	097	X	8358	001	401,940,000.00
Total, Defense Cooperation					572,287,520.33
Fees for Permits and Regulatory and Judicial Services					
Immigration, Passport, and Consular Fees	015		0830	000	11.31
Immigration, Passport, and Consular Fees	019		0830	000	497,277,368.76
Breached Bond Penalties, Immigration and Customs Enforcement, Homeland Security	070		0834	000	8,000,000.00
Registration and Filing Fees	010		0850	000	1,231,101.24
Registration and Filing Fees	020		0850	000	3,725.00
Registration, Filing and Transaction Fees, Securities and Exchange Commission	050		0850	150	782,930,082.65
Registration and Filing Fees	070		0850	000	1,243,525.00
Registration and Filing Fees, Commodity Futures Trading Commission	339		0850	140	1,310,369.00
Registration Fees, Drug Enforcement Administration	015		0854	000	15,000,000.00
Filing Fees, The Judiciary	010		0864	000	39,270,219.53
Filing Fees, Bankruptcy, The Judiciary	010		0865	000	202,505.97
Fees for Legal and Judicial Services, Not Otherwise Classified	010		0869	000	33,616,643.46
Fees for Legal and Judicial Services, Not Otherwise Classified	016		0869	000	377.73
Fees for Legal and Judicial Services, Not Otherwise Classified	019		0869	000	329.00
Fees for Legal and Judicial Services, Not Otherwise Classified	023		0869	000	32,020.00
Fees for Legal and Judicial Services, Not Otherwise Classified	036		0869	000	153.00
Fees for Legal and Judicial Services, Not Otherwise Classified, Court of Appeals for Veterans Affairs	345		0869	042	135,430.00
Chapter Eleven Filing Fees, Bankruptcy, Justice	015		0870	000	5,400,000.00
Miscellaneous Fees for Regulatory and Judicial Services, Not Otherwise Classified	012		0891	000	1,745,281.76
Miscellaneous Fees for Regulatory and Judicial Services, Not Otherwise Classified	013		0891	000	1,509,228.92
Miscellaneous Fees for Regulatory and Judicial Services, Not Otherwise Classified	014		0891	000	9,779.56
Miscellaneous Fees for Regulatory and Judicial Services, Not Otherwise Classified	015		0891	000	5,772,335.84
Miscellaneous Fees for Regulatory and Judicial Services, Not Otherwise Classified	019		0891	000	113,745.57
Miscellaneous Fees for Regulatory and Judicial Services, Not Otherwise Classified	020		0891	000	615,993,852.00
Miscellaneous Fees for Regulatory and Judicial Services, Not Otherwise Classified	021		0891	000	464,465.33
Miscellaneous Fees for Regulatory and Judicial Services, Not Otherwise Classified	057		0891	000	320.00
Miscellaneous Fees for Regulatory and Judicial Services, Not Otherwise Classified	096		0891	000	3,165,158.83
Users Fees for IRS Ruling and Determination	020		2411	000	2,835,067.32
Temporary L-1 Visa Fee Increase, U.S. Citizenship and Immigration Services, Homeland Security	070		2426	000	2,435,000.00

Receipts by Source Categories

Classification	Account Symbol				Receipt Offset Against Outlays
	AID	A	MAIN	SUB	
Budget Receipts - Continued					
Temporary H-1B Visa Fee Increase, U.S. Citizenship and Immigration Services, Homeland Security	070		2427	000	25,930,500.00
Full Cost Recovery Fees Pursuant to OMB Circular No. A-25	012		2497	000	5,417,492.05
Coal Mining Reclamation Fees, Office of Surface Mining Reclamation and Enforcement	014	X	5015	006	112,163,474.33
Registry Fees, Appraisal Subcommittee	362	X	5026	001	8,211,776.50
Incremental Registry Fees (Dodd-Frank Act), Appraisal Subcommittee	362		5026	003	1,772,565.22
Deposits, Perishable Agricultural Commodities Act Fund	012	X	5070	001	11,296,379.01
Filing Fees, The Judiciary	010	X	5100	001	153,901,082.08
Registry Administration Account, The Judiciary	010	X	5101	001	20,334.57
Licenses Under Federal Power Act from Public Lands and National Forests, Payment to States	089		5105	000	5,687,335.16
Fees, Practice and Registration Fees Fund, United States Court of Appeals for Veterans Claims	345	X	5113	001	23,150.00
Earnings on Investments, Fishermen's Contingency Fund	013	X	5120	002	354.65
Earnings on Investments, Foreign Fishing Observer Fund	013	X	5122	002	541.07
Licenses Under Federal Power Act, Improvement of Navigable Waters, Maintenance and Operation of Dams, Etc.	096		5125	000	10,549,498.35
Migratory Birds Hunting Stamps	014	X	5137	001	22,336,370.96
Migratory Birds Hunting Stamps (Conservation Easements), U.S. Fish and Wildlife Service, Interior	014	X	5137	004	14,712,558.02
Agricultural Quarantine Inspection User Fee Account, Animal and Plant Health Inspection Service	012	X	5161	001	319,997,819.44
Fees from JSCT (Jukebox, Satellite, and Cable Television) for Operating Costs, Copyright Office, Library of Congress	003	X	5175	001	5,504,660.00
Universal Service Fund, Federal Communications Commission	027	X	5183	001	9,189,627,194.94
Permit Title Registration Fee, Limited Access System Administration Fund, National Oceanic and Atmospheric Administration	013	X	5284	001	11,962,875.05
Enrolled Agent Fees Increase, Internal Revenue Service, Miscellaneous Retained Fees, Treasury	020	X	5432	004	7,911,953.76
Tax Preparer Registration Fees, IRS Miscellaneous Retained Fees, Internal Revenue Service, Treasury	020	X	5432	006	16,003,407.00
Access Fees, Western Pacific Sustainable Fisheries Fund, National Oceanic Atmospheric Administration	013	X	5439	001	589,370.00
Fees on GSES for Administrative Expenses, Federal Housing Finance Agency	537	X	5532	001	335,229,139.00
Registration Fees, Securities and Exchange Commission Reserve Fund	050	X	5566	001	50,000,000.00
Interstate Land Sales, Bureau of Consumer Financial Protection	581	X	5577	003	95,100.00
Fees, Travel Promotion Fund, Corporation for Travel Promotion	580		5585	001	12,968,820.00
Fees and Assessments, Financial Research Fund, Departmental Offices, Treasury	020	X	5590	001	68,566,911.00
Electronic System for Travel Authorization (ESTA) Fees, U.S. Customs and Border Protection, Homeland Security	070	X	5595	001	5,341,752.00
Fees, North Pacific Fishery Observer Fund, National Oceanic and Atmospheric Administration, Commerce	013	X	5598	001	2,457,283.77
Fees, HIRE Vets Medallion Award Fund, Departmental Management, Labor	016		5623	001	145,970.00
Fees for Regulatory and Judicial Services, United States Tax Court	023	X	5633	001	1,341,122.42
Contributions for Telecommunications Relay Services, Telecommunications Relay Services Fund	027	X	5700	001	1,562,173,972.86
Receipts, Risk Adjustment Program, Centers for Medicare and Medicaid Services	075	X	5733	001	6,886,958,861.20
Contributions, Transitional Reinsurance Program, Centers for Medicare and Medicaid Services	075	X	5735	001	980,688.56
Total, Fees for Permits and Regulatory and Judicial Services					20,869,578,409.75
Fines, Penalties, and Forfeitures					
Fines, Penalties, and Forfeitures, Agricultural Laws	012		1010	000	2,697,535.75
Fines, Penalties, and Forfeitures, Economic Stabilization Laws	021		1020	000	450.75
Fines, Penalties, and Forfeitures, Immigration and Labor Laws	016		1030	000	159,800,658.41
Fines, Penalties, and Forfeitures, Immigration and Labor Laws	070		1030	000	12,492,062.20
Fines, Penalties, and Forfeitures, Customs, Commerce and Antitrust Laws	013		1040	000	3,645,359.37
Fines, Penalties, and Forfeitures, Customs, Commerce and Antitrust Laws	015		1040	000	2,995,160.38
Fines, Penalties, and Forfeitures, Customs, Commerce and Antitrust Laws	020		1040	000	320,000,000.00
Fines, Penalties, and Forfeitures, Customs, Commerce and Antitrust Laws	029		1040	000	146,196,987.19
Fines, Penalties, and Forfeitures, Customs, Commerce and Antitrust Laws	061		1040	000	7,950,000.00
Fines, Penalties, and Forfeitures, Customs, Commerce and Antitrust Laws	069		1040	000	52,154,177.29
Fines, Penalties, and Forfeitures, Customs, Commerce and Antitrust Laws	070		1040	000	116,498,628.10
Fines, Penalties, and Forfeitures, Narcotic, Prohibition and Alcohol Laws, DEA, Justice	015		1050	011	10,213,238.04
Forfeitures of Unclaimed Money and Property	003		1060	000	36.04
Forfeitures of Unclaimed Money and Property	010		1060	000	1,631,249.64
Forfeitures of Unclaimed Money and Property	011		1060	000	244.34
Forfeitures of Unclaimed Money and Property	012		1060	000	262,538.64
Forfeitures of Unclaimed Money and Property	014		1060	000	238,758.31
Forfeitures of Unclaimed Money and Property	015		1060	000	-10.67
Forfeitures of Unclaimed Money and Property, DEA, Justice	015		1060	002	149,533.62
Forfeitures of Unclaimed Money and Property, BOP, Justice	015		1060	010	25,144.39
Forfeitures of Unclaimed Money and Property	017		1060	000	93,832.02
Forfeitures of Unclaimed Money and Property	019		1060	000	131,555.80
Forfeitures of Unclaimed Money and Property -FSM	020		1060	018	4,988,456.67
Forfeitures of Unclaimed Money and Property -FSD	020		1060	070	103,659.82
Forfeitures of Unclaimed Money and Property	021		1060	000	24,377,033.37
Forfeitures of Unclaimed Money and Property	036		1060	000	4,878.90
Forfeitures of Unclaimed Money and Property	050		1060	000	1,192.40
Forfeitures of Unclaimed Money and Property	057		1060	000	120,347.36
Forfeitures of Unclaimed Money and Property	069		1060	000	45,656.05
Forfeiture of Unclaimed Money and Property	070		1060	000	105,221.08
Forfeitures of Unclaimed Money and Property	091		1060	000	38,460.68
Forfeitures of Unclaimed Money and Property	096		1060	000	126.48
Forfeitures of Unclaimed Money and Property	097		1060	000	1,471,926.18
Fines, Penalties, and Forfeitures, Mine Safety and Health Administration	016		1080	000	34,251,038.87
Fines, Penalties, and Forfeitures, Not Otherwise Classified	000		1099	000	4,000.00
Fines, Penalties, and Forfeitures, Not Otherwise Classified	005		1099	000	602.85
Fines, Penalties, and Forfeitures, Not Otherwise Classified	010		1099	000	796,153.24
Fines, Penalties, and Forfeitures, Not Otherwise Classified	012		1099	000	42,436,068.09
Fines, Penalties, and Forfeitures, Not Otherwise Classified	013		1099	000	38,950.65
Fines, Penalties, and Forfeitures, Not Otherwise Classified	014		1099	000	6,690,746.99
Fines, Penalties, and Forfeitures, Not Otherwise Classified	015		1099	000	23,579.42
Fines, Penalties, and Forfeitures, Not Otherwise Classified, FBI, Justice	015		1099	002	6,280.35
Fines, Penalties, and Forfeitures, Not Otherwise Classified, General Administration, Justice	015		1099	003	2,059,904,109.48
Fines, Penalties, and Forfeitures, Not Otherwise Classified, ATF, Justice	015		1099	007	121,657.93
Fines, Penalties, and Forfeitures, Not Otherwise Classified, BOP, Justice	015		1099	010	1,789.53
Fines, Penalties, and Forfeitures, Not Otherwise Classified	016		1099	000	1,137,465.17
Fines, Penalties, and Forfeitures, Not Otherwise Classified	017		1099	000	506,679.38
Fines, Penalties, and Forfeitures, Not Otherwise Classified	019		1099	000	11,802,225.00
Fines, Penalties, and Forfeitures, Not Otherwise Classified, Departmental Offices, Treasury	020		1099	001	109,830.46
Fines, Penalties, and Forfeitures, Not Otherwise Classified, Inspector General For Tax Administration, Treasury	020		1099	004	12,895.08
Fines, Penalties, and Forfeitures, Not Otherwise Classified, Office of Inspector General, Treasury	020		1099	008	3.69
Fines, Penalties, and Forfeitures, Not Otherwise Classified, Internal Revenue Service, Treasury	020		1099	009	103,663.76

Receipts by Source Categories

Classification	Account Symbol				Receipt Offset Against Outlays
	AID	A	MAIN	SUB	
Budget Receipts - Continued					
Fines, Penalties, and Forfeitures, Not Otherwise Classified, Bureau of the Fiscal Service, Treasury	020		1099	012	1,165.34
Fines, Penalties, and Forfeitures, Not Otherwise Classified, Special Inspector General TARP, Treasury	020		1099	015	325.60
Fines, Penalties, and Forfeitures, Not Otherwise Classified, United States Mint, Treasury	020		1099	016	259.61
Fines, Penalties, and Forfeitures, Not Otherwise Classified, Fiscal Services Miscellaneous, Treasury	020		1099	018	155,194,302.31
Fines, Penalties, and Forfeitures, Not Otherwise Classified, Internal Revenue Service/Revenue, Treasury	020		1099	019	216,880,972.02
Fines, Penalties, and Forfeitures, Not Otherwise Classified, Community Development Financial Institution, Treasury	020		1099	028	74,731.98
Fines, Penalties, and Forfeitures, Not Otherwise Classified, D.C. Pensions Fund, Treasury	020		1099	056	6,120.61
Fines, Penalties, and Forfeitures, Not Otherwise Classified, Exchange Stabilization Fund, Treasury	020		1099	065	4.71
Fines, Penalties, and Forfeitures, Not Otherwise Classified, Fiscal Services Debt, Treasury	020		1099	070	302,004.99
Fines, Penalties, and Forfeitures, Not Otherwise Classified, Office of the Comptroller of Currency, Treasury	020		1099	071	1,063,984,105.66
Fines, Penalties, and Forfeitures, Not Otherwise Classified, Departmental Franchise Fund, Treasury	020		1099	074	19.60
Fines, Penalties, and Forfeitures, Not Otherwise Classified	021		1099	000	11,733,022.49
Fines, Penalties, and Forfeitures, Not Otherwise Classified, National Credit Union Administration	025		1099	000	66.22
Fines, Penalties, and Forfeitures, Not Otherwise Classified	027		1099	000	203,227,799.47
Fines, Penalties, and Forfeitures, Not Otherwise Classified	031		1099	000	577,033.66
Fines, Penalties, and Forfeitures, Not Otherwise Classified	036		1099	000	39,884.21
Fines, Penalties, and Forfeitures, Not Otherwise Classified	047		1099	000	220,820.44
Fines, Penalties, and Forfeitures, Not Otherwise Classified, National Science Foundation	049		1099	000	6,197.29
Fines, Penalties, and Forfeitures, Not Otherwise Classified	050		1099	000	152,959,015.28
Fines, Penalties, and Forfeitures, Not Otherwise Classified, Federal Deposit Insurance Corporation	051		1099	000	14,450,000.00
Fines, Penalties, and Forfeitures, Not Otherwise Classified	057		1099	000	218,579.34
Fines, Penalties, and Forfeitures, Not Otherwise Classified	068		1099	000	1,065,103,641.97
Fines, Penalties, and Forfeitures, Not Otherwise Classified	069		1099	000	355,017.23
Fines, Penalties, and Forfeitures, Not Otherwise Classified	070		1099	000	692,599.68
Fines, Penalties, and Forfeitures, Not Otherwise Classified, Centers for Medicare and Medicaid Services, Health and Human Services	075		1099	005	2,821.46
Fines, Penalties, and Forfeitures, Not Otherwise Classified, Food & Drug Administration, Health and Human Services	075		1099	006	5,329.28
Fines, Penalties, and Forfeitures, Not Otherwise Classified	080		1099	000	55,269.69
Fines, Penalties, and Forfeitures, Not Otherwise Classified, Armed Forces Retirement Home	084		1099	000	2,126.63
Fines, Penalties, and Forfeitures, Not Otherwise Classified	086		1099	000	280.11
Fines, Penalties, and Forfeitures, Not Otherwise Classified, National Archives and Records Administration	088		1099	000	3,095.56
Fines, Penalties, and Forfeitures, Not Otherwise Classified	089		1099	000	12,271,946.85
Fines, Penalties, and Forfeitures, Not Otherwise Classified	090		1099	000	334.96
Fines, Penalties, and Forfeitures, Not Otherwise Classified	091		1099	000	2,170,604.21
Fines, Penalties, and Forfeitures, Not Otherwise Classified	096		1099	000	83,385.44
Fines, Penalties, and Forfeitures, Not Otherwise Classified	097		1099	000	3,161,953.32
Fines, Penalties, and Forfeitures, Not Otherwise Classified, Commodity Futures Trading Commission	339		1099	140	545,527,183.60
Fines, Penalties, and Forfeitures, Not Otherwise Classified, Federal Election Commission	360		1099	160	1,255,667.03
Fines, Penalties, and Forfeitures, Not Otherwise Classified, Federal Mine Safety and Health Review Commission	368		1099	028	14.77
Fines, Penalties, and Forfeitures, Not Otherwise Classified, United States Interagency Council on Homelessness	376		1099	013	223.61
Fines, Penalties, and Forfeitures, Corporation for National Services	485		1099	055	2,105.00
Fines, Penalties, and Forfeitures, Not Otherwise Classified, Election Assistance Commission	525		1099	062	51.39
Fines, Penalties, and Forfeitures, Not Otherwise Classified, Federal Housing Finance Agency	537		1099	080	200.00
Fines, Penalties, and Forfeitures, Not Otherwise Classified, Bureau of Consumer Financial Protection	581		1099	085	13,412,390.81
Fines, Penalties, and Forfeitures, Crime Victims Fund, Justice	015	X	5041	001	774,141,746.13
Child Pornography Victims Reserve Assessments, Crime Victims Fund, Justice	015	X	5041	004	188,156.65
Forfeited Cash and Proceeds from the Sale of Forfeited Property, Justice	015	X	5042	001	1,382,698,302.33
Deposits, Civil Penalties, Office of Surface Mining Reclamation and Enforcement	014	X	5063	001	44,241.93
Fines, Penalties, and Forfeitures, Migratory Bird, North American Wetlands Conservation Fund, United States Fish and Wildlife Service	014		5241	000	141,309.72
Civil Penalties, Failure to Depart and Document Fraud, Immigration Enforcement Account, U.S. Immigration and Customs Enforcement, Homeland Security	070	X	5451	003	35,819.31
Monetary Sanctions, Investor Protection Fund, Securities and Exchange Commission	050	X	5567	001	472,066,246.30
Penalties and Fines, Consumer Financial Protection, Bureau of Consumer Financial Protection	581	X	5578	001	61,411,211.00
Fines, Penalties, and Forfeitures, Domestic Trafficking Victims' Fund, Office of Justice Programs, Justice	015	X	5606	001	1,307,562.03
Fines, Penalties, and Forfeitures, United States Victims of State Sponsored Terrorism Fund, General Legal Activities, Justice	015	X	5608	001	43,039,646.45
Fines and Fees, District of Columbia Victims Compensation Fund, District of Columbia Courts	349	X	5676	001	4,772,386.61
Penalties, Abandoned Seafarers Fund, Coast Guard, Homeland Security	070		5677	001	399,999.00
Antidumping and Countervailing Duties, Continued Dumping and Subsidy Offset, United States Customs Service	020	X	5688	001	1,005,899.12
Forfeited Cash and Proceeds from the Sale of Forfeited Properties, Treasury Forfeiture Fund	020	X	5697	001	783,957,242.65
Federal Hospital Insurance Trust Fund Civil Penalties and Damages	075	X	8005	049	385,310,565.04
Receipts, Relief and Rehabilitation, Longshoremen's and Harbor Workers' Compensation Act, as Amended, Labor	016	X	8130	001	84,148,776.53
Receipts, Relief and Rehabilitation, Workmen's Compensation Act, within the District of Columbia, Labor	016	X	8134	001	4,919,272.00
Fines and Penalties, Hazardous Substance Superfund	068	X	8145	003	1,655,866.99
Fines and Penalties, Oil Spill Liability Trust Fund, Homeland Security	070	X	8185	003	73,660,969.49
Fines and Forfeitures, Armed Forces Retirement Home Trust Fund, Armed Forces Retirement Home	084	X	8522	003	19,933,915.95
Administrative and Civil Penalties, Gulf Coast Restoration Trust Fund, Bureau of the Fiscal Service, Treasury	020	X	8625	001	303,448,276.00
Proceeds of Sales of Unclaimed, Abandoned, and Seized Goods, USCS, Homeland Security	070	X	8789	001	1,417,309.82
Total, Fines, Penalties, and Forfeitures					10,890,069,233.02
Restitutions, Reparations, and Recoveries Under Military Occupation					
Recoveries Under Military Occupation	017		1125	000	150.00
Refunds and Recoveries					
Refund of Moneys Erroneously Received and Covered (Indefinite), Treasury	020	X	1807	000	-17,450,151.33
Total, Miscellaneous Receipts					133,285,449,480.19
Total, Budget Receipts					4,045,978,858,727.41
Proprietary Receipts from the Public					
Interest					
Interest on Foreign Loans and Deferred Foreign Collections:					
Interest on Quota in International Monetary Fund (Article V, Section 9), Treasury	020		1463	001	21,745,248.17
Interest on Loans to International Monetary Fund, Treasury	020		1463	002	1,143,821.36
Interest Received on Loans and Credits to Foreign Nations, Treasury	020		1464	000	140,994.46
Total, Interest on Foreign Loans and Deferred Foreign Collections					23,030,063.99

Receipts by Source Categories

Classification	Account Symbol				Receipt Offset Against Outlays
	AID	A	MAIN	SUB	

Proprietary Receipts from the Public - Continued

Other Interest (Domestic--Civil):

General Fund Proprietary Interest, Not Otherwise Classified	005		1435	000	135.43
General Fund Proprietary Interest, Not Otherwise Classified	010		1435	000	8,558.27
General Fund Proprietary Interest, Not Otherwise Classified	012		1435	000	495,697.59
General Fund Proprietary Interest, Not Otherwise Classified	013		1435	000	42,107.10
General Fund Proprietary Interest, Not Otherwise Classified	014		1435	000	25,012,756.99
General Fund Proprietary Interest, Not Otherwise Classified	015		1435	000	12,627.99
General Fund Proprietary Interest, Not Otherwise Classified, FBI, Justice	015		1435	002	9,992.60
General Fund Proprietary Interest, Not Otherwise Classified, OJP, Justice	015		1435	004	16,675.65
General Fund Proprietary Interest, Not Otherwise Classified, ATF, Justice	015		1435	007	28.90
General Fund Proprietary Interest, Not Otherwise Classified, BOP, Justice	015		1435	010	6,032.49
General Fund Proprietary Interest, Not Otherwise Classified	016		1435	000	868,585.29
General Fund Proprietary Interest, Not Otherwise Classified	017		1435	000	-1,639.07
General Fund Proprietary Interest, Not Otherwise Classified	019		1435	000	2,781,917.64
General Fund Proprietary Interest, Not Otherwise Classified, Departmental Offices, Treasury	020		1435	001	11,381.09
General Fund Proprietary Interest, Not Otherwise Classified, Inspector General For Tax Administration, Treasury	020		1435	004	0.55
General Fund Proprietary Interest, Not Otherwise Classified, Office Of Inspector General, Treasury	020		1435	008	1.22
General Fund Proprietary Interest, Not Otherwise Classified, Internal Revenue Service, Treasury	020		1435	009	19,910.23
General Fund Proprietary Interest, Not Otherwise Classified, Alcohol and Tax and Trade Bureau, Treasury	020		1435	010	0.33
General Fund Proprietary Interest, Not Otherwise Classified, Bureau of the Fiscal Service, Treasury	020		1435	012	106.28
General Fund Proprietary Interest, Not Otherwise Classified, United States Mint, Treasury	020		1435	016	177.74
General Fund Proprietary Interest, Not Otherwise Classified, Fiscal Services Miscellaneous, Treasury	020		1435	018	1,625,668.47
General Fund Proprietary Interest, Not Otherwise Classified, Fiscal Services Umbrella, Treasury	020		1435	023	372,033.47
General Fund Proprietary Interest, Not Otherwise Classified, Community Development Financial Institution, Treasury	020		1435	028	9,415.23
General Fund Proprietary Interest, Not Otherwise Classified, Financial Crimes Enforcement Network, Treasury	020		1435	046	3.91
General Fund Proprietary Interest, Not Otherwise Classified, D.C. Pensions Fund, Treasury	020		1435	056	1,108.49
General Fund Proprietary Interest, Not Otherwise Classified, Office of Internal Affairs, Exchange Stabilization Fund, Treasury	020		1435	065	650.89
General Fund Proprietary Interest, Not Otherwise Classified, Fiscal Services Debt, Treasury	020		1435	070	65,958.74
General Fund Proprietary Interest, Not Otherwise Classified, Departmental Franchise Fund, Treasury	020		1435	074	4.69
General Fund Proprietary Interest, Not Otherwise Classified, National Credit Union Administration	025		1435	000	50.50
General Fund Proprietary Interest, Not Otherwise Classified, Social Security Administration	028		1435	000	4,020.48
General Fund Proprietary Interest, Not Otherwise Classified	031		1435	000	27,689.87
General Fund Proprietary Interest, Not Otherwise Classified	036		1435	000	764,923.34
General Fund Proprietary Interest, Not Otherwise Classified	047		1435	000	73,780.81
General Fund Proprietary Interest, Not Otherwise Classified	049		1435	000	3,654.67
General Fund Proprietary Interest, Not Otherwise Classified	050		1435	000	2,767.18
General Fund Proprietary Interest, Not Otherwise Classified	057		1435	000	11,287.02
General Fund Proprietary Interest, Not Otherwise Classified	061		1435	000	0.15
General Fund Proprietary Interest, Not Otherwise Classified	068		1435	000	876,209.44
General Fund Proprietary Interest, Not Otherwise Classified	069		1435	000	1,683,505.00
General Fund Proprietary Interest, Not Otherwise Classified	070		1435	000	54,455,231.14
General Fund Proprietary Interest, Not Otherwise Classified	072		1435	000	1,174,539.26
General Fund Proprietary Interest, Not Otherwise Classified, Office of the Secretary, Health and Human Services	075		1435	001	44,098,770.69
General Fund Proprietary Interest, Not Otherwise Classified, Centers for Medicare and Medicaid Services, Health and Human Services	075		1435	005	158,707,051.57
General Fund Proprietary Interest, Not Otherwise Classified, Food & Drug Administration, Health and Human Services	075		1435	006	567,527.89
General Fund Proprietary Interest, Not Otherwise Classified, National Institutes of Health, Health and Human Services	075		1435	008	22,444.71
General Fund Proprietary Interest, Not Otherwise Classified, Centers for Disease Control, Health and Human Service	075		1435	009	2,935.70
General Fund Proprietary Interest, Not Otherwise Classified	080		1435	000	7,691.73
General Fund Proprietary Interest, Not Otherwise Classified	088		1435	000	613.27
General Fund Proprietary Interest, Not Otherwise Classified	089		1435	000	4,409,749.03
General Fund Proprietary Interest, Not Otherwise Classified, Selective Service System	090		1435	000	28.98
General Fund Proprietary Interest, Not Otherwise Classified	091		1435	000	3,701,527.15
General Fund Proprietary Interest, Not Otherwise Classified	096		1435	000	21,284,649.86
General Fund Proprietary Interest, Not Otherwise Classified	352		1435	000	0.21
General Fund Proprietary Interest, Not Otherwise Classified, Federal Mine Safety and Health Review Commission	368		1435	028	15.86
General Fund Proprietary Interest, Not Otherwise Classified, United States Interagency Council on Homelessness	376		1435	013	96.82
General Fund Proprietary Interest, Not Otherwise Classified, James Madison Memorial Fellowship Foundation	381		1435	002	1,816.66
General Fund Proprietary Interest, Not Otherwise Classified, Surface Transportation Board	472		1435	089	3.40
General Fund Proprietary Interest, Not Otherwise Classified, Corporation for National and Community Service	485		1435	055	9.60
General Fund Proprietary Interest, Not Otherwise Classified, Election Assistance Commission	525		1435	062	10.26
General Fund Proprietary Interest, Not Otherwise Classified, Bureau of Consumer Financial Protection	581		1435	085	102.55
Interest Payments from States, Cash Management Improvement, Treasury	020		1450	000	25,121,039.00
Post-Judgment Interest, Securities and Exchange Commission	050		1492	000	1,844,894.53
Interest Received from Credit Reform Financing Accounts	020		1499	000	47,400,934,906.79
Miscellaneous Interest, Reclamation Fund, Interior	014		5000	021	16,514,217.86
Interest on Late Payment of Coal Mining Reclamation Fees, Office of Surface Mining Reclamation and Enforcement	014	X	5015	007	65,466.49
Other, Office of Surface Mining Reclamation and Enforcement	014	X	5015	008	150,172.06
Interest on Investment in GSES, Tribal Special Fund, Bureau of Trust Funds Administration, Interior	014	X	5265	003	10,266,485.26
Interest, Financial Research Fund, Departmental Offices, Treasury	020	X	5590	002	35,938.48
Other Proprietary Receipts, Federal Supplementary Medical Insurance Trust Fund	075	X	8004	029	762,934.95
Other Proprietary Receipts, Federal Hospital Insurance Trust Fund	075	X	8005	029	1,175,982.71
Interest Income, Cash Management Improvement Act, Federal Disability Trust Fund	028	X	8007	014	17,927.00
Interest on Investment in GSES, Tribal Trust Fund, Bureau of Trust Funds Administration, Interior	014	X	8030	003	3,267,273.17
Income from Donated Securities, Library of Congress Trust Fund	003	X	8032	021	11,078,971.50
Interest on Unemployment Insurance Loans to States, Federal Unemployment Trust Fund	016	X	8042	004	57,479,862.69
Interest Income, Cash Management Improvement Act, Unemployment Trust Fund	016	X	8042	014	2,013,471.00
Interest Income, Cash Management Improvement Act, Highway Account (Highway Trust Fund)	069	X	8102	014	1,340,438.00
Interest Income, Cash Management Improvement Act, Mass Transit Account (Highway Trust Fund)	069	X	8102	015	37.00
Interest Income, Cash Management Improvement Act, Airport and Airway Trust Fund	069	X	8103	014	910.00
Interest and Dividends on Private Sector Holdings, National Railroad Retirement Investment Trust	060	X	8118	003	453,132,300.47
Interest Earned on Non-Federal Securities, National Archives and Records Administration	088	X	8127	003	525,618.50
Miscellaneous Interest, Black Lung Disability Trust Fund	016	X	8144	004	2,242,163.30
Total, Other Interest (Domestic--Civil)					48,311,213,613.76
Total, Interest					48,334,243,677.75

Dividends and Other Earnings

Receipts by Source Categories

Classification	Account Symbol				Receipt Offset Against Outlays
	AID	A	MAIN	SUB	

Proprietary Receipts from the Public - Continued

Gains and Losses on Private Sector Holdings, National Railroad Retirement Investment Trust	060	X	8118	001	6,452,601,873.94
Realized Gains on Non-Federal Securities, National Archives Gift Fund	088	X	8127	004	407,113.43
Total, Dividends and Other Earnings					6,453,008,987.37

Royalties and Rents

Rent and Bonuses from Land Leases for Resource Exploration and Extraction, Agriculture and Interior (31 USC 3513)	012		1811	000	67,318,426.51
Rent and Bonuses from Land Leases for Resource Exploration and Extraction, Agriculture and Interior	014		1811	000	15,764,244.35
Rent of Equipment and Other Personal Property, Army, Navy, Air Force	017		1840	000	287.42
Rent of Equipment and Other Personal Property, Army, Navy, Air Force	057		1840	000	305.84
Royalties on Natural Resources, Not Otherwise Classified, Interior	014		2039	000	455,832,272.13
Receipts from Grazing Fees, Federal Share, Interior	014		2484	000	4,271,643.88
Royalties on Natural Resources, Reclamation Fund, Interior	014		5000	024	1,368,843,755.75
Receipts from Mineral Leasing, Public and Acquired Military Lands (Act February 25, 1920 and December 17, 1981, as Amended), Office of Natural Resources Revenue, Interior	014	X	5003	002	1,886,337,062.86
Receipts from Grazing, Etc., Public Lands Outside Grazing Districts, Bureau of Land Management	014		5016	000	880,205.43
Receipts from Grazing, Etc., Public Lands within Grazing Districts, Bureau of Land Management	014		5032	000	746,188.38
Receipts from Grazing, Etc., Public Lands within Grazing Districts, Miscellaneous, Bureau of Land Management	014		5044	000	14,844.65
Receipts from Oil and Gas Leases, National Petroleum Reserve in Alaska, Office of Natural Resources Revenue, Interior	014	X	5045	001	8,449,459.01
Rents and Charges for Quarters, Bureau of Land Management	014	X	5048	001	822,077.54
Rents and Charges for Quarters, National Park Service	014	X	5049	001	22,530,950.02
Rents and Charges for Quarters, United States Fish and Wildlife Service	014	X	5050	001	3,505,424.33
Rents and Charges for Quarters, Bureau of Indian Affairs	014	X	5051	001	6,077,668.85
Rents and Charges for Quarters, Geological Survey	014	X	5055	001	71,026.32
Hydraulic Mining in California, Tax, Debris Reservoirs	096		5066	001	79,333.79
Rents and Charges for Quarters, Indian Health Services, Health and Human Services	075	X	5071	001	10,002,535.29
Receipts from Leases of Lands Acquired for Flood Control, Navigation, and Allied Purposes	096		5090	000	15,470,219.49
Grazing Fees for Range Improvements, Taylor Grazing Act, as Amended	014		5132	000	7,095,140.55
Moneys Due Oklahoma from Royalties, Oil and Gas, South Half of Red River, Office of Natural Resources Revenue, Interior	014	X	5134	001	7,507.86
State Cost Sharing, Lahontan Valley and Pyramid Lake Fish and Wildlife Fund	014	X	5157	004	940,105.00
Rental Payments, Park Buildings Lease and Maintenance Fund, National Park Service	014	X	5163	001	9,710,649.48
Disposal of Department of Defense Real Property for Navy	097	X	5188	017	9,112,824.15
Disposal of Department of Defense Real Property for Army	097	X	5188	021	1,395,858.00
Lease of Department of Defense Real Property for Navy	097	X	5189	017	7,982,628.73
Lease of Department of Defense Real Property for Army	097	X	5189	021	16,600,351.92
Lease of Department of Defense Real Property for Air Force	097	X	5189	057	8,602,533.01
Royalties from Character Merchandising, Forest Service	012	X	5214	001	899,534.89
Forfeitures and Recoveries, Forest Service Lands	012	X	5215	001	1,307,370.14
Operation and Maintenance of Quarters, Forest Service	012	X	5219	001	10,266,246.38
Property Disposal or Lease Proceeds, Aviation User Fees, Federal Aviation Administration, Transportation	069	X	5422	003	8,690,052.97
Settlements and Miscellaneous Receipts, Aviation User Fees, Transportation	069	X	5422	005	-83,725.70
Stewardship Contracting Product Sales, Funds Retained, Bureau of Land Management	014	X	5506	001	900.00
Rent from Mineral Leases, Permit Processing Fund, Bureau of Land Management	014	X	5573	001	-25,324,423.67
Oil and Gas Permit Processing Fee - 85%, Bureau of Land Management, Interior	014	X	5573	003	86,266,360.00
Oil and Gas Permit Processing Fee - 15%, Bureau of Land Management, Interior	014		5573	004	-416,080.00
Geothermal Lease Revenues, County Share, Office of Natural Resources Revenue, Interior	014	X	5574	001	4,585,383.03
Leases from Naval Petroleum Reserve Numbered 2 Lands	014	X	5576	001	5,066.00
Rents and Charges for Quarters, Bureau of Indian Education, Interior	014	X	5621	001	30,202.08
Payments to Counties, National Grasslands	012	X	5896	003	22,455,572.70
National Grasslands Receipts, Forest Service	012		5896	005	94,510,904.05
Receipts from National Grasslands, Bureau of Land Management	014		5896	011	757,604.32
Total, Royalties and Rents					4,132,416,497.73

Sale of Products

Sale of Timber and Other Natural Land Products:

National Forests Fund, Agriculture	012		2221	000	740,305.61
Sale of Timber, Wildlife and Other Natural Land Products, Not Otherwise Classified, Interior	014		2229	000	21,811,287.08
Sale of Timber and Other Products, Reclamation Fund, Interior	014		5000	025	642,630.35
National Forests Fund Receipts	012		5008	001	55,368,687.39
National Wildlife Refuge Fund, United States Fish and Wildlife Service	014	X	5091	001	6,725,605.34
Proceeds from Sales, Water Resource Development Projects, United States Fish and Wildlife Service	014	X	5092	001	279,942.54
Forest Ecosystems Health and Recovery-Disposal of Salvage Timber, Bureau of Land Management	014	X	5165	001	8,995,886.07
National Forests Fund, Payments to States	012	X	5201	001	99,017,577.53
Timber Roads, Purchaser Elections, Forest Service	012	X	5202	001	2,000,000.00
Timber Salvage Sales, Forest Service	012	X	5204	001	34,746,144.06
Deposits, Brush Disposal	012	X	5206	001	6,928,364.42
National Forest Lands Under Special Acts	012		5208	001	664,000.00
National Forests Fund, Payment to Minnesota (Cook, Lake, and Saint Louis Counties)	012	X	5213	001	6,150,000.00
Deposits, Land Exchanges, Forest Service	012		5216	000	5,868,304.81
Quinalt Special Management Area, Forest Service	012	X	5223	001	206.46
Timber Sales Pipeline Restoration Fund, Bureau of Land Management	014	X	5249	001	2,101,122.78
Timber Sales Pipeline Restoration Fund, Forest Service	012	X	5264	001	5,892,033.97
MNP Rental Fee Account, Forest Service	012	X	5277	001	668,813.37
Funds Reserved, Title II Projects on Federal Lands, Bureau of Land Management	014	X	5485	001	2,273,413.28
Stewardship Contracting Product Sales, Funds Retained, Forest Service, Agriculture	012	X	5540	001	29,276,126.81
Oregon and California Land-Grant Fund (See 2229 for General Account; 5136 and 5885 for Special Accounts)	014		5882	000	5,264,375.05
Funds Reserved, Oregon and California Grant Lands, Bureau of Land Management	014	X	5884	001	24,387,328.72
Coos Bay Wagon Road Grant Fund (By Years) (See 2229 for General Account; and 5898 for Special Account)	014		5897	000	-2,433,310.50
Funds Reserved, Coos Bay Wagon Road Grant Lands, Bureau of Land Management	014	X	5898	001	204,126.85
Total, Sale of Timber and Other Natural Land Products					317,572,971.99

Sale of Minerals and Mineral Products:

Hardrock Mining Claim Maintenance Fee, Interior	014		2032	000	59,038,380.00
Sale of Strategic Petroleum Reserve Oil, Energy	089		2234	000	644,094,512.03
National Forest Fund, Payments to States, Office of Natural Resources Revenue, Interior	014	X	5243	001	5,146,470.48
Receipts from Leases of Lands Acquired for Flood Control Navigation and Allied Purposes, Office of Natural Resources Revenue, Interior	014	X	5248	001	42,951,270.04

Receipts by Source Categories

Classification	Account Symbol				Receipt Offset Against Outlays
	AID	A	MAIN	SUB	
Proprietary Receipts from the Public - Continued					
Proceeds from Sale of Oil, Energy Security and Infrastructure Modernization Fund, Energy Total, Sale of Minerals and Mineral Products	089		5615	001	449,999,979.80 1,201,230,612.35
Sale of Power and Other Utilities:					
Sale and Transmission of Electric Energy, Falcon Dam, Energy	089		2245	000	600,000.00
Sale and Transmission of Electric Energy, Southwestern Power Administration	089		2247	000	84,646,247.79
Sale and Transmission of Electric Energy, Southeastern Power Administration	089		2248	000	151,359,830.22
Sale of Electric Energy, Bonneville Power Administration, Reclamation Fund, Interior	089		5000	026	884,688.63
Sale of Power and Other Utilities, Reclamation Fund, Energy	089		5000	027	269,943,303.39
Falcon and Amistad Operating and Maintenance Fund, Energy	089		5178	001	319,265.92
San Joaquin River Restoration Fund Receipts, Bureau of Reclamation, Interior	014	X	5537	001	2,721,967.18
Power Revenues, Indian Irrigation Projects	014	X	5648	001	74,128,597.36
Revenues, Colorado River Dam Fund, Boulder Canyon Project, Bureau of Reclamation	014	X	5656	001	83,175,809.13
Total, Sale of Power and Other Utilities					667,779,709.62
Other:					
General Fund Proprietary Receipts, Not Otherwise Classified, All Other, United States Interagency Council on Homelessness	376		3220	013	937.00
General Fund Proprietary Receipts, Not Otherwise Classified, All Other, National Endowment for the Humanities	418		3220	002	47,620.26
Revenue, Central Valley Project Restoration Fund, Bureau of Reclamation	014		5173	003	38,703,051.44
Non-Federal Fee, Debt Collection Fund, Bureau of the Fiscal Service, Treasury	020	X	5445	001	121,185,750.49
Total, Other					159,937,359.19
Total, Sale of Products					2,346,520,653.15
Fees and Other Charges for Services and Special Benefits					
Medicare Premiums and Other Charges (Trust Funds):					
Premiums Collected for the Aged, Federal Supplementary Medical Insurance Trust Fund	075	X	8004	005	98,508,469,393.03
Premiums Collected for the Disabled, Federal Supplementary Medical Insurance Trust Fund	075	X	8004	007	13,861,617,897.64
Premiums Collected, Medicare Prescription Drug Account, FSMI	075	X	8004	035	5,603,775,232.21
Basic Premiums, Medicare Advantage, FSMI	075	X	8004	040	398,784,890.06
Premiums Collected for Uninsured Individuals Not Otherwise Eligible, Federal Hospital Insurance Trust Fund	075	X	8005	009	4,140,610,625.41
Basic Premiums, Medicare Advantage, FHI	075	X	8005	040	292,525,880.35
Total, Medicare Premiums and Other Charges (Trust Funds)					122,805,783,918.70
Veterans Life Insurance (Trust Funds):					
Premium and Other Receipts, National Service Life Insurance Fund	036	X	8132	001	23,786,770.02
Other:					
Sale of Publications and Reproductions, Not Otherwise Classified	014		2259	000	46,481.00
SSI, Attorney Fees	028		2417	000	7,076,522.99
SSI Administrative Fee Receipts Account, Social Security Administration	028		2418	000	84,349,465.00
Fees and Other Charges for Other Services, Commerce	013		2419	002	106,800.00
Fees and Other Charges for Program Administrative Services, Interior	014		2419	001	32,027.15
Fees and Other Charges for Communication and Transportation Service, Not Otherwise Classified	027		2429	000	28,553,620.58
Deposits for Survivor Annuity Benefits, Army, Navy, Air Force, Defense	097		2462	000	16,842,979.76
Contributions from Military Personnel, Veterans Administration Educational Assistance Act of 1984	036		2473	000	132,368,141.71
Special Recreation Use Fees, Army, Corps of Engineers, Civil	096		5007	000	66,998,200.04
Service Charges, Deposits and Forfeitures, Bureau of Land Management	014	X	5017	001	32,129,597.85
Deposits for Road Maintenance and Reconstruction, Bureau of Land Management	014	X	5018	001	4,199,919.86
Rents and Charges for Quarters, Bureau of Reclamation, Interior	014	X	5053	001	320,407.55
Receipts from Operations of North Platte Project (Gering and Fort Laramie, Goshen, and Pathfinder Irrigation Districts), Bureau of Reclamation	014	X	5058	001	2,227.11
Delaware Water Gap Route 209 Commercial Operation Fees, National Park Service	014	X	5076	001	16,450.00
Sale of Hunting and Fishing Permits, Military Reservations	017	X	5095	001	203,103.76
Sale of Hunting and Fishing Permits, Military Reservations	021	X	5095	001	32,362.07
Sale of Hunting and Fishing Permits, Military Reservations	057	X	5095	001	1,176,015.94
Recreational Fee Demonstration Program, National Park Service	014	X	5110	001	313,303,319.99
Revenues, Indian Arts and Crafts Board	014	X	5130	001	4,045.42
Cooperative Research and Development Agreements, National Institutes of Health	075	X	5145	001	53,660,135.71
Cooperative Research and Development Agreements, Centers for Disease Control, Health and Human Services	075	X	5146	001	2,279,489.71
Cooperative Research and Development Agreements, Food and Drug Administration, Health and Human Services	075	X	5148	001	1,650,339.00
Transportation Systems Fund, National Park Service	014	X	5164	001	24,395.50
Concessioner Improvement Accounts Deposit, National Park Service	014	X	5169	001	12,416,381.40
Receipts, Range Betterment Fund	012		5207	000	2,741,210.00
Deposits, Operation and Maintenance, Indian Irrigation Systems	014	X	5240	001	39,341,859.59
Alaska Resupply Program, Bureau of Indian Affairs	014	X	5242	001	266,889.53
Filming and Special Use Fee Program, National Park Service	014	X	5247	001	406,963.99
Recreation Fee Enhancement Program, U.S. Fish and Wildlife Service	014	X	5252	001	7,219,614.30
Recreation Fee Demonstration Program, Forest Service	012	X	5268	001	118,253,099.02
Concessions Fees and Volunteer Services, Agriculture Research Service	012	X	5279	003	51,886.94
Fees for Training and Planning, Emergency Preparedness Grant, Pipeline and Hazardous Materials Safety Administration, Transportation	069	X	5282	001	27,303,400.00
Reserve Account, Forest Products Program, Defense	021	X	5285	001	12,788,292.94
Medical Care Collections Fund, First Party Collections, Veterans Affairs	036	X	5287	003	48,423,310.07
Medical Care Collections Fund, Third Party Collections, Veterans Affairs	036	X	5287	004	2,111,156,489.43
Parking Fee, Medical Care Collections Fund, Veterans Affairs	036	X	5287	006	3,904,153.67
Compensated Work Therapy, Medical Care Collections Fund, Veterans Affairs	036	X	5287	007	35,187,930.15
Medical Care Collections Fund, Long-Term Care Co-Payments, Veterans Affairs	036	X	5287	009	120,208.35
Medical Care Collections Fund, Third Party Prescription Claims, Veterans Affairs	036	X	5287	011	145,317,672.47
Medical Care Collections Fund, Fee Basis Third Party Collections, Veterans Affairs	036	X	5287	013	576,762,943.82
Medical Care Collections Fund, Fee Basis First Party Collections, Veterans Affairs	036	X	5287	014	15,598,704.03
Charges, User Fees and Natural Resource Utilization, Land Between the Lakes, Forest Service	012	X	5360	001	6,468,102.30
Deposits for Administration of Rights-of-Way and Other Land Uses Fund, Forest Service	012	X	5361	001	1,477,689.29
Registration Service Fees, Pesticide Registration Fund, Environmental Protection Agency	068	X	5374	001	20,024,078.21
Recreational Fee Demonstration Program, Bureau of Land Management	014	X	5413	001	27,435,082.29
State Supplemental Fees, Social Security Administration	028		5419	001	126,355,498.57
Park Concessions Franchise Fees, National Park Service	014	X	5431	001	81,652,398.99
New Installment Agreements, Internal Revenue Service, Miscellaneous Retained Fees, Treasury	020	X	5432	001	124,374,149.96

Receipts by Source Categories

Classification	Account Symbol				Receipt Offset Against Outlays
	AID	A	MAIN	SUB	
Proprietary Receipts from the Public - Continued					
Restructured Installment Agreements, Internal Revenue Service, Miscellaneous Retained Fees, Treasury	020	X	5432	003	72,899,602.38
General Fees, Internal Revenue Service	020	X	5432	005	166,349,927.77
Photocopying and Historical Conservation Easement Fees, IRS Miscellaneous Retained Fees, Treasury	020	X	5432	007	5,501,242.11
Burden Sharing Contribution, Defense (Kuwait)	097	X	5441	001	37,529,298.39
Burden Sharing Contribution, Defense (Japan)	097	X	5441	003	228,124,030.40
Burden Sharing Contribution, Defense (South Korea)	097	X	5441	004	886,081,712.88
User Fees, Fund for Non-Federal Use of Disposal Facilities, Corps of Engineers	096		5493	001	1,659,097.81
Administration Fees, Special Benefits for Certain World War II Veterans, Social Security Administration	028		5555	001	19,272.07
Fees, APEC Business Travel Card Account, Customs and Border Protection, Homeland Security	070	X	5569	001	719,065.00
Fees, Interagency America the Beautiful Pass Revenues, Corps of Engineers-Civil	096	X	5570	001	1,413,896.54
Concessions Fees, Army National Military Cemeteries, Army	021		5602	001	-385,475.00
Fees, Special Use Permit Fees, Corps of Engineers-Civil	096	X	5607	001	217,918.80
Proceeds, Support of Athletic Programs, Air Force	057	X	5616	004	4,370,026.77
User Fees, TSCA Service Fee Fund, Environmental Protection Agency	068		5664	001	28,601,849.75
Fees from Visitors to Grand Teton and Yellowstone National Parks, 25% Fund	014	X	5666	001	16,407.03
Fees, Customs and Border Protection Services at User Fee Facilities, U.S. Customs and Border Protection, Homeland Security	070		5694	000	18,163,748.61
Fees, National Flood Insurance Reserve Fund, Homeland Security	070	X	5701	001	960,542,568.00
Consular and Border Security Programs, Passport Security Surcharge, State	019	X	5713	003	819,322,656.02
Consular and Border Security Programs, Western Hemisphere Travel Initiative Surcharge, State	019	X	5713	004	347,785,126.58
Consular and Border Security Programs, Machine Readable Visa Fee, State	019	X	5713	005	826,294,397.83
Consular and Border Security Programs, Immigrant Visa Security Surcharge, State	019	X	5713	006	60,154,332.02
Consular and Border Security Programs, Affidavit of Support Fee, State	019	X	5713	007	40,270,151.00
Consular and Border Security Programs, Diversity Visa Lottery Fee, State	019	X	5713	008	7,130,724.65
Fees, National Park Medical Services Fund, National Park Service, Interior	014		5762	001	807,124.74
Payments from States, Medicare Prescription Drug Accounts, FSMI	075	X	8004	036	11,858,538,533.13
Non-Attorney Fees, Federal Old Age Survivors Insurance Trust Fund	028	X	8006	028	290,000.00
Attorney Fees, Federal Old-Age and Survivors Insurance Trust Fund	028	X	8006	031	538,169.14
Attorney Fees, Federal Disability Insurance Trust Fund	028	X	8007	031	20,402,909.70
Deposits of Fees, Inspection and Grading of Farm Products, Agricultural Marketing Service	012	X	8015	001	196,683,105.35
Forest Service Cooperative Fund	012	X	8028	001	86,338,317.37
Advances from State Cooperating Agencies and Foreign Governments, Federal Highway Administration	069	X	8054	001	1,580,761.89
Contributions and Deposits, Bureau of Land Management	014	X	8069	001	30,664,485.89
Deposits of Fees, Inspection of Farm Products, Food Safety and Inspection Service	012	X	8137	001	17,522,182.58
Deposits, Service Fees, Library of Congress	003	X	8208	001	31,914.54
Deposits of Miscellaneous Contributed Funds, Agricultural Research Service	012	X	8214	001	17,229,543.74
Deposits, Contributed Funds, United States Fish and Wildlife Service	014	X	8216	001	3,036,107.94
Deposits of Miscellaneous Contributed Funds, National Agricultural Statistics Service	012	X	8218	001	15,700.00
Deposits of Miscellaneous Contributed Funds, Animal and Plant Health Inspection Service	012	X	8226	001	8,060,026.90
Contributions for Highway Research Program	069	X	8264	001	1,112,760.00
Other Receipts, Armed Forces Retirement Home Trust Fund, Armed Forces Retirement Home	084	X	8522	004	13,722,931.11
Property Sales/Leases, Armed Forces Retirement Home Trust Fund, Armed Forces Retirement Home	084	X	8522	006	2,724,314.89
Contributed Funds, Geological Survey, Interior	014	X	8562	001	667,606.42
Contributions and Advances, Rivers and Harbors, Corps of Engineers	096	X	8862	001	738,766,177.30
Total, Other					21,801,938,307.05
Total, Fees and Other Charges for Services and Special Benefits					144,631,508,995.77
Sale of Government Property					
Sale of Land and Other Real Property:					
Real Property, General Services Administration	047	F	3840	000	-533,000.00
Sale of Public Domain, Reclamation Fund, Interior	014		5000	029	17,411,050.95
Land and Water Conservation Fund, Surplus Property Sales, National Park Service	047		5005	002	12,188,228.53
Proceeds from Sale of Property, Judiciary Automation Fund, The Judiciary	010	X	5114	001	143,181,013.32
Receipts from Clark County, Nevada Land Sales, 15% Fund, Bureau of Land Management	014	X	5129	001	181,500.00
Sale of Public Land and Materials, 5% Fund to States	014		5133	000	1,648,220.15
Land Acquisition Proceeds for Exchanges, Acquisition of Lands to Complete Land Exchanges, Forest Service, Agriculture	012	X	5216	001	3,049,812.60
Land Sales, South Nevada Public Land Management	014	X	5232	001	93,129,110.98
Other Receipts, Surplus Real and Related Personal Property, General Services Administration	047		5254	002	12,924,404.72
Transfers of Surplus Real and Related Personal Property Receipts, General Services Administration	047		5254	003	-12,188,228.53
Federal Land Disposal Account, Bureau of Land Management	014	X	5260	001	497,686.72
Medical Care Collections Fund, Asset Sales, Veterans Affairs	036	X	5287	005	156,448.63
Sale of Land, Lincoln County Land Act, Bureau of Land Management	014	X	5469	001	13,500.00
Sale of Real Property, U.S. Coast Guard Housing Special Fund, Coast Guard, Homeland Security	070		5710	003	63,364,047.38
Sale of Public Land and Materials	014		5881	000	20,344,102.31
Total, Sale of Land and Other Real Property					355,367,897.76
Military Assistance Program Sales (Trust Funds):					
Deposits, Advances, Foreign Military Sales, Executive	011	X	8242	001	35,897,682,329.19
Other:					
Defense Vessel Transfer Receipt Account	097		2644	000	41.40
Sale of Scrap and Salvage Materials, Defense	097		2651	000	313,302.34
Easement, Gulf Coast Restoration Trust Fund	020	X	8625	003	111,008.00
Total, Other					424,351.74
Total, Sale of Government Property					36,253,474,578.69
Realization Upon Loans and Investments					
Dollar Repayments of Loans, Agency for International Development:					
United States Dollars Advanced from Foreign Governments for Technical Assistance, Agency for International Development	072	X	8502	001	2,002,199,980.00
Negative Subsidies and Downward Reestimates (Credit Reform):					
Consumer Operated and Oriented Plan Direct Loan Program, Downward Reestimates of Subsidies, Health and Human Services	075		2674	003	342,037,767.10
Biorefinery Assistance, Downward Reestimates of Subsidies	012		2675	003	5,643,072.00
Downward Reestimates, MENA Loan Guarantee Program	072		2676	003	124,702,221.45
Community Development Financial Institutions Fund, Negative Subsidies, Treasury	020		2677	001	3,185,240.85
Green Retrofit Program for Multifamily Housing, Downward Reestimates of Subsidies, Housing and Urban Development	086		2678	001	5,671,791.29
Title 17 Innovative Technology Loan Guarantees, Negative Subsidies, Energy	089		2679	001	44,958,272.05

Receipts by Source Categories

Classification	Account Symbol				Receipt Offset Against Outlays
	AID	A	MAIN	SUB	
Proprietary Receipts from the Public - Continued					
Rural Microenterprise Investment, Downward Reestimate of Subsidies	012		2680	003	209,802.00
Native Hawaiian Housing Loan Guarantee Fund, Negative Subsidies, Public and Indian Housing, Housing and Urban Development	086		2684	000	29,053.10
Downward Reestimates of Subsidies, Urban and Environmental Credit Program, United States International Development Finance Corporation	077		2687	003	4,207,282.22
Loans, Downward Reestimates of Subsidy, United States International Development Finance Corporation	077		2689	003	336,643,953.32
Economic Stabilization, Downward Reestimates of Subsidies, Treasury	020		2691	003	14,030,286,850.70
Emergency Homeowners Relief Fund, Downward Reestimates	086		2694	003	3,699,982.67
Home Ownership Preservation Equity Fund, Downward Reestimates of Subsidies	086		2695	003	958,209.00
Agricultural Credit Insurance, Negative Subsidies	012		2701	001	176,908,663.75
Agricultural Credit Insurance, Downward Reestimates of the Subsidy	012		2701	003	155,234,238.00
Rural Electrification and Telephone Loans, Negative Subsidies	012		2702	001	176,579,131.75
Rural Electrification and Telephone Loans, Downward Reestimates of Subsidies	012		2702	003	291,200,656.32
Rural Water and Waste Disposal, Negative Subsidies	012		2703	001	994,652.28
Rural Water and Waste Disposal, Downward Reestimates of Subsidies	012		2703	003	875,365,501.00
Rural Community Facility, Negative Subsidies	012		2705	001	78,957,185.55
Rural Community and Facility, Downward Reestimates of Subsidies	012		2705	003	178,370,166.00
Rural Housing Insurance, Negative Subsidies	012		2706	001	171,109,643.19
Rural Housing Insurance, Downward Reestimates of the Subsidy	012		2706	003	864,519,833.00
Rural Business and Industry, Downward Reestimates of Subsidies, Agriculture	012		2707	003	80,599,738.14
P.L. 480, Downward Reestimates of Subsidies	012		2708	003	1,848,074.00
Rural Development Loan Fund, Downward Reestimates of Subsidies	012		2710	003	3,159,386.00
Rural Telephone Bank, Downward Reestimates of Subsidies	012		2711	004	1,057,053.52
Agricultural Credit Insurance Fund Guaranteed Loans Negative Subsidies, Consolidated Farm Service Agency	012		2712	001	15,036,974.80
Agricultural Credit Insurance Fund Guaranteed Loan, Downward Reestimates of the Subsidy, Consolidated Farm Service Agency	012		2712	003	70,385,122.00
Rural Economic Development Loans, Downward Reestimates of Subsidies	012		2713	003	1,553,925.00
Fisheries Finance, National Oceanic Atmospheric Administration, Negative Subsidies	013		2717	001	7,105,993.32
Fisheries Finance, Downward Reestimates of Subsidies	013		2717	003	6,240,122.29
Federal Family Education Loan Program, Downward Reestimates of Subsidies	091		2718	003	588,520,565.00
FHA-General and Special Risk Insurance, Negative Subsidies	086		2719	001	950,998,235.76
FHA-General and Special Risk Insurance, Re-Estimates	086		2719	003	2,477,235,706.73
Disaster Loan Program, Downward Reestimates of Subsidies	073		2721	003	20,483,317,040.00
Business Loan Program, Negative Subsidies, Small Business Administration	073		2722	001	24,133,714.24
Business Loan Program, Downward Reestimates of Subsidies	073		2722	003	7,280,037,222.00
Foreign Military Financing, Downward Reestimate of Subsidies	011		2724	003	606,986,700.75
Loan Guarantees to Israel, Downward Reestimates of Subsidies	072		2725	003	124,278,338.00
Export Import Bank Guaranteed Loans, Downward Reestimates	083		2727	003	54,067,931.00
Maritime (Title XI Loan Program, Downward Reestimates of Subsidies, Maritime Administration, Transportation	069		2728	003	21,153,637.90
Indian Loan Guarantee, Downward Reestimates, Bureau of Indian Affairs	014		2729	003	24,558,915.74
Assistance for the New Independent States of the Former Soviet Union: Ukraine Export Credit Insurance, Downward Reestimates, Agency for International Development	072		2731	003	650,506,639.05
Guaranty and Indemnity Direct Loan Finance, Downward Reestimates of Subsidies, Veterans Affairs	036		2733	003	2,022,089,294.30
Disaster Assistance, Downward Reestimates of Subsidies, Federal Emergency Management Agency, Homeland Security	070		2740	003	812,398.96
College Housing and Academic Facilities Loan, Downward Reestimates of Subsidies, Education	091		2741	003	206,772,606.00
Bureau of Reclamation Direct Loan Financing Account, Downward Re-Estimates of Subsidies, Bureau of Reclamation	014		2742	003	75,999.00
Indian Housing Loan Guarantee Receipt Account, Downward Reestimates of Subsidies	086		2743	003	16,924,644.59
Distance Learning and Telemedicine Program, Downward Reestimates, Rural Utilities Service	012		2746	003	70,411,046.30
Indian Direct Loan, Downward Reestimates of Subsidies, Bureau of Indian Affairs	014		2747	003	312,991.00
Native American Veterans Housing Loans, Negative Subsidies, Veterans Affairs	036		2751	001	2,390,566.07
Native American Veterans Housing Loans, Downward Reestimates, Veterans Affairs	036		2751	003	795,004.86
Downward Reestimates of Subsidies, Abatement, Control and Compliance Loans, Environmental Protection Agency	068		2753	003	412,296.75
Apple Loan Program, Downward Reestimates of Subsidies	012		2754	003	100,406.55
Veterans Housing Benefit Loan Program, Negative Subsidies, Department of Veterans Affairs	036		2755	001	2,115,418,806.62
Farm Storage Facility Loans, Negative Subsidies	012		2756	001	1,392,612.62
Farm Storage Facility Loans, Downward Reestimates of Subsidies	012		2756	003	48,583,995.00
Commodity Credit Corporation Export Guarantee Financing, Downward Reestimates of Subsidies	012		2757	003	5,418,674.00
Health Center Guarantee Loan Program, Negative Subsidy	075		2758	003	93,698.74
Railroad Rehabilitation and Improvement Financing, Negative Subsidies, Office of the Secretary, Transportation	069		2760	001	802.50
Downward Reestimates, Railroad Rehabilitation and Improvement Program, Office of the Secretary, Transportation	069		2760	003	11,964,580.86
Family Housing Improvement Fund, Downward Reestimates of Subsidies, Defense	097		2761	003	18,705,857.75
Title VI Indian Loan Guaranteed Receipt Account, Downward Reestimates of Subsidies	086		2762	003	1,287,873.73
Community Development Financial Institutions Fund, Downward Re-Estimates of Subsidies	020		2763	003	9,944,326.68
Transportation Infrastructure Finance and Innovation Program, Negative Subsidies, Office of the Secretary, Transportation	069		2768	001	2,999,505.84
Transportation Infrastructure Finance and Innovation Program, Downward Reestimates Subsidies, Office of the Secretary, Transportation	069		2768	003	389,655,982.80
Community Development Loan Guarantees, Downward Reestimates of Subsidies	086		2773	003	1,530,066.51
Assistance to American Samoa, Direct Loan, Downward Reestimates of Subsidies, Office of Insular Affairs	014		2774	003	186,053.34
Repatriation Loans, Downward Reestimates of Subsidies, State	019		2776	003	1,162,615.00
Multi-Family Housing Revitalization Fund, Downward Reestimates of Subsidies, Agriculture	012		2779	003	20,275,826.00
Federal Direct Student Loan Program, Negative Subsidies, Education	091		2781	001	3,970,428,498.00
Federal Direct Loan Program, Downward Reestimates of Subsidies, Education	091		2781	003	838,914,750.00
Small Business Lending Fund Direct Loans, Downward Reestimates of Subsidies, Departmental Offices, Treasury	020		2784	003	1,029,321.00
Rural Energy for America Program Downward Reestimates of Subsidies, Rural Development Administration, Agriculture	012		2786	003	19,041,206.00
GSE Mortgage-Backed Securities Direct Loans, Downward Reestimates of Subsidies, Departmental Offices, Treasury	020		2790	003	173,360,013.27
Troubled Asset Relief Program, Downward Reestimates of Subsidies, Departmental Offices, Treasury	020		2792	003	3,945,860.20
Commodity Credit Corporation Export Guarantees, Negative Subsidy	012		2793	001	5,956,242.43
Teach Grant Program, Downward Reestimates of Subsidies, Education	091		2794	003	3,224,573.00
DOE Loan Guarantees (Section 1705 Recovery Act) Downward Reestimate Account, Energy	089		2796	003	67,237,324.50
DOE Loan Guarantees (Section 1703) Downward Reestimate Account, Energy	089		2797	003	92,432,483.54
Health Education Assistance Loans, Downward Reestimates of Subsidies, Education	091		2798	003	25,367,780.00
Native Hawaiian Housing Loan Guarantees, Downward Reestimates of Subsidies	086		2799	003	3,065,115.78
Total, Negative Subsidies and Downward Reestimates (Credit Reform)					61,497,975,903.92
Repayment of Loans to United Kingdom:					
Repayment of Loans and Credits to Foreign Nations, Treasury	020		2869	000	187,888.56
Other:					
Repayments on Miscellaneous Recoverable Costs, Not Otherwise Classified, Energy	089		2889	000	33,365,313.63
Proceeds, Grants for Emergency Mortgage Relief Derived from Emergency Homeowner's Relief Fund	086		2891	000	1,841,563.75
Proceeds, Air Carrier Equity Related Transactions, Treasury	020		2897	000	219,739,455.02
Repayments of Loans, Capital Contributions, Higher Educational Activities, Education	091		2915	000	866,025,307.16

Receipts by Source Categories

Classification	Account Symbol				Receipt Offset Against Outlays
	AID	A	MAIN	SUB	
Proprietary Receipts from the Public - Continued					
Proceeds from Non-Federal Securities Not Immediately Reinvested, National Archives Gift Fund	088	X	8127	005	489,927.48
Total, Other					1,121,461,567.04
Total, Realization Upon Loans and Investments					64,621,825,339.52
Recoveries and Refunds					
Recoveries for Government Property Lost or Damaged, Not Otherwise Classified, Army, Navy, Air Force	017		3019	000	2,775,119.28
Recoveries for Government Property Lost or Damaged, Not Otherwise Classified, Army, Navy, Air Force	021		3019	000	25,064,496.70
Recoveries for Government Property Lost or Damaged, Not Otherwise Classified, Army, Navy, Air Force	057		3019	000	341,848.05
Recoveries Under the Foreign Military Sales Program, Army, Navy, Air Force, Defense	017		3041	000	16,345,082.74
Recoveries Under the Foreign Military Sales Program, Army, Navy, Air Force, Defense	021		3041	000	3,736,328.08
Recoveries Under the Foreign Military Sales Program, Army, Navy, Air Force, Defense	057		3041	000	19,132,024.27
Recoveries Under the Foreign Military Sales Program, Army, Navy, Air Force, Defense	097		3041	000	2,979,216.05
Recovery of Beneficiary Overpayments from the Supplemental Security Income Program, Health and Human Services	028		3096	000	2,235,986,815.06
Federal Share of Child Support Collections, HHS, ACF	075		3107	000	887,073,180.00
Natural Resource Damage Assessment and Restoration Fund, U.S. Fish and Wildlife Service, Interior	014	X	5198	001	567,772,597.86
Receipts, Transportation Audit Contracts and Contract Administration, General Services Administration	047		5250	000	12,742,677.82
Medical Care Collections Fund, Veterans Affairs	036	X	5287	001	206,595,207.78
Medical Care Collections Enhanced-Use Lease Proceeds, Veterans Affairs	036	X	5287	010	1,033,423.78
Student Financial Assistance Debt Collection, Education	091	X	5557	001	3,628,251.29
Medicare Refunds, Federal Supplementary Medical Insurance Trust Fund	075	X	8004	045	16,025,757,886.00
Affordable Care Act Medicare Shared Savings Models, FSMI	075	X	8004	048	111,887,650.01
Affordable Care Act Medicare Shared Savings Models, HI	075	X	8005	008	79,302,899.01
Medicare Refunds, Federal Hospital Insurance Trust Fund	075	X	8005	053	27,966,264,286.00
Tax Refund, Offset Collections, Federal Old-Age Survivors Insurance Trust Fund	028	X	8006	009	-141,956.85
Other Proprietary Receipts, Federal Old-Age and Survivors Insurance Trust Fund	028	X	8006	029	7,334,775.60
Tax Refund, Offset Collections, Federal Disability Insurance Trust Fund	028	X	8007	009	-388,932.95
Recoveries, Hazardous Substance Superfund	068	X	8145	004	43,683,981.28
Future Clean Up Cost Settlements, Hazardous Substance Superfund Trust Fund	068	X	8145	006	206,253,374.14
Recoveries, Oil Spill Liability Trust Fund, Homeland Security	070	X	8185	004	65,828,847.18
Total, Recoveries and Refunds					48,490,989,078.18
Gifts and Contributions					
Contributions to "Conscience Fund"	010		1210	000	18.00
Contributions to "Conscience Fund"	020		1210	000	5,395.29
Contributions to "Conscience Fund"-FSM	020		1210	018	215.00
Contributions to "Conscience Fund"	021		1210	000	2,290.96
Contributions to the Conscience Fund	070		1210	000	846,309.31
Gifts to the United States, Not Otherwise Classified	010		1299	000	1,086.70
Gifts to the United States, Not Otherwise Classified-FSM	020		1299	018	1,663,076.66
Gifts to the United States, Not Otherwise Classified	057		1299	000	100.00
Contributions, Oliver Wendell Holmes Devise Fund, Library of Congress	003	X	5075	001	408.66
Gifts to the United States to Reduce Debt Held by the Public, Bureau of the Fiscal Service, Treasury	020	X	5080	001	1,268,950.35
United States Capitol Police Memorial Fund, House of Representatives	002	X	5083	001	132,073.80
Gifts, Marine Mammal Unusual Mortality Event Fund, National Oceanic Atmospheric Administration	013	X	5283	001	1,062.27
Unclaimed Checkpoint Money, Transportation Security Administration, Homeland Security	070	X	5390	001	653,687.64
Gifts and Contributions, Dwight D. Eisenhower Memorial Fund	283	X	5549	001	469,245.86
Contributions, Public Defender Service for the District of Columbia	511	X	5722	001	282,075.00
Donations and Collections, Department of Defense Vietnam War Commemoration Fund, Defense	097	X	5750	001	504.73
Contributions from Applicants, Renewable Energy Impact Assessments and Mitigation, Defense	097	X	5753	001	950,000.00
Gifts, Federal Supplementary Medical Insurance Trust Fund	075	X	8004	042	175.50
Gifts, Federal Hospital Insurance Trust Fund	075	X	8005	042	175.50
Gifts, Federal Old-Age and Survivors Insurance Trust Fund	028	X	8006	042	191,501.19
Contributions to Library of Congress Gift Fund	003	X	8031	001	16,242,840.28
Income from Donated Securities, Library of Congress Gift Fund, Library of Congress	003	X	8031	021	252,292.34
Contributions, Library of Congress Trust Fund	003	X	8032	001	7,047,973.98
Donations to National Park Service	014	X	8037	001	60,848,069.17
Gifts and Donations, National Endowment for the Arts	417	X	8040	001	563,675.13
Gifts and Donations, National Endowment for the Humanities	418	X	8050	001	35,428.01
Contributions, Indian Health Facilities, Indian Health Services	075	X	8073	001	2,852,385.91
Grants and Donations, Institute of Museum and Library Services	474	X	8080	001	3,400.00
Donations, National Archives Gift Fund, National Archives and Records Administration	088	X	8127	001	1,503,701.95
Department of Veterans Affairs Cemetery Gift Fund, Veterans Affairs	036	X	8129	001	279,958.55
Contributions, Department of Defense General Gift Fund Deposits, Defense	097	X	8163	001	359,632.00
Deposits, General Post Fund, National Homes, Veterans Affairs	036	X	8180	001	19,685,546.01
Gifts and Bequests, Agriculture	012	X	8203	001	610,273.33
Gifts and Donations, African Development Foundation	166	X	8239	001	5,900,263.76
Gifts, Donations and Contributions, Inter-American Foundation, Executive	164	X	8243	001	135,674.59
Gifts and Donations, Departmental Management, Homeland Security	070	X	8244	001	20.00
Gifts and Contributions, Peace Corps	011	X	8245	001	868,850.47
Contributions to National Institutes of Health Unconditional Gift Fund, Health and Human Services	075	X	8248	001	5,006,588.47
Gifts and Donations, Centers for Disease Control	075	X	8250	001	20,796,432.28
Contributions to National Institutes of Health Conditional Gift Fund	075	X	8253	001	43,548,356.27
Contributions, Education	091	X	8258	001	526,000.00
Gifts and Donations, Commission for the Preservation of America's Heritage Abroad	321	X	8268	001	86,500.00
Trust Fund, Barry Goldwater Scholarship and Excellence in Education Foundation	313	X	8281	003	500.00
Gifts and Donations, Harry S. Truman Scholarship Foundation	372	X	8296	001	130.56
Gifts and Bequests, Justice Gift Fund	015	X	8305	001	5,000.00
Gifts, Crime Victims Fund	015	X	8306	001	100.00
Gifts and Donations, Bureau of Indian Affairs	014	X	8361	001	933,700.00
Gifts and Bequests, Departmental Management	013	X	8501	001	40,926.75
Gifts and Bequests, Maritime Administration	069	X	8503	001	1,272,367.57
Contributions to the Indian Health Service Gift Fund	075	X	8511	001	219,702.75
Gifts, Armed Forces Retirement Home Trust Fund, Armed Forces Retirement Home	084	X	8522	005	914,290.99
Deposits, General Gift Fund, USCG, Homeland Security	070	X	8533	001	2,557,914.00
Contributions, American Battle Monuments Commission	074	X	8569	001	32,231.00
Gifts and Donations, Energy	089	X	8576	001	42,025.00
Deposits, Department of the Navy General Gift Fund	017	X	8716	001	837,459.18

Receipts by Source Categories

Classification	Account Symbol				Receipt Offset Against Outlays
	AID	A	MAIN	SUB	
Proprietary Receipts from the Public - Continued					
Contributions to United States Naval Academy General Gift Fund	017	X	8733	001	13,760,871.51
Department of State Unconditional Gift Fund	019	X	8821	001	10,846,095.81
Conditional Gift Fund, General, State	019	X	8822	001	3,450,723.95
Gifts and Donations, Agency for International Development	072	X	8824	001	41,234,937.82
Deposits, Department of the Army General Gift Fund	021	X	8927	001	22,509,118.91
Deposits, Department of the Air Force General Gift Fund	057	X	8928	001	6,303,935.23
Donations to National Science Foundation	049	X	8960	001	32,242,213.72
Gifts and Contributions, Action	485	X	8981	001	22,523.00
Total, Gifts and Contributions					330,848,982.67
Miscellaneous Receipt Accounts					
Net Gains on Transactions in Foreign Currencies, Treasury Securities, Treasury	020		1682	000	7,556,770.73
GSE Fees Pursuant to P.L. 112-78 Sec. 401	020		2485	000	4,930,328,131.76
Sale of Lands, Etc., Account of Military Post Construction Fund	097		2621	000	17.64
Recoveries for Government Property Lost or Damaged, Not Otherwise Classified, Army, Navy, Air Force	097		3019	000	88,987.90
Collections of Receivables from Canceled Accounts, Congressional Budget Office	008		3200	000	918.63
Collections and Receivables from Canceled Accounts	049		3200	000	108,468.02
General Fund Proprietary Receipts, Defense Military, Not Otherwise Classified	017		3210	000	144,365,391.99
General Fund Proprietary Receipts, Defense Military, Not Otherwise Classified	021		3210	000	153,414,073.76
General Fund Proprietary Receipts, Defense Military, Not Otherwise Classified	057		3210	000	34,736,923.08
General Fund Proprietary Receipts, Defense Military, Not Otherwise Classified	097		3210	000	128,746,321.59
General Fund Proprietary Receipts, Not Otherwise Classified, All Other	000		3220	000	210,764.09
General Fund Proprietary Receipts, Not Otherwise Classified, All Other	001		3220	000	37,384.07
General Fund Proprietary Receipts, Not Otherwise Classified, All Other, U.S. Capitol Police Board	002		3220	000	711.02
General Fund Proprietary Receipts, Not Otherwise Classified, All Other	003		3220	000	6,945.24
General Fund Proprietary Receipts, Not Otherwise Classified, All Other	005		3220	000	90.00
General Fund Proprietary Receipts, Not Otherwise Classified, All Other	010		3220	000	1,063,102.58
General Fund Proprietary Receipts, Not Otherwise Classified, All Other	011		3220	000	233,295.66
General Fund Proprietary Receipts, Not Otherwise Classified, All Other	012		3220	000	8,614,103.07
General Fund Proprietary Receipts, Not Otherwise Classified, All Other	013		3220	000	6,046,076.69
General Fund Proprietary Receipts, Not Otherwise Classified, All Other	014		3220	000	103,137,513.68
General Fund Proprietary Receipts, Not Otherwise Classified, All Other	015		3220	000	10,005,122.05
General Fund Proprietary Receipts, Not Otherwise Classified, All Other, General Legal Activities, Justice	015		3220	001	-2,388.03
General Fund Proprietary Receipts, Not Otherwise Classified, All Other, FBI, Justice	015		3220	002	12,675,061.65
General Fund Proprietary Receipts, Not Otherwise Classified, All Other, General Administration, Justice	015		3220	003	556,672,043.05
General Fund Proprietary Receipts, Not Otherwise Classified, All Other, ATF, Justice	015		3220	007	280,521.04
General Fund Proprietary Receipts, Not Otherwise Classified, All Other, BOP, Justice	015		3220	010	4,221,280.38
General Fund Proprietary Receipts, Not Otherwise Classified, All Other, DEA, Justice	015		3220	011	482,945.68
General Fund Proprietary Receipts, Not Otherwise Classified, All Other, USMS, Justice	015		3220	018	350,700.56
General Fund Proprietary Receipts, Not Otherwise Classified, All Other	016		3220	000	9,457,900.96
General Fund Proprietary Receipts, Not Otherwise Classified, All Other	019		3220	000	7,397,494.51
General Fund Proprietary Receipts, Not Otherwise Classified, All Other, Departmental Offices, Treasury	020		3220	001	4,818,221.11
General Fund Proprietary Receipts, Not Otherwise Classified, All Other, Inspector General For Tax Administration, Treasury	020		3220	004	1,101.33
General Fund Proprietary Receipts, Not Otherwise Classified, All Other, Office of Inspector General, Treasury	020		3220	008	75.00
General Fund Proprietary Receipts, Not Otherwise Classified, All Other, Internal Revenue Service, Treasury	020		3220	009	768,459.08
General Fund Proprietary Receipts, Not Otherwise Classified, All Other, Alcohol and Tobacco Tax and Trade Bureau, Treasury	020		3220	010	2,261.77
General Fund Proprietary Receipts, Not Otherwise Classified, All Other, Bureau of the Fiscal Service, Treasury	020		3220	012	120,190,265.90
General Fund Proprietary Receipts, Not Otherwise Classified, All Other, Special Inspector General TARP, Treasury	020		3220	015	30.00
General Fund Proprietary Receipts, Not Otherwise Classified, All Other, United States Mint, Treasury	020		3220	016	150.00
General Fund Proprietary Receipts, Not Otherwise Classified, All Other, Fiscal Service Miscellaneous, Treasury	020		3220	018	14,142,543.12
General Fund Proprietary Receipts, Not Otherwise Classified, All Other, Internal Revenue Service/Revenue, Treasury	020		3220	019	423,037,622.84
General Fund Proprietary Receipts, Not Otherwise Classified, All Other, Departmental Franchise Fund, Treasury	020		3220	074	100.00
General Fund Proprietary Receipts, Not Otherwise Classified, All Other	024		3220	000	55,009,110.06
General Fund Proprietary Receipts, Not Otherwise Classified, All Other	025		3220	000	1,450.86
General Fund Proprietary Receipts, Not Otherwise Classified, All Other	027		3220	000	6,125,128.71
General Fund Proprietary Receipts, Not Otherwise Classified, All Other, Social Security Administration	028		3220	000	24,446.42
General Fund Proprietary Receipts, Not Otherwise Classified, All Other	029		3220	000	8,143,460.05
General Fund Proprietary Receipts, Not Otherwise Classified, All Other	031		3220	000	75,515.97
General Fund Proprietary Receipts, Not Otherwise Classified, All Other	034		3220	000	228.32
General Fund Proprietary Receipts, Not Otherwise Classified, All Other	036		3220	000	46,627,160.95
General Fund Proprietary Receipts, Not Otherwise Classified, All Other	045		3220	000	270,307.40
General Fund Proprietary Receipts, Not Otherwise Classified, All Other	047		3220	000	37,814,454.33
General Fund Proprietary Receipts, Not Otherwise Classified, All Other	049		3220	000	3,048,649.79
General Fund Proprietary Receipts, Not Otherwise Classified, All Other	050		3220	000	8,092.64
General Fund Proprietary Receipts, Not Otherwise Classified, All Other	061		3220	000	7,602.46
General Fund Proprietary Receipts, Not Otherwise Classified, All Other	065		3220	000	216,489.80
General Fund Proprietary Receipts, Not Otherwise Classified, All Other	068		3220	000	199,159.14
General Fund Proprietary Receipts, Not Otherwise Classified, All Other	069		3220	000	27,842,490.31
General Fund Proprietary Receipts, Not Otherwise Classified, All Other	070		3220	000	21,793,592.67
General Fund Proprietary Receipts, Not Otherwise Classified	072		3220	000	13,988,001.05
General Fund Proprietary Receipts, Not Otherwise Classified, All Other	073		3220	000	14,934.24
General Fund Proprietary Receipts, Not Otherwise Classified, All Other	074		3220	000	17,019.53
General Fund Proprietary Receipts, Not Otherwise Classified, All Other, Office of the Secretary, Health and Human Services	075		3220	001	144,924,965.55
General Fund Proprietary Receipts, Not Otherwise Classified, All Other, Centers for Medicare and Medicaid Services, Health and Human Services	075		3220	005	295,335,755.10
General Fund Proprietary Receipts, Not Otherwise Classified, All Other, Food & Drug Administration, Health and Human Services	075		3220	006	1,027,651.39
General Fund Proprietary Receipts, Not Otherwise Classified, All Other, National Institutes of Health, Health and Human Services	075		3220	008	15,016,954.60
General Fund Proprietary Receipts, Not Otherwise Classified, All Other, Centers for Disease Control, Health and Human Service	075		3220	009	3,309,890.51
General Fund Proprietary Receipts, Not Otherwise Classified, All Other, Indian Health Service, Health and Human Services	075		3220	010	1,513,868.11
General Fund Proprietary Receipts, Not Otherwise Classified, All Other	080		3220	000	2,020,782.40
General Fund Proprietary Receipts, Not Otherwise Classified, All Other	084		3220	000	60.00
General Fund Proprietary Receipts, Not Otherwise Classified, All Other	086		3220	000	4,711,744.69
General Fund Proprietary Receipts, Not Otherwise Classified	088		3220	000	39,124.15
General Fund Proprietary Receipts, Not Otherwise Classified, All Other	089		3220	000	23,376,059.24
General Fund Proprietary Receipts, Not Otherwise Classified, All Other	090		3220	000	0.72
General Fund Proprietary Receipts, Not Otherwise Classified, All Other	091		3220	000	60,711,254.04
General Fund Proprietary Receipts, Not Otherwise Classified, All Other	096		3220	000	522,524,916.25
General Fund Proprietary Receipts, Not Otherwise Classified, Inter-American Foundation	164		3220	092	32,291.07

Receipts by Source Categories

Classification	Account Symbol				Receipt Offset Against Outlays
	AID	A	MAIN	SUB	
Proprietary Receipts from the Public - Continued					
General Fund Proprietary Receipts, Not Otherwise Classified, All Other, United States Commission on International Religious Freedom	295		3220	095	360.00
General Fund Proprietary Receipts, Not Otherwise Classified, All Other, Committee for Purchase from People Who Are Blind or Severely Disabled	338		3220	020	200.00
General Fund Proprietary Receipts, Not Otherwise Classified, All Other, Commodity Futures Trading Commission	339		3220	140	37,263.71
General Fund Proprietary Receipts, Not Otherwise Classified, All Other, District of Columbia	349		3220	069	4,163.73
General Fund Proprietary Receipts, Not Otherwise Classified, All Other	352		3220	001	25,244.64
General Fund Proprietary Receipts, Not Otherwise Classified, All Other, Federal Election Commission	360		3220	160	215,599.67
General Fund Proprietary Receipts, Not Otherwise Classified, All Other, Federal Mine Safety and Health Review Commission	368		3220	028	119.99
General Fund Proprietary Receipts, Not Otherwise Classified, All Other, James Madison Memorial Fellowship Foundation	381		3220	002	200.00
General Fund Proprietary Receipts, Not Otherwise Classified, All Other, National Capitol Planning Commission	394		3220	025	0.51
General Fund Proprietary Receipts, Not Otherwise Classified, All Other	420		3220	000	157,012.07
General Fund Proprietary Receipts, Not Otherwise Classified, All Other, National Transportation Safety Board	424		3220	003	11.50
General Fund Proprietary Receipts, Not Otherwise Classified, All Other, Office of Government Ethics	434		3220	048	11,436.03
General Fund Proprietary Receipts, Not Otherwise Classified, All Other, Institute for Museum and Library Services	474		3220	003	10,557.42
General Fund Proprietary Receipts, Not Otherwise Classified, All Other, Corporation for National and Community Service	485		3220	055	681,878.83
General Fund Proprietary Receipts, Not Otherwise Classified, All Other, Public Defender Service, District of Columbia	511		3220	070	1,596.00
General Fund Proprietary Receipts, Not Otherwise Classified, All Other, United States Agency for Global Media	514		3220	068	56,572.18
General Fund Proprietary Receipts, Not Otherwise Classified, All Other, Millennium Challenge Corporation	524		3220	077	152,518.31
General Fund Proprietary Receipts, Not Otherwise Classified, All Other, Election Assistance Commission	525		3220	062	100.00
General Fund Proprietary Receipts, Not Otherwise Classified, All Other, FOIA, Federal Housing Finance Agency	537		3220	080	5,294.00
General Fund Proprietary Receipts, Not Otherwise Classified, All Other, FOIA Fees, Bureau of Consumer Financial Protection	581		3220	085	30.00
Cellulosic Biofuel Waiver Credits, Renewal Fuel Program, Environmental Protection Agency	068		3229	000	1,681,133.92
Other, Reclamation Fund, Interior	014		5000	028	179,019,933.37
Recreation Enhancement Fee Program, Bureau of Reclamation	014	X	5109	001	1,342,697.18
Sale and Rent of Real Property, International Center, Washington, D.C., State	019	X	5151	001	275,685.40
National Forests Fund, Roads and Trails for States	012	X	5203	001	13,188,891.76
Return of Principal from Private Sector Investments, Tribal Special Fund, Bureau of Trust Funds Administration, Interior	014	X	5265	004	76,970,497.54
Miscellaneous Sales of Assets, Tribal Special Fund, Bureau of Trust Funds Administration, Interior	014	X	5265	005	40,726.59
Lease of Land and Buildings, National Cemetery Administration Facilities Operation Fund, Veterans Affairs	036	X	5392	001	215,224.23
Reclamation Water Settlements Fund, Bureau of Reclamation, Interior	014	X	5593	001	120,000,000.00
Earnings on Investments, Bureau of Reclamation, Interior	014	X	5593	002	988,771.99
Water Storage Enhancement Receipts, Bureau of Reclamation, Interior	014		5704	001	74,693,462.75
Capitol Trust Account, Architect of the Capitol	001	X	5760	001	10,050.00
Return of Principal from Private Sector Investments, Tribal Trust Fund, Bureau of Trust Funds Administration, Interior	014	X	8030	004	13,016,158.12
Miscellaneous Sales of Assets, Tribal Trust Fund, Bureau of Trust Funds Administration, Interior	014	X	8030	005	135,384,061.21
Affordable Housing Allocations, Capital Magnet Fund, Departmental Offices, Treasury	020	X	8524	004	382,748,389.30
Affordable Housing Allocation, Housing Trust Fund, Housing and Urban Development	086	X	8560	001	710,818,437.27
Total, Miscellaneous Receipt Accounts					9,690,724,394.94
Receipt Clearing Accounts					
Collections and/or Payments Default, Justice	015	F	3500	000	5,072.76
Collections and/or Payments Default, National Reconnaissance Office	571	F	3500	079	-1,353.17
Deposits of Litigations, Internal Revenue Service, Treasury	020	F	3844	000	7,877,020.53
Proceeds of Sales, Personal Property (Suspense), The Judiciary	010	F	3845	000	233.00
Proceeds of Sales, Personal Property (Suspense), Peace Corps	011	F	3845	044	902,010.61
Proceeds of Sales, Personal Property, Soil Conservation Service	012	F	3845	010	3,172,598.00
Proceeds of Sales, Personal Property, Forest Service	012	F	3845	011	-9,268.46
Proceeds of Sales, Personal Property, Agricultural Research Service	012	F	3845	014	69,414.33
Proceeds of Sales, Personal Property, Animal and Plant Health Inspection Service	012	F	3845	016	554,566.17
Proceeds of Sales, Personal Property, Agricultural Marketing Services, Agriculture	012	F	3845	025	78,420.00
Proceeds of Sales, Personal Property, Foreign Agricultural Service	012	F	3845	029	-15,161.65
Proceeds of Sales, Personal Property, International Trade Administration	013	F	3845	012	8,077.05
Proceeds of Sales, Personal Property, National Oceanic and Atmospheric Administration	013	F	3845	014	908,040.00
Proceeds of Sales, Personal Property, Geological Survey	014	F	3845	008	641,888.67
Proceeds of Sales, Personal Property, United States Fish and Wildlife Service	014	F	3845	016	2,817,270.43
Proceeds of Sales, Personal Property, Office of Surface Mining Reclamation and Enforcement	014	F	3845	018	-37,059.00
Proceeds of Sales, Personal Property, Federal Bureau of Investigation	015	F	3845	002	27,760.46
Proceeds of Sales, Personal Property, Drug Enforcement Administration	015	F	3845	011	55,355.16
Proceeds of Sales, Personal Property (Suspense), State	019	F	3845	000	-1,691,225.12
Proceeds of Sales, Personal Property, Internal Revenue Service	020	F	3845	009	5,890.68
Proceeds of Sales, Personal Property (Suspense), Army	021	F	3845	000	94,735.11
Proceeds of Sales, Personal Property, Smithsonian Institution	033	F	3845	001	38,631.27
Proceeds of Sales, Personal Property (Suspense), Veterans Affairs	036	F	3845	000	-457,368.55
Proceeds of Sales, Personal Property, General Services Administration	047	F	3845	000	-2,330,096.82
Proceeds of Sales, Personal Property	070	F	3845	005	-16,983,668.60
Proceeds of Sales, Personal Property	070	F	3845	007	272,324.10
Proceeds of Sales, Personal Property	070	F	3845	019	14,145.86
Proceeds of Sales, Personal Property (Suspense), Agency for International Development	072	F	3845	000	-473,557.98
Proceeds of Sales, Personal Property, Defense	097	F	3845	000	-91,995.94
Proceeds of Sale, Personal Property, United States Agency for Global Media	514	F	3845	068	-24,279.84
Budget Clearing Account (Suspense), House of Representatives, Sergeant at Arms	000	F	3875	008	-220.78
Budget Clearing Account (Suspense), United States Courts	010	F	3875	002	-11,248,789.63
Budget Clearing Account (Suspense), Executive Operations	012	F	3875	004	5,975,461.93
Budget Clearing Account (Suspense), Soil Conservation Service	012	F	3875	010	109.51
Budget Clearing Account (Suspense), Forest Service	012	F	3875	011	77,822.69
Budget Clearing Account (Suspense), Agricultural Research Service	012	F	3875	014	-400.00
Budget Clearing Account (Suspense), Cooperative State Research, Education, and Extension Service	012	F	3875	015	7,568,584.90
Budget Clearing Account (Suspense), Animal and Plant Health Inspection Service	012	F	3875	016	208,968.31
Budget Clearing Account (Suspense), Agricultural Marketing Service	012	F	3875	025	167,149.80
Budget Clearing Account (Suspense), Food and Nutrition Service	012	F	3875	035	1,548,110.97
Budget Clearing Account (Suspense), Commodity Credit Corporation	012	F	3875	036	326,133.85
Budget Clearing Account (Suspense), Food Safety and Inspection Service	012	F	3875	037	19,113.66
Budget Clearing Account (Suspense), Central Voucher Payment Center	012	F	3875	040	-8,315,284.40
Budget Clearing Account (Suspense), Farm Service Agency	012	F	3875	049	-301.85
Budget Clearing Account (Suspense), Bureau of the Census	013	F	3875	004	187,515.71
Budget Clearing Account (Suspense), National Oceanic and Atmospheric Administration	013	F	3875	014	-3,537,723.56
Budget Clearing Account (Suspense), General Legal Activities	015	F	3875	001	5,424,917.09
Budget Clearing Account (Suspense), Federal Prison System	015	F	3875	010	-1,593,946.90

Receipts by Source Categories

Classification	Account Symbol				Receipt Offset Against Outlays
	AID	A	MAIN	SUB	
Proprietary Receipts from the Public - Continued					
Budget Clearing Account (Suspense), Navy	017	F	3875	001	858,519.14
Budget Clearing Account (Suspense), Navy (Special)	017	F	3875	004	145,616.31
Budget Clearing Account (Suspense), State	019	F	3875	000	-1,101,956.35
Budget Clearing Account (Suspense), for CAPPs Only, Office of Finance	019	F	3875	003	475,878.96
Budget Clearing Account (Suspense), Internal Revenue Service	020	F	3875	009	-44,112.01
Budget Clearing Account (Suspense), Bureau of the Fiscal Service, Treasury	020	F	3875	012	-508,273.50
Budget Clearing Account (Suspense), Bureau of the Fiscal Service	020	F	3875	017	-77,029,951.66
Budget Clearing Account (Suspense), Army	021	F	3875	001	144,816,317.06
Budget Clearing Account (Suspense), Veterans Affairs	036	F	3875	000	-2,419,107.39
Budget Clearing Account (Suspense), General Services Administration	047	F	3875	000	-893,806.47
Budget Clearing Account (Suspense), Securities and Exchange Commission	050	F	3875	000	-27,173.51
Budget Clearing Account (Suspense), Air Force	057	F	3875	001	510,949.80
Budget Clearing Account (Suspense), Environmental Protection Agency	068	F	3875	000	-25,194,735.56
Budget Clearing Account (Suspense)	070	F	3875	001	9,111.35
Budget Clearing Account (Suspense)	070	F	3875	006	18,335,978.17
Budget Clearing Account (Suspense)	070	F	3875	011	-7,426,473.69
Budget Clearing Account (Suspense)	070	F	3875	019	36,681.54
Budget Clearing Account	070	F	3875	023	-2,698,063.01
Budget Clearing Account (Suspense), Small Business Administration	073	F	3875	000	49,624,674.08
Budget Clearing Account (Suspense), Departmental Management	075	F	3875	001	511,222,323.15
Budget Clearing Account (Suspense), Food and Drug Administration	075	F	3875	006	903,045.47
Budget Clearing Account (Suspense), Program Support Center (DPM)	075	F	3875	007	36,000,519.26
Budget Clearing Account (Suspense), National Institutes of Health	075	F	3875	008	2,623,206.16
Budget Clearing Account (Suspense), Indian Health Services, Health and Human Services	075	F	3875	010	7,991,670.50
Budget Clearing Account (Suspense), Cash Control and Reconciliation Division	086	F	3875	000	306,233.69
Budget Clearing Account (Suspense), Cash Control and Reconciliation Division	086	F	3875	001	-70,999.22
Budget Clearing Account (Suspense), Energy	089	F	3875	000	11,324,892.22
Budget Clearing Account (Suspense), Education	091	F	3875	000	69,184,536.80
Budget Clearing Account (Suspense), Secretary of Defense	097	F	3875	000	-359.16
Budget Clearing Account (Suspense), Defense	097	F	3875	001	29,278,155.43
Unavailable Check Cancellations and Overpayments (Suspense), Peace Corps	011	F	3880	044	-54,525.45
Unavailable Check Cancellations and Overpayments (Suspense), National Oceanic and Atmospheric Administration, Commerce	013	F	3880	014	1,094,257.62
Unavailable Check Cancellations and Overpayments (Suspense), Economic Development Administration, Commerce	013	F	3880	020	-1,038,884.09
Unavailable Check Cancellations and Overpayments (Suspense), General Legal Activities	015	F	3880	001	-845.00
Unavailable Check Cancellations and Overpayments (Suspense), Navy	017	F	3880	000	102,762.32
Unavailable Check Cancellations and Overpayments (Suspense), for CAPPs Only, Office of Finance, State	019	F	3880	003	-1,364.34
Unavailable Check Cancellations and Overpayments (Suspense), Bangkok, Thailand	019	F	3880	068	-29,511.65
Unavailable Check Cancellations and Overpayments (Suspense), Charleston, SC	019	F	3880	069	165,973.96
Unavailable Check Cancellations and Overpayments (Suspense), Army	021	F	3880	000	-1,044,271.95
Unavailable Check Cancellations and Overpayments (Suspense) National Gallery of Art	033	F	3880	002	20.50
Unavailable Check Cancellations and Overpayments (Suspense), Air Force	057	F	3880	000	-200,663.81
Unavailable Check Cancellations and Overpayments (Suspense), Federal Aviation Administration	069	F	3880	013	504,386.56
Unavailable Check Cancellations and Overpayments (Suspense), Secretary of Defense	097	F	3880	000	3,146,537.19
Debt Collection Collections	020	F	3887	001	-388,073,118.42
Total, Receipt Clearing Accounts					373,039,691.36
Total, Proprietary Receipts from the Public					365,658,600,877.13
Intrabudgetary Receipts Deducted by Agency					
Intrafund Transactions					
Intrafund Transactions					
Interest from the Federal Financing Bank:					
Interest on Loans to Federal Financing Bank, Treasury	020		1418	000	1,809,871,373.60
Interest on Government Capital in Enterprises:					
Interest on Loans to the Washington Aqueduct, Bureau of the Fiscal Service, Treasury	020		1336	000	81.86
Interest on Loans from the Presidio Trust	020		1338	000	2,202,128.33
Interest on Loans and Federal Investment, Bonneville Power Administration Fund, Energy	020		1351	000	147,171,536.21
Interest on Loans to Western Area Power Administration, Energy	020		1360	000	2,310,946.34
Interest on Loans for College Housing and Academic Facilities Loans, Education	020		1363	000	868,312.35
Interest on Loans to Commodity Credit Corporation	020		1401	000	12,691,065.05
Interest on Loans, Higher Education Facilities Loan Fund	091		1422	000	18,616.27
Interest on Advances to Colorado River Dam Fund, Boulder Canyon Project	014		1427	000	372,455.79
Interest on Loans to National Flood Insurance Fund, Federal Emergency Management Agency	020		1433	000	356,812,500.00
Total, Interest on Government Capital in Enterprises					522,447,642.20
Interest Received by Retirement and Health Benefits Funds:					
Earnings on Investments, Postal Service Contributions for Retiree Health, Office of Personnel Management	024	X	5391	002	1,020,557,271.64
Earnings on Investments, DOD Medicare-Eligible Retiree Health Care Fund	097	X	5472	002	16,579,805,978.38
Earnings on Investments, DC Federal Pension Fund	020	X	5511	002	18,522,383.16
Total, Interest Received by Retirement and Health Benefits Funds					17,618,885,633.18
Total, Intrafund Transactions					19,951,204,648.98
General Fund Payments to Retirement and Health Benefits Funds					
DOD Retiree Health Care Fund:					
Federal Contributions, DOD Medicare-Eligible Retiree Health Care Fund	097	X	5472	003	6,983,000,000.00
Miscellaneous Federal Retirement Funds:					
Federal Contribution, DC Federal Pension Fund	020	X	5511	001	576,504,000.00
Payments to Railroad Retirement:					
Receipts from Federal Old-Age and Survivors Insurance (OASI) Trust Fund, Social Security Equivalent Benefit Account, Railroad Retirement Board	060	X	8010	031	4,792,466,000.00
Receipts from Disability Insurance (DI) Trust Fund, Social Security Equivalent Benefit Account, Railroad Retirement Board	060	X	8010	032	107,132,000.00
Payment from the National Railroad Retirement Investment Trust, Rail Industry Pension Fund, Railroad Retirement Board	060	X	8011	016	2,838,000,000.00

Receipts by Source Categories

Classification	Account Symbol				Receipt Offset Against Outlays
	AID	A	MAIN	SUB	

Intrabudgetary Receipts Deducted by Agency - Continued

Total, Payments to Railroad Retirement

7,737,598,000.00

Other:

Interest on Advances to Small Business Administration	073		1428	000	159,676.11
Recoveries from Federal Agencies for Settlement of Claims for Contract Disputes	020		3101	000	54,817,948.95
Reimbursements from Federal Agencies for Payments Made as a Result of Discriminatory Conduct	020		3112	000	56,414,535.16
Collections of Receivables from Cancelled Accounts	001		3200	000	7,067.82
Collections of Receivables from Cancelled Accounts, Library of Congress	003		3200	000	7,708.77
Collections of Receivables from Cancelled Accounts, Government Accountability Office	005		3200	000	199,942.67
Collections of Receivables from Cancelled Accounts	011		3200	000	66,400.19
Collections of Receivables from Cancelled Accounts, Agriculture	012		3200	000	4,116,441.10
Collections of Receivables from Cancelled Accounts	013		3200	000	1,880,371.55
Collections of Receivables from Cancelled Accounts, Interior	014		3200	000	33,543.43
Collections of Receivables from Cancelled Accounts	015		3200	000	79,232.43
Collections of Receivables from Cancelled Accounts, FBI, Justice	015		3200	002	68,066.57
Collections of Receivables from Cancelled Accounts, OJP, Justice	015		3200	004	2,998.19
Collections of Receivables from Cancelled Accounts, BOP, Justice	015		3200	010	21,056.30
Collections of Receivables from Cancelled Accounts, DEA, Justice	015		3200	011	177,676.81
Collections of Receivables from Cancelled Accounts, Labor	016		3200	000	1,828,333.30
Collections of Receivables from Cancelled Accounts	017		3200	000	26,236,471.01
Collections of Receivables from Cancelled Accounts, State	019		3200	000	5,020,133.42
Collections of Receivables from Cancelled Accounts, Departmental Offices, Treasury	020		3200	001	5,039.42
Collections of Receivables from Cancelled Accounts, Internal Revenue Service, Treasury	020		3200	009	393,981.32
Collections of Receivables from Cancelled Accounts, Bureau of the Fiscal Service, Treasury	020		3200	012	753.99
Collections of Receivables from Cancelled Accounts, Community Development Financial Institution, Treasury	020		3200	028	36,147.08
Collections of Receivables from Cancelled Accounts	021		3200	000	5,382,454.70
Collections of Receivables from Cancelled Accounts, Smithsonian Institution	033		3200	000	2,879.86
Collections of Receivables from Cancelled Accounts, Veterans Affairs	036		3200	000	3,833,872.37
Collections of Receivables from Cancelled Accounts, Equal Employment Opportunity Commission	045		3200	000	14,908.66
Collections of Receivables from Cancelled Accounts	057		3200	000	61,022,135.32
Collections of Receivables from Cancelled Accounts, Environmental Protection Agency	068		3200	000	29,220.45
Collections of Receivables from Cancelled Accounts	069		3200	000	4,221,902.72
Collections of Receivables from Cancelled Accounts	070		3200	000	10,601,452.10
Collections of Receivables from Cancelled Accounts	072		3200	000	54,798.86
Collections of Receivables from Cancelled Accounts, Small Business Administration	073		3200	000	7,178.75
Collections of Receivables from Cancelled Accounts	075		3200	000	433.31
Collections of Receivables from Cancelled Accounts, Office of the Secretary, Health and Human Services	075		3200	001	7,939,263.85
Collections of Receivables from Cancelled Accounts, National Institutes of Health, Health and Human Services	075		3200	008	433.31
Collections of Receivables from Cancelled Accounts, National Aeronautics and Space Administration	080		3200	000	1,637,074.18
Collections of Receivables from Cancelled Accounts, Housing and Urban Development	086		3200	000	2,392,102.32
Collections of Receivables from Cancelled Accounts, Energy	089		3200	000	3,214,592.17
Collections of Receivables from Cancelled Accounts, Education	091		3200	000	8,997.00
Collections of Receivables from Cancelled Accounts	097		3200	000	8,327,091.85
Collections of Receivables from Cancelled Accounts, Commission on Civil Rights	326		3200	019	114.31
Collections of Receivables from Cancelled Accounts, District of Columbia	349		3200	069	1,231.26
Collections of Receivables from Cancelled Accounts, National Endowment for the Arts	417		3200	001	0.42
Collections of Receivables from Cancelled Accounts, Corporation for National and Community Service	485		3200	055	593,537.88
Earnings on Investments, Office of Surface Mining Reclamation and Enforcement	014	X	5015	009	24,315,602.96
Earnings on Investments, Federal Aid to 1975 Wildlife Restoration Fund	014	X	5029	002	27,266,694.89
Earnings on Investments, Assets Forfeiture Fund, Justice	015	X	5042	002	40,444,700.08
Earnings on Investments, Perishable Agricultural Commodities, Agricultural Marketing Service	012	X	5070	002	5,281.71
Earnings on Investments, United States Trustee System Fund, Justice	015	X	5073	002	187,491.03
Earnings on Investments, Oliver Wendell Holmes Devise Fund, Library of Congress	003	X	5075	002	39.05
Advances and Reimbursements, Judiciary Automation Fund, The Judiciary	010	X	5114	003	508,452,228.00
Payment from the General Fund, Cooperative Endangered Species Conservation Fund	014	X	5143	000	74,803,110.00
Earnings on Investments, International Center, Washington, D. C., State	019	X	5151	002	15,266.08
Interest on Investments, Panama Canal Commission Compensation Fund, Labor	016	X	5155	002	48,654.29
Interest on Principal, Utah Reclamation Mitigation and Conservation Account	014	X	5174	002	-9,093,907.67
Federal Payments, International Litigation Fund, State	019	X	5177	002	3,612,274.00
Earnings on Investments, Defense Cooperation Account	097	X	5187	002	-99,344.75
Earnings on Investments, Natural Resource Damage Assessment and Restoration Fund, U.S. Fish and Wildlife Service, Interior	014	X	5198	002	5,590,931.37
Earnings on Investments, Native American Institutions Endowment Fund	012	X	5205	002	4,824,562.89
Earnings on Investments, Nuclear Waste Disposal Fund, Energy	089	X	5227	002	1,687,123,355.19
Earnings on Investments, Energy	089	X	5231	002	14,298,982.74
Earnings on Investment, Southern Nevada Public Land Management	014	X	5232	002	2,922,797.80
Earnings on Investments, Operation and Maintenance, Indian Irrigation Systems	014	X	5240	002	23,914.21
Earnings on Investment, Tribal Special Fund, Bureau of Trust Funds Administration, Interior	014	X	5265	002	43,910.50
Payments from Compensation and Pension, Medical CRE Collections Fund, Veterans Affairs	036	X	5287	008	1,988,740.25
Interest on Investments, Pesticide Registration Fund, Environmental Protection Agency	068	X	5374	002	3,924.73
Receipts, Acquisition Workforce Training Fund, General Services Administration	047		5381	001	14,186,958.69
Collections, Host Country Resident Contractors Separation Liability Fund, Peace Corps	011	X	5395	001	8,983,000.00
Interest Earned, Environmental Improvement and Restoration Fund, Office of Natural Resources Revenue, Interior	014	X	5425	002	24,664,521.87
Underpayment and Fraud Collection, Internal Revenue Service	020	X	5433	001	25,760,692.18
Federal Fee, Debt Collection Fund, Bureau of the Fiscal Service, Treasury	020	X	5445	004	27,294,195.30
Earnings on Investments, Lincoln County Land Act, Bureau of Land Management	014	X	5469	002	18,132.81
Employing Agency Contributions, Foreign Service National Defined Contributions Retirement Fund, State	019	X	5497	001	18,766,931.85
Interest on Investments, Foreign Service National Defined Contributions Retirement Fund, State	019	X	5497	002	498,464.71
Employee Contributions, Foreign Service National Defined Contributions Retirement Fund, State	019	X	5497	005	5,143,328.30
Earnings on Investments, Senate Preservation Fund, Library of Congress	000	X	5509	002	465.70
Interest Earnings on Investments in Treasury Securities, Federal Housing Finance Agency	537	X	5532	002	98,832.13
Interest, Child Enrollment Contingency Fund, Centers for Medicare and Medicaid Services, Health and Human Services	075	X	5551	002	14,076,879.99
Interest, Investor Protection Fund, Securities and Exchange Commission	050	X	5567	002	2,739,123.01
Earnings on Investments, Bureau of Consumer Financial Protection Fund	581	X	5577	002	253,493.88
Earnings on Investments, United States Victims of State Sponsored Terrorism Fund, General Legal Activities, Justice	015	X	5608	002	65,388.82
General Fund Payment, NIH Innovation, CURES Act	075		5628	001	404,000,000.00
General Fund Payment, FDA Innovation, CURES Act	075		5629	001	70,000,000.00
Earnings on Investments, Low-Hazard Indian Dam Safety Deferred Maintenance Fund	014		5638	002	37,465.75
Earnings on Investments, Indian Irrigation Fund, Bureau of Indian Affairs and Indian Education	014		5639	002	112,583.97
Earnings on Investments, Power Revenues, Indian Irrigation Projects	014	X	5648	002	12,842.04
Interest Earned on Investments, Blackfeet Water Settlement Implementation Fund, Bureau of Reclamation	014	X	5668	002	26,965.32

Receipts by Source Categories

Classification	Account Symbol				Receipt Offset Against Outlays
	AID	A	MAIN	SUB	

Intrabudgetary Receipts Deducted by Agency - Continued

Earnings on Investments, Treasury Forfeiture Fund	020	X	5697	002	1,557,801.63
Earnings on Investments, National Flood Insurance Reserve Fund, Homeland Security	070	X	5701	002	37,903,967.81
Earnings on Investments, National Parks and Public Land Legacy Restoration Fund, Department-Wide Pro	014	X	5715	002	321,483.48
Receipts from Civil Service Retirement and Disability Fund, Suspense	019	X	8186	005	1,599,162.79
Total, Other					3,305,761,092.62

Clearing Accounts:

IPAC Default, General Administration, Justice	015	F	3502	000	-674.52
IPAC Default, Defense	097	F	3502	000	-30,490.92
Undistributed Intragovernmental Payrolls, Health and Human Services	075	F	3870	000	902,834.42
Undistributed Intragovernmental Payments, United States Courts, The Judiciary	010	F	3885	002	2,519,204.83
Undistributed Intragovernmental Payments, Office of Administration, Executive Office of the President	011	F	3885	017	-2,166.36
Undistributed Intergovernmental Payments, Office of the Secretary	012	F	3885	003	4,647.45
Undistributed Intergovernmental Payments, Executive Operations, Agriculture	012	F	3885	004	5,253,661.52
Undistributed Intergovernmental Payments, Departmental Administration, Agriculture	012	F	3885	005	-130,327.12
Undistributed Intragovernmental Payments, Office of Communications, Agriculture	012	F	3885	006	-4,668.41
Undistributed Intergovernmental Payments, Office of Civil Rights, Agriculture	012	F	3885	007	-1,779.07
Undistributed Intragovernmental Payments, Office of Risk Management, Farm Service Agency, Agriculture	012	F	3885	008	-48,763.50
Undistributed Intragovernmental Payments, Office of the Inspector General, Agriculture	012	F	3885	009	-325,907.19
Undistributed Intragovernmental Payments, Natural Resources Conservation Service, Agriculture	012	F	3885	010	-2,404,052.72
Undistributed Intragovernmental Payments, Forest Service, Agriculture	012	F	3885	011	-349,923.09
Undistributed Intragovernmental Payments, Agricultural Research Service	012	F	3885	014	-662,044.84
Undistributed Intragovernmental Payments, Cooperative State Research, Education and Extension Service	012	F	3885	015	-35,608.17
Undistributed Intragovernmental Payments, Animal and Plant Health Inspection Service	012	F	3885	016	-22.17
Undistributed Intragovernmental Payments, Economic Research Service	012	F	3885	017	528,600.99
Undistributed Intragovernmental Payments, National Agricultural Statistics Service	012	F	3885	018	-967.43
Undistributed Intragovernmental Payments, Rural Development Administration	012	F	3885	020	1,037,091.91
Undistributed Intergovernmental Payments, Office of the General Counsel	012	F	3885	022	-139,754.77
Undistributed Intragovernmental Payments, Agricultural Marketing Service	012	F	3885	025	20.81
Undistributed Intragovernmental Payments, Farm Production and Conservation Programs	012	F	3885	026	47,804.46
Undistributed Intragovernmental Payments, Foreign Agricultural Service	012	F	3885	029	-95,319.22
Undistributed Intragovernmental Payments, Food and Nutrition Service	012	F	3885	035	1,106,285.88
Undistributed Intragovernmental Payment, Commodity Credit Corporation	012	F	3885	036	-87,667.34
Undistributed Intragovernmental Payments, Food Safety and Inspection Service, Agriculture	012	F	3885	037	17,213.21
Undistributed Intragovernmental Payments, National Finance Center, Agriculture	012	F	3885	040	-22,271,815.83
Undistributed Intragovernmental Payments, Farm Service Agency, Agriculture	012	F	3885	049	361,855.41
Undistributed Intragovernmental Payments, National Institute of Standards and Technology	013	F	3885	010	-52,787.60
Undistributed Intragovernmental Payments, Patent and Trademark Office, Commerce	013	F	3885	011	1,519,263.23
Undistributed Intragovernmental Payments, National Oceanic Atmospheric Administration, Commerce	013	F	3885	014	173,100.00
Undistributed Intragovernmental Payments, Bureau of Land Management	014	F	3885	011	-42,238,568.78
Undistributed Intragovernmental Payments, Legal Activities	015	F	3885	001	-233,427,559.00
Undistributed Intragovernmental Payments, Federal Bureau of Investigation	015	F	3885	002	-804,887.77
Undistributed Intragovernmental Payments, Navy	017	F	3885	000	2,987,174.96
Undistributed Intragovernmental Payments, Navy (OPAC-Difference)	017	F	3885	007	-1,483,257.78
Undistributed Intragovernmental Payments, for CAPPs Only, Office of Finance, State	019	F	3885	003	169,139,147.52
Undistributed Intragovernmental Payments, Treasury	020	F	3885	001	-1,373,373.46
Undistributed Intergovernmental Payments, Internal Revenue Service	020	F	3885	011	660,013,919.73
Undistributed Intragovernmental Payments, Army	021	F	3885	000	-59.94
Undistributed Intragovernmental Payments, Army (OPAC-Difference)	021	F	3885	007	-957,330.46
Undistributed Intragovernmental Payments, Veterans Affairs	036	F	3885	000	4,367,504.25
Undistributed Intragovernmental Payments, General Services Administration	047	F	3885	000	-73,902.17
Undistributed Intragovernmental Payments, Air Force	057	F	3885	000	-1,064,337.77
Undistributed Intragovernmental Payments, Air Force (OPAC-Difference)	057	F	3885	007	-4,167,951.92
Undistributed Intragovernmental Payments, Environmental Protection Agency	068	F	3885	000	23,543,063.79
Undistributed Intergovernmental Payments, Federal Aviation Administration	069	F	3885	013	80,164.40
Undistributed Intragovernmental Payments	070	F	3885	006	-12,751,766.39
Undistributed Intragovernmental Payments	070	F	3885	011	-8,569,208.26
Undistributed Intergovernmental Payment	070	F	3885	012	203,642.95
Undistributed Intergovernmental Payments, Homeland Security	070	F	3885	021	-113,657.35
Undistributed Intragovernmental Payments	070	F	3885	023	27,487,800.12
Undistributed Intragovernmental Payments, Agency for International Development	072	F	3885	000	1,832,037.76
Undistributed Intragovernmental Payments, Small Business Administration	073	F	3885	000	671,636.42
Undistributed Intragovernmental Payments, Departmental Management	075	F	3885	001	-32,512,402.88
Undistributed Intragovernmental Payments, Food and Drug Administration	075	F	3885	006	11,640,107.32
Undistributed Intragovernmental Payments, National Institutes of Health	075	F	3885	008	1,899,071.25
Undistributed Intragovernmental Payments, Energy	089	F	3885	000	-2,769,136.98
Undistributed Intragovernmental Payments, Education	091	F	3885	000	-12,774,586.64
Undistributed Intragovernmental Payments, Corps of Engineers	096	F	3885	000	43,963.03
Undistributed Intragovernmental Payments, Defense	097	F	3885	000	6,261.45
Undistributed Intragovernmental Payments, Defense (OPAC-Difference)	097	F	3885	007	-2,843,193.55
Total, Clearing Accounts					532,817,157.70
Total, General Fund Payments to Retirement and Health Benefits Funds					19,135,680,250.32
Total, Intrafund Transactions					39,086,884,899.30

Interfund Transactions

Contributions to Insurance Programs:

Federal Contributions, Federal Supplementary Medical Insurance Trust Fund	075	X	8004	001	330,972,844,588.92
Miscellaneous Federal Payments, Federal Supplementary Medical Insurance Trust Fund	075	X	8004	006	765,412.10
Federal Contributions for Administrative Costs, Medicare Prescription Drug Account, FSMI	075	X	8004	046	882,000,000.00
Federal Contributions for Benefits, Medicare Prescription Drug Account, FSMI	075	X	8004	047	81,180,676,259.28
Payments from the General Fund, Federal Hospital Insurance Trust Fund	075	X	8005	006	1,298,061,061.95
Federal Hospital Trust Fund, Transfer from General Fund (OASI) Taxes	075	X	8005	035	24,975,000,000.00
Payments from the General Fund for Health Care Fraud and Abuse Control Account, Fraud and Abuse Control Program, Federal Hospital Insurance Trust Fund	075	X	8005	044	148,039,068.00
Miscellaneous Federal Payments, Federal Old-Age and Survivors Insurance Trust Fund	028	X	8006	006	34,325,380,348.05
FOASI, General Fund Payments for Payroll Tax Holiday, SSA	028	X	8006	018	1,609,346.05
Federal Payments for Pension Reform Administrative Expenses, Federal Old-Age and Survivors Insurance Trust Fund	028	X	8006	043	2,283,104.86
Miscellaneous Federal Payments, Federal Disability Insurance Trust Fund	028	X	8007	006	480,651,271.17

Receipts by Source Categories

Classification	Account Symbol				Receipt Offset Against Outlays
	AID	A	MAIN	SUB	
Intrabudgetary Receipts Deducted by Agency - Continued					
FDI, General Fund Payments for Payroll Tax Holiday, SSA	028	X	8007	018	273,285.66
Advances from the General Fund for Financial Interchange Interest, Social Security Equivalent Benefit Account, Railroad Retirement Board	060	X	8010	004	5,952,871.24
General Fund Payment, Social Security Equivalent Benefit Account, Railroad Retirement Board	060	X	8010	011	551,051,899.60
Income Tax Credits, Social Security Equivalent Benefit Account, Railroad Retirement Board	060	X	8010	012	281,000,000.00
Federal Payments to Railroad Retirement Trust Funds, Railroad Retirement Account	060	X	8011	007	499,000,000.00
Federal Employees Compensation Account Deposits by Federal Agencies, Unemployment Trust Fund	016	X	8042	010	563,160,859.05
Payments from the General Fund for Extending Unemployment Compensation	016	X	8042	013	177,203,215,509.85
Federal Contribution, Department of Defense Military Retirement Fund	097	X	8097	003	98,106,000,000.00
Employing Agency Contributions, Department of Defense, Education Benefits Fund	097	X	8098	001	69,445,557.14
Federal Payment to the Judicial Survivors Annuities Fund, The Judiciary	010	X	8110	004	29,100,000.00
Federal Payment to Judicial Officers Retirement Fund, The Judiciary	010	X	8122	004	229,400,000.00
Federal Payment to Claims Court, Judges Retirement Fund, The Judiciary	010	X	8124	001	3,817,048.22
Payments from General and Special Funds, National Service Life Insurance Fund	036	X	8132	003	14,386.92
Federal Contribution, Civil Service Retirement and Disability Fund	024	X	8135	005	45,975,384,414.00
Receipts Transferred from Foreign Service Retirement and Disability Fund, Civil Service Retirement and Disability Fund	024	X	8135	006	3,751.89
Employing Agency Payments for Salaries of Reemployed Annuitants, (Suspense) Civil Service Retirement and Disability	024	X	8135	007	38,051,887.22
Employing Agency Contributions, Defense	097	X	8165	001	7,309,164.29
Federal Contribution, Foreign Service Retirement and Disability Fund	019	X	8186	008	480,600,000.00
Federal Payments to D.C. Judicial Retirement and Survivors Annuity Fund	020	X	8212	003	18,738,000.00
Foreign Service National Separation Liability Trust Fund, United States Agency for Global Media	514	X	8285	001	467,902.00
Employing Agency Contributions, Voluntary Separation Incentive Fund	097	X	8335	001	21,400,000.00
Foreign Service National Separation Liability Trust Fund, Library of Congress	003	X	8339	001	192,437.43
Foreign Service National Separation Liability Trust Fund, State	019	X	8340	001	32,811,574.00
Foreign National Employee Separation Liability Fund, Agency for International Development	072	X	8342	001	9,001,627.82
Total, Contributions to Insurance Programs					798,392,702,636.71
Miscellaneous Payments:					
General Fund Proprietary Interest, Not Otherwise Classified, Armed Forces Retirement Home	084		1435	000	76.99
Interest Payments on Advances to the Black Lung Disability Trust Fund	020		1495	000	94,606,239.69
Interest on Advances to the Railroad Retirement Account	020		1497	000	99,890,511.98
Interest on Loans or Advances to the Extended Unemployment Compensation Account, Bureau of the Fiscal Service, Treasury	020		1501	010	117,172,659.68
Interest on Loans or Advances to the Federal Unemployment Account, Bureau of the Fiscal Service, Treasury	020		1501	020	980,953,144.09
Charges for Services to Trust Funds	019		2414	000	6,390.00
Charges for Administrative Expenses of Social Security Act, as Amended	020		2416	000	770,279,588.60
Transfer from Civil Service Fund for Excess Postal Pension, Retiree Health Benefits, Office of Personnel Management	024	X	5391	004	269,851.19
Federal Hospital Insurance Trust Fund Transfers from the General Fund (Criminal Fines)	075	X	8005	046	67,452,797.51
Federal Hospital Insurance Trust Fund Transfers from the General Fund (Civil Monetary Penalties)	075	X	8005	047	69,012,760.61
Federal Hospital Insurance Trust Fund Transfers from the General Fund (Asset Forfeiture)	075	X	8005	048	134,782,877.06
General Fund Payment, Limitation on the Office of Inspector General, Railroad Retirement Board	060	X	8018	001	500,000.00
Payments from Wool Research, Development and Promotion Trust Fund	012	X	8100	001	2,250,000.00
Payment from the General Fund, Highway Trust Fund (Mass Transit), Federal Highway Administration, Transportation	069	X	8102	013	3,200,000,000.00
Payment from the General Fund, Highway Trust Fund, Treasury	069	X	8102	034	10,400,000,000.00
General Fund Payment, Airport and Airway Trust Fund, Transportation	069	X	8103	006	14,000,000,000.00
General Fund Payment, Grants-in-Aid for Airports, Transportation	069		8106	001	2,400,000,000.00
Payment from the General Fund, Radiation Exposure Compensation Trust Fund, Justice	015	X	8116	001	70,000,000.00
Interfund Transactions, Hazardous Substance Superfund	068	X	8145	005	1,153,461,519.90
Payment from the General Fund, Open World Leadership Center Trust Fund	009	X	8148	003	6,000,000.00
General Fund Payment, Limitation on Administration, Railroad Retirement Board	060		8237	001	8,300.00
General Fund Payment, Limitation on Administration, Railroad Retirement Board	060	X	8237	001	27,975,000.00
Payment from the General Fund, Corporation for National and Community Service	485	X	8267	003	185,000,000.00
Payment from Operating Expenses, National Service Trust Fund	485	X	8267	005	18,379,923.00
Payment to the John C. Stennis Center for Public Service Training and Development	009	X	8275	001	1,000,000.00
Payment from the General Fund, Patient-Centered Outcomes Research Trust Fund	579		8299	003	285,000,000.00
General Fund Payment to the Armed Forces Retirement Home, Armed Forces Retirement Home Trust Fund, Armed Forces Retirement Home	084	X	8522	008	22,000,000.00
General Fund Payment, Trade Enforcement Trust Fund, Office of the U.S. Trade Representative, Executive Office of the President	011	X	8581	001	13,973,826.63
General Fund Payments, Morris K. Udall and Stewart L. Udall Foundation	487	X	8615	001	1,800,000.00
Payment From The General Fund, National Surface Transportation and Innovative Finance Bureau Highway Trust Fund Account, Upward Reestimates, Transportation	069	X	8634	001	379,610,369.31
Profits from Sale of Ships, Stores, Navy	017	X	8723	001	11,485,422.73
Total, Miscellaneous Payments					34,512,871,258.97
Total, Interfund Transactions					832,905,573,895.68
Total, Intrabudgetary Receipts Deducted by Agency					871,992,458,794.98
Undistributed Offsetting Receipts					
Employer Share, Employee Retirement					
Non-DOD Employing Agency Contributions, DOD Medicare-Eligible Retiree Health Care Fund	097	X	5472	001	246,338,294.00
Department of Defense Contributions, DOD Retiree Health Care Fund	097	X	5472	005	8,375,811,000.00
Transfers from General Fund of Amounts Equal to Federal Employer Contributions for FICA Taxes, Federal Hospital Insurance Trust Fund	075	X	8005	012	4,283,000,000.00
Postal Service Employer Contributions, Federal Hospital Insurance Trust Fund	075	X	8005	013	597,000,000.00
Transfers from General Fund of Amounts Equal to Federal Employer Contributions for FICA Taxes, Federal Old-Age and Survivors Insurance Trust Fund	028	X	8006	012	17,002,000,000.00
Transfers from General Fund of Amounts Equal to Federal Employer Contributions for FICA Taxes, Federal Disability Insurance Trust	028	X	8007	012	2,888,000,000.00
Employing Agency Contributions, Department of Defense Military Retirement Fund	097	X	8097	001	25,236,030,730.64
Federal Contributions (Concurrent Receipt Accruals), Military Retirement Fund	097	X	8097	004	9,844,912,000.00
Employing Agency Contributions, Suspense, Civil Service Retirement and Disability Fund	024	X	8135	002	37,764,065,753.24
Employer's Contributions from Off-Budget Federal Agencies, Civil Service Retirement and Disability Fund	024	X	8135	022	4,059,859,171.73
Employing Agency Contributions, Foreign Service Retirement and Disability Fund, Suspense	019	X	8186	004	383,866,616.00
Employing Agency Contributions, United States Court of Appeals for Veterans Claims	345	X	8290	003	5,783,000.00
Total, Employer Share, Employee Retirement					110,686,666,565.70
Interest Received by Trust Funds					

Receipts by Source Categories

Classification	Account Symbol				Receipt Offset Against Outlays
	AID	A	MAIN	SUB	
Undistributed Offsetting Receipts - Continued					
Earnings on Investments, Federal Supplementary Medical Insurance Trust Fund	075	X	8004	002	2,053,927,208.84
Interest Paid to the Federal Hospital Insurance Trust Fund, Federal Supplementary Medical Insurance Trust Fund	075	X	8004	023	-1,159,220.00
Interest, Medicare Prescription Drug Account, FSMI	075	X	8004	037	45,661,596.18
Earnings on Investments, Federal Hospital Insurance Trust Fund	075	X	8005	002	2,436,638,394.48
Interest Payments by Railroad Retirement Board, Federal Hospital Insurance Trust Fund	075	X	8005	005	16,362,000.00
Interest Received from Federal Supplementary Medical Insurance Trust Fund, Federal Hospital Insurance Trust Fund	075	X	8005	023	1,159,220.00
Earnings on Investments, Federal Old-Age and Survivors Insurance Trust Fund	028	X	8006	002	70,535,325,352.47
Earnings on Investments, Federal Disability Insurance Trust Fund	028	X	8007	002	2,717,898,410.35
Earnings on Investments, Social Security Equivalent Benefit Account, Railroad Retirement Board	060	X	8010	001	23,381,191.54
Interest Transferred to Federal Hospital Insurance Trust Fund, Social Security Equivalent Benefit Account, Railroad Retirement Board	060	X	8010	018	-16,362,000.00
Earning on Investments, Railroad Retirement Account	060	X	8011	001	13,506,020.53
Earnings on Investments, Inspection and Grading of Farm Products	012	X	8015	002	22,722.89
Interest on Bequest of Gertrude M. Hubbard, Library of Congress	003	X	8022	002	800.00
Earnings on Investments, Japan-United States Friendship Commission Trust Fund	382	X	8025	002	1,695,107.14
Earnings on Investment, Tribal Trust Fund, Bureau of Trust Funds Administration, Interior	014	X	8030	002	53,346.14
Earnings on Investment, Library of Congress Trust Fund	003	X	8031	002	7,776.74
Earnings on Investments, Library of Congress Trust Fund	003	X	8032	002	406,769.81
Earnings on Investments, Donations to National Park Service, National Park Service, Interior	014	X	8037	002	43,380.92
Earnings on Investments, Land Between the Lakes Trust Fund, Forest Service	012	X	8039	002	127,891.34
Earnings on Investments, Unemployment Trust Fund	016	X	8042	002	1,280,617,420.67
Earnings on Investments, Preservation, Birthplace of Abraham Lincoln	014	X	8052	002	3,442.50
Earnings on Investments, Department of Defense Military Retirement Fund	097	X	8097	002	45,975,993,770.07
Earnings on Investments, Department of Defense Education Benefits Fund	097	X	8098	002	46,997,418.98
Earnings on Investments, Highway Trust Fund	069	X	8102	002	9,739,057.28
Earnings on Investments, Airport and Airway Trust Fund	069	X	8103	002	267,828,618.96
Earnings on Investments, Judicial Survivors Annuities Fund, The Judiciary	010	X	8110	002	25,216,908.90
Earnings on Investments, Tax Court Judges Survivors Annuity Fund, United States Tax Court	023	X	8115	002	279,342.61
Earnings on Investments in Federal Securities, National Railroad Retirement Investment Trust	060	X	8118	002	9,396,235.04
Interest and Profits on Investments, Judicial Officers Annuities Fund, The Judiciary	010	X	8122	002	36,079,891.50
Interest on Investments, Claims Court Judges Retirement Fund, The Judiciary	010	X	8124	002	1,895,275.06
Earnings on Investments, National Archives Gift Fund	088	X	8127	002	2,844.30
Earnings on Investments, Relief and Rehabilitation, Longshoreman's and Harbor Workers' Compensation Act, as Amended, Labor	016	X	8130	002	22,951.81
Earnings on Investments, National Service Life Insurance Fund	036	X	8132	002	60,743,484.82
Earnings on Investments, Relief and Rehabilitation, Workmen's Compensation Act, within the District of Columbia, Labor	016	X	8134	002	1,551.99
Earnings on Investments, Civil Service Retirement and Disability Fund	024	X	8135	004	22,996,268,227.47
Interest Received by the Trust Fund from Federal Financing Bank Obligations, Civil Service Retirement Disability Fund	024	X	8135	025	191,997,157.50
Earnings on Investments, Hazardous Substance Superfund	068	X	8145	002	76,503,689.42
Earnings on Investments, Aquatic Resources Trust Fund	070	X	8147	003	30,425,894.25
Earnings on Investments, Russian Leadership Center Trust Fund	009	X	8148	002	92,487.97
Premium and Other Receipts, United States Government Life Insurance Fund	036	X	8150	001	1,830.44
Earnings on Investments, United States Government Life Insurance Fund	036	X	8150	002	37,514.63
Earnings on Investments, Leaking Underground Storage Tank Trust Fund	068	X	8153	002	476,086.08
Earnings on Investments, National Security Education Trust Fund	097	X	8168	002	928.89
Earnings on Investments, Vaccine Injury Compensation Trust Fund	075	X	8175	002	58,914,808.77
Earnings on Investments, General Post Fund, National Homes	036	X	8180	002	512,438.62
Earnings on Investments Oil Spill Liability Trust Fund, Homeland Security	070	X	8185	002	69,562,590.79
Earnings on Investments, Foreign Service Retirement and Disability Fund	019	X	8186	002	480,097,628.14
Earnings on Investments, Lower Brule Sioux Tribe Terrestrial Wildlife Habitat Restoration Trust Fund, Bureau of the Fiscal Service, Treasury	020	X	8207	002	296,548.17
Earnings on Investments, Cheyenne River Sioux Tribe Terrestrial Wildlife Habitat Restoration Trust Fund, Bureau of the Fiscal Service, Treasury	020	X	8209	002	842,846.82
Interest on Investments	020	X	8212	002	2,496,431.90
Earnings on Investments, South Dakota Terrestrial Wildlife Habitat Restoration Trust Fund	096	X	8217	002	2,100,198.88
Earnings on Federal Investments, Public Safety Trust Fund, National Telecommunications and Information Administration	013	X	8233	002	22,175,864.34
Earnings on Investments, Gifts and Bequests for Disaster Relief, Departmental Management, Homeland Security	070	X	8244	002	2,544.31
Earnings on Investments, National Institutes of Health Unconditional Gift Fund, Health and Human Services	075	X	8248	002	27,552.03
Earnings on Investments, National Institutes of Health Conditional Gift Fund	075	X	8253	002	1,035.62
Interest on Investments, Corporation for National Community Service	485	X	8267	002	1,092,025.68
Interest and Earnings on Investments, Israeli Arab Scholarship Program	019	X	8271	002	117,016.26
Interest on Investments, John C. Stennis Center for Public Service Training and Development	009	X	8275	002	293,236.73
Earnings on Investments, Eisenhower Exchange Fellowship Program Trust Fund	570	X	8276	002	121,858.10
Interest on Investments, Barry Goldwater Scholarship and Excellence in Education Foundation	313	X	8281	002	1,913,052.99
Earnings on Investments, James Madison Memorial Fellowship Trust Fund	381	X	8282	002	2,154,465.88
Earnings on Investments, United States Court of Appeals for Veterans Claims	345	X	8290	002	811,058.71
Earnings on Investments, Harry S. Truman Scholarship Foundation	372	X	8296	002	717,856.56
Earnings on Investments, Patient-Centered Outcomes Research Trust Fund	579	X	8299	002	21,906.41
Interest on Investments, U.S. Capitol Preservation Commission	009	X	8300	002	10,940.78
Earnings on Investments, Voluntary Separation Incentive Fund	097	X	8335	002	2,181,088.71
Earnings on Investments, Host Nation Support for U.S. Relocation Activities	097	X	8337	002	79,245.54
Earnings on Investments, Support for U.S. Relocation to Guam Activities, Defense	097	X	8358	002	18,344,923.94
Earnings and Investments, Office of the Secretary Gift Fund	075	X	8514	002	930,399.00
Interest from Investments, Armed Forces Retirement Home Trust Fund, Armed Forces Retirement Home	084	X	8522	002	47,914.22
Earnings on Investments, General Gift Fund, USCG, Homeland Security	070	X	8533	002	12,199.59
Interest on Investments, Endeavor Teacher Fellowship Trust	080	X	8550	002	300.81
Interest on Investments, Morris K. Udall and Stewart L. Udall Foundation	487	X	8615	002	1,731,891.78
Earnings on Investments, Gulf Coast Restoration Trust Fund, Bureau of the Fiscal Service, Treasury	020	X	8625	002	11,112,442.54
Earnings on Investments, Department of the Navy General Gift Fund	017	X	8716	002	186.66
Earnings on Investments, United States Naval Academy General Gift Fund	017	X	8733	002	14,531.56
Earnings on Investments, Gifts and Bequests, Treasury	020	X	8790	002	518.75
Earnings on Investments, Center for Middle Eastern-Western Dialogue Trust Fund, State	019	X	8813	002	239,799.62
Earnings on Investments, Unconditional Gift Fund, General, Department of State	019	X	8821	002	35,862.74
Earnings on Investments, Conditional Gift Fund, General, State	019	X	8822	002	191,859.36
Earnings on Investments, Inland Waterways Trust Fund	096	X	8861	002	81,962.35
Earnings on Investments, Harbor Maintenance Trust Fund	096	X	8863	002	60,414,552.63
Earnings on Investments, Patients' Benefit Fund, National Institutes of Health	075	X	8888	002	420.61
Earnings on Investments, Patients' Benefit Fund, Public Health Service Hospitals, Health Resources and Services Administration	075	X	8889	002	4,173.00
Earnings on Investments, Esther Cattell Schmitt Gift Fund, Bureau of the Fiscal Service, Treasury	020	X	8902	002	35.15

Receipts by Source Categories

Classification	Account Symbol				Receipt Offset Against Outlays
	AID	A	MAIN	SUB	
Undistributed Offsetting Receipts - Continued					
Earnings on Investments, Department of the Army General Gift Fund	021	X	8927	002	4,475.19
Earnings on Investments, Department of the Air Force General Gift Fund	057	X	8928	002	9.02
Earnings and Investments, Science, Space and Technology Education Trust Fund	080	X	8978	002	569,861.24
Gifts and Donations, National Aeronautics and Space Administration	080	X	8980	001	800.00
Total, Interest Received by Trust Funds					149,579,601,331.01
Other Interest					
Interest Received from Outer Continental Shelf Escrow Amounts, Interior	014		1493	000	2,476.05
Rents and Royalties on the Outer Continental Shelf					
Royalties on Outer Continental Shelf Lands, Interior	014		2020	000	2,195,929,409.68
Arctic National Wildlife Refuge (ANWR) Oil and Gas Leasing Revenues, Federal Share, Interior	014		2025	000	8,245,269.00
Budget Clearing Account (Suspense), Mineral Leasing Rights	014	F	3875	017	623,796,256.08
Land and Water Conservation Fund, Surplus Property Sales, National Park Service	014		5005	002	600,545.00
Land and Water Conservation Fund, Royalty Receipts, Outer Continental Shelf Lands, National Park Service	014		5005	008	886,811,771.47
Outer Continental Shelf Rents and Bonuses, LWCF Share from Certain Leases, National Park Service	014		5005	009	89,181,069.97
Land and Water Conservation Fund, Surplus Property Sales, National Park Service	096		5005	002	87,550.00
Historic Preservation Fund, Receipts, Outer Continental Shelf Lands	014		5140	000	150,000,000.00
Arctic National Wildlife Refuge, Rent, Royalties, and Bonuses, (Alaska Share), Office of Natural Resources Revenue, Interior	014	X	5488	001	8,245,269.00
Outer Continental Shelf Rents and Bonuses, State Share from Certain Gulf of Mexico Leases, Office of Natural Resources Revenue, Interior	014	X	5535	001	54,338,094.12
Outer Continental Shelf Royalties, Office of Natural Resources Revenue, Interior	014	X	5535	002	213,607,541.77
Total, Rents and Royalties on the Outer Continental Shelf					4,230,842,776.09
Other					
Spectrum Relocation Activities, Executive Office of the President	011	X	5512	001	4,466,078,542.00
Spectrum Auction Proceeds					
Spectrum Auction Receipts, National Telecommunications and Information Administration, Commerce	013		8233	001	4,476,093,291.65
Total, Undistributed Offsetting Receipts					273,439,284,982.50
Offsetting Governmental Receipts					
Regulatory Fees					
Registration, Filing, and Permit Fees, Pipeline and Hazardous Materials Administration, Transportation	069		0855	000	531,400.00
Fees and Recoveries, Federal Energy Regulatory Commissions, Energy	089		0894	000	31,102,518.30
Passenger Security Fees Returned to the General Fund, Transportation Security Administration, Homeland Security	070		0900	000	1,440,000,000.00
Marine Safety User Fees U.S. Coast Guard	070		2421	000	17,292,776.96
Fees for Bankruptcy Oversight, United States Trustee System Fund, Justice	015	X	5073	001	368,960,152.01
Immigration User Fees, Homeland Security	070		5087	003	263,684,581.17
Immigration Examinations Fee Account, Homeland Security	070	X	5088	001	4,713,384,575.18
Land Border Inspection Fees, Homeland Security	070	X	5089	001	28,092,514.23
H-1B Nonimmigrant Petitioner Account, Homeland Security	070		5106	001	383,640,270.00
Breached Bond Penalties Greater Than \$8m, Breached Bond Detention Fund, Border and Transportation Security, Homeland Security	070	X	5126	001	26,210,629.95
Diversion Control Fee Account	015	X	5131	001	549,083,781.31
Pipeline Safety User Fees, Research and Special Programs Administration	069		5172	000	136,567,420.24
Underground Natural Gas Storage Facility Safety	069		5172	004	8,061,662.40
Nuclear Facilities Fees Fund, Nuclear Regulatory Commission	031	X	5280	001	714,255,497.06
Environmental Services, Environmental Protection Agency	068		5295	000	27,835,560.03
Student and Exchange Visitor Fee, Border and Transportation Security, Homeland Security	070	X	5378	001	170,859,924.48
Fees, Aviation Security Capital Fund, Transportation Security Administration, Homeland Security	070	X	5385	001	250,000,000.00
Fines and Penalties, Immigration Enforcement Account, U.S. Customs and Border Protection, Homeland Security	070	X	5451	001	145,356.67
Detention and Removal Operations Fees, U.S. Immigration and Customs Enforcement, Homeland Security	070	X	5542	001	300,080.00
International Registered Traveler Program Fund, U.S. Customs and Border Protection, Homeland Security	070	X	5543	001	143,592,844.79
Customs Conveyance, Passenger, and Other Fees, USCS, Homeland Security	070	X	5695	020	310,515,828.62
Customs Merchandise Processing Fee, USCS, Homeland Security	070		5695	030	2,974,860,801.86
Mobile Home Inspection and Monitoring Fees, Manufactured Housing Fees Trust Fund, Housing and Urban Development	086		8119	001	16,693,200.00
Total, Regulatory Fees					12,575,671,375.26
Other					
Tonnage Duty Fees	020		0311	000	29,698,341.25
Restoration, Rocky Mountain Arsenal, Army	021	X	5098	001	1,021,507.42
H-1B and L Fraud Prevention and Detection Account	070		5389	001	120,776,158.79
Fisheries Enforcement Asset Forfeiture Fund Deposits, National Oceanic and Atmospheric Administration, Commerce	013	X	5583	001	2,143,049.09
Sanctuaries Enforcement Asset Forfeiture Fund Deposits, National Oceanic and Atmospheric Administration, Commerce	013	X	5584	001	292,552.06
Earnings on Investment, High-Hazard Indian Dam Safety Deferred Maintenance Fund	014		5637	002	85,225.88
Temporary L-1 Visa Fees, 9-11 Response and Biometric Exit Account, USCBP, Homeland Security	070	X	5702	001	2,434,499.00
Temporary H-1B Visa Fees, 9-11 Response and Biometric Exit Account, USCBP, Homeland Security	070	X	5702	003	25,930,000.00
Payment from Commodity Credit Corporation, Emergency Citrus Disease Research and Development Trust	012	X	8559	001	25,000,000.00
Total, Other					207,381,333.49
Total, Offsetting Governmental Receipts					12,783,052,708.75
Total, Receipts by Source Categories					5,569,852,256,090.77

Part Three

Detail of Appropriations, Outlays, and Balances

Appropriations, Outlays, and Balances - Continued

Appropriation or Fund Account Title	Account Symbol				Balances, Beginning of Fiscal Year	Appropriations and Other Obligational Authority ¹	Transfers Borrowings and Investment (Net) ²	Outlays (Net)	Balances Withdrawn and Other Transactions ³	Balances, End of Fiscal Year	
	Period of Availability	ATA	AID	MAIN							SUB
<p style="text-align: center;">Legislative Branch</p> <p style="text-align: center;">Senate</p> <p style="text-align: center;">General Fund Accounts</p>											
<p>Compensation of Members and Related Administrative Expenses, Senate Fund Resources:</p>											
Undisbursed Funds	2021		000	0100	000	-----	24,949,150.00	-----	21,930,478.56	-----	3,018,671.44
	2020					3,192,016.60	-----	-----	1,987,086.20	-----	1,204,930.40
	2019					486,984.16	-----	-----	-----	486,984.16	-----
	Subtotal		000	0100	000	3,679,000.76	24,949,150.00	-----	23,917,564.76	486,984.16	4,223,601.84
<p>Expense Allowances of the Vice President, the President Pro Tempore, Majority and Minority Leaders, Majority and Minority Whips, and Chairmen of the Majority and Minority Conference Committees, Senate Fund Resources:</p>											
Undisbursed Funds	2021		000	0107	000	-----	203,910.00	-----	56,224.37	-----	147,685.63
	2020					125,669.60	-----	-----	21,447.07	-----	104,222.53
	2019					102,182.27	-----	-----	-----	102,182.27	-----
	Subtotal		000	0107	000	227,851.87	203,910.00	-----	77,671.44	102,182.27	251,908.16
<p>Representation Allowances for the Majority and Minority Leaders, Senate Fund Resources:</p>											
Undisbursed Funds	2021		000	0108	000	-----	14,070.00	-----	-----	-----	14,070.00
	2020					26,140.00	-----	-----	-----	-----	26,140.00
	2019					5,140.00	-----	-----	-----	5,140.00	-----
	Subtotal		000	0108	000	31,280.00	14,070.00	-----	-----	5,140.00	40,210.00
<p>Salaries, Officers and Employees, Senate Fund Resources:</p>											
Undisbursed Funds	2020-2022		000	0110	000	-----	30,000.00	-----	30,000.00	-----	-----
	2021					-----	221,020,000.00	-----	193,533,276.78	-----	27,486,723.22
	2019-2021					-----	-----	16,000.00	16,000.00	-----	-----
	2020					25,752,999.54	-----	-5,000.00	18,002,741.97	-----	7,745,257.57
	2019					12,873,039.29	-----	-----	1,280,495.27	11,592,544.02	-----
	Subtotal		000	0110	000	38,626,038.83	221,050,000.00	11,000.00	212,862,514.02	11,592,544.02	35,231,980.79
<p>Contingent Expenses, Miscellaneous Items, Senate Fund Resources:</p>											
Undisbursed Funds	2021-2023		000	0123	000	-----	24,877,100.00	-----	15,250,587.13	-----	9,626,512.87
	2020-2022					7,474,243.78	-30,000.00	-----	1,248,676.60	-----	6,195,567.18
	2021					-----	457,000.00	-----	141,179.41	-----	315,820.59
	2019-2021					4,145,026.60	-----	-16,000.00	1,108,701.61	-----	3,020,324.99
	2020					177,127.58	-----	5,000.00	95,925.31	-----	86,202.27
	2018-2020					4,565,682.65	-----	-----	425,128.08	-----	4,140,554.57
	2019					48,977.69	-----	-----	484.06	48,493.63	-----
	2017-2019					3,261,938.59	-----	-----	147.00	3,261,791.59	-----
	No Year					40,499,506.70	-----	-----	3,200,148.02	-----	37,299,358.68
	Subtotal		000	0123	000	60,172,503.59	25,304,100.00	-11,000.00	21,470,977.22	3,310,285.22	60,684,341.15

Footnotes at End of Chapter

Appropriations, Outlays, and Balances - Continued

Appropriation or Fund Account Title	Account Symbol				Balances, Beginning of Fiscal Year	Appropriations and Other Obligational Authority ¹	Transfers Borrowings and Investment (Net) ²	Outlays (Net)	Balances Withdrawn and Other Transactions ³	Balances, End of Fiscal Year
	Period of Availability	ATA	AID	MAIN						
Contingent Expenses, Secretary of the Senate, Senate Fund Resources: Undisbursed Funds	2021-2025		000	0126	000	----- 6,436,000.00	----- -----	3,184,455.78	----- -----	3,251,544.22
	2020-2024				8,307,337.29	-----	-----	3,586,132.32	-----	4,721,204.97
	2019-2023				225,284.91	-----	-----	146,696.55	-----	78,588.36
	2018-2022				14,220.73	-----	-----	9,257.59	-----	4,963.14
	2017-2021				1.10	-----	-----	-----	-----	1.10
	2016-2020				0.34	-----	-----	-----	-----	0.34
	No Year				8,632,713.36	3,100,000.00	-----	4,486,068.09	-----	7,246,645.27
	Subtotal		000	0126	000	17,179,557.73	9,536,000.00	11,412,610.33	-----	15,302,947.40
Contingent Expenses, Sergeant at Arms and Doorkeeper of the Senate, Senate Fund Resources: Undisbursed Funds	2021-2026		000	0127	000	----- 7,832,856.00	----- 134,481,200.00	----- 68,056,768.65	----- -----	7,832,856.00
	2021-2025				-----	-----	-----	68,056,768.65	-----	66,424,431.35
	2020-2024				62,514,715.78	-----	-----	20,379,705.43	-----	42,135,010.35
	2019-2023				36,482,251.53	-----	-----	13,269,788.71	-----	23,212,462.82
	2018-2022				20,162,512.94	-----	-----	9,384,293.21	-----	10,778,219.73
	2021				-----	1,250,000.00	-----	-----	-----	1,250,000.00
	2017-2021				9,321,741.31	-----	-----	5,728,807.23	-----	3,592,934.08
	2020				1,530,295.00	-----	-----	1,027,794.30	-----	502,500.70
	2016-2020				2,676,564.10	-----	-----	1,646,271.03	-----	1,030,293.07
	2019				95,937.04	-----	-----	45,482.75	50,454.29	-----
	2015-2019				751,940.71	-----	-----	621,843.69	130,097.02	-----
	No Year				1,774,541.30	4,740,000.00	-----	1,774,043.52	-----	4,740,497.78
	Subtotal		000	0127	000	135,310,499.71	148,304,056.00	121,934,798.52	180,551.31	161,499,205.88
Contingent Expenses of the Senate, Inquiries and Investigations, Senate Fund Resources: Undisbursed Funds	2021-2023		000	0128	000	----- 13,350,000.00	----- -----	----- -----	----- -----	13,350,000.00
	2020-2022				26,650,000.00	-----	-----	-----	-----	26,650,000.00
	2021				-----	119,915,000.00	-----	101,441,619.97	-----	18,473,380.03
	2019-2021				25,650,000.00	-----	-----	20,000,000.00	-----	5,650,000.00
	2020				16,531,231.14	-----	-----	13,801,555.26	-----	2,729,675.88
	2018-2020				650,000.00	-----	-----	-----	-----	650,000.00
	2019				199,760.07	-----	-----	109,295.35	90,464.72	-----
	2017-2019				9,150,000.00	-----	-----	150,000.00	9,000,000.00	-----
	Subtotal		000	0128	000	78,830,991.21	133,265,000.00	135,502,470.58	9,090,464.72	67,503,055.91
Contingent Expenses, United States Senate Caucus on International Narcotics Control, Senate Fund Resources: Undisbursed Funds	2021		000	0129	000	----- 508,000.00	----- -----	286,017.73	----- -----	221,982.27
	2020				191,961.95	-----	-----	19,818.33	-----	172,143.62
	2019				119,149.78	-----	-----	-----	119,149.78	-----

Footnotes at End of Chapter

Appropriations, Outlays, and Balances - Continued

Appropriation or Fund Account Title	Account Symbol				Balances, Beginning of Fiscal Year	Appropriations and Other Obligational Authority ¹	Transfers Borrowings and Investment (Net) ²	Outlays (Net)	Balances Withdrawn and Other Transactions ³	Balances, End of Fiscal Year
	Period of Availability	ATA	AID	MAIN SUB						
Subtotal		000	0129	000	311,111.73	508,000.00	-----	305,836.06	119,149.78	394,125.89
Contingent Expenses, Senator's Official Personnel and Office Expense Account, Senate Fund Resources:										
Undisbursed Funds	2021-2023	000	0130	000	-----	20,128,950.00	-----	-----	-----	20,128,950.00
	2020-2022				20,128,950.00	-----	-----	17,000,000.00	-----	3,128,950.00
	2021				-----	440,871,050.00	-----	393,675,613.39	-----	47,195,436.61
	2019-2021				9,128,950.00	-----	-----	8,900,000.00	-----	228,950.00
	2020				45,729,338.88	-----	-----	45,711,666.07	-----	17,672.81
	2018-2020				678,950.00	-----	-----	670,000.00	-----	8,950.00
	2019				179,425.64	-----	-----	4,486.24	174,939.40	-----
	2017-2019				184,218.00	-----	-----	180,000.00	4,218.00	-----
Subtotal		000	0130	000	76,029,832.52	461,000,000.00	-----	466,141,765.70	179,157.40	70,708,909.42
Official Mail Costs, Senate Fund Resources:										
Undisbursed Funds	2021	000	0132	000	-----	300,000.00	-----	109,894.86	-----	190,105.14
	2020				192,738.97	-----	-----	10,024.05	-----	182,714.92
	2019				199,745.58	-----	-----	-----	199,745.58	-----
Subtotal		000	0132	000	392,484.55	300,000.00	-----	119,918.91	199,745.58	372,820.06
Contingent Expenses, Stationery, Revolving Fund, Senate Fund Resources:										
Undisbursed Funds	No Year	000	0140	000	2,625,906.16	-----	-----	-130,014.83	-----	2,755,920.99
Salaries and Expenses, Office of Senate Legal Counsel, Senate Fund Resources:										
Undisbursed Funds	2021	000	0171	000	-----	1,197,000.00	-----	881,068.17	-----	315,931.83
	2020				361,261.82	-----	-----	78,263.51	-----	282,998.31
	2019				236,860.74	-----	-----	-6,271.67	243,132.41	-----
Subtotal		000	0171	000	598,122.56	1,197,000.00	-----	953,060.01	243,132.41	598,930.14
Expense Allowance for the Secretary of the Senate, Sergeant at Arms and Doorkeeper of the Senate and Secretaries for the Majority and for the Minority of the Senate, Senate Fund Resources:										
Undisbursed Funds	2020-2024	000	0172	000	0.39	-----	-----	-----	-----	0.39
	2021				-----	28,440.00	-----	15,365.37	-----	13,074.63
	2020				12,869.00	-----	-----	3,118.83	-----	9,750.17
	2019				7,097.27	-----	-----	-----	7,097.27	-----
Subtotal		000	0172	000	19,966.66	28,440.00	-----	18,484.20	7,097.27	22,825.19
Settlements and Awards Reserve, Contingent Expenses, Senate Fund Resources:										
Undisbursed Funds	No Year	000	0184	000	1,000,000.00	-1,000,000.00	-----	-----	-----	-----
Salaries and Expenses, Office of the Legislative Counsel of the Senate, Senate Fund Resources:										
Undisbursed Funds	2021	000	0185	000	-----	6,681,000.00	-----	5,854,506.42	-----	826,493.58
	2020				770,944.19	-----	-----	559,223.57	-----	211,720.62
	2019				298,443.79	-----	-----	19,035.00	279,408.79	-----

Footnotes at End of Chapter

Appropriations, Outlays, and Balances - Continued

Appropriation or Fund Account Title	Account Symbol				Balances, Beginning of Fiscal Year	Appropriations and Other Obligational Authority ¹	Transfers Borrowings and Investment (Net) ²	Outlays (Net)	Balances Withdrawn and Other Transactions ³	Balances, End of Fiscal Year
	Period of Availability	ATA	AID	MAIN						
Subtotal		000	0185	000	1,069,387.98	6,681,000.00	-----	6,432,764.99	279,408.79	1,038,214.20
Congressional Use of Foreign Currency, Senate Fund Resources: Undisbursed Funds	No Year	000	0188	001	18,772,220.21	-----	-----	944,189.82	-----	17,828,030.39
Public Enterprise Funds										
Senate Restaurant Fund, Senate Fund Resources: Undisbursed Funds	No Year	000	4022	000	3,463,964.41	-----	-----	144,516.57	-----	3,319,447.84
Contingent Expenses, Senate Computer Center Revolving Fund, Senate Fund Resources: Undisbursed Funds	No Year	000	4046	000	10,000.00	-----	-----	-----	-----	10,000.00
Senate Health Promotion, Revolving Fund, Senate Fund Resources: Undisbursed Funds	No Year	000	4051	000	4,775.40	-----	-----	-----	-----	4,775.40
Senate Office of Public Records, Revolving Fund, Senate Fund Resources: Undisbursed Funds	No Year	000	4052	000	283,439.58	-----	-----	-67.60	-----	283,507.18
Senate Gift Shop Revolving Fund, Senate Fund Resources: Undisbursed Funds	No Year	000	4062	000	6,217,743.54	-----	-----	-156,323.42	-----	6,374,066.96
Senate Photographic Studio Revolving Fund, Senate Fund Resources: Undisbursed Funds	No Year	000	4086	000	1,035,367.37	-----	-----	6,554.41	-----	1,028,812.96
Senate Recording Studio Revolving Fund, Senate Fund Resources: Undisbursed Funds	No Year	000	4087	000	2,211,689.45	-----	-----	157,514.12	-----	2,054,175.33
Daniel Webster Senate Page Resident Revolving Fund, Senate Fund Resources: Undisbursed Funds	No Year	000	4101	000	637,578.22	-----	-----	-2,267.22	-----	639,845.44
Senate Hair Care Revolving Fund, Senate Fund Resources: Undisbursed Funds	No Year	000	4326	000	216,715.96	-----	-----	56,429.77	-----	160,286.19
Total, Senate					448,958,030.00	1,031,340,726.00	-----	1,002,170,968.36	25,795,842.93	452,331,944.71
House of Representatives										
General Fund Accounts										
Compensation of Members and Related Administrative Expenses, House of Representatives Fund Resources: Undisbursed Funds	2021	000	0200	000	-----	105,531,380.00	-----	94,585,169.03	-----	10,946,210.97
	2020				9,016,735.25	-----	-----	7,926,227.05	1,090,583.26	⁴ -75.06
	Subtotal	000	0200	000	9,016,735.25	105,531,380.00	-----	102,511,396.08	1,090,583.26	10,946,135.91
Payment to Widows and Heirs of Deceased Members of Congress, House of										

Footnotes at End of Chapter

Appropriations, Outlays, and Balances - Continued

Appropriation or Fund Account Title	Account Symbol				Balances, Beginning of Fiscal Year	Appropriations and Other Obligational Authority ¹	Transfers Borrowings and Investment (Net) ²	Outlays (Net)	Balances Withdrawn and Other Transactions ³	Balances, End of Fiscal Year	
	Period of Availability	ATA	AID	MAIN							SUB
Representatives Fund Resources: Undisbursed Funds	No Year		000	0215	000	522,000.00		\$ 522,000.00			
Salaries and Expenses, House of Representatives Fund Resources: Undisbursed Funds	2021-2023		000	0400	000	163,466,000.00		159,929,350.66		3,536,649.34	
	2021-2022					425,188,427.00		329,804,214.22		95,384,212.78	
	2021					836,723,197.00		770,769,153.19		65,954,043.81	
	2020-2021					33,123,094.72	-1,530,127.36	22,259,556.34		9,333,411.02	
	2019-2021					627,246.10		523,016.31		104,229.79	
	2020					60,807,871.76	942,127.36	46,088,319.08		15,661,680.04	
	2019-2020					1,361,849.08		1,081.16		1,360,767.92	
	2019					12,336,768.87		6,448,671.51	124,294.29	5,763,803.07	
	2018-2019					2,301,024.45	-2,241,585.39	59,439.06			
	2017-2019					977,380.24			977,380.24		
	2018					\$ 1,660,436.11	-1,660,436.11				
	No Year					69,432,659.85	67,091,376.00	43,624,350.84		96,801,706.51	
	Subtotal		000	0400	000	182,628,331.18	1,492,469,000.00	-588,000.00	1,379,507,152.37	1,101,674.53	293,900,504.28
Contingent Expenses, Stationery, Revolving Fund, House of Representatives Fund Resources: Undisbursed Funds	No Year		000	0440	000	3,820,811.58		-204,089.65	⁷ 1,000,000.00	3,024,901.23	
Congressional Use of Foreign Currency, House of Representatives Fund Resources: Undisbursed Funds	No Year		000	0488	001	11,764,443.44		368,416.85		11,396,026.59	
Public Enterprise Funds											
Contingent Expenses, House Recording Studio, Revolving Fund, House of Representatives Fund Resources: Undisbursed Funds	No Year		000	4004	000	2,048,217.06		-30,881.34		2,079,098.40	
Contingent Expenses, Page Residence Hall and Meal Plan, House of Representatives Fund Resources: Undisbursed Funds	No Year		000	4011	000	212,976.64			⁷ 212,976.00	0.64	
House Services Revolving Fund, House of Representatives Fund Resources: Undisbursed Funds	No Year		000	4199	000	3,433,318.23		-118,555.44		3,551,873.67	
House Child Care Center Revolving Fund, House of Representatives Fund Resources: Undisbursed Funds	No Year		000	4436	000	4,090,754.83		588,000.00	1,033,445.88	3,645,308.95	
Intragovernmental Funds											
Net Expenses of Equipment Revolving Fund, House of Representatives Fund Resources: Undisbursed Funds	No Year		000	4509	000	2,391,214.85		-700,348.77		3,091,563.62	

Footnotes at End of Chapter

Appropriations, Outlays, and Balances - Continued

Appropriation or Fund Account Title	Account Symbol				Balances, Beginning of Fiscal Year	Appropriations and Other Obligational Authority ¹	Transfers Borrowings and Investment (Net) ²	Outlays (Net)	Balances Withdrawn and Other Transactions ³	Balances, End of Fiscal Year
	Period of Availability	ATA	AID	MAIN						
Net Expenses of Telecommunications Revolving Fund, House of Representatives Fund Resources:										
Undisbursed Funds	No Year		000	4515	7,700,675.64	-----	-----	-274,019.46	⁷ 3,000,000.00	4,974,695.10
Total, House of Representatives					227,107,478.70	1,598,522,380.00	-----	1,482,614,516.52	6,405,233.79	336,610,108.39
Joint Items										
General Fund Accounts										
Salaries and Contingent Expenses, Joint Economic Committee, Senate Fund Resources:										
Undisbursed Funds	2021		000	0181	-----	4,203,000.00	-----	3,105,884.08	-----	1,097,115.92
	2020				1,002,107.26	-----	-----	596,845.52	-----	405,261.74
	2019				593,669.97	-----	-----	-----	593,669.97	-----
	Subtotal		000	0181	1,595,777.23	4,203,000.00	-----	3,702,729.60	593,669.97	1,502,377.66
Joint Congressional Committee on Inaugural Ceremonies of 2021, Senate Fund Resources:										
Undisbursed Funds	2020-2021		000	0186	1,426,843.62	2,000,000.00	-----	3,051,664.30	-----	375,179.32
Office of Congressional Accessibility Services, Senate Fund Resources:										
Undisbursed Funds	2021		000	0190	-----	1,536,000.00	-----	1,078,287.26	-----	457,712.74
	2020				495,656.91	-----	-----	102,146.52	-----	393,510.39
	2019				447,845.42	-----	-----	-----	447,845.42	-----
	No Year				100,000.00	-----	-----	-----	-----	100,000.00
	Subtotal		000	0190	1,043,502.33	1,536,000.00	-----	1,180,433.78	447,845.42	951,223.13
Contingent Expenses, Office of the Attending Physician, House of Representatives, Fund Resources:										
Undisbursed Funds	2021		000	0425	-----	3,869,000.00	-----	2,921,280.79	-----	947,719.21
	2020				1,138,307.99	-----	-----	878,074.16	-----	260,233.83
	2019				555,972.77	-----	-----	334,485.11	221,487.66	-----
	2018				⁶ -----	-----	-----	-----	-----	-----
	No Year				419,180.24	5,000,000.00	-----	1,667,538.18	-----	3,751,642.06
	Subtotal		000	0425	2,113,461.00	8,869,000.00	-----	5,801,378.24	221,487.66	4,959,595.10
Contingent Expenses, Joint Committee on Taxation, House of Representatives, Fund Resources:										
Undisbursed Funds	2021		000	0460	-----	11,905,000.00	-----	11,280,988.81	-----	624,011.19
	2020				649,139.43	-----	-----	641,572.67	-----	7,566.76
	2019				154,888.36	-----	-----	-----	154,888.36	-----
	2018				⁶ -----	-----	-----	-----	-----	-----
	Subtotal		000	0460	804,027.79	11,905,000.00	-----	11,922,561.48	154,888.36	631,577.95
Total, Joint Items					6,983,611.97	28,513,000.00	-----	25,658,767.40	1,417,891.41	8,419,953.16
Capitol Police										
General Fund Accounts										

Footnotes at End of Chapter

Appropriations, Outlays, and Balances - Continued

Appropriation or Fund Account Title	Account Symbol				Balances, Beginning of Fiscal Year	Appropriations and Other Obligational Authority ¹	Transfers Borrowings and Investment (Net) ²	Outlays (Net)	Balances Withdrawn and Other Transactions ³	Balances, End of Fiscal Year
	Period of Availability	ATA	AID	MAIN						
General Expenses, Capitol Police, House of Representatives Fund Resources:										
Undisbursed Funds	No Year		000	0476	000	5,395.01	-----	-----	-----	5,395.01
Funds Held Outside the Treasury	2001					4,000.00	-----	-----	-----	4,000.00
	Subtotal		000	0476	000	9,395.01	-----	-----	-----	9,395.01
Security Enhancements, Capitol Police Board, House of Representatives Fund Resources:										
Undisbursed Funds	No Year		002	0461	000	1,187,363.09	-----	-----	10,987.69	1,176,375.40
General Expenses, Capitol Police Fund Resources:										
Undisbursed Funds	2021-2022		002	0476	000	-----	31,341,000.00	-----	2,651,519.00	28,689,481.00
	2021					-----	87,505,000.00	-----	33,197,790.99	54,307,209.01
	2020-2021					3,241,819.52	-----	3,321,152.00	6,392,992.30	169,979.22
	2020					45,164,137.85	-----	-----	37,000,530.23	8,163,607.62
	2019-2020					86,636.70	-----	-----	52,757.60	33,879.10
	2019					6,505,390.00	-----	-----	1,133,758.53	5,371,631.47
	2018-2019					22,294.55	-----	-----	-----	22,294.55
	2018					2,774,009.82	-----	-----	32,199.08	2,741,810.74
	2017-2018					9,381.07	-----	-----	-----	9,381.07
	2017					3,599,878.45	-----	-----	167,079.29	3,432,799.16
	2016-2017					5,220.27	-----	-----	-----	5,220.27
	2016					2,996,873.95	-----	-----	26,750.00	2,970,123.95
	2015-2016					9,434.43	-----	-----	9,434.43	-----
	No Year					18,739,884.53	6,267,000.00	-----	37,681.45	24,969,203.08
Funds Held Outside the Treasury	2018					4,000.00	-----	-----	-----	4,000.00
	2001					-4,000.00	-----	-----	-----	-4,000.00
	Subtotal		002	0476	000	83,154,961.14	125,113,000.00	3,321,152.00	80,693,058.47	2,979,558.38
Salaries, Capitol Police Fund Resources:										
Undisbursed Funds	2021-2022		002	0477	000	-----	33,895,000.00	-----	6,482,543.52	27,412,456.48
	2021					-----	424,397,000.00	-----	386,704,461.10	37,692,538.90
	2020-2021					6,000,000.00	-----	-3,321,152.00	2,678,526.35	321.65
	2020					20,247,081.55	-----	-----	19,392,149.99	854,931.56
	2019					1,322,025.57	-----	-----	5,473.64	1,316,551.93
	2018					1,706,517.90	-----	-----	-1,537.51	1,708,055.41
	2017					3,751,393.86	-----	-----	-----	3,751,393.86
	2016					4,671,144.26	-----	-----	3,474,853.74	1,196,290.52
	No Year					-----	3,600,000.00	-----	-----	3,600,000.00
	Subtotal		002	0477	000	37,698,163.14	461,892,000.00	-3,321,152.00	418,736,470.83	1,196,290.52
United States Capitol Police Mutual Aid Reimbursements, Capitol Police Fund Resources:										
Undisbursed Funds	2021-2026		002	0478	000	-----	35,396,000.00	-----	9,096,000.00	26,300,000.00
Special Fund Accounts										

Footnotes at End of Chapter

Appropriations, Outlays, and Balances - Continued

Appropriation or Fund Account Title	Account Symbol				Balances, Beginning of Fiscal Year	Appropriations and Other Obligational Authority ¹	Transfers Borrowings and Investment (Net) ²	Outlays (Net)	Balances Withdrawn and Other Transactions ³	Balances, End of Fiscal Year	
	Period of Availability	ATA	AID	MAIN							SUB
United States Capitol Police Memorial Fund, Capitol Police Fund Resources:											
Undisbursed Funds	No Year		002	5083	000	661,421.00	132,073.80	-----	400,000.00	-----	* 393,494.80
Total, Capitol Police						122,711,303.38	622,533,073.80	-----	508,936,516.99	4,175,848.90	232,132,011.29
Office of Compliance											
General Fund Accounts											
Awards and Settlements, Office of Congressional Workplace Rights Fund Resources:											
Undisbursed Funds	No Year		009	1450	000	5,592.46	1,000,000.00	-----	531,290.56	-----	474,301.90
Salaries and Expenses, Office of Compliance Fund Resources:											
Undisbursed Funds	2021-2022		009	1600	000	-----	1,000,000.00	-----	145,982.50	-----	854,017.50
	2021					-----	6,500,000.00	-----	4,954,675.56	-----	1,545,324.44
	2020-2021					899,640.50	-----	-----	484,926.62	-----	414,713.88
	2020					1,072,397.57	-----	-----	753,824.13	-----	318,573.44
	2019-2020					345,232.08	-----	-----	225,467.25	-----	119,764.83
	2019					153,525.32	-----	-----	17,188.35	-----	136,336.97
	2018-2019					3,777.23	-----	-----	-----	-----	3,777.23
	2018					28,419.33	-----	-----	-----	-----	28,419.33
	2017-2018					30,501.36	-----	-----	-----	-----	30,501.36
	2017					40,765.26	-----	-----	-----	-----	40,765.26
	2016-2017					29,431.15	-----	-----	-----	-----	29,431.15
	2016					53,523.22	-----	-----	-----	53,523.22	-----
	2015-2016					32,855.34	-----	-----	-----	32,855.34	-----
	Subtotal		009	1600	000	2,690,068.36	7,500,000.00	-----	6,582,064.41	86,378.56	3,521,625.39
Total, Office of Compliance						2,695,660.82	8,500,000.00	-----	7,113,354.97	86,378.56	3,995,927.29
Congressional Budget Office											
General Fund Accounts											
Salaries and Expenses, Congressional Budget Office Fund Resources:											
Undisbursed Funds	2021		008	0100	000	-----	57,292,000.00	-----	51,888,604.19	-----	5,403,395.81
	2020					4,430,766.73	-----	-----	4,122,045.03	-----	308,721.70
	2019					463,658.14	-----	-----	86,709.31	-----	376,948.83
	2018					897,985.31	-----	-----	339,337.58	-----	558,647.73
	2017					102,937.19	-----	-----	-----	-----	102,937.19
	2016					227,547.95	-----	-----	-----	227,547.95	-----
	No Year					27,723.10	-----	-----	-----	27,723.10	-----
	Subtotal		008	0100	000	6,150,618.42	57,292,000.00	-----	56,436,696.11	255,271.05	6,750,651.26
Total, Congressional Budget Office						6,150,618.42	57,292,000.00	-----	56,436,696.11	255,271.05	6,750,651.26
Architect of the Capitol											
General Fund Accounts											

Footnotes at End of Chapter

Appropriations, Outlays, and Balances - Continued

Appropriation or Fund Account Title	Account Symbol				Balances, Beginning of Fiscal Year	Appropriations and Other Obligational Authority ¹	Transfers Borrowings and Investment (Net) ²	Outlays (Net)	Balances Withdrawn and Other Transactions ³	Balances, End of Fiscal Year
	Period of Availability	ATA	AID	MAIN						
Capital Construction and Operations, Architect of the Capitol Fund Resources: Undisbursed Funds	2021-2025		001	0100	000	----- 1,500,000.00	-----	-----	-----	1,500,000.00
	2021-2022					----- 21,869,069.00	-----	-----	-----	21,869,069.00
	2021					----- 125,962,000.00	-----	91,040,627.28	-----	34,921,372.72
	2020-2021					7,071,496.10	----- 1,000,000.00	----- 6,481,019.20	-----	1,590,476.90
	2017-2021					1,272,842.20	-----	----- 482,991.00	-----	789,851.20
	2020					31,128,054.23	-----	----- 27,834,799.67	-----	3,293,254.56
	2019					3,876,950.49	-----	----- 732,502.97	-----	3,144,447.52
	2018					1,572,704.78	-----	----- 109,031.36	-----	1,463,673.42
	2014-2018					5,901.12	-----	-----	-----	5,901.12
	2017					1,323,019.01	-----	----- 125,042.39	-----	1,197,976.62
	2016					1,778,921.85	-----	----- 1,699,547.26	79,374.59	-----
	2012-2016					5,207.14	-----	-----	5,207.14	-----
	Subtotal		001	0100	000	48,035,096.92	150,331,069.00	----- 128,505,561.13	84,581.73	69,776,023.06
Capitol Buildings, Architect of the Capitol Fund Resources: Undisbursed Funds	2021-2025		001	0105	000	----- 6,099,000.00	-----	-----	-----	6,099,000.00
	2020-2024					40,752,561.12	-----	----- 7,036,910.42	-----	33,715,650.70
	2019-2023					15,938,022.55	-----	----- 3,023,239.40	-----	12,914,783.15
	2018-2022					7,906,649.87	-----	----- 1,988,839.02	-----	5,917,810.85
	2021					----- 28,620,000.00	-----	----- 25,306,682.00	-----	3,313,318.00
	2017-2021					1,705,187.05	-----	----- 964,354.29	-----	740,832.76
	2020					2,889,297.90	-----	----- 2,475,969.38	-----	413,328.52
	2016-2020					1,539,010.87	-----	----- 1,363,871.72	-----	175,139.15
	2019					154,051.29	-----	----- 30,744.67	-----	123,306.62
	2015-2019					369,969.52	-----	----- 308,967.24	-----	61,002.28
	2018					180,872.66	-----	----- 12,275.83	-----	168,596.83
	2014-2018					91,444.71	-----	----- 86,346.92	-----	5,097.79
	2017					33,547.81	-----	-----	-----	33,547.81
	2016					315,260.49	-----	----- 4,895.00	310,365.49	-----
	2012-2016					110,427.01	-----	-----	110,427.01	-----
	No Year					1,255,865.17	-----	----- 52,969.02	-----	1,202,896.15
	Subtotal		001	0105	000	73,242,168.02	34,719,000.00	----- 42,656,064.91	420,792.50	64,884,310.61
Alterations and Improvements, Buildings and Grounds, to Provide Facilities for the Physically Handicapped, Architect of the Capitol Fund Resources: Undisbursed Funds	No Year		001	0106	000	19,704.71	-----	----- 443.54	-----	19,261.17
Capitol Grounds, Architect of the Capitol Fund Resources: Undisbursed Funds	2021-2025		001	0108	000	----- 7,800,000.00	-----	-----	-----	7,800,000.00
	2020-2024					3,000,000.00	-----	-----	-----	3,000,000.00
	2019-2023					4,331,464.10	-----	----- 311,865.07	-----	4,019,599.03
	2018-2022					3,146,794.15	-----	----- 87,107.82	-----	3,059,686.33

Footnotes at End of Chapter

Appropriations, Outlays, and Balances - Continued

Appropriation or Fund Account Title	Account Symbol				Balances, Beginning of Fiscal Year	Appropriations and Other Obligational Authority ¹	Transfers Borrowings and Investment (Net) ²	Outlays (Net)	Balances Withdrawn and Other Transactions ³	Balances, End of Fiscal Year	
	Period of Availability	ATA	AID	MAIN							SUB
	2021				-----	12,760,000.00	-----	9,850,711.26	-----	2,909,288.74	
	2017-2021				2,909,400.00	-----	-----	967,280.65	-----	1,942,119.35	
	2020				2,649,061.42	-----	-----	2,386,469.85	-----	262,591.57	
	2016-2020				897,610.80	-----	-----	144,113.31	-----	753,497.49	
	2019				724,156.39	-----	-----	334,067.25	-----	390,089.14	
	2015-2019				71,617.80	-----	-----	33,534.31	-----	38,083.49	
	2018				168,345.54	-----	-----	-440.71	-----	168,786.25	
	2014-2018				52,799.87	-----	-----	-----	-----	52,799.87	
	2017				82,124.47	-----	-----	-704.45	-----	82,828.92	
	2016				347,768.92	-----	-----	332,645.15	15,123.77	-----	
	No Year				1,491,283.59	-----	-----	198,898.78	-----	1,292,384.81	
	Subtotal		001	0108	000	19,872,427.05	20,560,000.00	-----	14,645,548.29	15,123.77	25,771,754.99
Senate Office Buildings, Architect of the Capitol											
Fund Resources:											
Undisbursed Funds											
	2021-2025		001	0123	000	-----	22,200,000.00	-----	167,608.73	-----	22,032,391.27
	2020-2024					21,218,017.85	-1,000,000.00	-----	7,597,304.90	-----	12,620,712.95
	2019-2023					28,837,241.29	-----	-----	8,011,604.45	-----	20,825,636.84
	2018-2022					20,462,710.57	-----	-----	14,334,265.77	-----	6,128,444.80
	2021					-----	67,415,280.00	-----	60,874,971.46	-----	6,540,308.54
	2017-2021					18,678,280.99	-----	-----	14,567,112.92	-----	4,111,168.07
	2020					6,572,815.04	-----	-----	5,967,146.78	-----	605,668.26
	2016-2020					4,773,942.41	-----	-----	3,704,252.69	-----	1,069,689.72
	2019					254,734.40	-----	-----	47,532.62	-----	207,201.78
	2015-2019					7,474,513.47	-----	-----	6,098,142.30	-----	1,376,371.17
	2018					378,926.54	-----	-----	43,000.72	-----	335,925.82
	2014-2018					725,502.79	-----	-----	411,843.74	-----	313,659.05
	2017					336,994.13	-----	-----	9,945.34	-----	327,048.79
	2013-2017					809,831.67	-----	-----	-----	-----	809,831.67
	2016					520,662.43	-----	-----	25,456.26	495,206.17	-----
	2012-2016					85,576.29	-----	-----	-----	85,576.29	-----
	No Year					924,125.34	-----	-----	5,218.90	-----	918,906.44
	Subtotal		001	0123	000	112,053,875.21	88,615,280.00	-----	121,865,407.58	580,782.46	78,222,965.17
House Office Buildings, Architect of the Capitol											
Fund Resources:											
Undisbursed Funds											
	2021-2025		001	0127	000	-----	14,540,000.00	-----	66,878.90	-----	14,473,121.10
	2020-2024					30,189,550.49	-----	-----	1,340,062.00	-----	28,849,488.49
	2019-2023					52,953,343.72	-----	-----	21,616,089.90	-----	31,337,253.82
	2018-2022					20,672,658.79	-----	-----	13,211,577.51	-----	7,461,081.28
	2021					-----	62,240,000.00	-----	56,192,503.50	-----	6,047,496.50
	2017-2021					6,347,789.89	-----	-----	3,384,868.84	-----	2,962,921.05
	2020					8,254,650.48	-----	-----	6,135,264.83	-----	2,119,385.65
	2016-2020					1,745,538.31	-----	-----	889,231.14	-----	856,307.17
	2019					1,121,290.61	-----	-----	17,129.29	-----	1,104,161.32

Footnotes at End of Chapter

Appropriations, Outlays, and Balances - Continued

Appropriation or Fund Account Title	Account Symbol				Balances, Beginning of Fiscal Year	Appropriations and Other Obligational Authority ¹	Transfers Borrowings and Investment (Net) ²	Outlays (Net)	Balances Withdrawn and Other Transactions ³	Balances, End of Fiscal Year	
	Period of Availability	ATA	AID	MAIN							SUB
	2015-2019				102,731.33	-----	-----	21,500.90	-----	81,230.43	
	2018				790,359.81	-----	-----	25,734.41	-----	764,625.40	
	2014-2018				196,601.53	-----	-----	12,182.54	-----	184,418.99	
	2017				870,785.86	-----	-----	22,869.74	-----	847,916.12	
	2013-2017				1,321,693.76	-----	-----	399,253.14	-----	922,440.62	
	2016				590,741.67	-----	-----	518,548.82	72,192.85	-----	
	2012-2016				614,920.26	-----	-----	6,920.00	608,000.26	-----	
	No Year				222,902,850.08	62,000,000.00	-----	90,460,494.58	-----	194,442,355.50	
	Subtotal		001	0127	000	348,675,506.59	138,780,000.00	-----	194,321,110.04	680,193.11	292,454,203.44
Capitol Power Plant, Architect of the Capitol Fund Resources:											
Undisbursed Funds	2021-2025		001	0133	000	-----	13,700,000.00	-----	747,935.99	-----	12,952,064.01
	2020-2024				15,272,009.68	-----	-----	316,335.14	-----	14,955,674.54	
	2019-2023				24,141,796.55	-----	-----	14,341,398.99	-----	9,800,397.56	
	2018-2022				10,671,053.75	-----	-----	4,104,063.71	-----	6,566,990.04	
	2021				-----	84,061,000.00	-----	62,466,244.72	-----	21,594,755.28	
	2017-2021				6,737,290.54	-----	-3,222,000.00	2,073,616.25	-----	1,441,674.29	
	2020				20,495,905.46	-----	-----	13,138,039.11	-----	7,357,866.35	
	2016-2020				3,833,458.74	-----	-----	3,121,769.39	-----	711,689.35	
	2019				8,060,670.42	-----	-----	1,002,255.33	-----	7,058,415.09	
	2015-2019				1,973,058.59	-----	-----	1,563,745.74	-----	409,312.85	
	2018				3,159,583.20	-----	-----	23,881.22	-----	3,135,701.98	
	2014-2018				154,287.15	-----	-----	-----	-----	154,287.15	
	2017				3,407,476.23	-----	-----	584,335.24	-----	2,823,140.99	
	2013-2017				33,442.50	-----	-----	-----	-----	33,442.50	
	2016				1,767,317.14	-----	-----	1,595,844.28	171,472.86	-----	
	2012-2016				370,366.20	-----	-----	121,655.24	248,710.96	-----	
	No Year				0.83	-----	-----	-----	-----	0.83	
	Subtotal		001	0133	000	100,077,716.98	97,761,000.00	-3,222,000.00	105,201,120.35	420,183.82	88,995,412.81
House Office Buildings Fund, Architect of the Capitol Fund Resources:											
Undisbursed Funds	No Year		001	0137	000	15,661,907.52	-9,000,000.00	-----	-9,667,486.00	-----	16,329,393.52
Structural and Mechanical Care, Library Buildings and Grounds, Architect of the Capitol Fund Resources:											
Undisbursed Funds	2021-2025		001	0155	000	-----	11,600,000.00	-----	-----	-----	11,600,000.00
	2020-2024				27,484,207.00	-----	-----	1,977,202.77	-----	25,507,004.23	
	2019-2023				34,917,915.71	-----	-----	4,427,841.51	-----	30,490,074.20	
	2018-2022				27,981,543.78	-----	-----	16,183,272.11	-----	11,798,271.67	
	2021				-----	31,846,000.00	-----	22,630,555.91	-----	9,215,444.09	
	2017-2021				11,651,913.84	-----	-----	4,077,950.20	-----	7,573,963.64	
	2020				9,894,444.50	-----	-----	9,246,513.69	-----	647,930.81	
	2016-2020				3,019,813.29	-----	-----	1,415,715.00	-----	1,604,098.29	
	2019				1,248,456.62	-----	-----	814,769.01	-----	433,687.61	

Footnotes at End of Chapter

Appropriations, Outlays, and Balances - Continued

Appropriation or Fund Account Title	Account Symbol				Balances, Beginning of Fiscal Year	Appropriations and Other Obligational Authority ¹	Transfers Borrowings and Investment (Net) ²	Outlays (Net)	Balances Withdrawn and Other Transactions ³	Balances, End of Fiscal Year	
	Period of Availability	ATA	AID	MAIN							SUB
	2015-2019				413,919.71	-----	-----	346,323.63	-----	67,596.08	
	2018				236,339.30	-----	-----	2,211.28	-----	234,128.02	
	2014-2018				234,677.78	-----	-----	141,562.57	-----	93,115.21	
	2017				2,278,278.81	-----	-----	546,934.02	-----	1,731,344.79	
	2013-2017				0.05	-----	-----	-----	-----	0.05	
	2016				118,386.11	-----	-----	73,032.42	45,353.69	-----	
	2012-2016				295,416.80	-----	-----	-----	295,416.80	-----	
	No Year				2,664,785.71	-----	-----	906,312.52	-----	1,758,473.19	
	Subtotal		001	0155	000	122,440,099.01	43,446,000.00	-----	62,790,196.64	340,770.49	102,755,131.88
Capitol Visitor Center, Architect of the Capitol Fund Resources:											
Undisbursed Funds	2021		001	0161	000	-----	24,751,000.00	-----	19,205,002.41	-----	5,545,997.59
	2020					3,979,724.87	-----	3,616,430.48	-----	363,294.39	
	2019					443,227.79	-----	35,002.63	-----	408,225.16	
	2018					269,940.57	-----	-0.64	-----	269,941.21	
	2017					133,741.57	-----	-----	-----	133,741.57	
	2016					226,577.03	-----	-----	226,577.03	-----	
	No Year					1,653,023.26	-----	267,752.28	-----	1,385,270.98	
	Subtotal		001	0161	000	6,706,235.09	24,751,000.00	-----	23,124,187.16	226,577.03	8,106,470.90
Capitol Police Buildings and Grounds, Architect of the Capitol Fund Resources:											
Undisbursed Funds	2021-2025		001	0171	000	-----	55,700,000.00	-----	17,067,915.84	-----	38,632,084.16
	2020-2024					27,925,696.40	-----	896,907.88	-----	27,028,788.52	
	2021-2023					-----	300,000,000.00	-----	-----	300,000,000.00	
	2019-2023					26,911,084.76	-----	1,695,547.84	-----	25,215,536.92	
	2018-2022					6,966,238.77	-----	1,523,864.35	-----	5,442,374.42	
	2021					-----	27,793,000.00	-----	16,300,833.08	-----	11,492,166.92
	2017-2021					854,018.07	-----	83,430.00	-----	770,588.07	
	2020					11,346,269.97	-----	10,134,121.86	-----	1,212,148.11	
	2016-2020					1,545,907.67	-----	548,654.52	-----	997,253.15	
	2019					831,992.35	-----	177,089.78	-----	654,902.57	
	2015-2019					14,960.60	-----	14,960.60	-----	-----	
	2018					374,705.33	-----	30,791.92	-----	343,913.41	
	2014-2018					4,570.89	-----	-----	-----	4,570.89	
	2017					37,122.10	-----	-58,753.46	-----	95,875.56	
	2016					71,635.65	-----	0.04	71,635.61	-----	
	2012-2016					62,254.79	-----	-----	62,254.79	-----	
	No Year					4,350,623.74	2,500,000.00	-----	5.08	-----	6,850,618.66
	Subtotal		001	0171	000	81,297,081.09	385,993,000.00	-----	48,415,369.33	133,890.40	418,740,821.36
House Historic Buildings Revitalization Trust Fund, Architect of the											

Footnotes at End of Chapter

Appropriations, Outlays, and Balances - Continued

Appropriation or Fund Account Title	Account Symbol				Balances, Beginning of Fiscal Year	Appropriations and Other Obligational Authority ¹	Transfers Borrowings and Investment (Net) ²	Outlays (Net)	Balances Withdrawn and Other Transactions ³	Balances, End of Fiscal Year	
	Period of Availability	ATA	AID	MAIN							SUB
Capitol Fund Resources: Undisbursed Funds	No Year		001	1833	000	2,672,791.12	-----	-----	349,042.30	-----	2,323,748.82
Special Fund Accounts											
Capitol Trust Account, Architect of the Capitol Fund Resources: Undisbursed Funds	No Year		001	5760	000	211,159.70	10,050.00	-----	-----	-----	221,209.70
Public Enterprise Funds											
House of Representatives, Gymnasium, Revolving Fund, Architect of the Capitol Fund Resources: Undisbursed Funds	No Year		001	4200	000	422,419.90	-----	-----	30,575.43	-----	391,844.47
Capitol Visitor Center Revolving Fund, Architect of the Capitol Fund Resources: Undisbursed Funds	No Year		001	4296	000	311,358.50	-----	8,598,666.01	8,600,279.50	-----	309,745.01
Unrealized Discount on Investments						-62,036.58	-----	60,779.31	-----	-----	-1,257.27
Investments in US Treasury Securities						20,386,755.04	-----	-8,659,445.32	-----	-----	11,727,309.72
Funds Held Outside the Treasury						14,000.00	-----	-----	-----	-----	14,000.00
Subtotal			001	4296	000	20,650,076.96	-----	-----	8,600,279.50	-----	12,049,797.46
Recyclable Materials Revolving Fund, Architect of the Capitol Fund Resources: Undisbursed Funds	No Year		001	4297	000	1,183,059.20	-----	-----	-125,363.31	-----	1,308,422.51
Intragovernmental Funds											
Senate Health and Fitness Facility, Architect of the Capitol Fund Resources: Undisbursed Funds	No Year		001	4566	000	628,709.82	-----	-----	-18,304.45	-----	647,014.27
Flag Office Revolving Fund, Architect of the Capitol Fund Resources: Undisbursed Funds	No Year		001	4666	000	899,742.00	-----	-----	-155,596.98	-----	1,055,338.98
Judiciary Office Building Development and Operations Fund, Judiciary Fund Resources: Undisbursed Funds	No Year		010	4518	000	34,809,831.18	-----	-12,599,932.00	-1,871,436.17	-----	24,081,335.35
Authority to Borrow from the Public						-----	-----	-4,630,068.00	-----	-----	-4,630,068.00
Subtotal			010	4518	000	34,809,831.18	-----	-17,230,000.00	-1,871,436.17	-----	19,451,267.35
Total, Architect of the Capitol						989,559,608.07	975,966,399.00	-20,452,000.00	738,666,719.29	2,902,895.31	1,203,504,392.47
Botanic Garden											
General Fund Accounts											
Salaries and Expenses, Botanic Garden Fund Resources: Undisbursed Funds	2021-2025		009	0200	000	-----	8,300,000.00	-----	-----	-----	8,300,000.00
	2020-2024					4,000,000.00	-----	-----	221,798.74	-----	3,778,201.26
	2019-2023					3,227,145.88	-----	-----	262,843.54	-----	2,964,302.34
	2018-2022					745,275.57	-----	-----	184,525.31	-----	560,750.26
	2021					-----	12,686,000.00	-----	9,525,238.91	-----	3,160,761.09
	2017-2021					1,381,648.34	-----	3,222,000.00	1,026,141.80	-----	3,577,506.54

Footnotes at End of Chapter

Appropriations, Outlays, and Balances - Continued

Appropriation or Fund Account Title	Account Symbol				Balances, Beginning of Fiscal Year	Appropriations and Other Obligational Authority ¹	Transfers Borrowings and Investment (Net) ²	Outlays (Net)	Balances Withdrawn and Other Transactions ³	Balances, End of Fiscal Year
	Period of Availability	ATA	AID	MAIN						
	2020				2,180,210.72	-----	-----	1,732,868.60	-----	447,342.12
	2016-2020				48,786.46	-----	-----	24,940.90	-----	23,845.56
	2019				289,111.97	-----	-----	145,444.52	-----	143,667.45
	2015-2019				19,914.54	-----	-----	3,340.14	-----	16,574.40
	2018				318,858.90	-----	-----	137,253.82	-----	181,605.08
	2014-2018				7,675.43	-----	-----	-----	-----	7,675.43
	2017				272,743.52	-----	-----	77,568.54	-----	195,174.98
	2016				43,698.58	-----	-----	13,750.00	29,948.58	-----
	No Year				91,431.12	-----	-----	-----	-----	91,431.12
	Subtotal		009	0200	12,626,501.03	20,986,000.00	3,222,000.00	13,355,714.82	29,948.58	23,448,837.63
Total, Botanic Garden					12,626,501.03	20,986,000.00	3,222,000.00	13,355,714.82	29,948.58	23,448,837.63
Library of Congress										
General Fund Accounts										
Salaries and Expenses, Library of Congress										
Fund Resources:										
Undisbursed Funds										
	2021-2025		003	0101	-----	4,370,000.00	-----	-----	-----	4,370,000.00
	2021-2022				-----	2,500,000.00	-----	-5,546,212.54	-----	8,046,212.54
	2021				-----	492,006,000.00	-----	365,953,618.93	-----	126,052,381.07
	2020-2021				8,316,549.12	-----	-----	7,310,831.79	-----	1,005,717.33
	2020				111,835,605.67	-----	-----	95,209,076.13	-----	16,626,529.54
	2019-2020				89,733.23	-----	-----	12,886.10	-----	76,847.13
	2018-2020				299,859.34	-----	-290,909.45	8,949.89	-----	-----
	2019				17,338,169.58	-----	-----	7,615,380.98	-----	9,722,788.60
	2018-2019				65,926.28	-----	-----	-26.46	-----	65,952.74
	2017-2019				2,293,104.29	-----	-1,370,316.42	922,787.87	-----	-----
	2018				4,119,881.04	-----	-1,000,000.00	-9,377.29	-----	3,129,258.33
	2017-2018				26,927.42	-----	-----	-----	-----	26,927.42
	2017				1,857,092.62	-----	-650,000.00	780,707.70	-----	426,384.92
	2016-2017				24,417.33	-----	-----	-----	-----	24,417.33
	2016				4,908,226.18	-----	-----	720,819.35	4,187,406.83	-----
	2015-2016				8,081.23	-----	-----	-----	8,081.23	-----
	No Year				47,082,255.42	24,778,000.00	-3,300.00	15,179,454.49	-----	56,677,500.93
Funds Held Outside the Treasury	2017				15,000.00	-----	-----	-----	-----	15,000.00
	2016				30,644.13	-----	-----	-----	-----	30,644.13
	No Year				1,752.89	-----	3,300.00	-----	-----	5,052.89
	Subtotal		003	0101	198,313,225.77	523,654,000.00	-3,311,225.87	488,158,896.94	4,195,488.06	226,301,614.90
Salaries and Expenses, Copyright Office, Library of Congress										
Fund Resources:										
Undisbursed Funds										
	2021-2022		003	0102	-----	10,000,000.00	-----	7,680,548.31	-----	2,319,451.69
	2021				-----	38,634,000.00	-----	32,978,676.49	-----	5,655,323.51
	2020-2021				224,905.87	-----	-----	224,905.87	-----	-----
	2020				2,873,372.45	-----	-----	2,121,653.29	-----	751,719.16

Footnotes at End of Chapter

Appropriations, Outlays, and Balances - Continued

Appropriation or Fund Account Title	Account Symbol				Balances, Beginning of Fiscal Year	Appropriations and Other Obligational Authority ¹	Transfers Borrowings and Investment (Net) ²	Outlays (Net)	Balances Withdrawn and Other Transactions ³	Balances, End of Fiscal Year	
	Period of Availability	ATA	AID	MAIN							SUB
	2019				3,060,672.14	-----	-----	207,084.87	-----	2,853,587.27	
	2018				558,879.24	-----	-----	223,265.64	-----	335,613.60	
	2017				69,217.07	-----	-----	-34,008.23	-----	103,225.30	
	2016				139,058.53	-----	-----	43,412.86	95,645.67	-----	
	No Year				35,061,457.76	-----	-----	-144,115.86	-----	35,205,573.62	
	Subtotal		003	0102	000	41,987,563.06	48,634,000.00	-----	43,301,423.24	95,645.67	47,224,494.15
Library of Congress National Collection Stewardship Fund, Library of Congress Fund Resources:											
Undisbursed Funds	No Year		003	0103	000	4,000,000.00	-----	3,311,225.87	-----	7,311,225.87	
Salaries and Expenses, Congressional Research Service, Library of Congress Fund Resources:											
Undisbursed Funds	2021		003	0127	000	-----	125,495,000.00	-----	106,585,987.84	-----	18,909,012.16
	2020				15,743,968.49	-----	-----	12,702,181.70	-----	3,041,786.79	
	2019				3,350,074.35	-----	-----	473,366.73	-----	2,876,707.62	
	2018				1,702,297.30	-----	-----	-546.39	-----	1,702,843.69	
	2017				159,702.60	-----	-----	-----	-----	159,702.60	
	2016				283,970.82	-----	-----	-8.69	283,979.51	-----	
	Subtotal		003	0127	000	21,240,013.56	125,495,000.00	-----	119,760,981.19	283,979.51	26,690,052.86
Salaries and Expenses, National Library Service for the Blind and Print Disabled, Library of Congress Fund Resources:											
Undisbursed Funds	2021		003	0141	000	-----	59,563,000.00	-----	30,863,579.57	-----	28,699,420.43
	2020				30,836,886.52	-----	-----	21,483,870.15	-----	9,353,016.37	
	2019				3,645,450.61	-----	-----	1,845,767.51	-----	1,799,683.10	
	2018				2,713,421.30	-----	-----	807,643.20	-----	1,905,778.10	
	2017				1,455,693.52	-----	-----	8,940.40	-----	1,446,753.12	
	2016				2,462,146.55	-----	-----	159,549.37	2,302,597.18	-----	
	No Year				897,264.09	-----	-----	76,850.88	-----	820,413.21	
	Subtotal		003	0141	000	42,010,862.59	59,563,000.00	-----	55,246,201.08	2,302,597.18	44,025,064.33
Furniture and Furnishings, Library of Congress Fund Resources:											
Undisbursed Funds	No Year		003	0146	000	4,415.14	-----	-----	-----	4,415.14	
Special Fund Accounts											
Oliver Wendell Holmes Devise Fund, Library of Congress Fund Resources:											
Undisbursed Funds	No Year		003	5075	000	16,706.46	447.71	11,866.07	3,000.00	-----	26,020.24
Unrealized Discount on Investments					-24.18	-----	-----	21.64	-----	-----	-2.54
Investments in US Treasury Securities					31,890.25	-----	-----	-11,887.71	-----	-----	20,002.54
	Subtotal		003	5075	000	48,572.53	447.71	-----	3,000.00	-----	46,020.24
Payments to Copyright Owners, Copyright Office, Library of Congress Fund Resources:											
Undisbursed Funds	No Year		003	5175	000	-----	5,504,660.00	-----	5,504,660.00	-----	-----

Footnotes at End of Chapter

Appropriations, Outlays, and Balances - Continued

Appropriation or Fund Account Title	Account Symbol				Balances, Beginning of Fiscal Year	Appropriations and Other Obligational Authority ¹	Transfers Borrowings and Investment (Net) ²	Outlays (Net)	Balances Withdrawn and Other Transactions ³	Balances, End of Fiscal Year	
	Period of Availability	ATA	AID	MAIN							SUB
Public Enterprise Funds											
Cooperative Acquisitions Program Revolving Fund, Library of Congress Fund Resources:											
Undisbursed Funds	No Year		003	4325	000	7,120,129.04	-----	-----	-18,438.49	-----	7,138,567.53
Duplication Services Associated with Audiovisual Conservation Center, Library of Congress Fund Resources:											
Undisbursed Funds	No Year		003	4339	000	303,396.12	-----	-----	-5,348.54	-----	308,744.66
Gift Shop, Decimal Classification, Photo Duplication, and Related Services, Library of Congress Fund Resources:											
Undisbursed Funds	No Year		003	4346	000	6,306,452.46	-----	-----	-189,171.47	-----	6,495,623.93
Funds Held Outside the Treasury						1,800.00	-----	-----	-----	-----	1,800.00
Subtotal			003	4346	000	6,308,252.46	-----	-----	-189,171.47	-----	6,497,423.93
Intragovernmental Funds											
Fedlink and Federal Research Programs, Library of Congress Fund Resources:											
Undisbursed Funds	No Year		003	4543	000	51,884,387.30	-----	-----	-13,455,342.56	-----	65,339,729.86
Trust Fund Accounts											
Payment of Interest on Bequest of Gertrude M. Hubbard, Library of Congress Fund Resources:											
Undisbursed Funds	No Year		003	8022	000	3,739.96	800.00	-----	-----	-----	4,539.96
Library of Congress Gift Fund, Library of Congress Fund Resources:											
Undisbursed Funds	No Year		003	8031	000	3,449,811.13	16,502,909.36	-9,465,683.28	4,216,341.46	-----	6,270,695.75
Unrealized Discount on Investments						-2,892.00	-----	989.22	-----	-----	-1,902.78
Investments in US Treasury Securities						12,042,975.18	-----	9,464,694.06	-----	-----	21,507,669.24
Subtotal			003	8031	000	15,489,894.31	16,502,909.36	0.00	4,216,341.46	-----	27,776,462.21
Library of Congress Trust Fund, Library of Congress Fund Resources:											
Undisbursed Funds	No Year		003	8032	000	10,306,580.14	18,533,715.29	-1,353,959.15	16,941,683.61	-----	10,544,652.67
Unrealized Discount on Investments						-2,537.89	-----	1,221.21	-----	-----	-1,316.68
Investments in US Treasury Securities						13,031,716.07	-----	1,352,737.94	-----	-----	14,384,454.01
Subtotal			003	8032	000	23,335,758.32	18,533,715.29	-----	16,941,683.61	-----	24,927,790.00
Service Fees, Library of Congress Fund Resources:											
Undisbursed Funds	No Year		003	8208	000	275,436.90	31,914.54	-----	11,686.66	-----	295,664.78
Foreign Service National Separation Liability Trust Fund, Library of Congress Fund Resources:											
Undisbursed Funds	No Year		003	8339	000	2,965,222.36	192,437.43	-----	156,737.28	-----	3,000,922.51
Total, Library of Congress						415,290,869.42	798,112,884.33	0.00	719,633,310.40	6,877,710.42	486,892,732.93
Government Publishing Office											

Footnotes at End of Chapter

Appropriations, Outlays, and Balances - Continued

Appropriation or Fund Account Title	Account Symbol				Balances, Beginning of Fiscal Year	Appropriations and Other Obligational Authority ¹	Transfers Borrowings and Investment (Net) ²	Outlays (Net)	Balances Withdrawn and Other Transactions ³	Balances, End of Fiscal Year	
	Period of Availability	ATA	AID	MAIN							SUB
General Fund Accounts											
Salaries and Expenses, Public Information Programs of the Superintendent of Documents, Government Publishing Office Fund Resources:											
Undisbursed Funds	2021		004	0201	000	-----	32,300,000.00	-----	26,147,390.02	-----	6,152,609.98
	2020					4,735,334.03	-----	-----	3,311,439.31	-----	1,423,894.72
	2019					4,282,343.11	-----	-----	543,078.94	-----	3,739,264.17
	2018					1,476,622.80	-----	-----	5,996.63	-----	1,470,626.17
	2017					3,481,878.30	-----	-----	7,581.16	-----	3,474,297.14
	2016					1,580,941.47	-----	-----	1,580,941.47	-----	-----
	Subtotal		004	0201	000	15,557,119.71	32,300,000.00	-----	31,596,427.53	-----	16,260,692.18
Congressional Publishing, Government Publishing Office Fund Resources:											
Undisbursed Funds	2021		004	0203	000	-----	78,000,000.00	-----	46,965,687.68	-----	31,034,312.32
	2020					26,738,465.85	-----	-----	12,288,964.62	-----	14,449,501.23
	2019					4,598,745.27	-----	-----	2,566,535.50	-----	2,032,209.77
	2018					5,620,332.65	-----	-----	169,181.56	-----	5,451,151.09
	2017					8,194,780.23	-----	-----	101,102.77	-----	8,093,677.46
	2016					2,602,462.67	-----	-941,402.69	1,661,059.98	-----	-----
	Subtotal		004	0203	000	47,754,786.67	78,000,000.00	-941,402.69	63,752,532.11	-----	61,060,851.87
Intragovernmental Funds											
Government Publishing Office Business Operations Revolving Fund, Government Publishing Office Fund Resources:											
Undisbursed Funds	No Year		004	4505	001	596,820,610.33	6,700,000.00	943,302.69	-89,410,511.55	-----	693,874,424.57
Funds Held Outside the Treasury						1,900.00	-----	-1,900.00	-----	-----	-----
	Subtotal		004	4505	001	596,822,510.33	6,700,000.00	941,402.69	-89,410,511.55	-----	693,874,424.57
Total, Government Publishing Office						660,134,416.71	117,000,000.00	-----	5,938,448.09	-----	771,195,968.62
Government Accountability Office											
General Fund Accounts											
Salaries and Expenses, Government Accountability Office Fund Resources:											
Undisbursed Funds	2021-2025		005	0107	000	-----	77,000,000.00	-----	21,002,885.32	-----	55,997,114.68
	2021					-----	661,139,000.00	-----	550,419,135.82	-----	110,719,864.18
	2020					71,879,888.96	-----	-----	63,038,269.16	-----	8,841,619.80
	2019					8,210,166.22	-----	-----	1,807,227.73	-----	6,402,938.49
	2018-2019					1,061,419.77	-----	-----	282,636.11	-----	778,783.66
	2018					5,649,358.22	-----	-----	776,794.56	-----	4,872,563.66
	2017					2,220,028.21	-----	-----	121,702.88	-----	2,098,325.33
	2016					1,291,501.95	-----	-----	1,060,345.44	231,156.51	-----
	No Year					75,350,833.30	10,000,000.00	-----	-6,659,076.75	-----	92,009,910.05
	Subtotal		005	0107	000	165,663,196.63	748,139,000.00	-----	631,849,920.27	231,156.51	281,721,119.85

Footnotes at End of Chapter

Appropriations, Outlays, and Balances - Continued

Appropriation or Fund Account Title	Account Symbol				Balances, Beginning of Fiscal Year	Appropriations and Other Obligational Authority ¹	Transfers Borrowings and Investment (Net) ²	Outlays (Net)	Balances Withdrawn and Other Transactions ³	Balances, End of Fiscal Year	
	Period of Availability	ATA	AID	MAIN							SUB
Total, Government Accountability Office					165,663,196.63	748,139,000.00	-----	631,849,920.27	231,156.51	281,721,119.85	
United States Tax Court											
General Fund Accounts											
Salaries and Expenses, United States Tax Court											
Fund Resources:											
Undisbursed Funds	2021		023	0100	000	-----	55,100,000.00	-----	48,686,441.40	-----	6,413,558.60
	2020					4,476,013.72	-----	-----	3,871,562.90	-----	604,450.82
	2019					1,176,934.46	-----	-----	15,449.10	-----	1,161,485.36
	2018					286,153.08	-----	-----	2,500.00	-----	283,653.08
	2017					1,235,909.02	-----	-----	1,380.00	-----	1,234,529.02
	2016					803,311.00	-----	-----	1,313.00	801,998.00	-----
	No Year					756,178.17	1,000,000.00	-----	935,905.70	-----	820,272.47
	Subtotal		023	0100	000	8,734,499.45	56,100,000.00	-----	53,514,552.10	801,998.00	10,517,949.35
Special Fund Accounts											
Tax Court Independent Counsel, United States Tax Court											
Fund Resources:											
Undisbursed Funds	No Year		023	5023	000	528,527.68	-----	-----	-----	-----	528,527.68
U.S. Tax Court Fees, United States Tax Court											
Fund Resources:											
Undisbursed Funds	No Year		023	5633	000	4,602,416.58	1,341,122.42	-----	2,084,627.31	-----	3,858,911.69
Trust Fund Accounts											
Tax Court Judges Survivors Annuity Fund, United States Tax Court											
Fund Resources:											
Undisbursed Funds	No Year		023	8115	000	36,885.35	671,850.60	-299,233.30	375,510.56	-----	33,992.09
Unrealized Discount on Investments						-140,021.08	-----	30,736.54	-----	-----	-109,284.54
Investments in US Treasury Securities						12,904,715.29	-----	268,496.76	-----	-----	13,173,212.05
	Subtotal		023	8115	000	12,801,579.56	671,850.60	-----	375,510.56	-----	13,097,919.60
Total, United States Tax Court						26,667,023.27	58,112,973.02	-----	55,974,689.97	801,998.00	28,003,308.32
Legislative Branch Boards and Commissions											
General Fund Accounts											
Salaries and Expenses, Commission on Security and Cooperation in Europe											
Fund Resources:											
Undisbursed Funds	2021-2022		009	0110	000	-----	2,908,000.00	-----	725,225.34	-----	2,182,774.66
	2020-2021					2,106,426.72	-----	-----	2,106,426.72	-----	-----
	2019-2020					2,943.44	-----	-----	334.90	-----	2,608.54
	2018-2019					146.67	-----	-----	-----	-----	146.67
	2017-2018					114,395.92	-----	-----	-----	-----	114,395.92
	2016-2017					133,931.87	-----	-----	-----	-----	133,931.87
	2015-2016					286,345.19	-----	-----	-----	286,345.19	-----
	No Year					109,206.15	-----	-----	-----	-----	109,206.15
	Subtotal		009	0110	000	2,753,395.96	2,908,000.00	-----	2,831,986.96	286,345.19	2,543,063.81

Footnotes at End of Chapter

Appropriations, Outlays, and Balances - Continued

Appropriation or Fund Account Title	Account Symbol				Balances, Beginning of Fiscal Year	Appropriations and Other Obligational Authority ¹	Transfers Borrowings and Investment (Net) ²	Outlays (Net)	Balances Withdrawn and Other Transactions ³	Balances, End of Fiscal Year	
	Period of Availability	ATA	AID	MAIN							SUB
Payment to Open World Leadership Center Trust Fund Fund Resources:											
Undisbursed Funds	2020-2021		009	0145	000	-----	-----	306,400.00	-----	-----	306,400.00
	2019-2020					1,660,600.00	-----	-----	1,270,330.55	-----	390,269.45
	No Year					-----	6,000,000.00	-----	6,000,000.00	-----	-----
	Subtotal		009	0145	000	1,660,600.00	6,000,000.00	306,400.00	7,270,330.55	-----	696,669.45
International Conferences and Contingencies, House and Senate Expenses Fund Resources:											
Undisbursed Funds	No Year		009	0500	000	1,565,742.22	-----	-----	50,000.00	-----	1,515,742.22
John C. Stennis Center for Public Service Training and Development Fund Resources:											
Undisbursed Funds	2021		009	1200	000	-----	430,000.00	-----	416,465.97	-----	13,534.03
Medicaid and CHIP Payment and Access Commission Fund Resources:											
Undisbursed Funds	2021		009	1801	000	-----	8,780,000.00	-----	6,816,503.23	-----	1,963,496.77
	2020					1,727,515.94	-----	-----	1,680,978.11	-----	46,537.83
	2019					99,056.78	-----	-----	41,697.00	-----	57,359.78
	2018					920.59	-----	-----	-----	-----	920.59
	2017					727,539.83	-----	-----	-----	-----	727,539.83
	2016					568.67	-----	-----	-----	568.67	-----
	No Year					1,196,434.75	-----	-----	484,433.57	-----	712,001.18
	Subtotal		009	1801	000	3,752,036.56	8,780,000.00	-----	9,023,611.91	568.67	3,507,855.98
Salaries and Expenses, Medicare Payment Advisory Commission Fund Resources:											
Undisbursed Funds	2021		235	1550	000	-----	-----	-----	-2,482,530.88	-----	2,482,530.88
	2020					2,068,050.62	-----	-----	1,515,214.75	-----	552,835.87
	2019					816,634.78	-----	-----	164,953.14	-----	651,681.64
	2018					444,515.02	-----	-----	124,556.56	-----	319,958.46
	2017					343,829.30	-----	-----	12,945.07	-----	330,884.23
	2016					259,424.83	-----	-----	-----	259,424.83	-----
	Subtotal		235	1550	000	3,932,454.55	-----	-----	-664,861.36	259,424.83	4,337,891.08
United States Semiquincentennial Commission Fund Resources:											
Undisbursed Funds	2019-2028		239	2780	000	59,547.88	-----	-----	50,303.16	-----	9,244.72
	2021					-----	8,000,000.00	-----	6,985,650.06	-----	1,014,349.94
	2020					981,293.39	-----	-----	979,372.23	-----	1,921.16
	Subtotal		239	2780	000	1,040,841.27	8,000,000.00	-----	8,015,325.45	-----	1,025,515.82
Salaries and Expenses, Western Hemisphere Drug Policy Commission Fund Resources:											
Undisbursed Funds	2019-2021		242	2800	000	499,000.00	-----	-----	251,623.36	-----	247,376.64
	2019-2020					314,093.92	-----	-----	104,176.89	-----	209,917.03
	Subtotal		242	2800	000	813,093.92	-----	-----	355,800.25	-----	457,293.67

Footnotes at End of Chapter

Appropriations, Outlays, and Balances - Continued

Appropriation or Fund Account Title	Account Symbol				Balances, Beginning of Fiscal Year	Appropriations and Other Obligational Authority ¹	Transfers Borrowings and Investment (Net) ²	Outlays (Net)	Balances Withdrawn and Other Transactions ³	Balances, End of Fiscal Year	
	Period of Availability	ATA	AID	MAIN							SUB
Expenses, Congressional-Executive Commission on the People's Republic of China Fund Resources:											
Undisbursed Funds	2021-2022		272	2930	000	-----	2,250,000.00	-----	1,239,946.52	-----	1,010,053.48
	2020-2021					1,290,240.76	-----	-----	1,290,240.76	-----	-----
	2019-2020					393.63	-----	-----	-87.75	-----	481.38
	2018-2019					1,443.83	-----	-----	-----	-----	1,443.83
	2017-2018					78,172.45	-----	-----	-----	-----	78,172.45
	2016-2017					34,167.05	-----	-----	-----	-----	34,167.05
	2015-2016					19,200.00	-----	-----	-----	19,200.00	-----
	No Year					371,450.91	-----	-----	-----	-----	371,450.91
	Subtotal		272	2930	000	1,795,068.63	2,250,000.00	-----	2,530,099.53	19,200.00	1,495,769.10
Salaries and Expenses, Dwight D. Eisenhower Memorial Commission Fund Resources:											
Undisbursed Funds	No Year		283	2989	000	448,820.99	1,000,000.00	-----	1,102,108.59	-----	346,712.40
Capital Construction, Dwight D. Eisenhower Memorial Commission Fund Resources:											
Undisbursed Funds	No Year		283	2990	000	5,506,035.16	-----	-----	4,992,083.30	-----	513,951.86
Salaries and Expenses, United States-China Economic and Security Review Commission Fund Resources:											
Undisbursed Funds	2021-2022		292	2973	000	-----	4,000,000.00	-----	2,834,492.56	-----	1,165,507.44
	2020-2021					701,923.73	-----	-----	690,212.39	-----	11,711.34
	2019-2020					16,439.09	-----	-----	12,753.12	-----	3,685.97
	2018-2019					6,462.28	-----	-----	-----	-----	6,462.28
	2017-2018					14,202.31	-----	-----	-----	-----	14,202.31
	2016-2017					6,509.00	-----	-----	-----	-----	6,509.00
	2015-2016					4,149.34	-----	-----	-----	4,149.34	-----
	No Year					87,420.79	-----	-----	-----	-----	87,420.79
	Subtotal		292	2973	000	837,106.54	4,000,000.00	-----	3,537,458.07	4,149.34	1,295,499.13
Salaries and Expenses, United States Commission on International Religious Freedom Fund Resources:											
Undisbursed Funds	2021-2022		295	2975	000	-----	4,500,000.00	-----	1,863,143.41	-----	2,636,856.59
	2020-2021					2,945,404.86	-----	-----	1,717,094.54	-----	1,228,310.32
	2019-2020					444,944.91	-----	-----	471,776.86	-----	⁴ -26,831.95
	2018-2019					31,317.79	-----	-----	22,575.23	-----	8,742.56
	2017-2018					38,883.74	-----	-----	-----	-----	38,883.74
	2016-2017					48,120.80	-----	-----	-----	-----	48,120.80
	2015-2016					20,500.62	-----	-----	-----	20,500.62	-----
	No Year					128,493.48	-----	-----	-----	-----	128,493.48
	Subtotal		295	2975	000	3,657,666.20	4,500,000.00	-----	4,074,590.04	20,500.62	4,062,575.54
Special Fund Accounts											

Footnotes at End of Chapter

Appropriations, Outlays, and Balances - Continued

Appropriation or Fund Account Title	Account Symbol				Balances, Beginning of Fiscal Year	Appropriations and Other Obligational Authority ¹	Transfers Borrowings and Investment (Net) ²	Outlays (Net)	Balances Withdrawn and Other Transactions ³	Balances, End of Fiscal Year	
	Period of Availability	ATA	AID	MAIN							SUB
Senate Preservation Fund, Library of Congress, Senate Fund Resources:											
Undisbursed Funds	No Year		000	5509	000	250.00	465.70	-465.70	-----	-----	250.00
Unrealized Discount on Investments						-364.14	-----	174.63	-----	-----	-189.51
Investments in US Treasury Securities						492,906.49	-----	291.07	-----	-----	493,197.56
Subtotal			000	5509	000	492,792.35	465.70	-----	-----	-----	493,258.05
Dwight D. Eisenhower Memorial Fund Fund Resources:											
Undisbursed Funds	No Year		283	5549	000	3,482,261.78	469,245.86	-----	3,937,333.32	-----	14,174.32
Salaries and Expenses, World War I Centennial Commission Fund Resources:											
Undisbursed Funds	2021-2022		480	5589	000	-----	7,000,000.00	-----	6,369,083.08	-----	630,916.92
	2020-2021					596,165.18	-----	-----	474,713.46	-----	121,451.72
	No Year					143,948.40	-----	-----	-66,314.13	-----	210,262.53
Subtotal			480	5589	000	740,113.58	7,000,000.00	-----	6,777,482.41	-----	962,631.17
Trust Fund Accounts											
Open World Leadership Center Trust Fund Fund Resources:											
Undisbursed Funds	No Year		009	8148	000	815,113.17	6,092,487.97	-3,573,000.00	2,610,581.29	-----	724,019.85
Investments in US Treasury Securities						2,782,000.00	-----	3,573,000.00	-----	-----	6,355,000.00
Subtotal			009	8148	000	3,597,113.17	6,092,487.97	-----	2,610,581.29	-----	7,079,019.85
John C. Stennis Center for Public Service Training and Development Fund Resources:											
Undisbursed Funds	No Year		009	8275	000	357,915.14	1,293,236.73	-471,000.00	853,130.13	-----	327,021.74
Investments in US Treasury Securities						16,822,000.00	-----	471,000.00	-----	-----	17,293,000.00
Funds Held Outside the Treasury						800.00	-----	-----	-----	-----	800.00
Subtotal			009	8275	000	17,180,715.14	1,293,236.73	-----	853,130.13	-----	17,620,821.74
Capitol Preservation Fund, U.S. Capitol Preservation Commission Fund Resources:											
Undisbursed Funds	No Year		009	8300	000	200.00	10,940.78	-10,940.78	-----	-----	200.00
Unrealized Discount on Investments						-6,218.19	-----	4,383.86	-----	-----	-1,834.33
Investments in US Treasury Securities						11,156,442.86	-----	6,556.92	-----	-----	11,162,999.78
Subtotal			009	8300	000	11,150,424.67	10,940.78	0.00	-----	-----	11,161,365.45
Total, Legislative Branch Boards and Commissions						64,406,282.69	52,734,377.04	306,400.00	57,713,526.41	590,188.65	59,143,344.67
Deductions for Offsetting Receipts											
Proprietary Receipts from the Public						-----	-35,522,498.66	-----	-35,522,498.66	-----	-----
Intrabudgetary Receipts Deducted by Agency						-----	-7,407,661.44	-----	-7,407,661.44	-----	-----
Total, Offsetting Receipts						-----	-42,930,160.10	-----	-42,930,160.10	-----	-----
Total, Legislative Branch						3,148,954,601.11	6,074,822,653.09	-16,923,600.00	5,263,132,989.50	49,570,364.11	3,894,150,300.59

Footnotes at End of Chapter

Appropriations, Outlays, and Balances - Continued

Footnotes

- 1 The amounts in this column, unless otherwise footnoted, represent appropriations, increases and rescissions in borrowing authority or new contract authority. Appropriation accounts with appropriation transfer activity are presented in Table 1 (Appropriations and Appropriation Transfers) at the end of this chapter.
- 2 The amounts in this column, unless otherwise footnoted, represent transfers - other than appropriation transfers, borrowings (gross), investments (net), unrealized discounts or funds held outside the Treasury.
- 3 The amounts shown in this column for the "Senate", "The House of Representatives", and "Joint", unless otherwise footnoted, represent unexpended balances withdrawn pursuant to 2 U.S.C. 104 (a). Amounts shown for "Congressional Budget Office", "Architect of the Capitol", "Library of Congress", "Government Printing Office", "General Accounting Office", "Other Legislative Branch Agencies", and "United States Tax Court", unless otherwise footnoted, represent obligated balances canceled for fiscal year 2016 pursuant to 31 U.S.C. 1553.
- 4 Subject to disposition by the administrative agency.
- 5 Represents payments to the heirs of John R. Lewis, Ronald Wright and Alcee Hastings.
- 6 The opening balance(s) of the following account(s) have been adjusted during the current fiscal year and do not agree with last year's closing balance(s):

<u>Account Symbol: (ATA, AID, POA, MAIN, SUB)</u>	<u>Adjustment</u>
000 2018 0400 000 - Undi sbursed Funds	-\$1, 974, 529. 26
000 2018 0425 000 - Undi sbursed Funds	-\$166, 713. 45
000 2018 0460 000 - Undi sbursed Funds	-\$5, 108. 27

- 7 Represents capital transfer to miscellaneous receipts.
- 8 This account was not certified to Treasury in accordance with Treasury certification standards to indicate the amounts were certified with the criteria of 31 U.S.C. 1501.

Note: Pursuant to 31 U.S.C. 3513, only executive agencies are required to report their financial condition.

Footnotes

Table 1 - Appropriations and Appropriation Transfers - Legislative Branch

AID	ATA	Period of Availability	MAIN	Net Appropriations and Appropriation Transfers	Appropriation Amount	Net Appropriation Transfers	AID Involved	ATA Involved	Period of Availability Involved	MAIN Involved	Amount From or To (-)
000		21	0107	203,910.00	189,840.00	14,070.00	000		21	0108	14,070.00
000		21	0108	14,070.00	28,140.00	-14,070.00	000		21	0107	-14,070.00
000		2022	0110	30,000.00	0.00	30,000.00	000		2022	0123	30,000.00
000		21	0110	221,020,000.00	222,727,000.00	-1,707,000.00	000		21	0123	-457,000.00
							000		21	0127	-1,250,000.00
000		2022	0123	-30,000.00	0.00	-30,000.00	000		2022	0110	-30,000.00
000		21	0123	457,000.00	0.00	457,000.00	000		21	0110	457,000.00
000		21	0127	1,250,000.00	0.00	1,250,000.00	000		21	0110	1,250,000.00
000		X	0400	67,091,376.00	69,075,000.00	-1,983,624.00	000		21	0400	16,376.00
							000		2123	0400	-2,000,000.00
000		21	0400	836,723,197.00	876,745,000.00	-40,021,803.00	000		X	0400	-16,376.00
							000		2122	0400	-38,264,427.00
							000		2123	0400	-1,741,000.00
000		2122	0400	425,188,427.00	386,924,000.00	38,264,427.00	000		21	0400	38,264,427.00
000		2123	0400	163,466,000.00	159,725,000.00	3,741,000.00	000		X	0400	2,000,000.00
							000		21	0400	1,741,000.00
001		2021	0100	1,000,000.00	0.00	1,000,000.00	001		2024	0123	1,000,000.00
001		2024	0123	-1,000,000.00	0.00	-1,000,000.00	001		2021	0100	-1,000,000.00
001		21	0127	62,240,000.00	53,240,000.00	9,000,000.00	001		X	0137	9,000,000.00
001		X	0137	-9,000,000.00	0.00	-9,000,000.00	001		21	0127	-9,000,000.00
001		2125	0155	11,600,000.00	51,600,000.00	-40,000,000.00	001		2125	0171	-40,000,000.00
001		2125	0171	55,700,000.00	15,700,000.00	40,000,000.00	001		2125	0155	40,000,000.00
002		X	0477	3,600,000.00	0.00	3,600,000.00	002		2122	0477	3,600,000.00
002		2122	0477	33,895,000.00	37,495,000.00	-3,600,000.00	002		X	0477	-3,600,000.00
239		21	2780	8,000,000.00	0.00	8,000,000.00	014		21	1036	8,000,000.00
Total				1,881,448,980.00	1,873,448,980.00	8,000,000.00					8,000,000.00

This Page Left Blank Intentionally

Appropriations, Outlays, and Balances - Continued

Appropriation or Fund Account Title	Account Symbol				Balances, Beginning of Fiscal Year	Appropriations and Other Obligational Authority ¹	Transfers Borrowings and Investment (Net) ²	Outlays (Net)	Balances Withdrawn and Other Transactions ³	Balances, End of Fiscal Year	
	Period of Availability	ATA	AID	MAIN							SUB
Judicial Branch											
Supreme Court of the United States											
General Fund Accounts											
Salaries and Expenses, Supreme Court of the United States, The Judiciary											
Fund Resources:											
Undisbursed Funds	2021		010	0100	000	-----	96,190,000.00	-6,800.00	83,360,325.91	-----	12,822,874.09
	2020					11,536,240.94	-----	6,800.00	7,457,379.73	-----	4,085,661.21
	2019					4,151,011.36	-----	-----	539,401.87	-----	3,611,609.49
	2018					5,364,529.65	-----	-----	19,614.84	-----	5,344,914.81
	2017					2,394,679.27	-----	-----	-----	-----	2,394,679.27
	2016					3,279,889.46	-----	-----	-----	3,279,889.46	-----
	No Year					3,800,085.51	1,500,000.00	-----	974,836.04	-----	4,325,249.47
Funds Held Outside the Treasury	2021					-----	-----	6,800.00	-----	-----	6,800.00
	2020					6,800.00	-----	-6,800.00	-----	-----	-----
	Subtotal		010	0100	000	30,533,236.19	97,690,000.00	-----	92,351,558.39	3,279,889.46	32,591,788.34
Care of the Building and Grounds, Supreme Court, The Judiciary											
Fund Resources:											
Undisbursed Funds	No Year		010	0103	000	29,360,907.31	5,518,000.00	-----	8,181,519.31	-----	26,697,388.00
Transfer To:											
Architect of the Capitol	No Year	001	010	0103	000	200,578.20	5,100,000.00	-----	5,840,128.64	-----	⁴ -539,550.44
	Subtotal		010	0103	000	29,561,485.51	10,618,000.00	-----	14,021,647.95	-----	26,157,837.56
Total, Supreme Court of the United States						60,094,721.70	108,308,000.00	-----	106,373,206.34	3,279,889.46	58,749,625.90
United States Court of Appeals for the Federal Circuit											
General Fund Accounts											
Salaries and Expenses, United States Court of Appeals for the Federal Circuit, The Judiciary											
Fund Resources:											
Undisbursed Funds	2021		010	0510	000	-----	36,603,466.96	-----	31,993,877.43	-----	4,609,589.53
	2020					4,773,250.71	-----	-----	2,824,206.63	-----	1,949,044.08
	2019					1,462,983.46	-----	-----	90,944.97	-----	1,372,038.49
	2018					844,883.98	-----	-----	-1,421.78	-----	846,305.76
	2017					531,757.78	-----	-----	-374.88	-----	532,132.66
	2016					39,371.83	-----	-----	-----	39,371.83	-----
	Subtotal		010	0510	000	7,652,247.76	36,603,466.96	-----	34,907,232.37	39,371.83	9,309,110.52
Total, United States Court of Appeals for the Federal Circuit						7,652,247.76	36,603,466.96	-----	34,907,232.37	39,371.83	9,309,110.52
United States Court of International Trade											
General Fund Accounts											
Salaries and Expenses, United States Court of International Trade, The Judiciary											
Fund Resources:											
Undisbursed Funds	2021		010	0400	000	-----	21,752,862.89	-----	19,900,423.13	-----	1,852,439.76
	2020					1,875,186.19	-----	-----	878,262.37	-----	996,923.82
	2019					374,731.80	-----	-----	8,173.66	-----	366,558.14

Footnotes at End of Chapter

Appropriations, Outlays, and Balances - Continued

Appropriation or Fund Account Title	Account Symbol				Balances, Beginning of Fiscal Year	Appropriations and Other Obligational Authority ¹	Transfers Borrowings and Investment (Net) ²	Outlays (Net)	Balances Withdrawn and Other Transactions ³	Balances, End of Fiscal Year
	Period of Availability	ATA	AID	MAIN						
	2018				1,158,121.96	-----	-----	285,413.08	-----	872,708.88
	2017				1,778,913.57	-----	-----	83.10	-----	1,778,830.47
	2016				427,121.57	-----	-----	185,965.01	241,156.56	-----
	Subtotal		010	0400	5,614,075.09	21,752,862.89	-----	21,258,320.35	241,156.56	5,867,461.07
Total, United States Court of International Trade					5,614,075.09	21,752,862.89	-----	21,258,320.35	241,156.56	5,867,461.07
Courts of Appeals, District Courts, and Other Judicial Services										
General Fund Accounts										
Salaries and Expenses, Courts of Appeals, District Courts, and Other Judicial Services, The Judiciary										
Fund Resources:										
Undisbursed Funds										
	2021		010	0920	-----	5,826,908,980.40	-----	5,546,495,694.43	-----	280,413,285.97
	2020				159,902,712.16	-----	-----	159,807,410.13	-----	95,302.03
	2019				-----	-----	-----	-86,900.82	-----	86,900.82
	No Year				56,976,619.48	14,901,489.00	-----	7,397,867.39	-----	64,480,241.09
	Subtotal		010	0920	216,879,331.64	5,841,810,469.40	-----	5,713,614,071.13	-----	345,075,729.91
Defender Services, Court of Appeals, District Courts, and Other Judicial Services, The Judiciary										
Fund Resources:										
Undisbursed Funds										
	No Year		010	0923	96,337,449.57	1,316,240,000.00	-----	1,186,795,156.62	-----	225,782,292.95
Fees of Jurors and Commissioners, Court of Appeals, District Courts and Other Judicial Services, The Judiciary										
Fund Resources:										
Undisbursed Funds										
	No Year		010	0925	21,788,166.82	30,891,150.00	-----	31,486,459.41	-----	21,192,857.41
Court Security, Court of Appeals, District Courts, and Other Judicial Services, The Judiciary										
Fund Resources:										
Undisbursed Funds										
	2021		010	0930	-----	89,450,500.00	-----	81,921,727.29	-----	7,528,772.71
	2020				41,527,815.41	-----	-3,627,000.00	35,182,106.69	-----	2,718,708.72
	2019				3,490,200.92	-----	-1,000,000.00	811,479.21	-----	1,678,721.71
	2018				7,807,607.60	-----	-3,000,000.00	150,990.78	-----	4,656,616.82
	2017				7,226,994.69	-----	-2,076,000.00	100,247.47	-----	5,050,747.22
	2016				773,431.89	-----	3,163,494.17	7,670.72	3,929,255.34	-----
	No Year				11,836,494.42	-----	14,703,000.00	2,365,175.64	-----	24,174,318.78
Transfer To:										
United States Marshals Service, Justice										
	2021	015	010	0930	-----	574,560,500.00	-----	423,128,621.15	-----	151,431,878.85
	2020				151,897,330.52	-----	-7,000,000.00	88,319,379.70	-----	56,577,950.82
	2019				49,885,560.97	-----	-4,000,000.00	14,863,481.28	-----	31,022,079.69
	2018				20,315,307.65	-----	-3,000,000.00	3,835,144.46	-----	13,480,163.19
	2017				9,167,401.58	-----	-1,000,000.00	1,461,881.23	-----	6,705,520.35
	2016				5,978,044.12	-----	-3,163,494.17	2,814,549.95	-----	-----
	No Year				35,876,244.59	-----	10,000,000.00	8,301,973.56	-----	37,574,271.03
	Subtotal		010	0930	345,782,434.36	664,011,000.00	-----	663,264,429.13	3,929,255.34	342,599,749.89
Special Fund Accounts										

Footnotes at End of Chapter

Appropriations, Outlays, and Balances - Continued

Appropriation or Fund Account Title	Account Symbol				Balances, Beginning of Fiscal Year	Appropriations and Other Obligational Authority ¹	Transfers Borrowings and Investment (Net) ²	Outlays (Net)	Balances Withdrawn and Other Transactions ³	Balances, End of Fiscal Year	
	Period of Availability	ATA	AID	MAIN							SUB
Filing Fees, The Judiciary Fund Resources: Undisbursed Funds	No Year		010	5100	000	668,988,762.77	153,901,082.08	-----	235,743,131.32	-----	587,146,713.53
Registry Administration Account, The Judiciary Fund Resources: Undisbursed Funds	No Year		010	5101	000	-----	20,334.57	-----	20,334.57	-----	-----
Judicial Information Technology Fund, The Judiciary Fund Resources: Undisbursed Funds	No Year		010	5114	000	577,532,874.68	651,633,241.32	-----	652,762,457.98	-----	576,403,658.02
Total, Courts of Appeals, District Courts, and Other Judicial Services						1,927,309,019.84	8,658,507,277.37	-----	8,483,686,040.16	3,929,255.34	2,098,201,001.71
Administrative Office of the United States Courts											
General Fund Accounts											
Salaries and Expenses, Administrative Office of the United States Courts, The Judiciary Fund Resources: Undisbursed Funds	2021		010	0927	000	-----	95,675,000.00	-----	95,675,000.00	-----	-----
	2019					-----	-----	-----	-6,039.36	-----	6,039.36
	2018					-----	-----	-----	-1,206.36	-----	1,206.36
	Subtotal		010	0927	000	- 0 -	95,675,000.00	-----	95,667,754.28	-----	7,245.72
Total, Administrative Office of the United States Courts						-----	95,675,000.00	-----	95,667,754.28	-----	7,245.72
Federal Judicial Center											
General Fund Accounts											
Salaries and Expenses, Federal Judicial Center, The Judiciary Fund Resources: Undisbursed Funds	2021-2022		010	0928	000	-----	1,800,000.00	-----	6,651.84	-----	1,793,348.16
	2021					-----	25,764,250.00	-----	23,520,484.47	-----	2,243,765.53
	2020-2021					1,756,960.00	-----	-----	457,771.35	-----	1,299,188.65
	2020					4,060,192.24	-----	-----	2,551,574.42	-----	1,508,617.82
	2019-2020					358,812.75	-----	-----	9,861.15	-----	348,951.60
	2019					408,856.16	-----	-----	29,583.21	-----	379,272.95
	2018-2019					119,400.48	-----	-----	1,645.97	-----	117,754.51
	2018					209,452.53	-----	-----	5,000.00	-----	204,452.53
	2017-2018					78,302.56	-----	-----	-345.85	-----	78,648.41
	2017					173,616.14	-----	-----	-2,379.00	-----	175,995.14
	2016-2017					57,677.93	-----	-----	-----	-----	57,677.93
	2016					166,444.33	-----	-----	5,000.00	161,444.33	-----
	2015-2016					43,394.89	-----	-----	-----	43,394.89	-----
	Subtotal		010	0928	000	7,433,110.01	27,564,250.00	-----	26,584,847.56	204,839.22	8,207,673.23
Total, Federal Judicial Center						7,433,110.01	27,564,250.00	-----	26,584,847.56	204,839.22	8,207,673.23
Judicial Retirement Funds											
General Fund Accounts											

Footnotes at End of Chapter

Appropriations, Outlays, and Balances - Continued

Appropriation or Fund Account Title	Account Symbol				Balances, Beginning of Fiscal Year	Appropriations and Other Obligational Authority ¹	Transfers Borrowings and Investment (Net) ²	Outlays (Net)	Balances Withdrawn and Other Transactions ³	Balances, End of Fiscal Year
	Period of Availability	ATA	AID	MAIN SUB						
Payment to Judiciary Trust Funds, Judicial Retirement Funds, The Judiciary Fund Resources:										
Undisbursed Funds	2021		010 0941	000	-----	262,300,000.00	-----	262,300,000.00	-----	-----
Trust Fund Accounts										
Judicial Survivors Annuity Fund, The Judiciary Fund Resources:										
Undisbursed Funds	No Year		010 8110	000	2,359,731.18	63,624,319.71	-29,738,615.24	33,763,330.42	-----	2,482,105.23
Unrealized Discount on Investments					-3,415,067.88	-----	536,348.03	-----	-----	-2,878,719.85
Investments in US Treasury Securities					550,384,327.82	-----	29,202,267.21	-----	-----	579,586,595.03
Subtotal			010 8110	000	549,328,991.12	63,624,319.71	0.00	33,763,330.42	-----	579,189,980.41
Judicial Officers Retirement Fund, The Judiciary Fund Resources:										
Undisbursed Funds	No Year		010 8122	000	10,364,995.65	269,283,319.89	-141,149,236.11	127,618,608.21	-----	10,880,471.22
Unrealized Discount on Investments					-5,781,551.82	-----	3,963,190.01	-----	-----	-1,818,361.81
Investments in US Treasury Securities					853,535,759.90	-----	137,186,046.10	-----	-----	990,721,806.00
Subtotal			010 8122	000	858,119,203.73	269,283,319.89	0.00	127,618,608.21	-----	999,783,915.41
Claims Court Judges Retirement Fund, The Judiciary Fund Resources:										
Undisbursed Funds	No Year		010 8124	000	388,093.86	5,712,323.28	-767,769.89	4,897,343.31	-----	435,303.94
Unrealized Discount on Investments					-313,681.74	-----	144,544.38	-----	-----	-169,137.36
Investments in US Treasury Securities					38,757,180.52	-----	623,225.51	-----	-----	39,380,406.03
Subtotal			010 8124	000	38,831,592.64	5,712,323.28	-----	4,897,343.31	-----	39,646,572.61
Total, Judicial Retirement Funds					1,446,279,787.49	600,919,962.88	0.00	428,579,281.94	-----	1,618,620,468.43
United States Sentencing Commission										
General Fund Accounts										
Salaries and Expenses, United States Sentencing Commission, The Judiciary Fund Resources:										
Undisbursed Funds	2021		010 0938	000	-----	19,965,000.00	-----	15,846,764.47	-----	4,118,235.53
	2020				4,291,475.96	-----	-----	3,712,971.48	-----	578,504.48
	2019				483,271.78	-----	-----	218,576.05	-----	264,695.73
	2018				216,686.73	-----	-----	-14,676.75	-----	231,363.48
	2017				189,950.61	-----	-----	-41,562.49	-----	231,513.10
	2016				292,841.06	-----	-----	-----	292,841.06	-----
	No Year				835.55	-----	-----	-----	-----	835.55
Subtotal			010 0938	000	5,475,061.69	19,965,000.00	-----	19,722,072.76	292,841.06	5,425,147.87
Total, United States Sentencing Commission					5,475,061.69	19,965,000.00	-----	19,722,072.76	292,841.06	5,425,147.87
Deductions for Offsetting Receipts										
Proprietary Receipts from the Public					-----	-133,004,117.54	-----	-133,004,117.54	-----	-----
Intrabudgetary Receipts Deducted by Agency					-----	-773,288,481.05	-----	-773,288,481.05	-----	-----
Total, Offsetting Receipts					-----	-906,292,598.59	-----	-906,292,598.59	-----	-----

Footnotes at End of Chapter

Appropriations, Outlays, and Balances - Continued

Appropriation or Fund Account	Account Symbol					Balances, Beginning of Fiscal Year	Appropriations and Other Obligational Authority ¹	Transfers Borrowings and Investment (Net) ²	Outlays (Net)	Balances Withdrawn and Other Transactions ³	Balances, End of Fiscal Year
Title	Period of Availability	ATA	AID	MAIN	SUB						
Total, Judicial Branch						3,459,858,023.58	8,663,003,221.51	0.00	8,310,486,157.17	7,987,353.47	3,804,387,734.45

Footnotes at End of Chapter

Appropriations, Outlays, and Balances - Continued

Footnotes

- 1 The amounts in this column, unless otherwise footnoted, represent appropriations, increases and rescissions in borrowing authority or new contract authority. Appropriation accounts with appropriation transfer activity are presented in Table 1 (Appropriations and Appropriation Transfers) at the end of this chapter.
- 2 The amounts in this column, unless otherwise footnoted, represent transfers - other than appropriation transfers, borrowings (gross), investments (net), unrealized discounts or funds held outside the Treasury.
- 3 The amounts in this column, unless otherwise footnoted, represent obligated balances canceled for fiscal year 2016 pursuant to 31 U.S.C. 1553 and adjustments to borrowing and contract authority.
- 4 Subject to disposition by the administrative agency.

Note: Pursuant to 31 U.S.C. 3513, only executive agencies are required to report their financial condition.

Footnotes

Table 1 - Appropriations and Appropriation Transfers - Judicial Branch

AID	ATA	Period of Availability	MAIN	Net Appropriations and Appropriation Transfers	Appropriation Amount	Net Appropriation Transfers	AID Involved	ATA Involved	Period of Availability Involved	MAIN Involved	Amount From or To (-)
010	001	X	0103	5,100,000.00	0.00	5,100,000.00	010		X	0103	5,100,000.00
010		X	0103	5,518,000.00	10,618,000.00	-5,100,000.00	010	001	X	0103	-5,100,000.00
010		X	0920	14,901,489.00	0.00	14,901,489.00	010		21	0920	14,901,489.00
010		21	0920	5,826,908,980.40	5,838,733,869.40	-11,824,889.00	010		X	0920	-14,901,489.00
							010		X	0925	1,625,850.00
							010		21	0928	1,450,750.00
010		X	0925	30,891,150.00	32,517,000.00	-1,625,850.00	010		21	0920	-1,625,850.00
010		21	0928	25,764,250.00	27,215,000.00	-1,450,750.00	010		21	0920	-1,450,750.00
010		21	0930	89,450,500.00	664,011,000.00	-574,560,500.00	010	015	21	0930	-574,560,500.00
010	015	21	0930	574,560,500.00	0.00	574,560,500.00	010		21	0930	574,560,500.00
Total				6,573,094,869.40	6,573,094,869.40	-----					-----

This Page Left Blank Intentionally

Appropriations, Outlays, and Balances - Continued

Appropriation or Fund Account Title	Account Symbol				Balances, Beginning of Fiscal Year	Appropriations and Other Obligational Authority ¹	Transfers Borrowings and Investment (Net) ²	Outlays (Net)	Balances Withdrawn and Other Transactions ³	Balances, End of Fiscal Year	
	Period of Availability	ATA	AID	MAIN							SUB
Department of Agriculture Office of the Secretary General Fund Accounts											
Office of the Secretary, Agriculture											
Fund Resources:											
Undisbursed Funds	2020-2022		012	0115	000	713,711,811.41	1,023,693,188.00	1,000,000,000.00	2,378,432,092.32	-----	358,972,907.09
	2021					-----	65,547,999.00	-----	44,432,270.29	° 997,500.00	20,118,228.71
	2019-2021					1,050,144,289.41	-1,023,693,188.00	-----	-162,421,396.97	-----	188,872,498.38
	2020					1,560,163,244.64	-----	-----	1,136,755,977.40	-----	423,407,267.24
	2018-2020					167,730,921.42	-----	-----	337,505.36	-----	167,393,416.06
	2019					13,605,308.73	-----	-----	4,259,694.27	-----	9,345,614.46
	2018					2,301,560.19	-----	-----	1,049,973.64	-----	1,251,586.55
	2017					1,471,771.49	-----	-442,000.00	-38,218.68	-----	1,067,990.17
	2016					1,107,752.37	-----	-74,000.00	32,530.88	1,001,221.49	-----
	No Year					19,311,415,468.97	16,882,500,000.00	-1,000,000,000.00	21,966,998,774.51	-----	13,226,916,694.46
	Subtotal		012	0115	000	22,821,652,128.63	16,948,047,999.00	-516,000.00	25,369,839,203.02	1,998,721.49	14,397,346,203.12
Office of the Under Secretary for Research, Education and Economics, Agriculture											
Fund Resources:											
Undisbursed Funds	2021		012	0124	000	-----	1,209,000.00	-----	2,150,785.11	-----	° -941,785.11
	2020					517,445.87	-----	-----	1,217,605.41	-----	° -700,159.54
	2019					-111,069.03	-----	-----	37,873.74	-----	° -148,942.77
	2018					156,765.21	-----	-----	82.07	-----	156,683.14
	2017					-29,441.39	-----	-----	144,015.94	-----	° -173,457.33
	2016					34,201.49	-----	-31,000.00	-124.43	3,325.92	-----
	Subtotal		012	0124	000	567,902.15	1,209,000.00	-31,000.00	3,550,237.84	3,325.92	-1,807,661.61
Office of the Under Secretary for Marketing and Regulatory Programs, Cooperative State Research, Education, and Extension Service, Agriculture											
Fund Resources:											
Undisbursed Funds	2021		012	0125	000	-----	809,000.00	-----	454,704.94	-----	354,295.06
	2020					139,942.14	-----	-----	34,979.70	-----	104,962.44
	2019					111,825.29	-----	-----	7,533.60	-----	104,291.69
	2018					5,837.80	-----	-----	-96,524.09	-----	102,361.89
	2017					54,365.04	-----	-45,000.00	6,927.31	-----	2,437.73
	2016					29,152.21	-----	-28,000.00	-6,809.78	7,961.99	-----
	Subtotal		012	0125	000	341,122.48	809,000.00	-73,000.00	400,811.68	7,961.99	668,348.81
Office of the Under Secretary for Farm and Foreign Agricultural Services, Agriculture											
Fund Resources:											
Undisbursed Funds	2021		012	0126	000	-----	816,000.00	-----	468,313.39	-----	347,686.61
	2020					59,117.47	-----	-----	37,367.25	-----	21,750.22
	2019					100,795.73	-----	-----	2,545.46	-----	98,250.27
	2018					91,401.78	-----	-----	1,908.16	-----	89,493.62
	2017					137,638.10	-----	-131,000.00	145.59	-----	6,492.51

Footnotes at End of Chapter

Appropriations, Outlays, and Balances - Continued

Appropriation or Fund Account Title	Account Symbol				Balances, Beginning of Fiscal Year	Appropriations and Other Obligational Authority ¹	Transfers Borrowings and Investment (Net) ²	Outlays (Net)	Balances Withdrawn and Other Transactions ³	Balances, End of Fiscal Year
	Period of Availability	ATA	AID	MAIN						
	2016				19,789.93	-----	-18,000.00	-56.12	1,846.05	-----
	Subtotal		012	0126	408,743.01	816,000.00	-149,000.00	510,223.73	1,846.05	563,673.23
Office of the Under Secretary for Rural Development, Agriculture Fund Resources:										
Undisbursed Funds	2021		012	0127	-----	737,000.00	-----	559,524.46	-----	177,475.54
	2020				376,080.29	-----	-----	197,112.66	-----	178,967.63
	2017				30,918.06	-----	-25,000.00	709.03	-----	5,209.03
	2016				18,558.63	-----	-17,000.00	-505.37	2,064.00	-----
	Subtotal		012	0127	425,556.98	737,000.00	-42,000.00	756,840.78	2,064.00	361,652.20
Office of the Assistant Secretary for Natural Resources and Environment, Agriculture Fund Resources:										
Undisbursed Funds	2021		012	0128	-----	875,000.00	-----	346,231.60	-----	528,768.40
	2020				93,095.16	-----	-----	39,300.93	-----	53,794.23
	2019				95,776.37	-----	-----	115.61	-----	95,660.76
	2018				83,205.07	-----	-----	11.04	-----	83,194.03
	2017				37,885.83	-----	-32,000.00	205.53	-----	5,680.30
	2016				49,192.92	-----	-48,000.00	-79.23	1,272.15	-----
	Subtotal		012	0128	359,155.35	875,000.00	-80,000.00	385,785.48	1,272.15	767,097.72
Office of the Under Secretary for Food, Nutrition and Consumer Services, Agriculture Fund Resources:										
Undisbursed Funds	2021		012	0129	-----	759,000.00	-----	574,315.90	-----	184,684.10
	2020				193,340.44	-----	-----	42,734.71	-----	150,605.73
	2019				92,870.06	-----	-----	17.27	-----	92,852.79
	2018				148,035.85	-----	-----	11.04	-----	148,024.81
	2017				136,326.90	-----	-131,000.00	176.99	-----	5,149.91
	2016				24,394.28	-----	-23,000.00	-68.23	1,462.51	-----
	Subtotal		012	0129	594,967.53	759,000.00	-154,000.00	617,187.68	1,462.51	581,317.34
Office of the Assistant Secretary for Civil Rights, Agriculture Fund Resources:										
Undisbursed Funds	2021		012	0130	-----	908,000.00	-----	659,760.47	-----	248,239.53
	2020				291,212.64	-----	-----	24,795.31	-----	266,417.33
	2019				115,362.29	-----	-----	11.78	-----	115,350.51
	2018				128,136.02	-----	-----	11.33	-----	128,124.69
	2017				149,172.18	-----	-140,000.00	2,600.86	-----	6,571.32
	2016				43,337.51	-----	-42,000.00	-2,529.98	3,867.49	-----
	Subtotal		012	0130	727,220.64	908,000.00	-182,000.00	684,649.77	3,867.49	764,703.38
Office of the Under Secretary for Trade and Foreign Agricultural Affairs, Office of the Secretary, Agriculture Fund Resources:										
Undisbursed Funds	2021		012	0176	-----	687,000.00	-----	468,580.58	-----	218,419.42
	2020				151,997.22	-----	-----	68,043.91	-----	83,953.31
	2019				74,815.09	-----	-----	17.27	-----	74,797.82
	2018				90,008.52	-----	-----	-----	-----	90,008.52

Footnotes at End of Chapter

Appropriations, Outlays, and Balances - Continued

Appropriation or Fund Account Title	Account Symbol				Balances, Beginning of Fiscal Year	Appropriations and Other Obligational Authority ¹	Transfers Borrowings and Investment (Net) ²	Outlays (Net)	Balances Withdrawn and Other Transactions ³	Balances, End of Fiscal Year	
	Period of Availability	ATA	AID	MAIN SUB							
Office of Codex Alimentarius, Office of the Secretary, Agriculture Fund Resources:	Subtotal		012	0176	000	316,820.83	687,000.00	-----	536,641.76	-----	467,179.07
Undisbursed Funds	2021		012	0177	000	-----	4,805,000.00	-----	1,768,134.97	-----	3,036,865.03
	2020					3,054,871.55	-----	-----	1,264,828.06	-----	1,790,043.49
	2019					1,236,824.00	-----	-----	627,240.62	-----	609,583.38
	2018					693,847.57	-----	-----	7,707.39	-----	686,140.18
	Subtotal		012	0177	000	4,985,543.12	4,805,000.00	-----	3,667,911.04	-----	6,122,632.08
Outreach for Socially Disadvantaged Farmers, National Institute of Food and Agriculture, Agriculture Fund Resources:											
Undisbursed Funds	No Year		012	0601	000	1,418,649.07	-----	-----	-----	-----	1,418,649.07
Office of the Under Secretary for Food Safety, Agriculture Fund Resources:											
Undisbursed Funds	2021		012	3701	000	-----	709,000.00	-----	411,243.54	-----	297,756.46
	2020					288,816.32	-----	-----	109,324.84	-----	179,491.48
	2019					115,315.99	-----	-----	79.04	-----	115,236.95
	2018					90,640.49	-----	-----	11.03	-----	90,629.46
	2017					201,062.11	-----	-193,000.00	117.04	-----	7,945.07
	2016					108,147.90	-----	-107,000.00	-45.12	1,193.02	-----
	Subtotal		012	3701	000	803,982.81	709,000.00	-300,000.00	520,730.37	1,193.02	691,059.42
Trust Fund Accounts											
Gifts and Bequests, Agriculture Fund Resources:											
Undisbursed Funds	No Year		012	8203	000	5,071,038.50	610,273.33	-----	745,485.37	-----	4,935,826.46
Total, Office of the Secretary						22,837,672,831.10	16,960,972,272.33	-1,527,000.00	25,382,215,708.52	2,021,714.62	14,412,880,680.29
Executive Operations											
General Fund Accounts											
Expenses, Common Computing Environment, Agriculture Fund Resources:											
Undisbursed Funds	No Year		012	0113	000	276,641.34	-----	-----	-----	-----	276,641.34
Office of the Chief Economist, Executive Operations, Agriculture Fund Resources:											
Undisbursed Funds	2021		012	0123	000	-----	24,692,000.00	-----	12,599,890.36	-----	12,092,109.64
	2020					11,980,286.80	-----	-----	5,283,945.89	-----	6,696,340.91
	2019					3,980,556.84	-----	-----	3,248,608.51	-----	731,948.33
	2018					621,844.59	-----	-----	208,442.82	-----	413,401.77
	2017-2018					341,934.26	-----	-----	158,115.50	-----	183,818.76
	2017					594,193.09	-----	-----	4,644.96	-----	589,548.13
	2016-2017					3,977.89	-----	-----	-----	-----	3,977.89
	2016					655,957.33	-----	-----	13,521.97	642,435.36	-----
	No Year					500,000.00	-----	-----	25,255.00	-----	474,745.00

Footnotes at End of Chapter

Appropriations, Outlays, and Balances - Continued

Appropriation or Fund Account Title	Account Symbol				Balances, Beginning of Fiscal Year	Appropriations and Other Obligational Authority ¹	Transfers Borrowings and Investment (Net) ²	Outlays (Net)	Balances Withdrawn and Other Transactions ³	Balances, End of Fiscal Year
	Period of Availability	ATA	AID	MAIN SUB						
	Subtotal		012	0123 000	18,678,750.80	24,692,000.00	-----	21,542,425.01	642,435.36	21,185,890.43
Nonrecurring Expenses Fund, Office of the Chief Financial Officer, Agriculture Fund Resources: Undisbursed Funds	No Year		012	0133 000	107,376,049.74	-----	58,735,831.77	51,548,432.23	-----	114,563,449.28
Office of Safety, Security, and Protection, Executive Operations, Agriculture Fund Resources: Undisbursed Funds	2021		012	0470 000	-----	22,718,001.00	-----	12,649,338.19	-----	10,068,662.81
Office of Budget and Program Analysis, Executive Operations, Agriculture Fund Resources: Undisbursed Funds	2021		012	0503 000	-----	9,629,000.00	-----	8,242,124.63	-----	1,386,875.37
	2020				1,410,693.66	-----	-----	1,275,791.62	-----	134,902.04
	2019				213,650.73	-----	-----	67,479.35	-----	146,171.38
	2018				565,460.63	-----	-----	92.69	-----	565,367.94
	2017				520,344.60	-----	-----	1,398.26	-----	518,946.34
	2016				1,501,179.74	-----	-----	-1.23	1,501,180.97	-----
	Subtotal		012	0503 000	4,211,329.36	9,629,000.00	-----	9,586,885.32	1,501,180.97	2,752,263.07
Office of Hearings and Appeals Division, Executive Operations, Agriculture Fund Resources: Undisbursed Funds	2021		012	0706 000	-----	15,344,000.00	-----	13,457,174.63	-----	1,886,825.37
	2020				2,553,211.64	-----	-----	1,465,117.66	-----	1,088,093.98
	2019				915,188.38	-----	-----	309,481.10	-----	605,707.28
	2018				1,001,053.45	-----	-----	108,939.78	-----	892,113.67
	2017				143,632.15	-----	-----	1,751.27	-----	141,880.88
	2016				214,491.54	-----	-----	-7.28	214,498.82	-----
	Subtotal		012	0706 000	4,827,577.16	15,344,000.00	-----	15,342,457.16	214,498.82	4,614,621.18
Intragovernmental Funds										
Working Capital Fund, Agriculture Fund Resources: Undisbursed Funds	No Year		012	4609 000	467,958,264.53	14,423,039.04	720,000.00	-88,629,962.81	-----	571,731,266.38
Total, Executive Operations					603,328,612.93	86,806,040.04	59,455,831.77	22,039,575.10	2,358,115.15	725,192,794.49
Office of Civil Rights										
General Fund Accounts										
Office of Civil Rights, Agriculture Fund Resources: Undisbursed Funds	2021		012	3800 000	-----	22,789,000.00	-----	17,437,947.96	-----	5,351,052.04
	2020				5,248,898.65	-----	-----	3,569,012.42	-----	1,679,886.23
	2019				386,545.88	-----	-----	32,747.22	-----	353,798.66
	2018				666,167.17	-----	-----	56,290.12	-----	609,877.05
	2017				212,714.42	-----	-----	6,035.31	-----	206,679.11
	2016				587,662.26	-----	-----	-15,415.14	603,077.40	-----

Footnotes at End of Chapter

Appropriations, Outlays, and Balances - Continued

Appropriation or Fund Account Title	Account Symbol				Balances, Beginning of Fiscal Year	Appropriations and Other Obligational Authority ¹	Transfers Borrowings and Investment (Net) ²	Outlays (Net)	Balances Withdrawn and Other Transactions ³	Balances, End of Fiscal Year	
	Period of Availability	ATA	AID	MAIN SUB							
Total, Office of Civil Rights	Subtotal		012	3800	000	7,101,988.38	22,789,000.00	-----	21,086,617.89	603,077.40	8,201,293.09
						7,101,988.38	22,789,000.00	-----	21,086,617.89	603,077.40	8,201,293.09
Office of Inspector General											
General Fund Accounts											
Office of Inspector General, Agriculture											
Fund Resources:											
Undisbursed Funds	2021-2022		012	0900	000	-----	2,500,000.00	-----	2,232,237.77	-----	267,762.23
	2021					-----	99,912,000.00	-----	79,962,511.19	-----	19,949,488.81
	2020-2021					162,058.77	-----	-----	147,655.29	-----	14,403.48
	2020					17,699,221.86	-----	-----	10,518,000.42	-----	7,181,221.44
	2019					5,023,611.84	-----	-----	1,217,668.71	-----	3,805,943.13
	2018					3,650,599.60	-----	-----	52,958.61	-----	3,597,640.99
	2017					3,768,284.61	-----	-2,700,000.00	214,389.92	-----	853,894.69
	2016					3,196,161.02	-----	-2,900,000.00	-30,658.29	326,819.31	-----
	No Year					656,791.72	-----	-----	518,623.57	-----	138,168.15
	Subtotal		012	0900	000	34,156,729.42	102,412,000.00	-5,600,000.00	94,833,387.19	326,819.31	35,808,522.92
Special Fund Accounts											
Inspector General Assets Forfeiture, Justice											
Fund Resources:											
Undisbursed Funds	No Year		012	5410	000	10,933,500.58	-----	-----	3,460,561.44	-----	7,472,939.14
Inspector General Assets Forfeiture, Treasury											
Fund Resources:											
Undisbursed Funds	No Year		012	5411	000	4,652,858.26	-----	-----	313,295.54	-----	4,339,562.72
Total, Office of Inspector General						49,743,088.26	102,412,000.00	-5,600,000.00	98,607,244.17	326,819.31	47,621,024.78
Office of the General Counsel											
General Fund Accounts											
Office of Ethics, Agriculture											
Fund Resources:											
Undisbursed Funds	2021		012	0136	000	-----	4,019,000.00	-----	3,846,891.63	-----	172,108.37
	2020					334,891.69	-----	-----	-11,495.97	-----	346,387.66
	2019					171,340.72	-----	-----	-22,549.69	-----	193,890.41
	2018					291,955.66	-----	-----	78.82	-----	291,876.84
	2017					166,151.07	-----	-79,279.90	400.22	-----	86,470.95
	2016					747,063.15	-----	-733,297.30	-6.27	13,772.12	-----
	Subtotal		012	0136	000	1,711,402.29	4,019,000.00	-812,577.20	3,813,318.74	13,772.12	1,090,734.23
Office of the General Counsel, Agriculture											
Fund Resources:											
Undisbursed Funds	2021		012	2300	000	-----	45,190,000.00	-----	40,653,286.90	-----	4,536,713.10
	2020					5,070,004.77	-----	-----	4,397,976.14	-----	672,028.63
	2019					1,468,300.19	-----	-----	512,053.49	-----	956,246.70
	2018					605,608.98	-----	-----	21,058.51	-----	584,550.47
	2017					366,157.42	-----	-111,841.47	3,350.27	-----	250,965.68
	2016					402,210.03	-----	-346,557.15	-1,208.00	56,860.88	-----

Footnotes at End of Chapter

Appropriations, Outlays, and Balances - Continued

Appropriation or Fund Account Title	Account Symbol				Balances, Beginning of Fiscal Year	Appropriations and Other Obligational Authority ¹	Transfers Borrowings and Investment (Net) ²	Outlays (Net)	Balances Withdrawn and Other Transactions ³	Balances, End of Fiscal Year
	Period of Availability	ATA	AID	MAIN						
Total, Office of the General Counsel	Subtotal		012	2300	7,912,281.39	45,190,000.00	-458,398.62	45,586,517.31	56,860.88	7,000,504.58
					9,623,683.68	49,209,000.00	-1,270,975.82	49,399,836.05	70,633.00	8,091,238.81
Economic Research Service										
General Fund Accounts										
Economic Research Service, Agriculture										
Fund Resources:										
Undisbursed Funds										
	2021		012	1701	-----	87,476,000.00	-----	56,734,527.94	-----	30,741,472.06
	2020				30,368,056.84	-----	-----	17,701,157.22	-----	12,666,899.62
	2019				8,820,377.87	-----	-----	2,927,094.47	-----	5,893,283.40
	2018				3,480,040.35	-----	-----	892,706.55	-----	2,587,333.80
	2017				2,835,754.82	-----	-----	185,522.14	-----	2,650,232.68
	2016				1,669,633.28	-----	-409,269.39	1,246,520.82	13,843.07	-----
	No Year				500,000.00	-----	-----	-----	-----	500,000.00
	Subtotal		012	1701	47,673,863.16	87,476,000.00	-409,269.39	79,687,529.14	13,843.07	55,039,221.56
Trust Fund Accounts										
Miscellaneous Contributed Funds, Economic Research Service, Agriculture										
Fund Resources:										
Undisbursed Funds										
	No Year		012	8227	1,080.46	-----	-----	-----	-----	1,080.46
	Total, Economic Research Service				47,674,943.62	87,476,000.00	-409,269.39	79,687,529.14	13,843.07	55,040,302.02
National Agricultural Statistics Service										
General Fund Accounts										
National Agricultural Statistics Service, Agriculture										
Fund Resources:										
Undisbursed Funds										
	2021		012	1801	-----	137,621,000.00	-----	109,625,698.60	-----	27,995,301.40
	2020				28,761,374.78	-----	-----	28,389,038.42	-----	372,336.36
	2019				1,440,613.20	-----	-----	1,045,201.02	-----	395,412.18
	2018				150,466.64	-----	-----	94,743.81	-----	55,722.83
	2017				-10,406.42	-----	-----	-21,602.49	-----	11,196.07
	2016				18,873.47	-----	-----	16,853.25	2,020.22	-----
	No Year				24,810,665.49	46,300,000.00	-----	40,064,721.09	-----	31,045,944.40
	Subtotal		012	1801	55,171,587.16	183,921,000.00	-----	179,214,653.70	2,020.22	59,875,913.24
Trust Fund Accounts										
Miscellaneous Contributed Funds, National Agricultural Statistics Service, Agriculture										
Fund Resources:										
Undisbursed Funds										
	No Year		012	8218	-----	15,700.00	-----	15,700.00	-----	-----
	Total, National Agricultural Statistics Service				55,171,587.16	183,936,700.00	-----	179,230,353.70	2,020.22	59,875,913.24
Agricultural Research Service										
General Fund Accounts										

Footnotes at End of Chapter

Appropriations, Outlays, and Balances - Continued

Appropriation or Fund Account Title	Account Symbol				Balances, Beginning of Fiscal Year	Appropriations and Other Obligational Authority ¹	Transfers Borrowings and Investment (Net) ²	Outlays (Net)	Balances Withdrawn and Other Transactions ³	Balances, End of Fiscal Year	
	Period of Availability	ATA	AID	MAIN							SUB
Salaries and Expenses, Agricultural Research Service, Agriculture Fund Resources:											
Undisbursed Funds	2021		012	1400	000	-----	1,512,784,000.00	-----	931,519,917.88	-----	581,264,082.12
	2020					535,223,146.52	-----	-----	337,899,697.24	-----	197,323,449.28
	2019					148,958,598.81	-----	-----	84,186,635.54	-----	64,771,963.27
	2018					41,730,745.09	-----	-----	21,074,036.14	-----	20,656,708.95
	2017					10,008,017.00	-----	-2,900,000.00	2,253,228.45	-----	4,854,788.55
	2016					8,859,377.17	-----	-4,900,000.00	1,883,489.06	2,075,888.11	-----
	No Year					23,958,364.47	-----	-----	-363,572.72	-----	24,321,937.19
	Subtotal		012	1400	000	768,738,249.06	1,512,784,000.00	-7,800,000.00	1,378,453,431.59	2,075,888.11	893,192,929.36
Buildings and Facilities, Agricultural Research Service, Agriculture Fund Resources:											
Undisbursed Funds	No Year		012	1401	000	954,097,279.43	35,700,000.00	-----	99,540,525.65	-----	890,256,753.78
Special Fund Accounts											
Concessions Fees and Volunteer Services, Agricultural Research Service, Agriculture Fund Resources:											
Undisbursed Funds	No Year		012	5279	000	798,693.68	51,886.94	-----	9,357.00	-----	841,223.62
Trust Fund Accounts											
Miscellaneous Contributed Funds, Agricultural Research Service, Agriculture Fund Resources:											
Undisbursed Funds	No Year		012	8214	000	34,249,130.28	17,229,543.74	-----	16,691,139.29	-----	34,787,534.73
Total, Agricultural Research Service						1,757,883,352.45	1,565,765,430.68	-7,800,000.00	1,494,694,453.53	2,075,888.11	1,819,078,441.49
National Institute of Food and Agriculture											
General Fund Accounts											
Extension Activities, National Institute of Food and Agriculture, Agriculture Fund Resources:											
Undisbursed Funds	2021-2022		012	0502	000	-----	32,500,000.00	-----	152,044.00	⁵ 1,567,500.00	30,780,456.00
	2021					-----	567,447,000.00	-----	122,399,197.77	⁵ 2,736,000.00	442,311,802.23
	2020-2021					27,551,527.00	-----	-----	3,582,804.67	-----	23,968,722.33
	2020					415,799,167.03	-----	-----	203,640,072.40	-----	212,159,094.63
	2019-2020					13,552,752.49	-----	-----	5,582,941.78	-----	7,969,810.71
	2019					191,744,178.99	-----	-----	108,689,269.99	-----	83,054,909.00
	2018-2019					4,765,220.96	-----	-----	1,849,834.17	-----	2,915,386.79
	2018					53,553,335.73	-----	-----	38,081,370.74	-----	15,471,964.99
	2017-2018					2,519,994.89	-----	-----	1,126,744.94	-----	1,393,249.95
	2017					13,933,363.39	-----	-3,188,699.48	7,895,095.70	-----	2,849,568.21
	2016					9,116,110.64	-----	-4,941,866.49	3,200,776.10	973,468.05	-----
	2015-2016					15,000.00	-----	-9,698.90	5,301.10	-----	-----
	No Year					170,241,313.77	162,000,000.00	-----	24,183,408.46	-----	308,057,905.31
	Subtotal		012	0502	000	902,791,964.89	761,947,000.00	-8,140,264.87	520,388,861.82	5,276,968.05	1,130,932,870.15

Footnotes at End of Chapter

Appropriations, Outlays, and Balances - Continued

Appropriation or Fund Account Title	Account Symbol				Balances, Beginning of Fiscal Year	Appropriations and Other Obligational Authority ¹	Transfers Borrowings and Investment (Net) ²	Outlays (Net)	Balances Withdrawn and Other Transactions ³	Balances, End of Fiscal Year
	Period of Availability	ATA	AID	MAIN						
Biomass Research and Development, National Institute of Food and Agriculture, Agriculture Fund Resources: Undisbursed Funds	No Year		012	1003	000	7,043,164.39	-----	1,709,484.72	-----	5,333,679.67
Research and Education Activities, National Institute of Food and Agriculture, Agriculture Fund Resources: Undisbursed Funds	2021-2022		012	1500	000	-----	16,000,000.00	-----	-----	16,000,000.00
	2021					-----	491,018,000.00	-----	126,360,668.71	364,657,331.29
	2020-2021					6,000,000.00	-----	257,100.28	-----	5,742,899.72
	2020					339,663,966.65	-----	222,227,252.28	-----	117,436,714.37
	2019-2020					3,564,696.18	-----	443,813.84	-----	3,120,882.34
	2019					100,762,484.05	-----	50,464,049.28	-----	50,298,434.77
	2018					40,601,197.73	-----	13,154,088.10	-----	27,447,109.63
	2017					19,026,838.05	-----	-4,510,235.73	6,080,713.27	8,435,889.05
	2016					9,364,157.48	-----	-5,714,105.77	2,962,802.92	687,248.79
	No Year					1,656,757,195.33	508,424,000.00	-----	341,708,057.72	1,823,473,137.61
	Subtotal		012	1500	000	2,175,740,535.47	1,015,442,000.00	-10,224,341.50	763,658,546.40	687,248.79
Buildings and Facilities, National Institute of Food and Agriculture, Agriculture Fund Resources: Undisbursed Funds	No Year		012	1501	000	538,386.36	-----	-----	-----	538,386.36
Integrated Activities, National Institute of Food and Agriculture, Agriculture Fund Resources: Undisbursed Funds	2021-2022		012	1502	000	-----	113,000,000.00	-----	1,365,164.62	5,985,000.00
	2021					-----	31,000,000.00	-----	290,474.51	30,709,525.49
	2020-2021					101,804,161.54	-----	-----	15,655,182.97	86,148,978.57
	2020					28,651,778.57	-----	-----	8,419,979.13	20,231,799.44
	2019-2020					3,025,264.97	-----	-----	2,542,461.31	482,803.66
	2019					104,432,173.56	-----	-----	27,478,067.83	76,954,105.73
	2018-2019					590,430.84	-----	-----	479,664.94	110,765.90
	2018					43,106,033.78	-----	-----	21,419,901.36	21,686,132.42
	2017-2018					128,262.07	-----	-----	102,196.89	26,065.18
	2017					25,953,470.55	-----	-21,264.87	11,384,229.44	14,547,976.24
	2016-2017					12,540.58	-----	-12,540.00	-----	0.58
	2016					12,781,952.55	-----	-523,799.00	8,288,392.88	7,396,760.67
	2015-2016					57,245.94	-----	-57,245.94	-----	-----
	2015					2,583,725.88	-----	-----	825,424.68	7,175,301.20
	No Year					52,416,679.77	-----	-----	11,687,893.26	40,728,786.51
	Subtotal		012	1502	000	375,543,720.60	144,000,000.00	-614,849.81	109,939,033.82	5,985,000.00
Special Fund Accounts										
Native American Institutions Endowment Fund, Agriculture Fund Resources: Undisbursed Funds	No Year		012	5205	000	14,541,905.73	16,704,562.89	-11,869,476.29	5,425,387.64	-----

Footnotes at End of Chapter

Appropriations, Outlays, and Balances - Continued

Appropriation or Fund Account Title	Account Symbol				Balances, Beginning of Fiscal Year	Appropriations and Other Obligational Authority ¹	Transfers Borrowings and Investment (Net) ²	Outlays (Net)	Balances Withdrawn and Other Transactions ³	Balances, End of Fiscal Year	
	Period of Availability	ATA	AID	MAIN							SUB
Unrealized Discount on Investments					-1,489,301.81	-----	-35,009.38	-----	-----	-1,524,311.19	
Investments in US Treasury Securities					238,081,364.47	-----	11,904,485.67	-----	-----	249,985,850.14	
Subtotal			012	5205	000	251,133,968.39	16,704,562.89	-----	5,425,387.64	-----	262,413,143.64
Trust Fund Accounts											
Emergency Citrus Disease Research and Development Trust Fund, National Institute of Food and Agriculture, Agriculture Fund Resources:											
Undisbursed Funds	No Year		012	8559	000	49,128,792.70	25,000,000.00	-----	8,767,528.09	-----	65,361,264.61
Total, National Institute of Food and Agriculture						3,761,920,532.80	1,963,093,562.89	-18,979,456.18	1,409,888,842.49	11,949,216.84	4,284,196,580.18
Animal and Plant Health Inspection Service											
General Fund Accounts											
Salaries and Expenses, Animal and Plant Health Inspection Service, Agriculture Fund Resources:											
Undisbursed Funds	2020-2023		012	1600	000	4,000,000.00	-----	-----	83,315.17	-----	3,916,684.83
	2019-2023					29,511,673.95	-----	-----	7,159,160.92	-----	22,352,513.03
	2021-2022					-----	110,396,481.00	-----	52,508.61	-----	110,343,972.39
	2021					-----	656,230,000.00	-----	455,592,660.22	5 4,275,000.00	196,362,339.78
	2020-2021					8,170,606.00	-----	-----	231,453.51	-----	7,939,152.49
	2020					193,614,135.15	-----	-----	162,234,853.54	-----	31,379,281.61
	2019-2020					4,881,718.65	-----	-----	3,489,691.44	-----	1,392,027.21
	2019					36,825,935.70	-----	-----	32,449,083.66	-----	4,376,852.04
	2018-2019					7,245,209.22	-----	-----	2,428,965.67	-----	4,816,243.55
	2018					15,577,968.18	-----	-----	4,658,614.49	-----	10,919,353.69
	2017-2018					2,660,845.32	-----	-----	1,452,516.98	-----	1,208,328.34
	2017					5,855,065.67	-----	-----	-63,258.95	-----	5,918,324.62
	2016-2017					1,143,727.23	-----	-----	1,131,676.54	-----	12,050.69
	2016					6,821,389.00	-----	-610,000.00	6,056,386.07	155,002.93	-----
	No Year					578,598,451.33	1,285,949,000.00	-----	497,974,109.15	-----	1,366,573,342.18
Subtotal			012	1600	000	894,906,725.40	2,052,575,481.00	-610,000.00	1,174,931,737.02	4,430,002.93	1,767,510,466.45
Buildings and Facilities, Animal and Plant Health Inspection Service, Agriculture Fund Resources:											
Undisbursed Funds	No Year		012	1601	000	50,271,084.36	3,175,000.00	-----	6,149,914.02	-----	47,296,170.34
Special Fund Accounts											
Agricultural Quarantine Inspection User Fee Account, Animal and Plant Health Inspection Service, Agriculture Fund Resources:											
Undisbursed Funds	No Year		012	5161	000	166,470,883.02	319,997,819.44	-----	239,874,094.26	-----	246,594,608.20
Trust Fund Accounts											
Miscellaneous Contributed Funds, Animal and Plant Health Inspection Service, Agriculture Fund Resources:											
Undisbursed Funds	No Year		012	8226	000	9,661,176.10	8,060,026.90	-----	7,721,336.91	-----	9,999,866.09

Footnotes at End of Chapter

Appropriations, Outlays, and Balances - Continued

Appropriation or Fund Account Title	Account Symbol				Balances, Beginning of Fiscal Year	Appropriations and Other Obligational Authority ¹	Transfers Borrowings and Investment (Net) ²	Outlays (Net)	Balances Withdrawn and Other Transactions ³	Balances, End of Fiscal Year	
	Period of Availability	ATA	AID	MAIN							SUB
Foreign Service National Separation Liability Trust Fund, Animal and Plant Health Inspection Service, Agriculture Fund Resources: Undisbursed Funds	No Year		012	8558	000	2,951,504.76	-----	-----	100,617.57	-----	2,850,887.19
Total, Animal and Plant Health Inspection Service						1,124,261,373.64	2,383,808,327.34	-610,000.00	1,428,777,699.78	4,430,002.93	2,074,251,998.27
Food Safety and Inspection Service											
General Fund Accounts											
Food Safety and Inspection Service, Agriculture Fund Resources: Undisbursed Funds	2021		012	3700	000	-----	1,040,623,000.00	-----	923,429,864.41	-----	117,193,135.59
	2020-2021					20,893,503.33	-----	-----	20,313,009.48	-----	580,493.85
	2020					109,725,367.95	-----	-----	91,928,800.69	-----	17,796,567.26
	2019					11,383,492.65	-----	-----	4,125,859.01	-----	7,257,633.64
	2018					4,767,560.46	-----	-----	275,880.50	-----	4,491,679.96
	2017					4,772,457.11	-----	-2,288,348.00	76,957.99	-----	2,407,151.12
	2016					2,626,737.98	-----	-1,626,804.00	-49,825.56	1,049,759.54	-----
	No Year					69,309,095.30	150,626,000.00	-----	31,014,154.33	-----	188,920,940.97
	Subtotal		012	3700	000	223,478,214.78	1,191,249,000.00	-3,915,152.00	1,071,114,700.85	1,049,759.54	338,647,602.39
Trust Fund Accounts											
Expenses and Refunds, Inspection of Farm Products, Food Safety and Inspection Service, Agriculture Fund Resources: Undisbursed Funds	No Year		012	8137	000	5,186,206.40	17,522,182.58	-----	16,515,751.45	-----	6,192,637.53
Total, Food Safety and Inspection Service						228,664,421.18	1,208,771,182.58	-3,915,152.00	1,087,630,452.30	1,049,759.54	344,840,239.92
Grain Inspection, Packers and Stockyards Administration											
General Fund Accounts											
Salaries and Expenses, Grain Inspection, Packers and Stockyards Administration, Agriculture Fund Resources: Undisbursed Funds	2017		012	2400	000	767,447.07	-----	-----	2,139.76	-----	765,307.31
	2016					386,193.30	-----	-386,300.00	-4,354.96	4,248.26	-----
	No Year					5,825.90	-----	-----	-----	5,825.90	-----
	Subtotal		012	2400	000	1,159,466.27	-----	-386,300.00	-2,215.20	10,074.16	765,307.31
Public Enterprise Funds											
Inspection and Weighing Services, Grain Inspection, Packers and Stockyards Administration, Agriculture Fund Resources: Undisbursed Funds	No Year		012	4050	000	19,561,637.70	-----	-----	1,703,301.85	-----	17,858,335.85
Total, Grain Inspection, Packers and Stockyards Administration						20,721,103.97	-----	-386,300.00	1,701,086.65	10,074.16	18,623,643.16
Agricultural Marketing Service											
General Fund Accounts											

Footnotes at End of Chapter

Appropriations, Outlays, and Balances - Continued

Appropriation or Fund Account Title	Account Symbol				Balances, Beginning of Fiscal Year	Appropriations and Other Obligational Authority ¹	Transfers Borrowings and Investment (Net) ²	Outlays (Net)	Balances Withdrawn and Other Transactions ³	Balances, End of Fiscal Year
	Period of Availability	ATA	AID	MAIN						
Payment to Expenses and Refunds, Inspection and Grading of Farm Products, Agricultural Marketing Service, Agriculture Fund Resources: Undisbursed Funds	2021		012	0215	000	2,250,000.00		2,250,000.00		
Marketing Services, Agricultural Marketing Service, Agriculture Fund Resources: Undisbursed Funds	2021		012	2500	000	185,858,000.00		131,246,415.65		54,611,584.35
	2020-2021					32,846,484.99		32,560,466.79		286,018.20
	2020					49,621,972.08		42,635,747.37		6,986,224.71
	2019					10,409,246.01		5,235,544.94		5,173,701.07
	2018					20,453,282.18		8,265,052.68		12,188,229.50
	2017					8,741,057.02		3,914,566.87		4,826,490.15
	2016					3,175,923.97	-715,000.00	327,119.42	2,133,804.55	
	No Year					158,681,097.24	1,077,884,500.00	37,339,309.98		1,199,226,287.26
	Subtotal		012	2500	000	283,929,063.49	1,263,742,500.00	-715,000.00	261,524,223.70	2,133,804.55
Payments to States and Possessions, Agricultural Marketing Service, Agriculture Fund Resources: Undisbursed Funds	2021-2022		012	2501	000	5,000,000.00		56,661.12		4,943,338.88
	2021					76,390,000.00		767,500.25		75,622,499.75
	2020-2021					4,911,140.86		1,127,778.52		3,783,362.34
	2020					74,848,537.59		9,876,776.28		64,971,761.31
	2019					63,471,051.72		24,194,640.60		39,276,411.12
	2018					36,332,666.55		20,058,072.86		16,274,593.69
	2017					11,620,040.62		7,106,481.83		4,513,558.79
	2016					3,397,321.32	-43,770.00	268,972.61	3,084,578.71	
	No Year					24,838,704.87	105,000,000.00	5,203,327.23		124,635,377.64
	Subtotal		012	2501	000	219,419,463.53	186,390,000.00	-43,770.00	68,660,211.30	3,084,578.71
Special Fund Accounts										
Perishable Agricultural Commodities Act Fund, Agricultural Marketing Service, Agriculture Fund Resources: Undisbursed Funds	No Year		012	5070	000	19,654,032.86	11,301,660.72	10,914,587.56		20,041,106.02
Funds for Strengthening Markets, Income, and Supply (Section 32), Agriculture Fund Resources: Undisbursed Funds	No Year		012	5209	000	1,285,535,584.38	1,211,234,020.61	1,482,844,242.44		1,013,925,362.55
Trust Fund Accounts										
Expenses and Refunds, Inspection and Grading of Farm Products, Agricultural Marketing Service, Agriculture Fund Resources: Undisbursed Funds	No Year		012	8015	000	103,776,699.75	196,705,828.24	173,538,267.59		126,944,260.40
Wool Research, Development and Promotion Trust Fund, Agricultural										

Footnotes at End of Chapter

Appropriations, Outlays, and Balances - Continued

Appropriation or Fund Account Title	Account Symbol				Balances, Beginning of Fiscal Year	Appropriations and Other Obligational Authority ¹	Transfers Borrowings and Investment (Net) ²	Outlays (Net)	Balances Withdrawn and Other Transactions ³	Balances, End of Fiscal Year	
	Period of Availability	ATA	AID	MAIN							SUB
Marketing Service, Agriculture Fund Resources: Undisbursed Funds	No Year		012	8100	000	2,390,000.00	2,250,000.00	-----	2,257,250.00	-----	2,382,750.00
Total, Agricultural Marketing Service						1,914,704,844.01	2,873,874,009.57	-758,770.00	2,001,988,782.59	5,218,383.26	2,780,612,917.73
Risk Management Agency											
General Fund Accounts											
Administrative and Operating Expenses, Office of Risk Management Fund Resources: Undisbursed Funds	2021		012	2707	000	-----	66,131,000.00	-----	56,820,833.07	-----	9,310,166.93
	2020					11,832,024.16	-----	-----	7,882,985.52	-----	3,949,038.64
	2019					1,884,929.65	-----	-----	225,988.32	-----	1,658,941.33
	2018					1,356,891.67	-----	-----	122,588.64	-----	1,234,303.03
	2017					1,037,470.11	-----	-----	23,565.26	-----	1,013,904.85
	2016					826,465.20	-----	-520,002.00	-15,046.72	321,509.92	-----
	Subtotal		012	2707	000	16,937,780.79	66,131,000.00	-520,002.00	65,060,914.09	321,509.92	17,166,354.78
Public Enterprise Funds											
Federal Crop Insurance Corporation Fund, Risk Management Agency, Agriculture Fund Resources: Undisbursed Funds	No Year		012	4085	000	2,831,682,945.79	7,707,033,000.21	82,507,261.97	6,677,128,943.39	-----	3,944,094,264.58
Funds Held Outside the Treasury						299,348,712.48	-----	-82,507,261.97	-----	-----	216,841,450.51
	Subtotal		012	4085	000	3,131,031,658.27	7,707,033,000.21	-----	6,677,128,943.39	-----	4,160,935,715.09
Total, Risk Management Agency						3,147,969,439.06	7,773,164,000.21	-520,002.00	6,742,189,857.48	321,509.92	4,178,102,069.87
Farm Service Agency											
General Fund Accounts											
State Mediation Grants, Farm Service Agency, Agriculture Fund Resources: Undisbursed Funds	2021		012	0170	000	-----	6,914,000.00	-----	2,827,757.99	-----	4,086,242.01
	2020					2,280,507.19	-----	-----	1,865,130.39	-----	415,376.80
	2019					1,324.49	-----	-----	-----	-----	1,324.49
	2018					3,246.46	-----	-----	-----	-----	3,246.46
	2017					0.08	-----	-----	-----	-----	0.08
	2016					33,041.89	-----	-----	-----	33,041.89	-----
	Subtotal		012	0170	000	2,318,120.11	6,914,000.00	-----	4,692,888.38	33,041.89	4,506,189.84
Emergency Forest Restoration Program, Farm Service Agency, Agriculture Fund Resources: Undisbursed Funds	No Year		012	0171	000	543,459,304.15	-----	-----	5,703,067.24	-----	537,756,236.91
Assistance for Socially Disadvantaged Farmers and Ranchers, Farm Service Agency, Agriculture Fund Resources: Undisbursed Funds	No Year		012	0172	000	-----	1,960,017,038.15	-----	961,308.99	-----	1,959,055,729.16
Salaries and Expenses, Farm Service Agency, Agriculture Fund Resources: Undisbursed Funds	2021-2022		012	0600	000	-----	15,000,000.00	-----	8,967,051.55	-----	6,032,948.45
	2021					-----	436,330,000.00	-----	237,479,737.62	-----	198,850,262.38

Footnotes at End of Chapter

Appropriations, Outlays, and Balances - Continued

Appropriation or Fund Account Title	Account Symbol				Balances, Beginning of Fiscal Year	Appropriations and Other Obligational Authority ¹	Transfers Borrowings and Investment (Net) ²	Outlays (Net)	Balances Withdrawn and Other Transactions ³	Balances, End of Fiscal Year	
	Period of Availability	ATA	AID	MAIN							SUB
	2020-2021				23,021,019.81	-----	15,500,000.00	25,310,127.71	-----	13,210,892.10	
	2020				185,373,989.14	-----	-15,500,000.00	156,861,989.82	-----	13,011,999.32	
	2019-2020				5,029,080.00	-----	-----	5,012,184.66	-----	16,895.34	
	2019				17,795,883.52	-----	-----	1,445,921.91	-----	16,349,961.61	
	2018-2019				914,729.48	-----	-----	826,341.13	-----	88,388.35	
	2018				32,690,126.19	-----	-----	1,057,836.88	-----	31,632,289.31	
	2017-2018				914,392.57	-----	-----	351,148.15	-----	563,244.42	
	2017				13,959,994.59	-----	-----	674,798.86	-----	13,285,195.73	
	2016-2017				205,062.58	-----	-----	-----	-----	205,062.58	
	2016				5,247,030.10	-----	-1,807,808.00	-2,973,969.08	6,413,191.18	-----	
	No Year				49,175,355.07	691,594,000.00	-----	666,848,522.42	-----	73,920,832.65	
	Subtotal		012	0600	000	334,326,663.05	1,142,924,000.00	-1,807,808.00	1,101,861,691.63	6,413,191.18	367,167,972.24
Agricultural Credit Insurance Fund Program Account, Farm Service Agency, Agriculture Fund Resources:											
Undisbursed Funds	2021		012	1140	000	-----	307,344,000.00	-----	303,481,654.42	-----	3,862,345.58
	2020					1,671,512.84	-----	1,234,285.00	-----	437,227.84	
	2019					567,439.04	-----	13,094.07	-----	554,344.97	
	2018					1,293,462.78	-----	10.00	-----	1,293,452.78	
	2017					8,288,623.49	-----	1,583.57	-----	8,287,039.92	
	2016					4,041,191.94	-----	-----	4,041,191.94	-----	
	No Year					105,325,874.16	418,070,478.00	-----	382,886,449.26	-----	140,509,902.90
	Subtotal		012	1140	000	121,188,104.25	725,414,478.00	-----	687,617,076.32	4,041,191.94	154,944,313.99
Repayable Advances to Agricultural Disaster Relief Fund, Farm Service Agency, Agriculture Fund Resources:											
Undisbursed Funds	2021		012	1143	000	-----	14,700,949.22	-----	-----	-----	14,700,949.22
Discrimination Claims Settlement, Farm Service Agency, Agriculture Fund Resources:											
Undisbursed Funds	No Year		012	1144	000	27,789,687.92	-----	-----	-----	-----	27,789,687.92
Commodity Credit Corporation Export Loans Program Account, Foreign Agricultural Service, Agriculture Fund Resources:											
Undisbursed Funds	2021		012	1336	000	-----	6,381,000.00	-----	3,543,028.53	-----	2,837,971.47
	2020					3,770,517.35	-----	2,839,712.77	-----	930,804.58	
	2019					380,942.84	-----	45,306.00	-----	335,636.84	
	2018					454,352.70	-----	-----	-----	454,352.70	
	2017					279,614.65	-----	-----	-----	279,614.65	
	2016					404,599.13	-----	-----	404,599.13	-----	
	No Year					284,220.96	20,718,007.27	-----	20,923,060.56	-----	79,167.67
	Subtotal		012	1336	000	5,574,247.63	27,099,007.27	-----	27,351,107.86	404,599.13	4,917,547.91
USDA Disaster Assistance, Farm Service Agency, Agriculture Fund Resources:											
Undisbursed Funds	2021		012	2701	000	-----	2,000,000.00	-----	-----	-----	2,000,000.00
	2020					2,000,000.00	-----	1,956,328.88	-----	43,671.12	

Footnotes at End of Chapter

Appropriations, Outlays, and Balances - Continued

Appropriation or Fund Account	Account Symbol				Balances, Beginning of Fiscal Year	Appropriations and Other Obligational Authority ¹	Transfers Borrowings and Investment (Net) ²	Outlays (Net)	Balances Withdrawn and Other Transactions ³	Balances, End of Fiscal Year
Title	Period of Availability	ATA	AID	MAIN						
	2019				35,807.18	-----	-----	5,354.22	-----	30,452.96
	2018				41,327.38	-----	-----	43.47	-----	41,283.91
	2017				50,774.73	-----	-----	-1,359.09	-----	52,133.82
	2016				32,876.99	-----	-----	3,424.09	29,452.90	-----
	No Year				4,455,687.85	-----	-----	-697.00	-----	4,456,384.85
	Subtotal		012	2701	000	6,616,474.13	2,000,000.00	1,963,094.57	29,452.90	6,623,926.66
Farm Storage Facility Loans Program Accounts, Farm Service Agency, Agriculture										
Fund Resources:										
Undisbursed Funds	No Year		012	3301	000	-----	7,292,983.00	-----	7,292,983.00	-----
Emergency Boil Weevil Loan Program Account, Farm Service Agency, Agriculture										
Fund Resources:										
Undisbursed Funds	2021		012	3303	000	-----	100,406.43	-----	100,406.43	-----
Grassroots Source Water Protection Program, Farm Service Agency, Agriculture										
Fund Resources:										
Undisbursed Funds	No Year		012	3304	000	-----	6,500,000.00	-----	6,500,000.00	-----
Dairy Indemnity Program, Farm Service Agency, Agriculture										
Fund Resources:										
Undisbursed Funds	No Year		012	3314	000	-----	2,460,094.67	-----	2,460,094.67	-----
Emergency Conservation Program, Farm Service Agency, Agriculture										
Fund Resources:										
Undisbursed Funds	No Year		012	3316	000	979,317,756.20	-----	94,214,112.68	-----	885,103,643.52
Conservation Reserve Program, Farm Service Agency, Agriculture										
Fund Resources:										
Undisbursed Funds	No Year		012	3319	000	1,736.45	-----	-----	-----	1,736.45
Special Fund Accounts										
Agricultural Disaster Relief Trust Fund, Farm Service Agency, Agriculture										
Fund Resources:										
Undisbursed Funds	No Year		012	5531	000	14,538,549.78	-14,633,764.26	-123,236.48	-----	28,022.00
Pima Agriculture Cotton Trust Fund, Farm Service Agency, Agriculture										
Fund Resources:										
Undisbursed Funds	No Year		012	5635	000	6,602,582.07	16,000,000.00	14,923,000.00	-----	7,679,582.07
Agriculture Wool Apparel Manufacturers Trust Fund, Farm Service Agency, Agriculture										
Fund Resources:										
Undisbursed Funds	No Year		012	5636	000	30,643,591.65	30,000,000.00	20,004,318.41	-----	40,639,273.24
Public Enterprise Funds										
Agricultural Credit Insurance Fund, Liquidating Account, Consolidated Farm Service Agency, Agriculture										
Fund Resources:										
Undisbursed Funds	No Year		012	4140	000	4,210,210.13	32,857,344.00	2,588,725.92	⁵ 30,342,082.88	4,136,745.33
Commodity Credit Corporation Fund, Agriculture										
Fund Resources:										
Undisbursed Funds	2020		012	4336	000	1,000,000.00	-----	558,776.23	-----	441,223.77

Footnotes at End of Chapter

Appropriations, Outlays, and Balances - Continued

Appropriation or Fund Account Title	Account Symbol				Balances, Beginning of Fiscal Year	Appropriations and Other Obligational Authority ¹	Transfers Borrowings and Investment (Net) ²	Outlays (Net)	Balances Withdrawn and Other Transactions ³	Balances, End of Fiscal Year	
	Period of Availability	ATA	AID	MAIN							SUB
	2019-2020				361,034.00	-----	-----	392.00	-----	360,642.00	
	2019				6,567,310.60	-----	-----	2,578,486.70	-----	3,988,823.90	
	2018-2019				290,372.00	-----	-----	-----	-----	290,372.00	
	2018				78,362.08	-----	-----	4,800.00	-----	73,562.08	
	2017-2018				211,708.86	-----	-----	-142.00	-----	211,850.86	
	No Year				618,040,401.89	24,705,765,763.67	-14,005,325,154.64	10,517,798,993.89	-----	800,682,017.03	
Transfer To:											
Agency for International Development	No Year	072	012	4336	000	3,352,504.42	-----	-----	-----	3,352,504.42	
Authority to Borrow from the Treasury						⁸ 27,311,366,659.67	3,019,288,153,417.15	-2,973,206,580,770.51	58,146,524,208.91	15,246,415,097.40	
Subtotal			012	4336	000	27,941,268,353.52	3,043,993,919,180.82	-2,987,211,905,925.15	¹⁰ 520,941,306.82	58,146,524,208.91	16,055,816,093.46
Commodity Credit Corporation Direct Loans, Liquidating Account, Agriculture Fund Resources:											
Undisbursed Funds	No Year		012	4338	000	8,928,271.37	-----	-----	-----	8,928,271.37	
Trust Fund Accounts											
Tobacco Trust Fund, Commodity Credit Corporation, Agriculture Fund Resources:											
Undisbursed Funds	No Year		012	8161	000	-----	1,769,592.83	-----	1,769,592.83	-----	
Total, Farm Service Agency						30,026,783,652.41	3,047,955,335,310.13	-2,987,213,713,733.15	12,500,821,539.27	58,187,787,768.83	20,079,795,921.29
Natural Resources Conservation Service											
General Fund Accounts											
Conservation Operations, Natural Resources Conservation Service, Agriculture Fund Resources:											
Undisbursed Funds	2021-2022		012	1000	000	-----	829,727,000.00	-----	528,068,887.77	-----	301,658,112.23
	2020-2021					295,245,059.17	-----	-----	160,586,370.42	-----	134,658,688.75
	2019-2020					179,385,675.03	-----	-----	91,069,621.51	-----	88,316,053.52
	2019					120,030.00	-----	-----	120,030.00	-----	-----
	2018-2019					64,629,108.60	-----	-----	19,749,270.15	-----	44,879,838.45
	2018					1,560.19	-----	-----	-----	-----	1,560.19
	2017-2018					48,252,226.71	-----	-----	10,816,767.53	-----	37,435,459.18
	2017					36,371.62	-----	-----	-----	-----	36,371.62
	2016-2017					37,124,722.89	-----	-----	2,998,101.27	-----	34,126,621.62
	2016					15,397.37	-----	-----	-----	15,397.37	-----
	2015-2016					4,968,885.20	-----	-----	255,333.98	4,713,551.22	-----
	No Year					28,993,075.88	3,000,000.00	-----	2,942,942.53	-----	29,050,133.35
Subtotal			012	1000	000	658,772,112.66	832,727,000.00	-----	816,607,325.16	4,728,948.59	670,162,838.91
Watershed Rehabilitation Program, Natural Resources Conservation Service, Agriculture Fund Resources:											
Undisbursed Funds	2021		012	1002	000	-----	10,000,000.00	-----	946,918.34	-----	9,053,081.66
	2020					5,000,000.00	-----	-----	-----	-----	5,000,000.00
	2019					3,464,843.19	-----	-----	1,201,429.78	-----	2,263,413.41
	2018					3,383,297.05	-----	-----	1,033,747.57	-----	2,349,549.48

Footnotes at End of Chapter

Appropriations, Outlays, and Balances - Continued

Appropriation or Fund Account Title	Account Symbol				Balances, Beginning of Fiscal Year	Appropriations and Other Obligational Authority ¹	Transfers Borrowings and Investment (Net) ²	Outlays (Net)	Balances Withdrawn and Other Transactions ³	Balances, End of Fiscal Year
	Period of Availability	ATA	AID	MAIN						
	2017				4,864,402.30	-----	-----	2,444,516.17	-----	2,419,886.13
	2016				5,619,527.04	-----	-----	3,300,387.26	2,319,139.78	-----
	No Year				206,129,080.67	-----	-----	29,208,109.93	-----	176,920,970.74
	Subtotal		012	1002	228,461,150.25	10,000,000.00	-----	38,135,109.05	2,319,139.78	198,006,901.42
Farm Security and Rural Investment Programs, Natural Resources Conservation Service, Agriculture Fund Resources:										
Undisbursed Funds	2019-2023		012	1004	86,731,107.02	-----	-----	11,419,635.81	-----	75,311,471.21
	2021				-----	12,000,000.00	-----	1,543,574.09	⁵ 285,000.00	10,171,425.91
	2020-2021				5,000,000.00	-----	-----	68,364.79	-----	4,931,635.21
	2020				8,170,340.38	-----	-----	2,631,945.41	-----	5,538,394.97
	2019				2,405,649.10	-----	-----	762,185.29	-----	1,643,463.81
	2018				2,057,572.87	-----	-----	351,930.25	-----	1,705,642.62
	2017				962,703.92	-----	-----	109,297.03	-----	853,406.89
	2016				851,410.14	-----	-----	14,579.95	-----	⁹ 836,830.19
	2015				1,049,274.76	-----	-----	53,598.07	-----	¹⁰ 995,676.69
	2014				40,577,647.00	-----	-----	68,894.20	-----	¹¹ 40,508,752.80
	2013				330,436,336.67	-----	-----	2,781,963.60	-----	¹² 327,654,373.07
	2012				323,302,722.75	-----	-----	3,010,238.79	-----	¹³ 320,292,483.96
	2011				225,473,982.49	-----	-----	1,176,870.01	-----	¹⁴ 224,297,112.48
	2010				183,275,406.90	-----	-----	1,685,436.78	-----	¹⁵ 181,589,970.12
	2009				134,492,041.32	-----	-----	673,571.13	-----	¹⁶ 133,818,470.19
	2008				236,826,466.71	-----	-----	-1,144.02	-----	¹⁷ 236,827,610.73
	2007				262,088,036.70	-----	-----	66,665.79	-----	¹⁷ 262,021,370.91
	2006				363,018,333.64	-----	-----	455,577.15	-----	¹⁷ 362,562,756.49
	2005				478,554,292.11	-----	-----	593,975.77	-----	¹⁷ 477,960,316.34
	2004				63,579,633.87	-----	-----	664,880.26	-----	¹⁷ 62,914,753.61
	2003				25,796,484.18	-----	-----	139,541.99	-----	¹⁸ 25,656,942.19
	2002				7,181,471.50	-----	-----	-----	-----	¹⁸ 7,181,471.50
	No Year				8,583,226,368.34	3,277,442,445.00	-----	3,121,872,556.37	-----	8,738,796,256.97
	Subtotal		012	1004	11,365,057,282.37	3,289,442,445.00	-----	3,150,144,138.51	285,000.00	11,504,070,588.86
Resource Conservation and Development, Natural Resources Conservation Service, Agriculture Fund Resources:										
Undisbursed Funds	No Year		012	1010	72,428.93	-----	-----	-----	-----	72,428.93
Watershed and Flood Prevention Operations, Natural Resources Conservation Service, Agriculture Fund Resources:										
Undisbursed Funds	2021		012	1072	-----	47,150,000.00	-----	557,518.52	-----	46,592,481.48
	2020				46,709,624.19	-----	-----	6,096,624.08	-----	40,613,000.11
	2019				45,896,462.13	-----	-----	7,268,687.20	-----	38,627,774.93
	No Year				1,585,526,021.59	175,000,000.00	-----	300,363,909.84	-----	1,460,162,111.75
	Subtotal		012	1072	1,678,132,107.91	222,150,000.00	-----	314,286,739.64	-----	1,585,995,368.27

Footnotes at End of Chapter

Appropriations, Outlays, and Balances - Continued

Appropriation or Fund Account Title	Account Symbol				Balances, Beginning of Fiscal Year	Appropriations and Other Obligational Authority ¹	Transfers Borrowings and Investment (Net) ²	Outlays (Net)	Balances Withdrawn and Other Transactions ³	Balances, End of Fiscal Year	
	Period of Availability	ATA	AID	MAIN							SUB
Healthy Forests Reserve Program, Natural Resources Conservation Service, Agriculture Fund Resources: Undisbursed Funds	No Year		012	1090	000	93.00	-----	-----	-----	93.00	
Water Bank Program, Natural Resources Conservation Service, Agriculture Fund Resources: Undisbursed Funds	No Year		012	3320	000	19,081,792.15	4,000,000.00	-----	3,710,921.81	-----	19,370,870.34
Wildlife Habitat Incentives Program, Natural Resources Conservation Service, Agriculture Fund Resources: Undisbursed Funds	2001		012	3322	000	48,493.67	-----	-----	-----	-----	¹⁹ 48,493.67
Public Enterprise Funds											
Damage Assessment and Restoration Revolving Fund, Agriculture Fund Resources: Undisbursed Funds	No Year		012	4368	000	10,889,836.96	-----	12,500,000.00	2,342,924.38	-----	21,046,912.58
Trust Fund Accounts											
Miscellaneous Contributed Funds, Natural Resources Conservation Service, Agriculture Fund Resources: Undisbursed Funds	No Year		012	8210	000	533,419.36	-----	-----	28,300.00	-----	505,119.36
Total, Natural Resources Conservation Service						13,961,048,717.26	4,358,319,445.00	12,500,000.00	4,325,255,458.55	7,333,088.37	13,999,279,615.34
Rural Development											
General Fund Accounts											
Salaries and Expenses, Rural Development, Agriculture Fund Resources: Undisbursed Funds	2021-2023		012	0403	000	-----	-----	-----	-26,170,000.00	-----	26,170,000.00
	2021					-----	266,632,000.00	-----	151,609,256.21	⁵ 171,000.00	114,851,743.79
	2020-2021					3,372,855.61	-----	11,500,000.00	13,567,032.53	-----	1,305,823.08
	2020					116,532,407.31	-----	-11,500,000.00	84,298,936.91	-----	20,733,470.40
	2019-2020					121,991.47	-----	-----	112,173.95	-----	9,817.52
	2019					13,428,646.81	-----	-----	5,623,141.98	-----	7,805,504.83
	2018-2019					142,257.44	-----	-----	142,257.40	-----	0.04
	2018					5,886,631.42	-----	-----	524,950.05	-----	5,361,681.37
	2017-2018					392,991.41	-----	-----	-----	-----	392,991.41
	2017					3,559,008.07	-----	-----	-92,901.86	-----	3,651,909.93
	2016-2017					5,494,983.56	-----	-----	-----	-----	5,494,983.56
	2016					5,721,871.11	-----	-3,050,000.00	-41,731.20	2,713,602.31	-----
	2015-2016					2,388,702.52	-----	-1,301,098.38	832,372.19	255,231.95	-----
	No Year					16,492,377.66	9,815,000.00	-----	-3,370,975.29	-----	29,678,352.95
	Subtotal		012	0403	000	173,534,724.39	276,447,000.00	-4,351,098.38	227,034,512.87	3,139,834.26	215,456,278.88
Rural Development Disaster Assistance Fund, Rural Development,											

Footnotes at End of Chapter

Appropriations, Outlays, and Balances - Continued

Appropriation or Fund Account Title	Account Symbol				Balances, Beginning of Fiscal Year	Appropriations and Other Obligational Authority ¹	Transfers Borrowings and Investment (Net) ²	Outlays (Net)	Balances Withdrawn and Other Transactions ³	Balances, End of Fiscal Year	
	Period of Availability	ATA	AID	MAIN							SUB
Agriculture Fund Resources: Undisbursed Funds	No Year		012	0405	000	11,105,414.77	-----	-----	-----	11,105,414.77	
Total, Rural Development						184,640,139.16	276,447,000.00	-4,351,098.38	227,034,512.87	3,139,834.26	226,561,693.65
Rural Housing Service											
General Fund Accounts											
Rental Assistance Program, Rural Housing Service, Agriculture Fund Resources: Undisbursed Funds	2021-2022		012	0137	000	-----	140,000,000.00	-----	17,267,679.15	-----	122,732,320.85
	2021					-----	1,370,000,000.00	-----	161,650,098.58	-----	1,208,349,901.42
	2020-2021					40,000,000.00	-----	-----	-----	-----	40,000,000.00
	2020					1,141,527,126.55	-----	-----	887,306,053.97	-----	254,221,072.58
	2019-2020					40,000,000.00	-----	-----	18,396,821.30	-----	21,603,178.70
	2019					240,304,979.58	-----	-----	229,650,409.01	-----	10,654,570.57
	2018-2019					22,706,106.81	-----	-----	21,055,307.02	-----	1,650,799.79
	2018					10,712,127.47	-----	-----	3,831,746.82	-----	6,880,380.65
	2017-2018					680,735.43	-----	-----	543,327.05	-----	137,408.38
	2017					3,923,741.09	-----	-----	515,116.87	-----	3,408,624.22
	2016					4,571,911.18	-----	-----	578,632.05	-----	²⁰ 3,993,279.13
	2015					2,497,335.81	-----	-----	216,219.13	-----	²¹ 2,281,116.68
	2014					1,887,935.53	-----	-----	62,954.57	-----	²² 1,824,980.96
	2013					1,590,766.77	-----	-----	49,857.68	-----	²³ 1,540,909.09
	2012					2,340,820.03	-----	-----	101,986.79	-----	²⁴ 2,238,833.24
	2011					1,948,009.96	-----	-----	55,750.08	-----	²⁵ 1,892,259.88
	2010					1,660,778.55	-----	-----	31,681.10	-----	²⁵ 1,629,097.45
	2009-2010					988,277.46	-----	-----	16,744.81	-----	²⁵ 971,532.65
	2008-2009					414,818.06	-----	-----	9,115.05	-----	²⁶ 405,703.01
	2007-2008					893,434.21	-----	-----	4,614.12	-----	²⁷ 888,820.09
	2006					1,587,026.51	-----	-----	26,754.88	-----	²⁸ 1,560,271.63
	2005					1,079,863.88	-----	-----	59,543.21	-----	²⁹ 1,020,320.67
	2004					310,656.41	-----	-----	4,326.82	-----	³⁰ 306,329.59
	2003					1,253,295.01	-----	-----	10,934.49	-----	³¹ 1,242,360.52
	2002					1,007,443.60	-----	-----	61,954.10	-----	³² 945,489.50
	2001					221,738.35	-----	-----	48,506.13	-----	³³ 173,232.22
	2000					929,510.30	-----	-----	37,205.77	-----	³⁴ 892,304.53
	1999					150,125.96	-----	-----	2,383.80	-----	³⁴ 147,742.16
	1998					408,648.44	-----	-----	963.00	-----	³⁵ 407,685.44
	1997					264,447.09	-----	-----	530.00	-----	³⁶ 263,917.09
	1996					48,406.80	-----	-----	2,054.00	-----	³⁷ 46,352.80
	1995					96,092.89	-----	-----	218.00	-----	³⁸ 95,874.89
	1994					57,750.44	-----	-----	-----	-----	³⁹ 57,750.44
	1993					65,036.22	-----	-----	62.34	-----	⁴⁰ 64,973.88
	1992					202,947.71	-----	-----	-----	-----	⁴⁰ 202,947.71

Footnotes at End of Chapter

Appropriations, Outlays, and Balances - Continued

Appropriation or Fund Account Title	Account Symbol				Balances, Beginning of Fiscal Year	Appropriations and Other Obligational Authority ¹	Transfers Borrowings and Investment (Net) ²	Outlays (Net)	Balances Withdrawn and Other Transactions ³	Balances, End of Fiscal Year
	Period of Availability	ATA	AID	MAIN SUB						
Authority to Borrow from the Treasury	No Year				302,174.50	4,273,202.81	-----	4,273,202.81	-----	302,174.50
					22,317,497.08	-----	-----	-----	4,273,202.81	18,044,294.27
	Subtotal		012	0137 000	1,548,951,565.68	1,514,273,202.81	-----	1,345,872,754.50	4,273,202.81	1,713,078,811.18
Rural Community Facilities Program Account, Rural Housing Service, Agriculture Fund Resources:										
Undisbursed Funds	2021-2023		012	1951 000	-----	500,000,000.00	-----	25,000,000.00	-----	475,000,000.00
	2020				1,000,000.00	-----	-----	159,360.92	-----	840,639.08
	No Year				272,189,725.41	122,978,655.00	-----	121,142,475.65	-----	274,025,904.76
	Subtotal		012	1951 000	273,189,725.41	622,978,655.00	-----	146,301,836.57	-----	749,866,543.84
Expenses, Rural Housing Assistance Grants, Rural Housing Service, Agriculture Fund Resources:										
Undisbursed Funds	No Year		012	1953 000	51,563,582.72	47,500,000.00	-----	33,788,182.34	-----	65,275,400.38
Multi-Family Housing Revitalization Program Account, Rural Housing Service, Agriculture Fund Resources:										
Undisbursed Funds	2017-2018		012	2002 000	524,796.00	-----	-----	400,095.03	-----	124,700.97
	No Year				100,262,812.92	70,973,225.00	-----	41,410,242.04	-----	129,825,795.88
	Subtotal		012	2002 000	100,787,608.92	70,973,225.00	-----	41,810,337.07	-----	129,950,496.85
Mutual and Self-Help Housing Grants, Rural Housing Service, Agriculture Fund Resources:										
Undisbursed Funds	No Year		012	2006 000	61,585,056.20	31,000,000.00	-----	33,473,461.06	-----	59,111,595.14
Rural Housing Insurance Fund Program Account, Rural Housing Service, Agriculture Fund Resources:										
Undisbursed Funds	2021-2023		012	2081 000	-----	39,000,000.00	-----	1,177,312.80	-----	37,822,687.20
	2021				-----	544,090,823.48	-----	519,444,652.38	-----	24,646,171.10
	2020				34,295,085.75	-----	-----	24,546,052.31	-----	9,749,033.44
	2019				12,923,544.60	-----	-----	4,602,687.64	-----	8,320,856.96
	2018-2019				15,002,397.86	-----	-----	2,394,501.59	-----	12,607,896.27
	2018				5,381,973.81	-----	-----	1,727,998.88	-----	3,653,974.93
	2017				5,980,732.22	-----	-----	196,805.55	-----	5,783,926.67
	2016				3,743,935.37	-----	-----	-21,559.31	-----	⁴¹ 3,765,494.68
	2014				1,506,723.09	-----	-----	218.33	-----	²² 1,506,504.76
	2012				2,651,607.30	-----	-----	160,492.96	2,491,114.34	-----
	2010				3,014,407.81	-----	-----	-----	-----	⁴² 3,014,407.81
	No Year				78,885,750.98	46,379,802.00	-----	34,357,915.47	-----	90,907,637.51
	Subtotal		012	2081 000	163,386,158.79	629,470,625.48	-----	588,587,078.60	2,491,114.34	201,778,591.33
Public Enterprise Funds										
Rural Housing Insurance Fund, Liquidating Account, Rural Housing Service, Agriculture Fund Resources:										
Undisbursed Funds	No Year		012	4141 000	128,868,585.91	-----	-----	-357,307,116.17	⁵ 391,494,860.70	94,680,841.38

Footnotes at End of Chapter

Appropriations, Outlays, and Balances - Continued

Appropriation or Fund Account Title	Account Symbol					Balances, Beginning of Fiscal Year	Appropriations and Other Obligational Authority ¹	Transfers Borrowings and Investment (Net) ²	Outlays (Net)	Balances Withdrawn and Other Transactions ³	Balances, End of Fiscal Year
	Period of Availability	ATA	AID	MAIN	SUB						
Total, Rural Housing Service						2,328,332,283.63	2,916,195,708.29	-----	1,832,526,533.97	398,259,177.85	3,013,742,280.10
Rural Business - Cooperative Service											
General Fund Accounts											
Healthy Foods Financing Initiative, Rural Business-Cooperative Service, Agriculture											
Fund Resources:											
Undisbursed Funds	2021-2022		012	0015	000	-----	5,000,000.00	-----	-----	-----	5,000,000.00
	2020-2021					5,000,000.00	-----	-----	-----	-----	5,000,000.00
	2019-2020					2,000,000.00	-----	-----	1,042,942.75	-----	957,057.25
	2018-2019					1,000,000.00	-----	-----	519,059.19	-----	480,940.81
	2017-2018					20,652.64	-----	-----	20,652.36	-----	0.28
	Subtotal		012	0015	000	8,020,652.64	5,000,000.00	-----	1,582,654.30	-----	11,437,998.34
Rural Cooperative Development Grants, Rural Business-Cooperative Service, Agriculture											
Fund Resources:											
Undisbursed Funds	2021		012	1900	000	-----	11,600,000.00	-----	-----	-----	11,600,000.00
	2020					11,238,741.00	-----	-----	6,939,226.95	-----	4,299,514.05
	2019					3,901,156.37	-----	-----	3,019,781.99	-----	881,374.38
	2018					1,059,599.53	-----	-----	362,418.12	-----	697,181.41
	2017					99,394.56	-----	-----	1,662.40	-----	97,732.16
	2016					142,633.31	-----	-----	-----	142,633.31	-----
	No Year					96,517,423.55	70,980,500.00	-----	28,698,197.31	-----	138,799,726.24
	Subtotal		012	1900	000	112,958,948.32	82,580,500.00	-----	39,021,286.77	142,633.31	156,375,528.24
Rural Business Program Account, Rural Business-Cooperative Service, Agriculture											
Fund Resources:											
Undisbursed Funds	2021-2022		012	1902	000	-----	5,000,000.00	-----	-----	-----	5,000,000.00
	2020-2021					23,837,060.41	-----	-----	15,759,160.58	-----	8,077,899.83
	No Year					131,541,609.67	72,186,286.33	-----	73,435,915.62	-----	130,291,980.38
	Subtotal		012	1902	000	155,378,670.08	77,186,286.33	-----	89,195,076.20	-----	143,369,880.21
Rural Business Investment Program Account, Rural Business - Cooperative Service, Agriculture											
Fund Resources:											
Undisbursed Funds	No Year		012	1907	000	2,092,473.00	6,076.00	-----	6,076.00	-----	2,092,473.00
Transfer To:											
Small Business Administration	No Year	073	012	1907	000	694,414.00	-----	-----	-----	-----	694,414.00
	Subtotal		012	1907	000	2,786,887.00	6,076.00	-----	6,076.00	-----	2,786,887.00
Rural Energy for America Program, Rural Business-Cooperative Service, Agriculture											
Fund Resources:											
Undisbursed Funds	2021		012	1908	000	-----	579,630.83	-----	196,268.00	-----	383,362.83
	2020					426,953.50	-----	-----	307,992.50	-----	118,961.00
	2019					89.20	-----	-----	-----	-----	89.20
	2018					28,098.50	-----	-----	-----	-----	28,098.50
	2017					194,240.00	-----	-----	-----	-----	194,240.00

Footnotes at End of Chapter

Appropriations, Outlays, and Balances - Continued

Appropriation or Fund Account Title	Account Symbol				Balances, Beginning of Fiscal Year	Appropriations and Other Obligational Authority ¹	Transfers Borrowings and Investment (Net) ²	Outlays (Net)	Balances Withdrawn and Other Transactions ³	Balances, End of Fiscal Year
	Period of Availability	ATA	AID	MAIN						
	2016				58,887.75	-----	-----	-----	58,887.75	-----
	No Year				84,030,294.65	60,000,000.00	-----	42,243,426.34	⁵ 2,850,000.00	98,936,868.31
	Subtotal		012	1908	000	84,738,563.60	-----	42,747,686.84	2,908,887.75	99,661,619.84
Rural Microentrepreneur Assistance Program, Rural Business - Cooperative Service, Agriculture Fund Resources:										
Undisbursed Funds	2021		012	1955	000	-----	3,718,770.00	-----	-----	3,718,770.00
	2020				5,940,270.00	-----	-----	1,855,485.48	-----	4,084,784.52
	2019				997,658.20	-----	-----	533,902.77	-----	463,755.43
	No Year				3,118,130.48	236,998.00	-----	1,127,995.08	-----	2,227,133.40
	Subtotal		012	1955	000	10,056,058.68	3,955,768.00	-----	3,517,383.33	10,494,443.35
Intermediary Relending Program Fund Account, Rural Business-Cooperative Service, Agriculture Fund Resources:										
Undisbursed Funds	2021		012	2069	000	-----	7,768,771.13	-----	5,596,393.30	2,172,377.83
	2020				5,101,778.14	-----	-----	1,277,998.59	-----	3,823,779.55
	2019				2,419,924.07	-----	-----	607,819.06	-----	1,812,105.01
	2018				1,276,696.94	-----	-----	337,602.36	-----	939,094.58
	2017				2,125,510.47	-----	-----	258,190.02	-----	1,867,320.45
	2016				1,290,764.80	-----	-----	103,485.51	-----	⁴¹ 1,187,279.29
	2015				621,386.41	-----	-----	42,938.27	-----	²¹ 578,448.14
	2014				437,709.93	-----	-----	54,764.06	-----	²² 382,945.87
	2013				1,479,790.76	-----	-----	21,386.70	1,458,404.06	-----
	2012				1,915,037.68	-----	-----	33,880.00	1,881,157.68	-----
	2011				1,927,075.58	-----	-----	-----	-----	⁴² 1,927,075.58
	2007				1,820,296.51	-----	-----	-----	-----	²⁸ 1,820,296.51
	Subtotal		012	2069	000	20,415,971.29	7,768,771.13	-----	8,334,457.87	3,339,561.74
Energy Assistance Payments, Rural Business - Cooperative Service, Agriculture Fund Resources:										
Undisbursed Funds	No Year		012	2073	000	107,388,438.11	7,000,000.00	-----	14,212,774.02	⁵ 399,000.00
Rural Economic Development Grants, Rural Business-Cooperative Service, Agriculture Fund Resources:										
Undisbursed Funds	No Year		012	3105	000	786,694,872.51	-----	-----	⁵ 842,175.00	831,186,236.01
Biorefinery Assistance Program Account, Rural Business - Cooperative Service, Agriculture Fund Resources:										
Undisbursed Funds	No Year		012	3106	000	412,174,909.00	5,301,991.00	-----	39,774,798.64	377,702,101.36
Rural Economic Development Loans Program Account, Rural Business-Cooperative Service, Agriculture Fund Resources:										
Undisbursed Funds	No Year		012	3108	000	10,656,850.60	213,158.93	-----	1,533,860.33	9,336,149.20
Public Enterprise Funds										

Footnotes at End of Chapter

Appropriations, Outlays, and Balances - Continued

Appropriation or Fund Account Title	Account Symbol				Balances, Beginning of Fiscal Year	Appropriations and Other Obligational Authority ¹	Transfers Borrowings and Investment (Net) ²	Outlays (Net)	Balances Withdrawn and Other Transactions ³	Balances, End of Fiscal Year	
	Period of Availability	ATA	AID	MAIN							SUB
Alternative Agricultural Research and Commercialization Revolving Fund, Rural Business-Cooperative Service, Agriculture Fund Resources: Undisbursed Funds	No Year		012	4144	000	1,065,703.96	-----	-----	-----	1,065,703.96	
Rural Development Loan Fund, Liquidating Account, Rural Business-Cooperative Service, Agriculture Fund Resources: Undisbursed Funds	No Year		012	4233	000	833,982.38	-----	-574,139.83	⁵ 1,333,982.38	74,139.83	
Total, Rural Business - Cooperative Service						1,713,170,508.17	249,592,182.22	194,018,375.97	8,966,240.18	1,759,778,074.24	
Rural Utilities Service											
General Fund Accounts											
Rural Electrification and Telecommunications Loans Program Account, Rural Utilities Service, Agriculture Fund Resources: Undisbursed Funds	2021		012	1230	000	-----	1,341,599,135.88	-----	1,339,322,135.88	-----	2,277,000.00
	2020					3,762,331.23	-----	412,841.80	-----	3,349,489.43	
	2019					958,244.74	-----	167,828.37	-----	790,416.37	
	2017-2019					7,789,550.00	-----	-----	-----	7,789,550.00	
	2018					139,178.55	-----	45,610.45	-----	93,568.10	
	2017					1,456,597.64	-----	169,847.21	-----	1,286,750.43	
	2016					87,299.96	-----	3,202.56	-----	⁴ 84,097.40	
	2001					2,724,629.74	-----	-----	2,724,629.74	-----	
	No Year					38,393,176.09	77,771,807.00	67,097,567.38	-----	49,067,415.71	
	Subtotal		012	1230	000	55,311,007.95	1,419,370,942.88	1,407,219,033.65	2,724,629.74	64,738,287.44	
Rural Telephone Bank Program Account, Rural Utilities Service Fund Resources: Undisbursed Funds	2021		012	1231	000	-----	2,217,884.25	-----	2,217,884.25	-----	
Distance Learning, Telemedicine and Broadband Program, Rural Utilities Service, Agriculture Fund Resources: Undisbursed Funds	2020-2021		012	1232	000	97,000,000.00	-----	398,502.00	-----	96,601,498.00	
	No Year					1,311,306,560.86	616,873,043.46	76,022,799.15	-----	1,852,156,805.17	
	Subtotal		012	1232	000	1,408,306,560.86	616,873,043.46	76,421,301.15	-----	1,948,758,303.17	
Rural Water and Waste Disposal Program Account, Rural Utilities Service, Agriculture Fund Resources: Undisbursed Funds	No Year		012	1980	000	2,952,196,102.99	624,323,533.00	561,258,241.22	-----	3,015,261,394.77	
High Energy Cost Grants, Rural Utilities Service, Agriculture Fund Resources: Undisbursed Funds	No Year		012	2042	000	32,816,674.30	10,000,000.00	15,375,643.87	-----	27,441,030.43	
Public Enterprise Funds											
Rural Development Insurance Fund, Liquidating Account, Rural Utilities Service, Agriculture Fund Resources: Undisbursed Funds	No Year		012	4155	000	14,687,324.70	-----	-49,851,734.40	⁵ 54,687,324.70	9,851,734.40	

Footnotes at End of Chapter

Appropriations, Outlays, and Balances - Continued

Appropriation or Fund Account Title	Account Symbol				Balances, Beginning of Fiscal Year	Appropriations and Other Obligational Authority ¹	Transfers Borrowings and Investment (Net) ²	Outlays (Net)	Balances Withdrawn and Other Transactions ³	Balances, End of Fiscal Year	
	Period of Availability	ATA	AID	MAIN							SUB
Rural Electrification and Telephone Revolving Fund, Liquidating Account, Rural Utilities Service, Agriculture Fund Resources:											
Undisbursed Funds	No Year		012	4230	000	1,857,611,190.09	114,757,598.04	-178,232,560.36	582,117,054.24	⁵ 50,507,201.78	1,161,511,971.75
Total, Rural Utilities Service						6,320,928,860.89	2,787,543,001.63	-178,232,560.36	2,594,757,423.98	107,919,156.22	6,227,562,721.96
Foreign Agricultural Service											
General Fund Accounts											
Public Law 480, Liquidating Account, Foreign Agriculture Service, Agriculture Fund Resources:											
Undisbursed Funds	No Year		012	2274	000	16,912,619.71	-----	-----	-196,471,399.19	⁵ 136,465,430.57	76,918,588.33
Public Law 480 Program Account, Agriculture Fund Resources:											
Undisbursed Funds	2021		012	2277	000	-----	112,000.00	-----	112,000.00	-----	-----
	No Year					944,591.02	3,874,639.00	-----	3,874,639.00	-----	944,591.02
	Subtotal		012	2277	000	944,591.02	3,986,639.00	-----	3,986,639.00	-----	944,591.02
Food for Peace Title II Grants, Foreign Agricultural Service, Agriculture Fund Resources:											
Undisbursed Funds	2021-2022		012	2278	000	-----	525,000,000.00	-----	124,287,619.36	-----	400,712,380.64
	No Year					184,270,515.81	391,505,000.00	98,745,567.81	544,503,524.08	-----	130,017,559.54
Transfer To:											
United States Agency for International Development	2021-2022	072	012	2278	000	-----	275,000,000.00	-----	84,240,007.20	-----	190,759,992.80
	No Year					1,543,612,367.59	1,348,495,000.00	-98,745,567.81	1,265,445,492.50	-----	1,527,916,307.28
	Subtotal		012	2278	000	1,727,882,883.40	2,540,000,000.00	-----	2,018,476,643.14	-----	2,249,406,240.26
Salaries and Expenses, Foreign Agricultural Service, Agriculture Fund Resources:											
Undisbursed Funds	2021-2022		012	2900	000	-----	13,310,100.00	-----	-----	-----	13,310,100.00
	2021					-----	203,724,900.00	-----	155,858,590.54	-----	47,866,309.46
	2020-2021					15,221,167.55	-----	-----	13,104,994.17	-----	2,116,173.38
	2020					37,138,248.80	-----	-----	14,551,107.63	-----	22,587,141.17
	2019-2020					4,351,008.51	-----	-----	3,865,131.52	-----	485,876.99
	2019					19,561,885.97	-----	-----	395,556.50	-----	19,166,329.47
	2018-2019					416,241.13	-----	-----	-1,403.13	-----	417,644.26
	2018					6,458,469.17	-----	-----	-594,216.03	-----	7,052,685.20
	2017-2018					1,294,006.56	-----	-----	121,156.10	-----	1,172,850.46
	2017					9,294,145.70	-----	-4,000,000.00	-1,610,271.75	-----	6,904,417.45
	2016-2017					585,052.00	-----	-----	-----	-----	585,052.00
	2016					7,214,520.79	-----	-5,500,000.00	81,702.00	1,632,818.79	-----
	2015-2016					436,401.16	-----	-----	-4,380.69	440,781.85	-----
	No Year					29,773,466.95	3,800,000.00	-----	3,093,194.30	-----	30,480,272.65
	Subtotal		012	2900	000	131,744,614.29	220,835,000.00	-9,500,000.00	188,861,161.16	2,073,600.64	152,144,852.49

Footnotes at End of Chapter

Appropriations, Outlays, and Balances - Continued

Appropriation or Fund Account Title	Account Symbol				Balances, Beginning of Fiscal Year	Appropriations and Other Obligational Authority ¹	Transfers Borrowings and Investment (Net) ²	Outlays (Net)	Balances Withdrawn and Other Transactions ³	Balances, End of Fiscal Year	
	Period of Availability	ATA	AID	MAIN							SUB
McGovern-Dole International Food for Education and Child Nutrition Program, Foreign Agricultural Service, Agriculture Fund Resources: Undisbursed Funds	No Year		012	2903	000	835,487,730.27	230,000,000.00	-----	214,167,999.22	-----	851,319,731.05
Trust Fund Accounts											
Miscellaneous Contributed Funds, Foreign Agricultural Service, Agriculture Fund Resources: Undisbursed Funds	No Year		012	8232	000	2,143,937.14	-----	-----	-----	-----	2,143,937.14
Foreign Service National Separation Liability Trust Fund, Foreign Agricultural Service, Agriculture Fund Resources: Undisbursed Funds	No Year		012	8505	000	18,303,592.09	-----	-----	1,548,457.02	-----	16,755,135.07
Total, Foreign Agricultural Service						2,733,419,967.92	2,994,821,639.00	-9,500,000.00	2,230,569,500.35	138,539,031.21	3,349,633,075.36
Food and Nutrition Service											
General Fund Accounts											
Supplemental Nutrition Assistance Program, Food and Nutrition Service, Agriculture Fund Resources: Undisbursed Funds	2021-2027		012	3505	000	-----	1,000,000,000.00	-----	175,800,335.97	-----	824,199,664.03
	2021-2026					-----	25,000,000.00	-----	-----	-----	25,000,000.00
	2021-2023					-----	4,150,000,000.00	-----	42,922,113.55	-----	4,107,077,886.45
	2021-2022					-----	1,052,050,000.00	-----	274,213,740.80	-----	777,836,259.20
	2020-2022					3,000,000,000.00	-----	-----	-----	-----	3,000,000,000.00
	2021					-----	170,835,250,174.00	-----	⁴³ 124,770,703,125.05	-----	46,064,547,048.95
	2020-2021					752,612,777.23	-----	-----	499,426,097.26	-----	253,186,679.97
	2019-2021					2,020,000,000.00	-----	-----	-----	-----	2,020,000,000.00
	2020					14,476,265,301.71	-----	-----	8,613,273,115.19	-----	5,862,992,186.52
	2019-2020					79,545,413.51	-----	-----	51,012,201.06	-----	28,533,212.45
	2019					8,124,910,768.33	-----	-----	68,535,805.76	-----	8,056,374,962.57
	2018-2019					16,864,435.89	-----	-----	-72,088.07	-----	16,936,523.96
	2017-2019					2,832,249,020.00	-----	-----	-----	-----	2,832,249,020.00
	2018					5,117,220,786.68	-----	-----	18,703,187.83	-----	5,098,517,598.85
	2017-2018					28,596,142.39	-----	-----	-20,691.04	-----	28,616,833.43
	2016-2018					383,159.51	-----	-----	10,912.50	-----	372,247.01
	2015-2018					47,660,596.86	-----	-----	914,093.56	-----	46,746,503.30
	2014-2018					3,487,555.18	-----	-----	1,307,498.85	-----	2,180,056.33
	2017					5,298,856,638.84	-----	-----	5,564,689.69	-----	5,293,291,949.15
	2016-2017					8,827,505.16	-----	-----	-1,739.74	-----	8,829,244.90
	2015-2017					2,742,472,725.00	-----	-----	-----	-----	2,742,472,725.00
	2016					4,557,652,601.52	-----	-----	993,772.65	4,556,658,828.87	-----
	2015-2016					6,137,204.08	-----	-----	-----	6,137,204.08	-----
	No Year					20,348,228.43	5,000,000.00	-----	3,422,450.20	-----	21,925,778.23

Footnotes at End of Chapter

Appropriations, Outlays, and Balances - Continued

Appropriation or Fund Account Title	Account Symbol				Balances, Beginning of Fiscal Year	Appropriations and Other Obligational Authority ¹	Transfers Borrowings and Investment (Net) ²	Outlays (Net)	Balances Withdrawn and Other Transactions ³	Balances, End of Fiscal Year	
	Period of Availability	ATA	AID	MAIN SUB							
Commodity Assistance Program, Food and Nutrition Service, Agriculture Fund Resources:	Subtotal		012	3505	000	49,134,090,860.32	177,067,300,174.00	-----	134,526,708,621.07	4,562,796,032.95	87,111,886,380.30
Undisbursed Funds	2021-2022		012	3507	000	-----	488,245,514.00	-----	291,194,524.28	-----	197,050,989.72
	2021					-----	413,000,000.00	-----	138,447,093.25	-----	274,552,906.75
	2020-2021					705,780,744.85	-----	-----	627,193,313.47	-----	78,587,431.38
	2020					-----	-----	-----	-43.23	-----	43.23
	2019-2020					13,393,548.06	-----	-----	9,656,207.89	-----	3,737,340.17
	2018-2019					3,442,383.38	-----	-----	52,916.00	-----	3,389,467.38
	2017-2018					2,935,803.95	-----	-----	-314.98	-----	2,936,118.93
	2016-2017					2,852,425.87	-----	-----	-----	-----	2,852,425.87
	2015-2016					2,422,617.01	-----	-----	-9,666.36	2,432,283.37	-----
	Subtotal		012	3507	000	730,827,523.12	901,245,514.00	-----	1,066,534,030.32	2,432,283.37	563,106,723.43
Nutrition Programs Administration, Food and Nutrition Service, Agriculture Fund Resources:											
Undisbursed Funds	2021		012	3508	000	-----	156,005,000.00	-----	⁴⁴ 125,314,352.47	-----	30,690,647.53
	2019-2021					7,135,293.95	-----	-----	6,164,541.30	-----	970,752.65
	2020					28,089,358.39	-----	-----	17,557,262.68	-----	10,532,095.71
	2019					6,350,704.32	-----	-----	1,471,940.93	-----	4,878,763.39
	2018					5,516,946.78	-----	-----	-109,293.65	-----	5,626,240.43
	2017					3,536,413.05	-----	-----	2,961.73	-----	3,533,451.32
	2016					1,994,014.19	-----	-1,300,000.00	-5,405.72	699,419.91	-----
	No Year					9,184,322.05	-----	-----	526,968.43	-----	8,657,353.62
	Subtotal		012	3508	000	61,807,052.73	156,005,000.00	-1,300,000.00	150,923,328.17	699,419.91	64,889,304.65
Special Supplemental Nutrition Program for Women, Infants, and Children (WIC), Food and Nutrition Service, Agriculture Fund Resources:											
Undisbursed Funds	2021-2024		012	3510	000	-----	390,000,000.00	-----	-----	-----	390,000,000.00
	2021-2022					-----	5,240,000,000.00	-----	2,404,145,287.07	-----	2,835,854,712.93
	2020-2021					2,719,261,273.86	-----	-----	2,536,352,758.34	-----	182,908,515.52
	2019-2020					74,824,915.58	-----	-----	54,736,397.76	-----	20,088,517.82
	2018-2019					29,045,588.18	-----	-----	6,217,680.82	-----	22,827,907.36
	2017-2018					14,085,708.45	-----	-----	4,164,060.77	-----	9,921,647.68
	2016-2017					3,328,074.49	-----	-----	-2,141,820.20	-----	5,469,894.69
	2015-2016					8,017,896.10	-----	-----	3,581,054.13	4,436,841.97	-----
	No Year					260,726,931.48	943,000.00	-----	19,428,158.58	-----	242,241,772.90
	Subtotal		012	3510	000	3,109,290,388.14	5,630,943,000.00	-----	5,026,483,577.27	4,436,841.97	3,709,312,968.90
Child Nutrition Programs, Food and Nutrition Service, Agriculture Fund Resources:											
Undisbursed Funds	2021-2022		012	3539	000	-----	26,064,186,917.00	-----	⁴⁵ 9,864,832,542.06	-----	16,199,354,374.94
	2021					-----	1,800,250,000.00	-----	729,294,154.69	-----	1,070,955,845.31
	2020-2021					15,406,934,908.18	-----	-----	14,947,558,692.99	-----	459,376,215.19
	2020					213,821.00	-----	-----	213,821.00	-----	-----

Footnotes at End of Chapter

Appropriations, Outlays, and Balances - Continued

Appropriation or Fund Account Title	Account Symbol				Balances, Beginning of Fiscal Year	Appropriations and Other Obligational Authority ¹	Transfers Borrowings and Investment (Net) ²	Outlays (Net)	Balances Withdrawn and Other Transactions ³	Balances, End of Fiscal Year	
	Period of Availability	ATA	AID	MAIN							SUB
	2019-2020				390,064,448.21	-----	-----	63,093,609.14	-----	326,970,839.07	
	2018-2019				178,649,171.85	-----	-----	11,906,371.53	-----	166,742,800.32	
	2018				124.00	-----	-----	-----	-----	124.00	
	2017-2018				172,728,385.86	-----	-----	2,468,400.34	-----	170,259,985.52	
	2016-2017				199,949,450.29	-----	-----	1,193,488.48	-----	198,755,961.81	
	2013-2017				6,274,090.46	-----	-----	-87,074.90	-----	6,361,165.36	
	2015-2016				149,458,469.98	-----	-----	528,742.18	148,929,727.80	-----	
	No Year				443,631,065.22	271,733,163.00	-----	176,963,948.29	-----	538,400,279.93	
	Subtotal		012	3539	16,947,903,935.05	28,136,170,080.00	-----	25,797,966,695.80	148,929,727.80	19,137,177,591.45	
Total, Food and Nutrition Service					69,983,919,759.36	211,891,663,768.00	-1,300,000.00	166,568,616,252.63	4,719,294,306.00	110,586,372,968.73	
Forest Service											
General Fund Accounts											
Capital Improvement and Maintenance, Forest Service, Agriculture Fund Resources:											
Undisbursed Funds	2021-2024		012	1103	000	-----	140,107,000.00	-----	52,847,385.45	-----	87,259,614.55
	2020-2023					156,130,428.86	-----	94,837,035.74	-----	61,293,393.12	
	2019-2022					40,907,682.05	-----	23,295,332.51	-----	17,612,349.54	
	2020-2021					24,357,346.75	-----	8,544,658.45	-----	15,812,688.30	
	2018-2021					33,831,252.06	-----	22,496,963.22	-----	11,334,288.84	
	2017-2020					1,178,627.36	-----	210,159.98	-----	968,467.38	
	No Year					90,404,485.25	-----	27,034,027.68	-----	63,370,457.57	
	Subtotal		012	1103	000	346,809,822.33	140,107,000.00	-----	229,265,563.03	-----	257,651,259.30
Forest and Rangeland Research, Forest Service, Agriculture Fund Resources:											
Undisbursed Funds	2021-2024		012	1104	000	-----	258,347,000.00	-----	188,951,760.18	-----	69,395,239.82
	2020-2023					96,350,606.34	-----	46,681,916.78	-----	49,668,689.56	
	2019-2022					34,965,750.90	-----	17,364,386.28	-----	17,601,364.62	
	2020-2021					2,952,445.16	-----	882,222.35	-----	2,070,222.81	
	2018-2021					11,581,311.32	-----	6,326,144.78	-----	5,255,166.54	
	2017-2020					4,530,306.58	-----	2,450,895.35	-----	2,079,411.23	
	No Year					4,903,625.59	-----	2,077,606.20	-----	2,826,019.39	
	Subtotal		012	1104	000	155,284,045.89	258,347,000.00	-----	264,734,931.92	-----	148,896,113.97
State and Private Forestry, Forest Service, Agriculture Fund Resources:											
Undisbursed Funds	2021-2024		012	1105	000	-----	262,131,633.00	-----	46,994,605.03	-----	215,137,027.97
	2020-2023					213,626,207.66	-----	63,737,116.87	-----	148,716,090.46	
	2019-2022					132,437,553.38	-----	47,206,929.37	-----	85,230,624.01	
	2018-2021					72,936,578.43	-----	33,387,960.29	-----	39,548,618.14	
	2017-2020					12,982,993.58	-----	7,552,374.93	-----	5,430,618.65	
	2018-2019					811,887.30	-----	219,371.37	-----	592,515.93	
	2017-2018					285,046.97	-----	84,326.26	-----	200,720.71	
	2016-2017					23,724.48	-----	-----	-----	23,724.48	
	2015-2016					19,067.50	-----	-----	19,067.50	-----	

Footnotes at End of Chapter

Appropriations, Outlays, and Balances - Continued

Appropriation or Fund Account Title	Account Symbol				Balances, Beginning of Fiscal Year	Appropriations and Other Obligational Authority ¹	Transfers Borrowings and Investment (Net) ²	Outlays (Net)	Balances Withdrawn and Other Transactions ³	Balances, End of Fiscal Year
	Period of Availability	ATA	AID	MAIN SUB						
Transfer To:	No Year				46,496,350.32	-----	-----	18,581,275.60	-----	27,915,074.72
National Park Service, Interior	2018-2021	014	012	1105 010	163,091.02	-----	-----	132,088.89	-----	31,002.13
	2017-2020				29,535.36	-----	-----	-----	-----	29,535.36
	No Year				28,289.84	-----	-----	6,238.64	-----	22,051.20
Bureau of Land Management, Interior	2018-2021	014	012	1105 011	190,749.00	-----	-----	-----	-----	190,749.00
	No Year				42,347.85	-----	-----	554.02	-----	41,793.83
U.S. Fish and Wildlife Service, Interior	2021-2024	014	012	1105 016	-----	187,000.00	-----	-----	-----	187,000.00
	2020-2023				55,000.00	-----	-----	48,022.00	-----	6,978.00
	2019-2022				108,430.79	-----	-----	78,430.49	-----	30,000.30
	2018-2021				23,626.24	-----	-----	23,120.27	-----	505.97
	2017-2020				36,625.00	-----	-----	-----	-----	36,625.00
	No Year				2,101.78	-----	-----	1,221.94	-----	879.84
Bureau of Indian Affairs, Interior	No Year	014	012	1105 020	12.21	-----	-----	-----	-----	12.21
Army	No Year	021	012	1105 000	209,933.76	-----	-----	-----	-----	209,933.76
Air Force	2017-2020	057	012	1105 000	7,948.89	-----	-----	-----	-----	7,948.89
	No Year				96,353.70	-----	-----	-----	-----	96,353.70
Corps of Engineers	No Year	096	012	1105 000	40,216.60	-----	-----	-----	-----	40,216.60
	Subtotal		012	1105 000	480,653,671.66	262,318,633.00	-1,173,000.33	218,053,635.97	19,067.50	523,726,600.86
National Forest System, Forest Service, Agriculture Fund Resources:										
Undisbursed Funds	2021-2024		012	1106 000	-----	1,777,323,698.26	-----	1,451,011,336.24	-----	326,312,362.02
	2020-2023				455,732,298.78	-----	-6,971,331.00	252,372,299.37	-----	196,388,668.41
	2019-2022				162,997,714.00	-----	-----	70,104,685.40	-----	92,893,028.60
	2020-2021				27,472,083.66	-----	-----	17,081,858.29	-----	10,390,225.37
	2018-2021				79,423,693.01	-----	-----	34,739,413.15	-----	44,684,279.86
	2017-2020				18,926,383.61	-----	-----	6,186,993.67	-----	12,739,389.94
	No Year				122,458,636.84	-----	7,783.00	17,808,197.40	-----	104,658,222.44
Transfer To:										
Interior, Bureau of Land Management	No Year	014	012	1106 011	52,131.81	-----	-----	11,804.17	-----	40,327.64
Funds Held Outside the Treasury			012	1106 000	75,414.00	-----	-7,783.00	-----	-----	67,631.00
	Subtotal		012	1106 000	867,138,355.71	1,777,323,698.26	-6,971,331.00	1,849,316,587.69	-----	788,174,135.28
Wildland Fire Management, Forest Service, Agriculture Fund Resources:										
Undisbursed Funds	2019-2022		012	1115 000	80,587,072.48	-----	-----	53,671,638.47	-----	26,915,434.01
	2020-2021				3,465,916.36	-----	-----	1,545,656.11	-----	1,920,260.25
	2018-2021				71,608,316.95	-----	-----	23,645,620.72	-----	47,962,696.23
	2017-2020				62,723,706.57	-----	-----	19,654,747.03	-----	43,068,959.54
	No Year				940,706,494.61	3,691,233,500.00	1,000,000,000.00	4,499,524,983.18	-----	1,132,415,011.43
	Subtotal		012	1115 000	1,159,091,506.97	3,691,233,500.00	1,000,000,000.00	4,598,042,645.51	-----	1,252,282,361.46
Payment to States, Northern Spotted Owl Guarantee, Forest Service,										

Footnotes at End of Chapter

Appropriations, Outlays, and Balances - Continued

Appropriation or Fund Account Title	Account Symbol				Balances, Beginning of Fiscal Year	Appropriations and Other Obligational Authority ¹	Transfers Borrowings and Investment (Net) ²	Outlays (Net)	Balances Withdrawn and Other Transactions ³	Balances, End of Fiscal Year
	Period of Availability	ATA	AID	MAIN						
Agriculture Fund Resources: Undisbursed Funds	2021		012	1117	000	----- 128,400,000.00	-----	128,400,000.00	-----	-----
	2019					15.66	-----	-----	-----	15.66
	Subtotal		012	1117	000	15.66	-----	128,400,000.00	-----	15.66
Management of National Forest Lands for Subsistence Uses, Forest Service, Agriculture Fund Resources: Undisbursed Funds	2021-2024		012	1119	000	----- 373,887.75	-----	246,529.64	-----	852,470.36
	2020-2023					565,951.56	-----	69,096.21	-----	304,791.54
	2019-2022					405,051.26	-----	267,017.81	-----	298,933.75
	2018-2021					25,630.80	-----	369,576.00	-----	35,475.26
	2017-2020					113,699.20	-----	25,263.00	-----	367.80
	No Year					1,484,220.57	-----	100,315.66	-----	13,383.54
	Subtotal		012	1119	000	1,099,000.00	-----	1,077,798.32	-----	1,505,422.25
Wildfire Suppression Operations Reserve Fund, Forest Service, Agriculture Fund Resources: Undisbursed Funds	No Year		012	1121	000	1,950,000,000.00	270,000,000.00	-1,000,000,000.00	-----	1,220,000,000.00
Forest Service Operations, Forest Service, Agriculture Fund Resources: Undisbursed Funds	2021-2024		012	1122	000	----- -----	1,043,252,168.74	-----	740,716,620.85	302,535,547.89
	2020-2023					-----	-----	8,144,331.33	-----	8,144,331.33
	Subtotal		012	1122	000	- 0 -	1,043,252,168.74	8,144,331.33	740,716,620.85	310,679,879.22
Special Fund Accounts										
Land Acquisition, Forest Service, Agriculture Fund Resources: Undisbursed Funds	No Year		012	5004	000	133,782,988.49	123,885,000.00	-----	66,665,794.44	⁵ 5,619,000.00
Payments to States, National Forests Fund, Forest Service, Agriculture Fund Resources: Undisbursed Funds	No Year		012	5201	000	86,567,568.10	99,017,577.53	-----	74,211,115.38	111,374,030.25
Timber Roads, Purchaser Elections, Forest Service, Agriculture Fund Resources: Undisbursed Funds	No Year		012	5202	000	33,694,322.45	2,000,000.00	-----	574,521.46	35,119,800.99
Roads and Trails for States, National Forests Fund, Forest Service, Agriculture Fund Resources: Undisbursed Funds	No Year		012	5203	000	61,895.22	13,188,891.76	-----	14,547.47	⁵ 13,188,891.76
Timber Salvage Sales, Forest Service, Agriculture Fund Resources: Undisbursed Funds	No Year		012	5204	000	79,860,857.72	34,746,144.06	-----	27,746,195.95	86,860,805.83
Expenses, Brush Disposal, Forest Service, Agriculture Fund Resources: Undisbursed Funds	No Year		012	5206	000	29,847,107.28	6,928,364.42	-----	7,507,362.45	29,268,109.25

Footnotes at End of Chapter

Appropriations, Outlays, and Balances - Continued

Appropriation or Fund Account Title	Account Symbol				Balances, Beginning of Fiscal Year	Appropriations and Other Obligational Authority ¹	Transfers Borrowings and Investment (Net) ²	Outlays (Net)	Balances Withdrawn and Other Transactions ³	Balances, End of Fiscal Year	
	Period of Availability	ATA	AID	MAIN							SUB
Range Betterment Fund, Forest Service, Agriculture Fund Resources: Undisbursed Funds	2021-2024		012	5207	000	-----	2,741,210.00	-----	1,215,524.96	-----	1,525,685.04
	2020-2023					1,412,893.78	-----	-----	563,460.17	-----	849,433.61
	2019-2022					754,937.02	-----	-----	341,066.12	-----	413,870.90
	2018-2021					538,912.93	-----	-----	425,132.95	-----	113,779.98
	2017-2020					209,648.51	-----	-----	82,902.91	-----	126,745.60
	No Year					187,586.16	-----	-----	61,277.44	-----	126,308.72
	Subtotal		012	5207	000	3,103,978.40	2,741,210.00	-----	2,689,364.55	-----	3,155,823.85
Acquisition of Lands for National Forests, Special Acts, Forest Service, Agriculture Fund Resources: Undisbursed Funds	2021		012	5208	000	-----	664,000.00	-----	144,000.00	-----	520,000.00
	2020					610,000.00	-----	-----	458,400.00	-----	151,600.00
	2019					662,954.34	-----	-----	503,000.00	-----	159,954.34
	2018					539,776.93	-----	-----	430,000.00	-----	109,776.93
	2017					950,000.00	-----	-----	784,000.00	-----	166,000.00
	2016					633,000.00	-----	-----	-----	633,000.00	-----
	Subtotal		012	5208	000	3,395,731.27	664,000.00	-----	2,319,400.00	633,000.00	1,107,331.27
Payment to Minnesota (Cook, Lake, and Saint Louis Counties) from the National Forests Fund, Forest Service, Agriculture Fund Resources: Undisbursed Funds	No Year		012	5213	000	9,034,350.00	6,150,000.00	-----	5,799,450.00	-----	9,384,900.00
Licensee Programs, Forest Service, Agriculture Fund Resources: Undisbursed Funds	No Year		012	5214	000	2,862,665.71	899,534.89	-----	659,425.42	-----	3,102,775.18
Restoration of Forest Lands and Improvements, Forest Service, Agriculture Fund Resources: Undisbursed Funds	No Year		012	5215	000	288,104,695.26	1,596,531.14	175,000.00	24,650,988.18	-----	265,225,238.22
Acquisition of Lands to Complete Land Exchanges, Forest Service, Agriculture Fund Resources: Undisbursed Funds	2021-2024		012	5216	000	-----	1,479,966.00	-----	709,000.00	-----	770,966.00
	2018-2021					115,000.00	-----	-----	-----	-----	115,000.00
	No Year					34,167,544.64	3,049,812.60	-----	2,200,627.29	-----	35,016,729.95
	Subtotal		012	5216	000	34,282,544.64	4,529,778.60	-----	2,909,627.29	-----	35,902,695.95
Operation and Maintenance of Quarters, Forest Service, Agriculture Fund Resources: Undisbursed Funds	No Year		012	5219	000	30,263,091.69	10,266,246.38	-----	8,299,818.62	-----	32,229,519.45
Quinalt Special Management Area, Forest Service, Agriculture Fund Resources: Undisbursed Funds	No Year		012	5223	000	18,089.68	206.46	-----	-----	-----	18,296.14
Timber Sales Pipeline Restoration Fund, Forest Service, Agriculture Fund Resources: Undisbursed Funds	No Year		012	5264	000	10,865,971.35	5,892,033.97	-----	5,616,325.67	-----	11,141,679.65

Footnotes at End of Chapter

Appropriations, Outlays, and Balances - Continued

Appropriation or Fund Account Title	Account Symbol				Balances, Beginning of Fiscal Year	Appropriations and Other Obligational Authority ¹	Transfers Borrowings and Investment (Net) ²	Outlays (Net)	Balances Withdrawn and Other Transactions ³	Balances, End of Fiscal Year
	Period of Availability	ATA	AID	MAIN						
Recreation Fee Demonstration Program, Forest Service, Agriculture Fund Resources: Undisbursed Funds	No Year		012	5268	000	132,571,732.54	118,253,099.02	----- 97,888,656.64	-----	152,936,174.92
MNP Rental Fee Account, Forest Service, Agriculture Fund Resources: Undisbursed Funds	No Year		012	5277	000	4,079,644.05	668,813.37	----- 481,967.79	-----	4,266,489.63
Land Between the Lakes Management Fund, Forest Service, Agriculture Fund Resources: Undisbursed Funds	No Year		012	5360	000	7,058,660.44	6,468,102.30	----- 5,780,038.10	-----	7,746,724.64
Administration of Rights-of-Way and Other Land Uses Fund, Forest Service, Agriculture Fund Resources: Undisbursed Funds	No Year		012	5361	000	23,989,561.42	1,477,689.29	----- -879,832.44	-----	26,347,083.15
State and Private Forestry, Forest Service, Agriculture Fund Resources: Undisbursed Funds	No Year		012	5367	000	217,900,490.65	94,255,000.00	----- 60,223,458.12	5 5,809,000.00	246,123,032.53
Hardwood Technology Transfer and Applied Research Fund, Forest Service, Agriculture Fund Resources: Undisbursed Funds	No Year		012	5462	000	103,915.42	-----	----- 37,635.89	-----	66,279.53
Stewardship Contracting Product Sales, Forest Service, Agriculture Fund Resources: Undisbursed Funds	No Year		012	5540	000	72,332,133.46	29,276,126.81	----- 18,555,450.40	-----	83,052,809.87
National Parks and Public Land Legacy Restoration Fund, Forest Service, Agriculture Fund Resources: Undisbursed Funds	No Year		012	5716	000	-----	35,000,000.00	----- 17,995,579.11	-----	17,004,420.89
Payments to Counties, National Grasslands, Forest Service, Agriculture Fund Resources: Undisbursed Funds	No Year		012	5896	000	13,045,360.87	22,455,572.70	----- 21,179,568.65	-----	14,321,364.92
Intragovernmental Funds										
Working Capital Fund, Forest Service, Agriculture Fund Resources: Undisbursed Funds	No Year		012	4605	000	337,295,003.59	-----	----- -23,158,446.34	-----	360,453,449.93
Trust Fund Accounts										
Cooperative Work, Forest Service, Agriculture Fund Resources: Undisbursed Funds	No Year		012	8028	000	366,021,152.36	86,338,317.37	----- 72,326,744.32	-----	380,032,725.41
Donations for Forest and Rangeland Research, Forest Service, Agriculture Fund Resources: Undisbursed Funds	2018-2021		012	8034	000	1,382.71	-----	-----	-----	1,382.71
	2017-2020					29.29	-----	-----	-----	29.29
	No Year					114,623.96	-----	2,950.00	-----	111,673.96
	Subtotal		012	8034	000	116,035.96	-----	2,950.00	-----	113,085.96

Footnotes at End of Chapter

Appropriations, Outlays, and Balances - Continued

Appropriation or Fund Account Title	Account Symbol				Balances, Beginning of Fiscal Year	Appropriations and Other Obligational Authority ¹	Transfers Borrowings and Investment (Net) ²	Outlays (Net)	Balances Withdrawn and Other Transactions ³	Balances, End of Fiscal Year	
	Period of Availability	ATA	AID	MAIN							SUB
Land Between the Lakes Trust Fund, Forest Service, Agriculture Fund Resources:											
Undisbursed Funds	No Year		012	8039	000	371,347.66	127,891.34	-----	84,173.00	-----	415,066.00
Unrealized Discount on Investments						-9,769.47	-----	-----	-----	-----	-9,769.47
Investments in US Treasury Securities						5,684,059.83	-----	-----	-----	-----	5,684,059.83
Subtotal			012	8039	000	6,045,638.02	127,891.34	-----	84,173.00	-----	6,089,356.36
Reforestation Trust Fund, Forest Service, Agriculture Fund Resources:											
Undisbursed Funds	No Year		012	8046	000	25,706,448.24	30,000,000.00	-----	22,376,794.14	-----	33,329,654.10
Total, Forest Service						6,912,473,273.07	8,308,907,131.41	175,000.00	8,552,166,457.55	25,268,959.26	6,644,119,987.67
Buildings and Facilities											
General Fund Accounts											
Agriculture Buildings and Facilities, Agriculture Fund Resources:											
Undisbursed Funds	No Year		012	0117	000	124,032,932.23	108,124,000.00	-----	58,362,414.73	-----	173,794,517.50
Total, Buildings and Facilities						124,032,932.23	108,124,000.00	-----	58,362,414.73	-----	173,794,517.50
Office of Chief Financial Officer											
General Fund Accounts											
Expenses, Office of the Chief Financial Officer, Agriculture Fund Resources:											
Undisbursed Funds	2021		012	0014	000	-----	6,109,000.00	-----	5,006,643.29	-----	1,102,356.71
	2020					852,147.60	-----	-----	705,117.02	-----	147,030.58
	2019					264,136.48	-----	-----	96,403.62	-----	167,732.86
	2018					135,923.60	-----	-----	1,147.81	-----	134,775.79
	2017					125,753.48	-----	-----	843.81	-----	124,909.67
	2016					183,526.66	-----	-----	-1,260.65	184,787.31	-----
Subtotal			012	0014	000	1,561,487.82	6,109,000.00	-----	5,808,894.90	184,787.31	1,676,805.61
Total, Office of Chief Financial Officer						1,561,487.82	6,109,000.00	-----	5,808,894.90	184,787.31	1,676,805.61
Office of Chief Information Officer											
General Fund Accounts											
Expenses, Office of the Chief Information Officer, Agriculture Fund Resources:											
Undisbursed Funds	2021		012	0013	000	-----	66,814,000.00	-----	49,590,883.05	-----	17,223,116.95
	2020					14,647,650.68	-----	-----	11,733,491.34	-----	2,914,159.34
	2019					1,329,661.94	-----	-----	793,288.50	-----	536,373.44
	2018					675,037.71	-----	-----	3,813.12	-----	671,224.59
	2017					955,083.10	-----	-----	6,806.00	-----	948,277.10
	2016					359,108.30	-----	-----	98,399.55	260,708.75	-----
Subtotal	No Year					-----	20,000,000.00	-----	1,858,600.11	-----	18,141,399.89
Total, Office of Chief Information Officer			012	0013	000	17,966,541.73	86,814,000.00	-----	64,085,281.67	260,708.75	40,434,551.31
						17,966,541.73	86,814,000.00	-----	64,085,281.67	260,708.75	40,434,551.31

Footnotes at End of Chapter

Appropriations, Outlays, and Balances - Continued

Appropriation or Fund Account Title	Account Symbol				Balances, Beginning of Fiscal Year	Appropriations and Other Obligational Authority ¹	Transfers Borrowings and Investment (Net) ²	Outlays (Net)	Balances Withdrawn and Other Transactions ³	Balances, End of Fiscal Year	
	Period of Availability	ATA	AID	MAIN SUB							
Hazardous Materials Management											
General Fund Accounts											
Hazardous Materials Management, Agriculture											
Fund Resources:											
Undisbursed Funds	No Year		012	0500	000	17,537,940.04	6,514,000.00	-----	6,794,920.51	-----	17,257,019.53
Total, Hazardous Materials Management						17,537,940.04	6,514,000.00	-----	6,794,920.51	-----	17,257,019.53
Farm Production and Conservation											
General Fund Accounts											
Farm Production and Conservation Business Center, Farm Production and Conservation Programs, Agriculture											
Fund Resources:											
Undisbursed Funds	2021		012	0180	000	-----	291,530,000.00	-----	253,813,840.17	-----	37,716,159.83
	2020					60,279,766.86	-----	-----	37,191,922.22	-----	23,087,844.64
	2019					30,282,714.41	-----	-----	16,285,040.30	-----	13,997,674.11
	No Year					169,779.25	-----	-----	169,779.25	-----	-----
	Subtotal		012	0180	000	90,732,260.52	291,530,000.00	-----	307,460,581.94	-----	74,801,678.58
Total, Farm Production and Conservation						90,732,260.52	291,530,000.00	-----	307,460,581.94	-----	74,801,678.58
Deductions for Offsetting Receipts											
Proprietary Receipts from the Public											
						-----	-4,193,545,882.08	-----	-4,256,217,125.90	-----	-----
Intrabudgetary Receipts Deducted by Agency											
						-----	7,005,153.53	-----	7,005,153.53	-----	-----
Offsetting Governmental Receipts											
						-----	-25,000,000.00	-----	-25,000,000.00	-----	-----
Total, Offsetting Receipts						-----	-4,211,540,728.55	-----	-4,274,211,972.37	-----	-----
Total, Department of Agriculture						169,982,990,126.45	3,313,288,452,982.77	-2,987,376,743,485.51	235,193,204,215.91	63,627,404,115.77	197,011,420,048.21
Memorandum											
Financing Accounts											
Public Enterprise Funds											
Rural Business Investment Program Guaranteed Financing Account, Rural Business - Cooperative Service											
Fund Resources:											
Undisbursed Funds	No Year		012	4033	000	2,443,289.92	-----	-----	-60,038.74	-----	2,503,328.66
Authority to Borrow from the Treasury						-----	1,000,000.00	-----	-----	1,000,000.00	-----
Subtotal			012	4033	000	2,443,289.92	1,000,000.00	-----	-60,038.74	1,000,000.00	2,503,328.66
P.L. 480 Direct Loan Financing Account											
Fund Resources:											
Undisbursed Funds	No Year		012	4049	000	27,837,957.59	-----	-46,403,979.00	-45,567,232.31	-----	27,001,210.90
Authority to Borrow from the Treasury						-----	15,000,000.00	-15,000,000.00	-----	-----	-----
Subtotal			012	4049	000	27,837,957.59	15,000,000.00	-61,403,979.00	-45,567,232.31	-----	27,001,210.90
Enterprise for the America's Initiative, Financing Account											
Fund Resources:											
Undisbursed Funds	No Year		012	4143	000	72,038,848.59	-----	-----	-11,781,261.46	-----	83,820,110.05

Footnotes at End of Chapter

Appropriations, Outlays, and Balances - Continued

Appropriation or Fund Account Title	Account Symbol				Balances, Beginning of Fiscal Year	Appropriations and Other Obligational Authority ¹	Transfers Borrowings and Investment (Net) ²	Outlays (Net)	Balances Withdrawn and Other Transactions ³	Balances, End of Fiscal Year	
	Period of Availability	ATA	AID	MAIN							SUB
Distance Learning and Telemedicine Direct Loan Financing Account, Rural Utilities Service Fund Resources:											
Undisbursed Funds	No Year		012	4146	000	167,279,460.20	-----	-112,510,100.00	19,160,785.77	-----	35,608,574.43
Authority to Borrow from the Treasury						318,536,157.19	606,375,065.30	-42,710,000.00	-----	604,948,559.90	277,252,662.59
Subtotal			012	4146	000	485,815,617.39	606,375,065.30	-155,220,100.00	19,160,785.77	604,948,559.90	312,861,237.02
Farm Storage Facility Direct Loan Financing Account, Farm Service Agency Fund Resources:											
Undisbursed Funds	No Year		012	4158	000	375,755,933.13	7,137.00	218,171,592.94	166,275,365.67	\$ 36,561.00	427,622,736.40
Authority to Borrow from the Treasury						-----	690,819,655.00	-541,622,407.21	-----	149,197,247.79	-----
Subtotal			012	4158	000	375,755,933.13	690,826,792.00	-323,450,814.27	166,275,365.67	149,233,808.79	427,622,736.40
Rural Economic Development Direct Loans Financing Account, Rural Business-Cooperative Development Service Fund Resources:											
Undisbursed Funds	No Year		012	4176	000	34,190,779.72	-----	12,913,700.00	545,655.66	-----	46,558,824.06
Authority to Borrow from the Treasury						54,668,364.18	67,578,242.06	-47,099,000.00	-----	40,686,910.44	34,460,695.80
Subtotal			012	4176	000	88,859,143.90	67,578,242.06	-34,185,300.00	545,655.66	40,686,910.44	81,019,519.86
Rural Electrification and Telephone Direct Loan Financing Account, Rural Utilities Service Fund Resources:											
Undisbursed Funds	No Year		012	4208	000	3,571,280,202.22	-----	^{46,47} 1,689,089,283.92	1,162,040,018.12	-----	4,098,329,468.02
Authority to Borrow from the Treasury						14,779,802,088.12	10,834,046,615.32	-4,445,856,251.42	-----	5,472,851,900.77	15,695,140,551.25
Subtotal			012	4208	000	18,351,082,290.34	10,834,046,615.32	-2,756,766,967.50	1,162,040,018.12	5,472,851,900.77	19,793,470,019.27
Rural Electrification and Telephone Guaranteed Loan Financing Account, Rural Electrification Administration Fund Resources:											
Undisbursed Funds	No Year		012	4209	000	11,518.89	-----	-----	11,517.96	-----	0.93
Authority to Borrow from the Treasury						-----	199.07	-----	-----	-----	199.07
Subtotal			012	4209	000	11,518.89	199.07	-----	11,517.96	-----	200.00
Rural Telephone Bank Direct Loan Financing Account, Rural Utilities Service Fund Resources:											
Undisbursed Funds	No Year		012	4210	000	15,321,005.06	-----	-16,306,043.00	-11,637,203.65	-----	10,652,165.71
Authority to Borrow from the Treasury						-----	19,943,256.85	-18,104,000.00	-----	1,839,256.85	-----
Subtotal			012	4210	000	15,321,005.06	19,943,256.85	-34,410,043.00	-11,637,203.65	1,839,256.85	10,652,165.71
Apple Loans Direct Loan Financing Account, Farm Service Agency Fund Resources:											
Undisbursed Funds	No Year		012	4211	000	18.06	-----	-----	0.66	-----	17.40
Authority to Borrow from the Treasury						6.00	-6.00	-----	-----	-----	-----
Subtotal			012	4211	000	24.06	-6.00	-----	0.66	-----	17.40
Agricultural Credit Insurance Fund Direct Loan Financing Account, Consolidated Farm Service Agency Fund Resources:											
Undisbursed Funds	No Year		012	4212	000	1,695,595,186.00	5,568,865.00	1,816,516,441.57	1,014,257,539.31	-----	2,503,422,953.26
Authority to Borrow from the Treasury						1,106,938,558.87	8,999,313,235.00	-3,749,290,129.57	-----	5,660,975,199.26	695,986,465.04

Footnotes at End of Chapter

Appropriations, Outlays, and Balances - Continued

Appropriation or Fund Account Title	Account Symbol				Balances, Beginning of Fiscal Year	Appropriations and Other Obligational Authority ¹	Transfers Borrowings and Investment (Net) ²	Outlays (Net)	Balances Withdrawn and Other Transactions ³	Balances, End of Fiscal Year	
	Period of Availability	ATA	AID	MAIN							SUB
	Subtotal		012	4212	000	2,802,533,744.87	9,004,882,100.00	-1,932,773,688.00	1,014,257,539.31	5,660,975,199.26	3,199,409,418.30
Agricultural Credit Insurance Fund Guaranteed Loan Financing Account, Consolidated Farm Service Agency Fund Resources:											
Undisbursed Funds	No Year		012	4213	000	229,668,198.80	277,889.00	2,647,535.54	65,587,596.83	-----	167,006,026.51
Authority to Borrow from the Treasury						973,001.15	66,655,176.00	-2,649,048.31	-----	63,486,084.77	1,493,044.07
	Subtotal		012	4213	000	230,641,199.95	66,933,065.00	-1,512.77	65,587,596.83	63,486,084.77	168,499,070.58
Rural Housing Insurance Fund Direct Loan Financing Account, Rural Housing and Community Development Service Fund Resources:											
Undisbursed Funds	No Year		012	4215	000	1,464,901,280.36	-----	-137,706,215.00	-105,519,653.20	-----	1,432,714,718.56
Authority to Borrow from the Treasury						547,766,217.31	2,611,402,891.00	-1,257,735,000.00	-----	1,290,886,609.70	610,547,498.61
	Subtotal		012	4215	000	2,012,667,497.67	2,611,402,891.00	-1,395,441,215.00	-105,519,653.20	1,290,886,609.70	2,043,262,217.17
Rural Housing Insurance Fund Guaranteed Loan Financing Account, Rural Housing and Community Development Service Fund Resources:											
Undisbursed Funds	No Year		012	4216	000	1,918,438,437.89	-----	-743,611,500.00	355,083,873.56	-----	819,743,064.33
Authority to Borrow from the Treasury						29,085,957.44	496,047,957.00	-160,768,000.00	-----	338,780,983.84	25,584,930.60
	Subtotal		012	4216	000	1,947,524,395.33	496,047,957.00	-904,379,500.00	355,083,873.56	338,780,983.84	845,327,994.93
Rural Development Insurance Fund Guaranteed Loan Financing Account, Rural Utilities Service Fund Resources:											
Undisbursed Funds	No Year		012	4218	000	718,235.60	-----	11,000.00	-13,565.90	-----	742,801.50
Authority to Borrow from the Treasury						4,069,521.93	-----	-11,000.00	-----	688.80	4,057,833.13
	Subtotal		012	4218	000	4,787,757.53	-----	-----	-13,565.90	688.80	4,800,634.63
Rural Development Loan Fund Direct Loan Financing Account, Rural Business and Cooperative Development Service Fund Resources:											
Undisbursed Funds	No Year		012	4219	000	26,110,846.76	-----	-9,453,064.00	-14,317,391.31	-----	30,975,174.07
Authority to Borrow from the Treasury						29,592,398.89	33,118,560.00	-16,644,000.00	-----	12,755,225.30	33,311,733.59
	Subtotal		012	4219	000	55,703,245.65	33,118,560.00	-26,097,064.00	-14,317,391.31	12,755,225.30	64,286,907.66
Emergency Boll Weevil Direct Loan Financing Account, Farm Service Agency Fund Resources:											
Undisbursed Funds	No Year		012	4221	000	831,764.51	-----	-2,517,009.45	-1,806,024.56	-----	120,779.62
Authority to Borrow from the Treasury						120,788.88	175,406.00	-120,778.88	-----	175,406.00	10.00
	Subtotal		012	4221	000	952,553.39	175,406.00	-2,637,788.33	-1,806,024.56	175,406.00	120,789.62
Rural Business and Industry Loan, Direct Financing Account, Rural Business Cooperative Service Fund Resources:											
Undisbursed Funds	No Year		012	4223	000	267,561.52	-----	-15,000.00	-941,642.17	-----	1,194,203.69
Authority to Borrow from the Treasury						-----	742,325.00	-----	-----	742,325.00	-----
	Subtotal		012	4223	000	267,561.52	742,325.00	-15,000.00	-941,642.17	742,325.00	1,194,203.69
Rural Community Facility Loans Direct Financing Account, Rural Housing Service Fund Resources:											
Undisbursed Funds	No Year		012	4225	000	736,227,418.75	-----	696,547,000.00	825,185,259.24	-----	607,589,159.51
Authority to Borrow from the Treasury						4,675,960,966.37	3,581,332,164.60	-1,427,260,000.00	-----	2,182,531,495.89	4,647,501,635.08

Footnotes at End of Chapter

Appropriations, Outlays, and Balances - Continued

Appropriation or Fund Account Title	Account Symbol				Balances, Beginning of Fiscal Year	Appropriations and Other Obligational Authority ¹	Transfers Borrowings and Investment (Net) ²	Outlays (Net)	Balances Withdrawn and Other Transactions ³	Balances, End of Fiscal Year	
	Period of Availability	ATA	AID	MAIN SUB							
	Subtotal		012	4225	000	5,412,188,385.12	3,581,332,164.60	-730,713,000.00	825,185,259.24	2,182,531,495.89	5,255,090,794.59
Rural Water and Waste Disposal Loans Direct Financing Account, Rural Utilities Service											
Fund Resources:											
Undisbursed Funds	No Year		012	4226	000	986,904,149.82	-----	508,294,000.00	624,092,262.81	-----	871,105,887.01
Authority to Borrow from the Treasury						4,689,258,544.28	2,499,940,932.00	-1,484,944,000.00	-----	815,685,445.87	4,888,570,030.41
Subtotal			012	4226	000	5,676,162,694.10	2,499,940,932.00	-976,650,000.00	624,092,262.81	815,685,445.87	5,759,675,917.42
Rural Business and Industry Loans Guaranteed Financing Account, Rural Business-Cooperative Service											
Fund Resources:											
Undisbursed Funds	No Year		012	4227	000	185,612,145.10	-----	24,249,952.00	-28,802,879.22	-----	238,664,976.32
Authority to Borrow from the Treasury						-----	57,402,052.00	-57,402,052.00	-----	-----	-----
Subtotal			012	4227	000	185,612,145.10	57,402,052.00	-33,152,100.00	-28,802,879.22	-----	238,664,976.32
Rural Community Facility Loans Guaranteed Financing Account, Rural Housing Service											
Fund Resources:											
Undisbursed Funds	No Year		012	4228	000	37,299,270.80	-----	2,781,000.00	13,143,550.49	-----	26,936,720.31
Authority to Borrow from the Treasury						212,162.31	4,100,000.00	-4,100,000.00	-----	-----	212,162.31
Subtotal			012	4228	000	37,511,433.11	4,100,000.00	-1,319,000.00	13,143,550.49	-----	27,148,882.62
Renewable Energy Guaranteed Loan Financing Account, Rural Business - Cooperative											
Fund Resources:											
Undisbursed Funds	No Year		012	4267	000	35,387,571.71	-----	330,000.00	7,437,143.97	-----	28,280,427.74
Authority to Borrow from the Treasury						5,146,900.00	-----	-330,000.00	-----	-----	4,816,900.00
Subtotal			012	4267	000	40,534,471.71	-----	-----	7,437,143.97	-----	33,097,327.74
Multi-Family Housing Revitalization Direct Loan Financing, Rural Housing Service											
Fund Resources:											
Undisbursed Funds	No Year		012	4269	000	71,475,534.33	-----	-16,374,816.00	46,357,414.32	-----	8,743,304.01
Authority to Borrow from the Treasury						119,039,548.11	101,249,627.00	-55,228,000.00	-----	7,444,506.73	157,616,668.38
Subtotal			012	4269	000	190,515,082.44	101,249,627.00	-71,602,816.00	46,357,414.32	7,444,506.73	166,359,972.39
Agricultural Credit Insurance Fund Direct Loan Financing Account- Recovery Act, Consolidated Farm Service Agency, Agriculture											
Fund Resources:											
Undisbursed Funds	No Year		012	4284	000	2,090,548.67	-----	-2,085,000.00	-796,942.75	-----	802,491.42
Authority to Borrow from the Treasury						313,527.54	8,639,532.00	-6,943,000.00	-----	2,010,059.54	-----
Subtotal			012	4284	000	2,404,076.21	8,639,532.00	-9,028,000.00	-796,942.75	2,010,059.54	802,491.42
Commodity Credit Corporation Export Guaranteed Financing Account											
Fund Resources:											
Undisbursed Funds	No Year		012	4337	000	14,896,944.35	-----	-9,984,384.74	-13,809,459.04	-----	18,722,018.65
Authority to Borrow from the Treasury						-----	105,513,815.47	-105,513,815.47	-----	-----	-----
Subtotal			012	4337	000	14,896,944.35	105,513,815.47	-115,498,200.21	-13,809,459.04	-----	18,722,018.65
Rural Microenterprise Investment Direct Loan Financing Account, Rural Business - Cooperative Service, Agriculture											
Fund Resources:											
Undisbursed Funds	No Year		012	4354	000	4,588,450.15	-----	-2,022,000.00	-1,077,841.73	-----	3,644,291.88
Authority to Borrow from the Treasury						7,376,959.96	26,739,675.00	-2,560,000.00	-----	24,771,223.73	6,785,411.23

Footnotes at End of Chapter

Appropriations, Outlays, and Balances - Continued

Appropriation or Fund Account	Account Symbol				Balances, Beginning of Fiscal Year	Appropriations and Other Obligational Authority ¹	Transfers Borrowings and Investment (Net) ²	Outlays (Net)	Balances Withdrawn and Other Transactions ³	Balances, End of Fiscal Year	
Title	Period of Availability	ATA	AID	MAIN							SUB
	Subtotal		012	4354	000	11,965,410.11	26,739,675.00	-4,582,000.00	-1,077,841.73	24,771,223.73	10,429,703.11
Biorefinery Assistance Guaranteed Loan Financing Account, Rural Business - Cooperative Service, Agriculture Fund Resources:											
Undisbursed Funds	No Year		012	4355	000	43,576,441.91	-----	-3,000.00	-38,195,482.73	-----	81,768,924.64
Authority to Borrow from the Treasury						695,000.00	-----	-----	-----	-----	695,000.00
	Subtotal		012	4355	000	44,271,441.91	-----	-3,000.00	-38,195,482.73	-----	82,463,924.64
Total, Financing Accounts						38,090,305,668.94	30,832,990,266.67	-9,569,331,088.08	4,024,851,365.60	16,670,805,691.18	38,658,307,790.75

Footnotes at End of Chapter

Footnotes

- 1 The amounts in this column, unless otherwise footnoted, represent appropriations, increases and rescissions in borrowing authority or new contract authority. Appropriation accounts with appropriation transfer activity are presented in Table 1 (Appropriations and Appropriation Transfers) at the end of this chapter.
- 2 The amounts in this column, unless otherwise footnoted, represent transfers - other than appropriation transfers, borrowings (gross), investments (net), unrealized discounts or funds held outside the Treasury.
- 3 The amounts in this column, unless otherwise footnoted, represent obligated balances canceled for fiscal year 2016 pursuant to 31 U.S.C. 1553 and adjustments to borrowing and contract authority.
- 4 Represents Price Support, Supply and Relation Programs.
- 5 Represents capital transfer to miscellaneous receipts.
- 6 Subject to disposition by the administrative agency.
- 7 Pursuant to Public Law # 7 U.S.C. 7632 (k)(5), the balance for this account has been extended beyond the normal period of availability to liquidate obligations.
- 8 The opening balance(s) of the following account(s) have been adjusted during the current fiscal year and do not agree with last year's closing balance(s):

Account Symbol: (ATA, AID, POA, MAIN, SUB)

Adjustment

012 X 4336 000 - Authority to Borrow from the Treasury

\$2,145,914,476.81

- 9 Pursuant to Public Law # 114-113, 129 Stat. 2273 Sec. 707, the balance for this account has been extended beyond the normal period of availability to liquidate obligations.
- 10 Pursuant to Public Law # 113-235, 128 Stat. 2162 Sec. 707, the balance for this account has been extended beyond the normal period of availability to liquidate obligations.
- 11 Pursuant to Public Law # 113-76, 128 Stat. 34 Sec. 707, the balance for this account has been extended beyond the normal period of availability to liquidate obligations.
- 12 Pursuant to Public Law # 113-6, 127 Stat. 227 Sec. 708, the balance for this account has been extended beyond the normal period of availability to liquidate obligations.
- 13 Pursuant to Public Law # 112-55, 125 Stat. 581 Sec. 708, the balance for this account has been extended beyond the normal period of availability to liquidate obligations.
- 14 Pursuant to Public Law # 111-80, 123 Stat. 2122 Sec. 719; 112-10, 125 Stat. 102 Sec. 1101, the balance for this account has been extended beyond the normal period of availability to liquidate obligations.
- 15 Pursuant to Public Law # 111-80, 123 Stat. 2122 Sec. 719, the balance for this account has been extended beyond the normal period of availability to liquidate obligations.
- 16 Pursuant to Public Law # 111-8, 123 Stat. 556 Sec. 720, the balance for this account has been extended beyond the normal period of availability to liquidate obligations.
- 17 Pursuant to Public Law # 110-161, 121 Stat. 1878 Sec. 725, the balance for this account has been extended beyond the normal period of availability to liquidate obligations.
- 18 Pursuant to Public Law # 108-447, 118 Stat. 2847 Sec. 766, the balance for this account has been extended beyond the normal period of availability to liquidate obligations.
- 19 Pursuant to Public Law # 109-234, 120 Stat 446, the balance for this account has been extended beyond the normal period of availability to liquidate obligations.
- 20 Pursuant to Public Law # 114-113, 129 Stat 2259; 114-113, 129 Stat 2273 Sec. 705, the balance for this account has been extended beyond the normal period of availability to liquidate obligations.
- 21 Pursuant to Public Law # 113-235, 128 Stat. 2148 Sec. 705, the balance for this account has been extended beyond the normal period of availability to liquidate obligations.
- 22 Pursuant to Public Law # 113-76, 128 Stat. 34, Sec. 705, the balance for this account has been extended beyond the normal period of availability to liquidate obligations.
- 23 Pursuant to Public Law # 113-6, 127 Stat. 226, the balance for this account has been extended beyond the normal period of availability to liquidate obligations.
- 24 Pursuant to Public Law # 112-55, 125 Stat. 581, the balance for this account has been extended beyond the normal period of availability to liquidate obligations.
- 25 Pursuant to Public Law # 111-80, 123 Stat. 2105, 2119 and 2120, the balance for this account has been extended beyond the normal period of availability to liquidate obligations.
- 26 Pursuant to Public Law # 111-8, 123 Stat. 553 and 554, the balance for this account has been extended beyond the normal period of availability to liquidate obligations.
- 27 Pursuant to Public Law # 110-161, 121 Stat 1875 and 1861, the balance for this account has been extended beyond the normal period of availability to liquidate obligations.
- 28 Pursuant to Public Law # 109-97, 119 Stat 2150 Sec. 711, the balance for this account has been extended beyond the normal period of availability to liquidate obligations.
- 29 Pursuant to Public Law # 108-447, 118 Stat 2839, the balance for this account has been extended beyond the normal period of availability to liquidate obligations.
- 30 Pursuant to Public Law # 108-199, 118 Stat 32 Sec. 712, the balance for this account has been extended beyond the normal period of availability to liquidate obligations.
- 31 Pursuant to Public Law # 108-7, 117 Stat 39 Sec. 712, the balance for this account has been extended beyond the normal period of availability to liquidate obligations.
- 32 Pursuant to Public Law # 107-76, 115 Stat 733 Sec. 712, the balance for this account has been extended beyond the normal period of availability to liquidate obligations.

Appropriations, Outlays, and Balances - Continued

Footnotes

- 33 Pursuant to Public Law # 106-387, 114 Stat 1549A-29, the balance for this account has been extended beyond the normal period of availability to liquidate obligations.
- 34 Pursuant to Public Law # 106-78, 113 Stat 1162 Sec. 713, the balance for this account has been extended beyond the normal period of availability to liquidate obligations.
- 35 Pursuant to Public Law # 105-86, 111 Stat 2097; 2098, the balance for this account has been extended beyond the normal period of availability to liquidate obligations.
- 36 Pursuant to Public Law # 104-180, 110 Stat 1584, the balance for this account has been extended beyond the normal period of availability to liquidate obligations.
- 37 Pursuant to Public Law # 104-19, 109 Stat 217-318, the balance for this account has been extended beyond the normal period of availability to liquidate obligations.
- 38 Pursuant to Public Law # 103-330, 108 Stat 2454, the balance for this account has been extended beyond the normal period of availability to liquidate obligations.
- 39 Pursuant to Public Law # 103-111, 107 Stat 1065, the balance for this account has been extended beyond the normal period of availability to liquidate obligations.
- 40 Pursuant to Public Law # 102-341, 106 Stat 893, the balance for this account has been extended beyond the normal period of availability to liquidate obligations.
- 41 Pursuant to Public Law # 114-113, 129 Stat. 2273 Sec. 705, the balance for this account has been extended beyond the normal period of availability to liquidate obligations.
- 42 Pursuant to Public Law # 111-80, 123 Stat. 2119 and 2120, the balance for this account has been extended beyond the normal period of availability to liquidate obligations.
- 43 Includes \$135.00 which represents payment for obligations of a closed account.
- 44 Includes \$823.00 which represents payment for obligations of a closed account.
- 45 Includes \$100.00 which represents payment for obligations of a closed account.
- 46 Includes \$2,267,719,783.92 which represents net borrowing from the Federal Financing Bank in lieu of issuance of agency debt.
- 47 Includes \$578,630,500.00 which represents net repayment of borrowing from the U.S. Treasury.

Footnotes

Table 1 - Appropriations and Appropriation Transfers - Department of Agriculture

AID	ATA	Period of Availability	MAIN	Net Appropriations and Appropriation Transfers	Appropriation Amount	Net Appropriation Transfers	AID Involved	ATA Involved	Period of Availability Involved	MAIN Involved	Amount From or To (-)
012		X	0013	20,000,000.00	0.00	20,000,000.00	012		X	0115	20,000,000.00
012		X	0115	16,882,500,000.00	15,928,361,000.00	954,139,000.00	012		X	0013	-20,000,000.00
							012		X	0403	-9,815,000.00
							012		X	3700	-16,046,000.00
							012		X	4336	1,000,000,000.00
012		21	0115	65,547,999.00	49,498,000.00	16,049,999.00	012		21	0470	499,999.00
							012		X	4336	17,500,000.00
							012		X	4609	-1,950,000.00
012		21	0126	816,000.00	916,000.00	-100,000.00	012		X	4609	-100,000.00
012		21	0127	737,000.00	812,000.00	-75,000.00	012		X	4609	-75,000.00
012		21	0129	759,000.00	809,000.00	-50,000.00	012		X	4609	-50,000.00
012		21	0136	4,019,000.00	4,184,000.00	-165,000.00	012		X	4609	-165,000.00
012		21	0176	687,000.00	887,000.00	-200,000.00	012		X	4609	-200,000.00
012		21	0180	291,530,000.00	231,302,000.00	60,228,000.00	012		X	1004	60,228,000.00
012		21	0215	2,250,000.00	0.00	2,250,000.00	012		X	4336	2,250,000.00
012		X	0403	9,815,000.00	0.00	9,815,000.00	012		X	0115	9,815,000.00
012		21	0403	266,632,000.00	264,024,000.00	2,608,000.00	012		X	4336	3,000,000.00
							012		X	4609	-392,000.00
012		21	0470	22,718,001.00	23,218,000.00	-499,999.00	012		21	0115	-499,999.00
012		X	0502	162,000,000.00	140,500,000.00	21,500,000.00	012		21	0502	21,500,000.00
012		21	0502	567,447,000.00	540,947,000.00	26,500,000.00	012		X	0502	-21,500,000.00
							012		X	4336	48,000,000.00
012		2122	0502	32,500,000.00	5,000,000.00	27,500,000.00	012		X	4085	10,000,000.00
							012		X	4336	17,500,000.00
012		X	0600	691,594,000.00	0.00	691,594,000.00	012		21	0600	691,594,000.00
012		21	0600	436,330,000.00	1,142,924,000.00	-706,594,000.00	012		X	0600	-691,594,000.00
							012		2122	0600	-15,000,000.00
012		2122	0600	15,000,000.00	0.00	15,000,000.00	012		21	0600	15,000,000.00
012		21	0706	15,344,000.00	15,394,000.00	-50,000.00	012		X	4609	-50,000.00
012		X	1004	3,478,887,000.00	5,000,000.00	3,473,887,000.00	012		21	0180	-60,228,000.00
							012		X	4336	3,534,115,000.00
012		21	1004	12,000,000.00	7,000,000.00	5,000,000.00	012		X	4336	5,000,000.00
012		21	1072	50,000,000.00	0.00	50,000,000.00	012		X	4336	50,000,000.00

Appropriations, Outlays, and Balances - Continued

Footnotes

Table 1 - Appropriations and Appropriation Transfers - Department of Agriculture

AID	ATA	Period of Availability	MAIN	Net Appropriations and Appropriation Transfers	Appropriation Amount	Net Appropriation Transfers	AID Involved	ATA Involved	Period of Availability Involved	MAIN Involved	Amount From or To (-)
012		2124	1103	140,107,000.00	140,371,000.00	-264,000.00	012		2124	1122	-264,000.00
012		2124	1104	258,347,000.00	258,760,000.00	-413,000.00	012		2124	1122	-413,000.00
012		2124	1105	262,131,633.00	267,180,000.00	-5,048,367.00	012		2124	1122	-4,861,367.00
							012	014	2124	1105	-187,000.00
012		2124	1106	1,777,323,698.26	1,786,870,000.00	-9,546,301.74	012		2124	1122	-8,696,801.74
							014		2124	1125	-849,500.00
012		X	1115	3,691,233,500.00	1,927,241,000.00	1,763,992,500.00	012		X	1121	1,770,000,000.00
							012		2124	1122	-4,025,000.00
							014		X	1125	-1,982,500.00
012		X	1121	270,000,000.00	2,040,000,000.00	-1,770,000,000.00	012		X	1115	-1,770,000,000.00
012		2124	1122	1,043,252,168.74	1,026,163,000.00	17,089,168.74	012		2124	1103	264,000.00
							012		2124	1104	413,000.00
							012		2124	1105	4,861,367.00
							012		2124	1106	8,696,801.74
							012		X	1115	4,025,000.00
							014		2124	1125	-1,171,000.00
012		21	1143	14,700,949.22	0.00	14,700,949.22	012		X	5531	14,700,949.22
012		X	1500	508,424,000.00	0.00	508,424,000.00	012		21	1500	508,424,000.00
012		21	1500	491,018,000.00	999,442,000.00	-508,424,000.00	012		X	1500	-508,424,000.00
012		21	1502	31,000,000.00	39,000,000.00	-8,000,000.00	012		2122	1502	-8,000,000.00
012		2122	1502	113,000,000.00	0.00	113,000,000.00	012		21	1502	8,000,000.00
							012		X	4336	105,000,000.00
012		X	1600	1,288,260,637.00	788,260,637.00	500,000,000.00	012		X	4336	500,000,000.00
012		21	1600	656,230,000.00	581,230,000.00	75,000,000.00	012		X	4336	75,000,000.00
012		2122	1600	110,396,481.00	643,500,000.00	-533,103,519.00	070		2122	0530	-533,103,519.00
012		X	1801	46,300,000.00	0.00	46,300,000.00	012		21	1801	46,300,000.00
012		21	1801	137,621,000.00	183,921,000.00	-46,300,000.00	012		X	1801	-46,300,000.00
012		X	1900	72,064,739.00	53,043,000.00	19,021,739.00	012		X	4336	19,021,739.00
012		X	1908	60,000,000.00	10,000,000.00	50,000,000.00	012		X	4336	50,000,000.00
012		21	1908	579,630.83	588,268.00	-8,637.17	012		X	4609	-8,637.17
012		21	1955	3,718,770.00	6,000,000.00	-2,281,230.00	012		X	4609	-2,281,230.00
012		X	1980	2,756,533.00	12,756,533.00	-10,000,000.00	012		X	2042	-10,000,000.00
012		X	2042	10,000,000.00	0.00	10,000,000.00	012		X	1980	10,000,000.00

Appropriations, Outlays, and Balances - Continued

Footnotes

Table 1 - Appropriations and Appropriation Transfers - Department of Agriculture

AID	ATA	Period of Availability	MAIN	Net Appropriations and Appropriation Transfers	Appropriation Amount	Net Appropriation Transfers	AID Involved	ATA Involved	Period of Availability Involved	MAIN Involved	Amount From or To (-)
012		21	2069	361,771.13	985,443.00	-623,671.87	012		X	4609	-623,671.87
012		X	2073	7,000,000.00	0.00	7,000,000.00	012		X	4336	7,000,000.00
012		21	2081	66,909,823.48	68,337,323.48	-1,427,500.00	012		X	4609	-1,427,500.00
012		X	2278	391,505,000.00	1,740,000,000.00	-1,348,495,000.00	012	072	X	2278	-1,348,495,000.00
012		2122	2278	525,000,000.00	800,000,000.00	-275,000,000.00	012	072	2122	2278	-275,000,000.00
012		21	2300	45,190,000.00	45,390,000.00	-200,000.00	012		X	4609	-200,000.00
012		X	2500	1,079,935,261.00	543,957,000.00	535,978,261.00	012		X	4336	535,978,261.00
012		21	2500	185,858,000.00	188,358,000.00	-2,500,000.00	012		X	4609	-2,500,000.00
012		X	2501	105,000,000.00	100,000,000.00	5,000,000.00	012		21	2501	5,000,000.00
012		21	2501	81,235,000.00	1,235,000.00	80,000,000.00	012		X	2501	-5,000,000.00
							012		X	4336	85,000,000.00
012		21	2707	66,131,000.00	60,131,000.00	6,000,000.00	012		X	4085	7,000,000.00
							012		X	4609	-1,000,000.00
012		X	2900	3,800,000.00	1,000,000.00	2,800,000.00	012		21	2900	2,800,000.00
012		21	2900	203,724,900.00	221,835,000.00	-18,110,100.00	012		X	2900	-2,800,000.00
							012		2122	2900	-13,310,100.00
							012		X	4609	-2,000,000.00
012		2122	2900	13,310,100.00	0.00	13,310,100.00	012		21	2900	13,310,100.00
012		21	3505	170,845,575,650.00	171,893,625,650.00	-1,048,050,000.00	012		2122	3505	-1,048,050,000.00
012		2122	3505	1,052,050,000.00	4,000,000.00	1,048,050,000.00	012		21	3505	1,048,050,000.00
012		2122	3507	489,647,714.00	467,700,000.00	21,947,714.00	012		X	4336	20,600,000.00
							075		21	0142	1,347,714.00
012		21	3508	156,005,000.00	156,805,000.00	-800,000.00	012		X	4609	-800,000.00
012		X	3539	272,299,000.00	89,299,000.00	183,000,000.00	012		X	5209	183,000,000.00
012		2122	3539	26,067,141,000.00	4,027,083,477.00	22,040,057,523.00	012		X	4336	1,000,000,000.00
							012		X	5209	21,040,057,523.00
012		21	3674	0.00	31,830,730,763.67	-31,830,730,763.67	012		X	4336	-31,830,730,763.67
012		X	3700	150,626,000.00	100,000,000.00	50,626,000.00	012		X	0115	16,046,000.00
							012		21	3700	34,580,000.00
012		21	3700	1,040,623,000.00	1,075,703,000.00	-35,080,000.00	012		X	3700	-34,580,000.00
							012		X	4609	-500,000.00
012		21	3701	709,000.00	809,000.00	-100,000.00	012		X	4609	-100,000.00
012		X	4085	7,707,033,000.21	7,720,033,000.21	-13,000,000.00	012		2122	0502	-10,000,000.00

Appropriations, Outlays, and Balances - Continued

Footnotes

Table 1 - Appropriations and Appropriation Transfers - Department of Agriculture

AID	ATA	Period of Availability	MAIN	Net Appropriations and Appropriation Transfers	Appropriation Amount	Net Appropriation Transfers	AID Involved	ATA Involved	Period of Availability Involved	MAIN Involved	Amount From or To (-)							
012		X	4336	24,705,765,763.67	0.00	24,705,765,763.67	012		21	2707	-7,000,000.00							
							012		X	4336	4,000,000.00							
							012		X	0115	-1,000,000,000.00							
							012		21	0115	-17,500,000.00							
							012		21	0215	-2,250,000.00							
							012		21	0403	-3,000,000.00							
							012		21	0502	-48,000,000.00							
							012		2122	0502	-17,500,000.00							
							012		X	1004	-3,534,115,000.00							
							012		21	1004	-5,000,000.00							
							012		21	1072	-50,000,000.00							
							012		2122	1502	-105,000,000.00							
							012		X	1600	-500,000,000.00							
							012		21	1600	-75,000,000.00							
							012		X	1900	-19,021,739.00							
							012		X	1908	-50,000,000.00							
							012		X	2073	-7,000,000.00							
							012		X	2500	-535,978,261.00							
							012		X	4609	14,423,039.04	0.00	14,423,039.04	012		21	2501	-85,000,000.00
														012		2122	3507	-20,600,000.00
012		2122	3539	-1,000,000,000.00														
012		21	3674	31,830,730,763.67														
012		X	4085	-4,000,000.00														
012		X	5635	-16,000,000.00														
012		X	5636	-30,000,000.00														
012		21	0115	1,950,000.00														
012		21	0126	100,000.00														
012		21	0127	75,000.00														
012		21	0129	50,000.00														
012		21	0136	165,000.00														
012		21	0176	200,000.00														
012		21	0403	392,000.00														
012		21	0706	50,000.00														

Footnotes

Table 1 - Appropriations and Appropriation Transfers - Department of Agriculture

AID	ATA	Period of Availability	MAIN	Net Appropriations and Appropriation Transfers	Appropriation Amount	Net Appropriation Transfers	AID Involved	ATA Involved	Period of Availability Involved	MAIN Involved	Amount From or To (-)
							012		21	1908	8,637.17
							012		21	1955	2,281,230.00
							012		21	2069	623,671.87
							012		21	2081	1,427,500.00
							012		21	2300	200,000.00
							012		21	2500	2,500,000.00
							012		21	2707	1,000,000.00
							012		21	2900	2,000,000.00
							012		21	3508	800,000.00
							012		21	3700	500,000.00
							012		21	3701	100,000.00
012		X	5209	1,211,234,020.61	22,696,566,174.61	-21,485,332,154.00	012		X	3539	-183,000,000.00
							012		2122	3539	-21,040,057,523.00
							013		X	5139	-262,274,631.00
012		X	5215	289,161.00	0.00	289,161.00	014		X	5198	289,161.00
012		X	5531	-14,700,949.22	0.00	-14,700,949.22	012		21	1143	-14,700,949.22
012		X	5635	16,000,000.00	0.00	16,000,000.00	012		X	4336	16,000,000.00
012		X	5636	30,000,000.00	0.00	30,000,000.00	012		X	4336	30,000,000.00
012		X	5716	35,000,000.00	0.00	35,000,000.00	014		X	5715	35,000,000.00
012	014	2124	1105	187,000.00	0.00	187,000.00	012		2124	1105	187,000.00
012	072	X	2278	1,348,495,000.00	0.00	1,348,495,000.00	012		X	2278	1,348,495,000.00
012	072	2122	2278	275,000,000.00	0.00	275,000,000.00	012		2122	2278	275,000,000.00
Total				272,195,941,994.97	272,958,686,269.97	-762,744,275.00					-762,744,275.00

This Page Left Blank Intentionally

Appropriations, Outlays, and Balances - Continued

Appropriation or Fund Account Title	Account Symbol				Balances, Beginning of Fiscal Year	Appropriations and Other Obligational Authority ¹	Transfers Borrowings and Investment (Net) ²	Outlays (Net)	Balances Withdrawn and Other Transactions ³	Balances, End of Fiscal Year
	Period of Availability	ATA	AID	MAIN SUB						
<p>Department of Commerce Departmental Management General Fund Accounts</p>										
Office of Inspector General - Recovery Act, Departmental Management, Commerce Fund Resources:										
Undisbursed Funds	No Year		013	0110	000	1,546,108.96	-----	-----	-----	1,546,108.96
Salaries and Expenses, Departmental Management, Commerce Fund Resources:										
Undisbursed Funds	2021-2022		013	0120	000	-----	750,000.00	-----	-----	750,000.00
	2021					-----	73,000,000.00	-----	70,390,441.06	2,609,558.94
	2020					6,893,610.55	-----	4,765,223.34	-----	2,128,387.21
	2019					2,239,423.08	-----	211,828.78	-----	2,027,594.30
	2018					2,754,519.56	-----	177,975.98	-----	2,576,543.58
	2017-2018					3,055,003.72	-----	-3,055,003.72	-----	-----
	2017					1,334,750.67	-----	-46,898.81	-----	1,381,649.48
	2016-2017					502,324.84	-----	-502,467.42	-----	-----
	2016					3,169,270.98	-----	-4,314.39	3,173,585.37	-----
	2015-2016					339,406.50	-----	-339,406.50	-----	-----
	No Year					205,864.05	-----	-12,650.40	-----	218,514.45
	Subtotal		013	0120	000	20,494,173.95	73,750,000.00	-3,896,877.64	75,481,462.98	3,173,585.37
Renovation and Modernization, Departmental Management, Commerce Fund Resources:										
Undisbursed Funds	2021		013	0123	000	-----	1,123,000.00	-----	948,402.81	174,597.19
	No Year					37,163,564.77	-----	5,284,405.47	-----	31,879,159.30
	Subtotal		013	0123	000	37,163,564.77	1,123,000.00	-----	6,232,808.28	32,053,756.49
Office of the Inspector General, Departmental Management, Commerce Fund Resources:										
Undisbursed Funds	2021-2023		013	0126	000	-----	2,000,000.00	-----	309,203.28	1,690,796.72
	2021-2022					-----	6,556,000.00	-----	521,537.97	6,034,462.03
	2020-2022					3,944,977.32	-----	2,484,584.59	-----	1,460,392.73
	2021					-----	34,000,000.00	-----	28,694,400.38	5,305,599.62
	2020-2021					3,411,529.12	-----	3,175,800.65	-----	235,728.47
	2019-2021					753,645.81	-----	523,456.56	-----	230,189.25
	2020					5,707,456.03	-----	5,078,490.72	-----	628,965.31
	2018-2020					2,407.59	-----	-----	-----	2,407.59
	2019					1,096,112.42	-----	605,520.59	-----	490,591.83
	2017-2019					2,653.51	-----	-----	-----	2,653.51
	2018					2,186,084.62	-----	22,437.32	-----	2,163,647.30
	2017-2018					9,211.62	-----	-----	-----	9,211.62
	2016-2018					17.34	-----	-----	-----	17.34
	2017					893,019.01	-----	38,276.21	-----	854,742.80
	2016-2017					4.68	-----	-----	-----	4.68
	2015-2017					99.26	-----	-----	-----	99.26

Footnotes at End of Chapter

Appropriations, Outlays, and Balances - Continued

Appropriation or Fund Account Title	Account Symbol					Balances, Beginning of Fiscal Year	Appropriations and Other Obligational Authority ¹	Transfers Borrowings and Investment (Net) ²	Outlays (Net)	Balances Withdrawn and Other Transactions ³	Balances, End of Fiscal Year
	Period of Availability	ATA	AID	MAIN	SUB						
	2016					652,048.32	-----	-----	-652.99	652,701.31	-----
	2015-2016					3,097.82	-----	-----	-----	3,097.82	-----
	2014-2016					1,219.36	-----	-----	-----	1,219.36	-----
	No Year					5,556,761.67	2,000,000.00	-----	4,808,538.28	-----	2,748,223.39
	Subtotal		013	0126	000	24,220,345.50	44,556,000.00	-----	46,261,593.56	657,018.49	21,857,733.45
Nonrecurring Expenses Fund, Departmental Management, Commerce											
Fund Resources:											
Undisbursed Funds											
	2021-2023		013	0133	000	-----	20,000,000.00	-----	10,172,601.38	-----	9,827,398.62
	2020-2022					16,914,552.75	-----	-----	14,756,442.55	-----	2,158,110.20
	Subtotal		013	0133	000	16,914,552.75	20,000,000.00	-----	24,929,043.93	-----	11,985,508.82
Intragovernmental Funds											
Working Capital Fund, Departmental Management, Commerce											
Fund Resources:											
Undisbursed Funds											
	No Year		013	4511	000	121,298,602.29	-----	-----	-475,232.66	-----	121,773,834.95
Trust Fund Accounts											
Gifts and Bequests, Departmental Management, Commerce											
Fund Resources:											
Undisbursed Funds											
	No Year		013	8501	000	759,828.37	40,926.75	-----	68,405.70	-----	732,349.42
Total, Departmental Management						222,397,176.59	139,469,926.75	-3,896,877.64	152,498,081.79	3,830,603.86	201,641,540.05
Economic Development Administration											
General Fund Accounts											
Salaries and Expenses, Economic Development Administration, Commerce											
Fund Resources:											
Undisbursed Funds											
	2020-2022		013	0125	000	6,588,739.43	-----	20,000,000.00	19,619,066.65	-----	6,969,672.78
	2021					-----	40,500,000.00	-----	36,680,431.50	-----	3,819,568.50
	2020					3,422,527.20	-----	-----	2,729,635.04	-----	692,892.16
	2019					661,112.76	-----	-----	130,443.14	-----	530,669.62
	2018					825,946.52	-----	-----	4,066.78	-----	821,879.74
	2017					455,142.96	-----	-----	-297.11	-----	455,440.07
	2016					755,459.81	-----	-----	-2,983.13	758,442.94	-----
	No Year					9,476,726.51	-----	8,104,000.00	8,488,904.08	-----	9,091,822.43
	Subtotal		013	0125	000	22,185,655.19	40,500,000.00	28,104,000.00	67,649,266.95	758,442.94	22,381,945.30
Economic Development Assistance Programs, Economic Development											
Administration, Commerce											
Fund Resources:											
Undisbursed Funds											
	2021-2027		013	2050	000	-----	60,000,000.00	-----	1,078,557.14	-----	58,921,442.86
	2021-2022					-----	2,940,000,000.00	-----	-----	-----	2,940,000,000.00
	2020-2022					1,464,740,505.46	-----	-20,000,000.00	405,700,446.05	-----	1,039,040,059.41
	No Year					2,020,170,302.66	295,500,000.00	-8,104,000.00	314,731,860.46	-----	1,992,834,442.20
Transfer To:											
Rural Business Cooperative Service, Agriculture											
	No Year	012	013	2050	034	188,320.56	-----	-----	-----	-----	188,320.56
	Subtotal		013	2050	000	3,485,099,128.68	3,295,500,000.00	-28,104,000.00	721,510,863.65	-----	6,030,984,265.03

Footnotes at End of Chapter

Appropriations, Outlays, and Balances - Continued

Appropriation or Fund Account Title	Account Symbol					Balances, Beginning of Fiscal Year	Appropriations and Other Obligational Authority ¹	Transfers Borrowings and Investment (Net) ²	Outlays (Net)	Balances Withdrawn and Other Transactions ³	Balances, End of Fiscal Year
	Period of Availability	ATA	AID	MAIN	SUB						
Total, Economic Development Administration						3,507,284,783.87	3,336,000,000.00	-----	789,160,130.60	758,442.94	6,053,366,210.33
<p style="text-align: center;">Bureau of the Census</p> <p style="text-align: center;">General Fund Accounts</p>											
Current Surveys and Programs, Bureau of the Census, Commerce Fund Resources:											
Undisbursed Funds	2021		013	0401	000	-----	307,263,000.00	-----	284,645,955.18	-----	22,617,044.82
	2020					23,360,951.65	-----	-----	16,542,321.48	-----	6,818,630.17
	2019					4,610,836.97	-----	-----	1,430,293.33	-----	3,180,543.64
	2018					2,285,879.79	-----	-----	166,784.41	-----	2,119,095.38
	2017					4,088,209.70	-----	-----	26,619.12	-----	4,061,590.58
	2016					894,078.75	-----	-----	18,293.32	875,785.43	-----
	Subtotal		013	0401	000	35,239,956.86	307,263,000.00	-----	302,830,266.84	875,785.43	38,796,904.59
Periodic Censuses and Programs, Bureau of the Census, Commerce Fund Resources:											
Undisbursed Funds	2021-2022		013	0450	000	-----	813,935,000.00	-----	497,027,233.30	-----	316,907,766.70
	2020-2021					2,536,889,485.50	-----	-163,000,000.00	1,699,307,951.24	-----	674,581,534.26
	2019-2021					895,622,780.80	-----	-45,000,000.00	534,409,040.57	-----	316,213,740.23
	2018-2020					97,920,842.69	-----	-----	62,287,066.62	-----	35,633,776.07
	2017-2018					5,819,164.13	-----	-----	352,354.70	-----	5,466,809.43
	2016-2017					10,364,707.82	-----	-----	7,734.41	-----	10,356,973.41
	2015-2016					9,270,209.63	-----	-----	40,265.63	9,229,944.00	-----
	Subtotal		013	0450	000	3,555,887,190.57	813,935,000.00	-208,000,000.00	2,793,431,646.47	9,229,944.00	1,359,160,600.10
<p style="text-align: center;">Intragovernmental Funds</p>											
Census Working Capital Fund, Bureau of the Census, Commerce Fund Resources:											
Undisbursed Funds	2020-2021		013	4512	000	-----	-----	163,000,000.00	139,530.21	-----	162,860,469.79
	2019-2021					-----	-----	45,000,000.00	-----	-----	45,000,000.00
	No Year					538,244,883.30	-----	-----	-71,113,964.17	-----	609,358,847.47
	Subtotal		013	4512	000	538,244,883.30	-----	208,000,000.00	-70,974,433.96	-----	817,219,317.26
Total, Bureau of the Census						4,129,372,030.73	1,121,198,000.00	-----	3,025,287,479.35	10,105,729.43	2,215,176,821.95
<p style="text-align: center;">Economics and Statistics Administration</p> <p style="text-align: center;">General Fund Accounts</p>											
Salaries and Expenses, Economic and Statistical Analysis, Commerce Fund Resources:											
Undisbursed Funds	2021-2022		013	1500	000	-----	111,855,000.00	-----	98,211,068.21	-----	13,643,931.79
	2020-2021					10,670,173.36	-----	-----	9,027,601.15	-----	1,642,572.21
	2019-2020					860,241.97	-----	-----	-209,944.26	-----	1,070,186.23
	2018-2019					997,300.85	-----	-----	184,729.17	-----	812,571.68
	2017-2018					1,177,841.47	-----	-----	51,104.83	-----	1,126,736.64
	2016-2017					1,119,777.54	-----	-----	-1,494.91	-----	1,121,272.45
	2015-2016					1,174,220.25	-----	-----	50,834.00	1,123,386.25	-----

Footnotes at End of Chapter

Appropriations, Outlays, and Balances - Continued

Appropriation or Fund Account Title	Account Symbol				Balances, Beginning of Fiscal Year	Appropriations and Other Obligational Authority ¹	Transfers Borrowings and Investment (Net) ²	Outlays (Net)	Balances Withdrawn and Other Transactions ³	Balances, End of Fiscal Year
	Period of Availability	ATA	AID	MAIN SUB						
Public Enterprise Funds	Subtotal		013	1500 000	15,999,555.44	111,855,000.00	-----	107,313,898.19	1,123,386.25	19,417,271.00
Economics and Statistics Administration Revolving Fund, Economic and Statistical Analysis, Commerce Fund Resources: Undisbursed Funds	No Year		013	4323 000	175,323.92	-----	-----	1,402.92	-----	173,921.00
Total, Economics and Statistics Administration					16,174,879.36	111,855,000.00	-----	107,315,301.11	1,123,386.25	19,591,192.00
International Trade Administration										
General Fund Accounts										
Operations and Administration, International Trade Administration, Commerce Fund Resources: Undisbursed Funds	2021-2022		013	1250 000	-----	70,000,000.00	-----	47,207,578.83	-----	22,792,421.17
	2021				-----	460,000,000.00	-----	404,503,665.56	-----	55,496,334.44
	2020-2021				28,758,683.44	-----	-----	24,031,939.12	-----	4,726,744.32
	2020				56,710,701.62	-----	-----	48,599,170.42	-----	8,111,531.20
	2019-2020				9,889,328.14	-----	-----	1,987,031.51	-----	7,902,296.63
	2018-2019				7,831,371.26	-----	-----	1,122,777.03	-----	6,708,594.23
	2017-2018				11,174,260.14	-----	-----	-36,889.10	-----	11,211,149.24
	2016-2017				8,615,505.51	-----	-----	69,595.98	-----	8,545,909.53
	2015-2016				6,108,097.06	-----	-----	316,398.92	5,791,698.14	-----
	2011-2016				451,725.61	-----	-----	-----	451,725.61	-----
	No Year				5,853,335.95	-----	-----	-2,855,311.76	-----	8,708,647.71
	Subtotal		013	1250 000	135,393,008.73	530,000,000.00	-----	524,945,956.51	6,243,423.75	134,203,628.47
Special Fund Accounts										
Grants to Manufacturers of Worsted Wool Fabrics, International Trade Commission, Commerce Fund Resources: Undisbursed Funds	No Year		013	5521 000	655,837.00	-----	-----	-----	-----	655,837.00
Total, International Trade Administration					136,048,845.73	530,000,000.00	-----	524,945,956.51	6,243,423.75	134,859,465.47
Bureau of Industry and Security										
General Fund Accounts										
Operations and Administration, Bureau of Industry and Security, Commerce Fund Resources: Undisbursed Funds	2019		013	0300 000	894,294.90	-----	-----	688,811.69	-----	205,483.21
	No Year				51,344,706.50	133,000,000.00	-----	136,810,137.54	-----	47,534,568.96
	Subtotal		013	0300 000	52,239,001.40	133,000,000.00	-----	137,498,949.23	-----	47,740,052.17
Total, Bureau of Industry and Security					52,239,001.40	133,000,000.00	-----	137,498,949.23	-----	47,740,052.17
Minority Business Development Agency										
General Fund Accounts										

Footnotes at End of Chapter

Appropriations, Outlays, and Balances - Continued

Appropriation or Fund Account Title	Account Symbol				Balances, Beginning of Fiscal Year	Appropriations and Other Obligational Authority ¹	Transfers Borrowings and Investment (Net) ²	Outlays (Net)	Balances Withdrawn and Other Transactions ³	Balances, End of Fiscal Year	
	Period of Availability	ATA	AID	MAIN							SUB
Minority Business Development, Minority Business Development Agency, Commerce Fund Resources:											
Undisbursed Funds	2021		013	0201	000	-----	48,000,000.00	-----	18,709,074.29	-----	29,290,925.71
	2020-2021					7,600,917.89	-----	-----	7,196,162.82	-----	404,755.07
	2020					21,625,508.50	-----	-----	16,647,601.66	-----	4,977,906.84
	2019					5,850,750.64	-----	-----	3,967,863.90	-----	1,882,886.74
	2018					2,300,667.29	-----	-----	278,995.12	-----	2,021,672.17
	2017					1,367,335.97	-----	-----	63,271.41	-----	1,304,064.56
	2016					421,231.21	-----	-----	3,462.64	417,768.57	-----
	No Year					76,996.42	25,000,000.00	-----	2,535,695.18	-----	22,541,301.24
	Subtotal		013	0201	000	39,243,407.92	73,000,000.00	-----	49,402,127.02	417,768.57	62,423,512.33
Total, Minority Business Development Agency						39,243,407.92	73,000,000.00	-----	49,402,127.02	417,768.57	62,423,512.33
National Oceanic and Atmospheric Administration											
General Fund Accounts											
Operations, Research and Facilities, National Oceanic and Atmospheric Administration, Commerce Fund Resources:											
Undisbursed Funds	2021-2023		013	1450	000	-----	3,174,701.00	-----	55,137.09	-----	3,119,563.91
	2020-2023					15,686,999.16	-----	-----	1,443,163.77	-----	14,243,835.39
	2021-2022					-----	3,808,791,000.00	-----	2,218,116,911.85	-----	1,590,674,088.15
	2020-2022					1,369,156.27	-----	-----	9.80	-----	1,369,146.47
	2021					-----	33,570,388.00	-----	29,568,274.92	-----	4,002,113.08
	2020-2021					1,603,625,508.36	-----	-----	1,026,539,368.78	-----	577,086,139.58
	2019-2021					7,209,340.38	-----	-----	3,961,733.42	-----	3,247,606.96
	2020					1,742,943.25	-----	-----	538,027.60	-----	1,204,915.65
	2019-2020					599,915,233.63	-----	-----	344,095,788.06	-----	255,819,445.57
	2018-2020					968,653.94	-----	-----	948,537.42	-----	20,116.52
	2019					2,000,505.64	-----	-----	1,379.52	-----	1,999,126.12
	2018-2019					231,916,611.11	-----	-----	108,719,512.29	-----	123,197,098.82
	2017-2019					6,297.59	-----	-----	-----	-----	6,297.59
	2018					3,839,893.05	-----	-----	-----	-----	3,839,893.05
	2017-2018					64,377,589.11	-----	-----	22,659,930.08	-----	41,717,659.03
	2016-2018					67,014.43	-----	-----	-----	-----	67,014.43
	2017					2,034,312.45	-----	-----	-----	-----	2,034,312.45
	2016-2017					35,389,113.08	-----	-----	6,579,185.60	-----	28,809,927.48
	2015-2017					960,324.55	-----	-----	-----	-----	960,324.55
	2016					873,148.94	-----	-----	-----	873,148.94	-----
	2015-2016					27,341,427.43	-----	-----	507,885.78	26,833,541.65	-----
	2014-2016					289,059.20	-----	-----	-----	289,059.20	-----
	No Year					229,201,258.77	244,630,857.00	-1,998.00	216,898,404.86	-----	256,931,712.91
Funds Held Outside the Treasury						434,204.67	-----	1,998.00	-----	-----	436,202.67

Footnotes at End of Chapter

Appropriations, Outlays, and Balances - Continued

Appropriation or Fund Account Title	Account Symbol				Balances, Beginning of Fiscal Year	Appropriations and Other Obligational Authority ¹	Transfers Borrowings and Investment (Net) ²	Outlays (Net)	Balances Withdrawn and Other Transactions ³	Balances, End of Fiscal Year	
	Period of Availability	ATA	AID	MAIN							SUB
	Subtotal		013	1450	000	2,829,248,595.01	4,090,166,946.00	-----	3,980,633,250.84	27,995,749.79	2,910,786,540.38
Pacific Coastal Salmon Recovery, National Oceanic and Atmospheric, Commerce Fund Resources:											
Undisbursed Funds	2021-2022		013	1451	000	-----	64,935,000.00	-----	229,747.13	-----	64,705,252.87
	2020-2021					64,741,956.17	-----	-----	9,518,729.54	-----	55,223,226.63
	2019-2020					54,651,353.11	-----	-----	12,158,138.79	-----	42,493,214.32
	2018-2019					42,221,279.26	-----	-----	12,900,199.35	-----	29,321,079.91
	2017-2018					24,222,346.31	-----	-----	11,045,509.93	-----	13,176,836.38
	2016-2017					14,158,599.21	-----	-----	12,010,365.07	-----	2,148,234.14
	2015-2016					369,720.78	-----	-----	307,267.92	62,452.86	-----
	Subtotal		013	1451	000	200,365,254.84	64,935,000.00	-----	58,169,957.73	62,452.86	207,067,844.25
Gulf Coast Ecosystem Restoration Science, Observation, Monitoring and Technology, National Oceanic and Atmospheric Administration, Commerce Fund Resources:											
Undisbursed Funds	No Year		013	1455	000	11,007,186.84	-----	-----	-59,511.31	-----	11,066,698.15
Fisheries Finance Program Account, National Oceanic and Atmospheric Administration, Commerce Fund Resources:											
Undisbursed Funds	No Year		013	1456	000	3,142,622.72	3,564,240.85	-----	3,562,086.03	-----	3,144,777.54
Procurement, Acquisition and Construction, National Oceanic and Atmospheric Administration, Commerce Fund Resources:											
Undisbursed Funds	2021-2023		013	1460	000	-----	1,369,526,764.00	-----	243,718,020.95	-----	1,125,808,743.05
	2021-2022					-----	31,574,000.00	-----	686,599.39	-----	30,887,400.61
	2020-2022					1,154,220,677.43	-----	-----	500,980,329.60	-----	653,240,347.83
	2020-2021					1,000,000.00	-----	-----	-----	-----	1,000,000.00
	2019-2021					690,498,245.98	-----	-----	421,630,441.67	-----	268,867,804.31
	2019-2020					6,073,000.00	-----	-----	-----	-----	6,073,000.00
	2018-2020					329,825,955.21	-----	-----	198,592,642.55	-----	131,233,312.66
	2017-2019					33,725,506.30	-----	-----	24,785,096.49	-----	8,940,409.81
	2016-2018					9,015,128.45	-----	-----	1,073,531.40	-----	7,941,597.05
	2015-2017					5,565,504.30	-----	-----	301,716.42	-----	5,263,787.88
	2014-2016					4,370,332.41	-----	-----	-449.43	4,370,781.84	-----
	No Year					565,462,076.80	159,396,678.00	-----	80,484,677.49	-----	644,374,077.31
	Subtotal		013	1460	000	2,799,756,426.88	1,560,497,442.00	-----	1,472,252,606.53	4,370,781.84	2,883,630,480.51
NOAA Accrual Contribution to the Uniformed Services Retiree Health, Commerce Fund Resources:											
Undisbursed Funds	2021		013	1465	000	-----	1,591,164.00	-----	1,591,164.00	-----	-----
	2017					570,988.00	-----	-----	-----	-----	570,988.00
	2016					650,950.00	-----	-----	-----	650,950.00	-----
	Subtotal		013	1465	000	1,221,938.00	1,591,164.00	-----	1,591,164.00	650,950.00	570,988.00
Fisheries Disaster Assistance, National Oceanic and Atmospheric											

Footnotes at End of Chapter

Appropriations, Outlays, and Balances - Continued

Appropriation or Fund Account Title	Account Symbol				Balances, Beginning of Fiscal Year	Appropriations and Other Obligational Authority ¹	Transfers Borrowings and Investment (Net) ²	Outlays (Net)	Balances Withdrawn and Other Transactions ³	Balances, End of Fiscal Year
	Period of Availability	ATA	AID	MAIN						
Administration, Commerce Fund Resources: Undisbursed Funds	2021		013	2055	000	----- 299,700,000.00	----- -----	15,745,200.84	----- -----	283,954,799.16
	2020-2021					298,187,430.20	----- -----	216,578,192.45	----- -----	81,609,237.75
	No Year					271,850,532.30	----- -----	30,168,438.78	----- -----	241,682,093.52
	Subtotal		013	2055	000	570,037,962.50	----- -----	262,491,832.07	----- -----	607,246,130.43
Special Fund Accounts										
Fishermen's Contingency Fund, National Oceanic and Atmospheric Administration, Commerce Fund Resources: Undisbursed Funds	No Year		013	5120	000	1,202,889.91	----- -----	99,455.10	----- -----	1,103,789.46
Foreign Fishing Observer Fund, National Oceanic and Atmospheric Administration, Commerce Fund Resources: Undisbursed Funds	No Year		013	5122	000	1,422,796.64	----- -----	----- -----	----- -----	1,423,337.71
Promote and Develop Fishery Products and Research Pertaining to American Fisheries, National Oceanic and Atmospheric Administration, Commerce Fund Resources: Undisbursed Funds	No Year		013	5139	000	27,093,659.19	----- -----	6,417,634.15	----- -----	36,779,656.04
Marine Mammal Unusual Mortality Event Fund, National Oceanic and Atmospheric Administration, Commerce Fund Resources: Undisbursed Funds	No Year		013	5283	000	33,417.05	----- -----	----- -----	----- -----	34,479.32
Limited Access System Administration Fund, National Oceanic and Atmospheric Administration, Commerce Fund Resources: Undisbursed Funds	No Year		013	5284	000	31,595,634.40	----- -----	12,094,194.41	----- -----	31,464,315.04
Environmental Improvement and Restoration Fund, National Oceanic and Atmospheric Administration, Commerce Fund Resources: Undisbursed Funds	No Year		013	5362	000	26,003,941.40	----- -----	6,265,074.13	----- -----	26,660,384.46
Western Pacific Sustainable Fisheries Fund, National Oceanic and Atmospheric Administration, Commerce Fund Resources: Undisbursed Funds	No Year		013	5439	000	1,066,318.76	----- -----	22,175.92	----- -----	1,633,512.84
Fisheries Enforcement Asset Forfeiture Fund, National Oceanic and Atmospheric Administration, Commerce Fund Resources: Undisbursed Funds	No Year		013	5583	000	19,214,251.35	----- -----	3,124,337.97	----- -----	13,232,962.47
Sanctuaries Enforcement Asset Forfeiture Fund, National Oceanic and Atmospheric Administration, Commerce Fund Resources: Undisbursed Funds	No Year		013	5584	000	268,640.58	----- -----	28,548.71	----- -----	532,643.93
North Pacific Fishery Observer Fund, National Oceanic and Atmospheric Administration, Commerce Fund Resources: Undisbursed Funds	No Year		013	5598	000	6,181,786.65	----- -----	2,787,891.13	----- -----	5,851,179.29
Public Enterprise Funds										

Footnotes at End of Chapter

Appropriations, Outlays, and Balances - Continued

Appropriation or Fund Account Title	Account Symbol				Balances, Beginning of Fiscal Year	Appropriations and Other Obligational Authority ¹	Transfers Borrowings and Investment (Net) ²	Outlays (Net)	Balances Withdrawn and Other Transactions ³	Balances, End of Fiscal Year	
	Period of Availability	ATA	AID	MAIN							SUB
Coastal Zone Management Fund, National Oceanic Atmospheric Administration, Commerce Fund Resources: Undisbursed Funds	No Year		013	4313	000	-----	-----	-----	-840,775.69	4 840,775.69	-----
Damage Assessment and Restoration Revolving Fund, National Oceanic and Atmospheric Administration, Commerce Fund Resources: Undisbursed Funds	No Year		013	4316	000	203,822,196.52	4,248,701.25	193,451,843.47	17,742,329.27	-----	383,780,411.97
Total, National Oceanic and Atmospheric Administration						6,732,685,519.24	6,065,175,730.25	193,451,843.47	5,826,382,250.99	38,920,710.18	7,126,010,131.79
U.S. Patent and Trademark Office											
General Fund Accounts											
Salaries and Expenses, United States Patent and Trademark Office, Commerce Fund Resources: Undisbursed Funds	No Year		013	1006	000	2,118,421,257.92	-2,000,000.00	231,883,272.32	-75,641,441.85	-----	2,423,945,972.09
Patent and Trademark Fee Reserve Fund, United States Patent and Trademark Office, Commerce Fund Resources: Undisbursed Funds	No Year		013	1008	000	231,883,272.32	-----	-231,883,272.32	-----	-----	-----
Total, U.S. Patent and Trademark Office						2,350,304,530.24	-2,000,000.00	-----	-75,641,441.85	-----	2,423,945,972.09
National Technical Information Service											
Public Enterprise Funds											
NTIS Revolving Fund, National Technical Information Service, Commerce Fund Resources: Undisbursed Funds	No Year		013	4295	000	16,184,302.73	-----	-----	-2,516,618.90	-----	18,700,921.63
Total, National Technical Information Service						16,184,302.73	-----	-----	-2,516,618.90	-----	18,700,921.63
National Institute of Standards and Technology											
General Fund Accounts											
Scientific and Technical Research and Services, National Institute of Standards and Technology, Commerce Fund Resources: Undisbursed Funds	2021		013	0500	000	-----	1,500,000.00	-----	602,228.73	-----	897,771.27
	2020-2021					2,874,390.34	-----	-----	2,368,542.28	-----	505,848.06
	2020					846,102.79	-----	-----	732,832.29	-----	113,270.50
	2019					107,134.16	-----	-----	83,022.94	-----	24,111.22
	2018					152,024.28	-----	-----	-----	-----	152,024.28
	2017					18,762.44	-----	-----	-----	-----	18,762.44
	2016					15,057.33	-----	-----	-----	15,057.33	-----
	No Year					216,806,744.97	789,500,000.00	-----	764,655,764.92	-----	241,650,980.05
	Subtotal		013	0500	000	220,820,216.31	791,000,000.00	-----	768,442,391.16	15,057.33	243,362,767.82
Wireless Innovation(WIN) Fund, National Institute of Standards and Technology, Commerce Fund Resources: Undisbursed Funds	2012-2022		013	0513	000	139,567,221.01	-----	-----	49,131,066.83	-----	90,436,154.18

Footnotes at End of Chapter

Appropriations, Outlays, and Balances - Continued

Appropriation or Fund Account Title	Account Symbol					Balances, Beginning of Fiscal Year	Appropriations and Other Obligational Authority ¹	Transfers Borrowings and Investment (Net) ²	Outlays (Net)	Balances Withdrawn and Other Transactions ³	Balances, End of Fiscal Year
	Period of Availability	ATA	AID	MAIN	SUB						
Construction of Research Facilities, National Institute of Standards and Technology, Commerce Fund Resources: Undisbursed Funds	No Year		013	0515	000	425,884,153.00	80,000,000.00	-----	120,771,702.93	-----	385,112,450.07
Industrial Technology Services, National Institute of Standards and Technology, Commerce Fund Resources: Undisbursed Funds	2021-2022		013	0525	000	-----	150,000,000.00	-----	6,980,691.74	-----	143,019,308.26
	2020-2021					54,379,159.16	-----	-----	44,086,243.41	-----	10,292,915.75
	No Year					195,667,682.74	166,500,000.00	-----	188,687,665.32	-----	173,480,017.42
	Subtotal		013	0525	000	250,046,841.90	316,500,000.00	-----	239,754,600.47	-----	326,792,241.43
Scientific and Technical Research and Services - Recovery Act, National Institute of Standards and Technology, Commerce Fund Resources: Undisbursed Funds	No Year		013	0549	000	112,732.89	-----	-----	-----	-----	112,732.89
Intragovernmental Funds											
Working Capital Fund, National Institute of Standards and Technology, Commerce Fund Resources: Undisbursed Funds	No Year		013	4650	000	311,037,937.74	-----	-----	-62,344,140.46	-----	373,382,078.20
Total, National Institute of Standards and Technology						1,347,469,102.85	1,187,500,000.00	-----	1,115,755,620.93	15,057.33	1,419,198,424.59
National Telecommunications and Information Administration											
General Fund Accounts											
State and Local Implementation Fund, National Telecommunications and Information Administration, Commerce Fund Resources: Undisbursed Funds	2012-2022		013	0516	000	23,564,677.71	-----	-----	3,912,941.95	-----	19,651,735.76
Salaries and Expenses, National Telecommunications and Information Administration, Commerce Fund Resources: Undisbursed Funds	2021-2022		013	0550	000	-----	45,500,000.00	-----	9,072,674.33	-----	36,427,325.67
	2020-2021					24,520,669.96	-----	-----	21,827,936.35	-----	2,692,733.61
	2019-2020					223,785.29	-----	-----	51,360.03	-----	172,425.26
	2019					2,031,224.94	-----	-----	536,834.92	-----	1,494,390.02
	2018-2019					1,422,496.12	-----	-----	338,104.02	-----	1,084,392.10
	2017-2018					576,831.06	-----	-----	-2,349.16	-----	579,180.22
	2016-2017					776,571.13	-----	-----	17,643.24	-----	758,927.89
	2015-2016					951,936.25	-----	-----	-----	951,936.25	-----
	No Year					39,922,493.33	-----	-----	-29,118,473.36	-----	69,040,966.69
	Subtotal		013	0550	000	70,426,008.08	45,500,000.00	-----	2,723,730.37	951,936.25	112,250,341.46
Public Telecommunications Facilities, Planning and Construction, National Telecommunications and Information, Commerce Fund Resources: Undisbursed Funds	No Year		013	0551	000	1,215,489.00	-----	-----	9,177.97	-----	1,206,311.03

Footnotes at End of Chapter

Appropriations, Outlays, and Balances - Continued

Appropriation or Fund Account Title	Account Symbol				Balances, Beginning of Fiscal Year	Appropriations and Other Obligational Authority ¹	Transfers Borrowings and Investment (Net) ²	Outlays (Net)	Balances Withdrawn and Other Transactions ³	Balances, End of Fiscal Year	
	Period of Availability	ATA	AID	MAIN							SUB
Information Infrastructure Grants, National Telecommunications and Information Administration, Commerce Fund Resources: Undisbursed Funds	No Year		013	0552	000	12,284.71	-----	12,284.71	-----	-----	
Broadband Connectivity Fund, National Telecommunications and Information Administration, Commerce Fund Resources: Undisbursed Funds	No Year		013	0560	000	-----	1,300,000,000.00	4,309,229.71	-----	1,295,690,770.29	
Connecting Minority Communities Fund, National Telecommunications and Information Administration, Commerce Fund Resources: Undisbursed Funds	No Year		013	0561	000	-----	285,000,000.00	1,691,557.52	-----	283,308,442.48	
Special Fund Accounts											
Digital Television Transition and Public Safety Fund, National Telecommunications and Information Administration, Commerce Fund Resources: Undisbursed Funds	No Year		013	5396	000	8,815,899,701.54	-----	3,016,777.12	-----	8,812,882,924.42	
Public Enterprise Funds											
Network Construction Fund, Telecommunications and Information Administration, Commerce Fund Resources: Undisbursed Funds	2012-2022		013	4358	000	2,924,662,907.97	-----	1,491,275,547.16	-----	1,433,387,360.81	
First Responder Network Authority, National Telecommunications and Information Administration, Commerce Fund Resources: Undisbursed Funds	2012-2027		013	4421	000	428,235,445.47	-----	-6,117,747.29	-----	434,353,192.76	
Trust Fund Accounts											
Public Safety Trust Fund, National Telecommunications and Information Administration, Commerce Fund Resources: Undisbursed Funds	2012-2022		013	8233	000	18,926,215.92	4,498,269,155.99	-4,498,268,691.66	6,167,494.48	-----	12,759,185.77
Unrealized Discount on Investments						-8,918,876.18	-----	4,911,681.96	-----	-----	-4,007,194.22
Investments in US Treasury Securities						7,665,715,184.52	-----	4,493,357,009.70	-----	-----	12,159,072,194.22
	Subtotal		013	8233	000	7,675,722,524.26	4,498,269,155.99	-----	6,167,494.48	-----	12,167,824,185.77
Total, National Telecommunications and Information Administration						19,939,739,038.74	6,128,769,155.99	-----	1,507,000,993.70	951,936.25	24,560,555,264.78
Deductions for Offsetting Receipts											
Proprietary Receipts from the Public						-----	-10,964,248.86	-----	-17,204,371.15	-----	-----
Intrabudgetary Receipts Deducted by Agency						-----	-3,519,947.18	-----	-3,519,947.18	-----	-----
Offsetting Governmental Receipts						-----	-2,435,601.15	-----	-2,435,601.15	-----	-----
Total, Offsetting Receipts						-----	-16,919,797.19	-----	-23,159,919.48	-----	-----
Total, Department of Commerce						38,489,142,619.40	18,807,048,015.80	189,554,965.83	13,133,928,911.00	62,367,058.56	44,283,209,509.18
Memorandum											
Financing Accounts											
Public Enterprise Funds											

Footnotes at End of Chapter

Appropriations, Outlays, and Balances - Continued

Appropriation or Fund Account Title	Account Symbol				Balances, Beginning of Fiscal Year	Appropriations and Other Obligational Authority ¹	Transfers Borrowings and Investment (Net) ²	Outlays (Net)	Balances Withdrawn and Other Transactions ³	Balances, End of Fiscal Year	
	Period of Availability	ATA	AID	MAIN							SUB
Fisheries Finance, Direct Loan Financing Account, National Oceanic Atmospheric Administration, Commerce Fund Resources:											
Undisbursed Funds	No Year		013	4324	000	109,136.19	-----	-980,509.82	-1,827,509.12	-----	956,135.49
Authority to Borrow from the Treasury						124,368,783.89	95,757,053.28	-93,793,133.83	-----	2,745,661.13	123,587,042.21
Subtotal			013	4324	000	124,477,920.08	95,757,053.28	-94,773,643.65	-1,827,509.12	2,745,661.13	124,543,177.70
Total, Financing Accounts						124,477,920.08	95,757,053.28	-94,773,643.65	-1,827,509.12	2,745,661.13	124,543,177.70

Footnotes at End of Chapter

Appropriations, Outlays, and Balances - Continued

Footnotes

- 1 The amounts in this column, unless otherwise footnoted, represent appropriations, increases and rescissions in borrowing authority or new contract authority. Appropriation accounts with appropriation transfer activity are presented in Table 1 (Appropriations and Appropriation Transfers) at the end of this chapter.
- 2 The amounts in this column, unless otherwise footnoted, represent transfers - other than appropriation transfers, borrowings (gross), investments (net), unrealized discounts or funds held outside the Treasury.
- 3 The amounts in this column, unless otherwise footnoted, represent obligated balances canceled for fiscal year 2016 pursuant to 31 U.S.C. 1553 and adjustments to borrowing and contract authority.
- 4 Represents capital transfer to miscellaneous receipts.

Footnotes

Table 1 - Appropriations and Appropriation Transfers - Department of Commerce

AID	ATA	Period of Availability	MAIN	Net Appropriations and Appropriation Transfers	Appropriation Amount	Net Appropriation Transfers	AID Involved	ATA Involved	Period of Availability Involved	MAIN Involved	Amount From or To (-)
013		2122	0120	750,000.00	0.00	750,000.00	013		2122	0450	750,000.00
013		X	0126	2,000,000.00	0.00	2,000,000.00	013		X	1006	2,000,000.00
013		2122	0126	6,556,000.00	3,000,000.00	3,556,000.00	013		2122	0450	3,556,000.00
013		2123	0126	2,000,000.00	0.00	2,000,000.00	013		2123	1460	2,000,000.00
013		2122	0450	813,935,000.00	818,241,000.00	-4,306,000.00	013		2122	0120	-750,000.00
							013		2122	0126	-3,556,000.00
013		X	0500	789,500,000.00	788,000,000.00	1,500,000.00	015		X	0404	1,500,000.00
013		21	0500	1,500,000.00	0.00	1,500,000.00	525		21	1650	1,500,000.00
013		X	1006	-2,000,000.00	0.00	-2,000,000.00	013		X	0126	-2,000,000.00
013		X	1450	244,630,857.00	0.00	244,630,857.00	013		X	1460	-1,540,143.00
							013		X	5139	246,171,000.00
013		21	1450	33,570,388.00	33,270,388.00	300,000.00	013		21	2055	300,000.00
013		2122	1450	3,808,791,000.00	3,840,300,000.00	-31,509,000.00	013		2122	1451	65,000.00
							013		2122	1460	-31,574,000.00
013		2123	1450	3,174,701.00	0.00	3,174,701.00	013		2123	1460	3,174,701.00
013		2122	1451	64,935,000.00	65,000,000.00	-65,000.00	013		2122	1450	-65,000.00
013		X	1460	159,396,678.00	0.00	159,396,678.00	013		X	1450	1,540,143.00
							013		2123	1460	157,856,535.00
013		2122	1460	31,574,000.00	0.00	31,574,000.00	013		2122	1450	31,574,000.00
013		2123	1460	1,369,526,764.00	1,532,558,000.00	-163,031,236.00	013		2123	0126	-2,000,000.00
							013		2123	1450	-3,174,701.00
							013		X	1460	-157,856,535.00
013		2122	2050	2,940,000,000.00	3,000,000,000.00	-60,000,000.00	013		2127	2050	-60,000,000.00
013		2127	2050	60,000,000.00	0.00	60,000,000.00	013		2122	2050	60,000,000.00
013		21	2055	299,700,000.00	300,000,000.00	-300,000.00	013		21	1450	-300,000.00
013		X	4316	4,248,701.25	0.00	4,248,701.25	014		X	5198	4,248,701.25
013		X	5139	16,103,631.00	0.00	16,103,631.00	012		X	5209	262,274,631.00
							013		X	1450	-246,171,000.00
013		X	5362	6,921,517.19	0.00	6,921,517.19	014		X	5425	6,921,517.19
Total				10,656,814,237.44	10,380,369,388.00	276,444,849.44					276,444,849.44

This Page Left Blank Intentionally

Appropriations, Outlays, and Balances - Continued

Appropriation or Fund Account Title	Account Symbol				Balances, Beginning of Fiscal Year	Appropriations and Other Obligational Authority ¹	Transfers Borrowings and Investment (Net) ²	Outlays (Net)	Balances Withdrawn and Other Transactions ³	Balances, End of Fiscal Year	
	Period of Availability	ATA	AID	MAIN							SUB
Department of Defense--Military Programs											
Military Personnel											
Department of the Army											
General Fund Accounts											
Medicare-Eligible Retiree Health Fund Contribution, Army Fund Resources: Undisbursed Funds	2021		021	1004	000	-----	2,351,028,000.00	-----	2,351,028,000.00	-----	-----
Medicare-Eligible Retiree Health Fund Contribution, Reserve Personnel, Army Fund Resources: Undisbursed Funds	2021		021	1005	000	-----	418,065,000.00	-----	418,065,000.00	-----	-----
Medicare-Eligible Retiree Health Fund Contribution, National Guard Personnel, Army Fund Resources: Undisbursed Funds	2021		021	1006	000	-----	747,154,000.00	-----	747,154,000.00	-----	-----
Military Personnel, Army Fund Resources: Undisbursed Funds	2021		021	2010	000	-----	47,827,481,000.00	112,868,000.00	⁴ 45,482,407,779.48	-----	2,457,941,220.52
	2020					2,955,596,721.50	-----	-----	2,638,314,597.68	-----	317,282,123.82
	2019					346,402,506.31	-----	-121,739,000.00	58,824,608.85	-----	165,838,897.46
	2018					342,245,886.86	-----	-----	16,760,125.12	-----	325,485,761.74
	2017					124,636,569.44	-----	-----	5,265,208.61	-----	119,371,360.83
	2016					371,151,386.95	-----	-----	2,936,013.03	368,215,373.92	-----
	No Year					1,810,704.48	-----	-----	-19,756.49	-----	1,830,460.97
	Subtotal		021	2010	000	4,141,843,775.54	47,827,481,000.00	-8,871,000.00	48,204,488,576.28	368,215,373.92	3,387,749,825.34
National Guard Personnel, Army Fund Resources: Undisbursed Funds	2021		021	2060	000	-----	9,362,983,000.00	-----	9,592,425,958.28	-----	⁵ -229,442,958.28
	2020					240,867,830.05	-----	-----	171,056,885.23	-----	69,810,944.82
	2019					162,338,996.55	-----	-----	19,240,566.08	-----	143,098,430.47
	2018					250,056,946.98	-----	-----	68,898,648.60	-----	181,158,298.38
	2017					304,937,890.69	-----	-----	1,964,999.53	-----	302,972,891.16
	2016					285,341,905.19	-----	-----	757,561.30	284,584,343.89	-----
	Subtotal		021	2060	000	1,243,543,569.46	9,362,983,000.00	-----	9,854,344,619.02	284,584,343.89	467,597,606.55
Reserve Personnel, Army Fund Resources: Undisbursed Funds	2021		021	2070	000	-----	5,071,329,000.00	-----	⁶ 4,861,133,381.47	-----	210,195,618.53
	2020					386,201,345.36	-----	-33,400,000.00	200,201,280.18	-----	152,600,065.18
	2019					58,080,705.97	-----	-2,000,000.00	4,163,390.48	-----	51,917,315.49
	2018					62,120,881.36	-----	-----	2,762,902.93	-----	59,357,978.43
	2017					167,886,750.23	-----	-----	973,618.27	-----	166,913,131.96
	2016					86,715,180.60	-----	-----	1,140,221.03	85,574,959.57	-----
	Subtotal		021	2070	000	761,004,863.52	5,071,329,000.00	-35,400,000.00	5,070,374,794.36	85,574,959.57	640,984,109.59

Footnotes at End of Chapter

Appropriations, Outlays, and Balances - Continued

Appropriation or Fund Account Title	Account Symbol				Balances, Beginning of Fiscal Year	Appropriations and Other Obligational Authority ¹	Transfers Borrowings and Investment (Net) ²	Outlays (Net)	Balances Withdrawn and Other Transactions ³	Balances, End of Fiscal Year
	Period of Availability	ATA	AID	MAIN						
Total, Military Personnel, Department of the Army					6,146,392,208.52	65,778,040,000.00	-44,271,000.00	66,645,454,989.66	738,374,677.38	4,496,331,541.48
Department of the Navy										
General Fund Accounts										
Medicare-Eligible Retiree Health Fund Contribution, Navy Fund Resources: Undisbursed Funds	2021		017	1000	000	-----	1,672,942,000.00	-----	1,672,942,000.00	-----
Medicare-Eligible Retiree Health Fund Contribution, Marine Corps Fund Resources: Undisbursed Funds	2021		017	1001	000	-----	905,377,000.00	-----	905,377,000.00	-----
Medicare-Eligible Retiree Health Fund Contribution, Reserve Personnel, Navy Fund Resources: Undisbursed Funds	2021		017	1002	000	-----	146,219,000.00	-----	146,219,000.00	-----
Medicare-Eligible Retiree Health Fund Contribution, Reserve Personnel, Marine Corps Fund Resources: Undisbursed Funds	2021		017	1003	000	-----	82,118,000.00	-----	82,118,000.00	-----
Military Personnel, Marine Corps Fund Resources: Undisbursed Funds	2021		017	1105	000	-----	14,452,544,000.00	22,027,000.00	13,572,469,405.30	-----
						931,214,621.01	-----	-75,000,000.00	777,012,431.90	-----
						109,567,448.18	-----	-39,500,000.00	31,464,446.93	-----
						38,325,168.78	-----	-----	7,700,630.37	-----
						41,734,419.82	-----	-----	3,067,827.16	-----
						63,102,057.69	-----	-----	2,499,046.85	60,603,010.84
	Subtotal		017	1105	000	1,183,943,715.48	14,452,544,000.00	-92,473,000.00	14,394,213,788.51	60,603,010.84
Reserve Personnel, Marine Corps Fund Resources: Undisbursed Funds	2021		017	1108	000	-----	787,339,000.00	-----	748,097,767.52	-----
						71,804,270.51	-----	-20,500,000.00	33,425,187.38	-----
						7,000,667.38	-----	-----	597,436.54	-----
						6,216,647.62	-----	-----	82,116.76	-----
						7,137,523.34	-----	-----	104,734.35	-----
						11,972,797.31	-----	-----	-13,873.49	11,986,670.80
	Subtotal		017	1108	000	104,131,906.16	787,339,000.00	-20,500,000.00	782,293,369.06	11,986,670.80
Reserve Personnel, Navy Fund Resources: Undisbursed Funds	2021		017	1405	000	-----	2,191,545,000.00	-----	2,064,687,474.21	-----
						119,339,406.93	-----	-1,500,000.00	107,571,010.30	-----
						2,833,203.64	-----	-5,500,000.00	-12,053,228.84	-----
						10,258,916.46	-----	-----	-318,229.52	-----
						13,612,650.36	-----	-----	-167,113.03	-----
						8,383,539.98	-----	-----	39,717.86	8,343,822.12

Footnotes at End of Chapter

Appropriations, Outlays, and Balances - Continued

Appropriation or Fund Account Title	Account Symbol				Balances, Beginning of Fiscal Year	Appropriations and Other Obligational Authority ¹	Transfers Borrowings and Investment (Net) ²	Outlays (Net)	Balances Withdrawn and Other Transactions ³	Balances, End of Fiscal Year
	Period of Availability	ATA	AID	MAIN SUB						
Subtotal		017	1405	000	154,427,717.37	2,191,545,000.00	-7,000,000.00	2,159,759,630.98	8,343,822.12	170,869,264.27
Military Personnel, Navy Fund Resources:										
Undisbursed Funds	2021	017	1453	000	-----	34,150,478,000.00	73,550,000.00	32,488,057,270.24	-----	1,735,970,729.76
	2020				1,658,679,555.70	-----	-----	1,578,491,123.35	-----	80,188,432.35
	2019				219,955,661.12	-----	-----	44,703,803.88	-----	175,251,857.24
	2018				129,020,071.13	-----	-----	7,533,427.21	-----	121,486,643.92
	2017				125,569,544.77	-----	-----	4,835,106.82	-----	120,734,437.95
	2016				61,593,438.50	-----	-----	1,279,623.91	60,313,814.59	-----
	No Year				1,145,963.45	-----	-----	0.02	-----	1,145,963.43
Subtotal		017	1453	000	2,195,964,234.67	34,150,478,000.00	73,550,000.00	34,124,900,355.43	60,313,814.59	2,234,778,064.65
Total, Military Personnel, Department of the Navy					3,638,467,573.68	54,388,562,000.00	-46,423,000.00	54,267,823,143.98	141,247,318.35	3,571,536,111.35
Department of the Air Force										
General Fund Accounts										
Medicare-Eligible Retiree Health Fund Contribution, Air Force Fund Resources:										
Undisbursed Funds	2021	057	1007	000	-----	1,623,213,000.00	-----	1,623,213,000.00	-----	-----
Medicare-Eligible Retiree Health Fund Contribution, Reserve Personnel, Air Force Fund Resources:										
Undisbursed Funds	2021	057	1008	000	-----	150,472,000.00	-----	150,472,000.00	-----	-----
Medicare-Eligible Retiree Health Fund Contribution, National Guard Personnel, Air Force Fund Resources:										
Undisbursed Funds	2021	057	1009	000	-----	279,223,000.00	-----	279,223,000.00	-----	-----
Military Personnel, Air Force Fund Resources:										
Undisbursed Funds	2021	057	3500	000	-----	33,959,856,000.00	161,858,000.00	31,835,366,789.47	-----	2,286,347,210.53
	2020				1,922,679,708.32	-----	-210,821,000.00	1,370,783,630.71	-----	341,075,077.61
	2019				556,431,466.68	-----	-40,000,000.00	105,365,338.39	-----	411,066,128.29
	2018				47,393,947.22	-----	-----	403,644.86	-----	46,990,302.36
	2017				508,932,172.31	-----	-----	4,092,083.71	-----	504,840,088.60
	2016				449,780,750.62	-----	-----	-7,946,191.10	457,726,941.72	-----
	No Year				269,666.50	-----	-----	-----	-----	269,666.50
Subtotal		057	3500	000	3,485,487,711.65	33,959,856,000.00	-88,963,000.00	33,308,065,296.04	457,726,941.72	3,590,588,473.89
Reserve Personnel, Air Force Fund Resources:										
Undisbursed Funds	2021	057	3700	000	-----	2,215,589,000.00	-----	1,987,192,289.65	-----	228,396,710.35
	2020				250,216,017.01	-----	-17,589,000.00	170,903,399.22	-----	61,723,617.79
	2019				31,353,136.30	-----	-1,500,000.00	-672,938.30	-----	30,526,074.60
	2018				19,330,844.56	-----	-----	347,132.63	-----	18,983,711.93
	2017				46,020,209.54	-----	-----	914,305.93	-----	45,105,903.61
	2016				52,591,149.47	-----	-----	145,886.71	52,445,262.76	-----

Footnotes at End of Chapter

Appropriations, Outlays, and Balances - Continued

Appropriation or Fund Account Title	Account Symbol				Balances, Beginning of Fiscal Year	Appropriations and Other Obligational Authority ¹	Transfers Borrowings and Investment (Net) ²	Outlays (Net)	Balances Withdrawn and Other Transactions ³	Balances, End of Fiscal Year
	Period of Availability	ATA	AID	MAIN SUB						
Subtotal		057	3700	000	399,511,356.88	2,215,589,000.00	-19,089,000.00	2,158,830,075.84	52,445,262.76	384,736,018.28
National Guard Personnel, Air Force Fund Resources:										
Undisbursed Funds	2021	057	3850	000	-----	4,629,974,000.00	-----	⁸ 4,250,233,772.34	-----	379,740,227.66
	2020				164,491,596.96	-----	-9,867,000.00	⁹ 41,823,360.12	-----	112,801,236.84
	2019				28,961,795.43	-----	-----	4,667,234.21	-----	24,294,561.22
	2018				54,052,100.57	-----	-----	721,176.56	-----	53,330,924.01
	2017				44,404,553.34	-----	-----	3,432,751.70	-----	40,971,801.64
	2016				48,768,252.07	-----	-----	1,044,942.12	47,723,309.95	-----
Subtotal		057	3850	000	340,678,298.37	4,629,974,000.00	-9,867,000.00	4,301,923,237.05	47,723,309.95	611,138,751.37
Total, Military Personnel, Department of the Air Force					4,225,677,366.90	42,858,327,000.00	-117,919,000.00	41,821,726,608.93	557,895,514.43	4,586,463,243.54
Defense Agencies										
General Fund Accounts										
Concurrent Receipt Accrual Payments to the Military Retirement Fund, Defense Fund Resources:										
Undisbursed Funds	2021	097	0041	000	-----	9,844,912,000.00	-----	9,844,912,000.00	-----	-----
Total, Military Personnel, Defense Agencies					-----	9,844,912,000.00	-----	9,844,912,000.00	-----	-----
Total, Military Personnel					14,010,537,149.10	172,869,841,000.00	-208,613,000.00	172,579,916,742.57	1,437,517,510.16	12,654,330,896.37
Operation and Maintenance										
Department of the Army										
General Fund Accounts										
Environmental Restoration, Army Fund Resources:										
Undisbursed Funds	No Year	021	0810	000	579.82	-----	-----	-1,768,640.85	-----	1,769,220.67
Operation and Maintenance, Army Fund Resources:										
Undisbursed Funds	2021-2023	021	2020	000	-----	-----	-----	178,933.69	-----	⁵ -178,933.69
	2020-2022				408,249.41	-----	-----	507,882.73	-----	⁵ -99,633.32
	2021				-----	55,831,782,000.00	125,514,000.00	¹⁰ 34,876,057,325.72	-----	21,081,238,674.28
	2020				27,865,508,191.48	-----	-----	19,988,994,127.95	-----	7,876,514,063.53
	2019				5,970,985,028.20	-----	-167,870,000.00	2,918,205,073.98	-----	2,884,909,954.22
	2018				2,669,249,185.48	-----	-----	649,952,494.79	-----	2,019,296,690.69
	2017				2,242,673,831.38	-----	-----	153,793,475.58	-----	2,088,880,355.80
	2016				2,327,678,443.13	-----	-46,545,079.00	191,881,039.37	2,089,252,324.76	-----
	2015-2016				16,794,284.64	-----	-----	75,054.66	16,719,229.98	-----
	No Year				140,165,308.24	142,738,000.00	46,545,079.00	225,793,366.92	¹¹ 114,457.00	103,540,563.32
Subtotal		021	2020	000	41,233,462,521.96	55,974,520,000.00	-42,356,000.00	59,005,438,775.39	2,106,086,011.74	36,054,101,734.83
Operation and Maintenance, Army National Guard Fund Resources:										
Undisbursed Funds	2021	021	2065	000	-----	7,599,338,000.00	-----	5,214,450,004.79	-----	2,384,887,995.21
	2020				2,671,899,056.40	-----	-----	1,970,876,627.20	-----	701,022,429.20
	2019				614,289,014.73	-----	-----	294,894,791.92	-----	319,394,222.81

Footnotes at End of Chapter

Appropriations, Outlays, and Balances - Continued

Appropriation or Fund Account Title	Account Symbol				Balances, Beginning of Fiscal Year	Appropriations and Other Obligational Authority ¹	Transfers Borrowings and Investment (Net) ²	Outlays (Net)	Balances Withdrawn and Other Transactions ³	Balances, End of Fiscal Year	
	Period of Availability	ATA	AID	MAIN SUB							
	2018				318,556,713.93	-----	-----	81,996,732.65	-----	236,559,981.28	
	2017				304,418,848.31	-----	-----	28,867,369.98	-----	275,551,478.33	
	2016				249,903,364.92	-----	-12,382,560.00	28,090,948.23	209,429,856.69	-----	
	No Year				14,794,739.67	-----	12,382,560.00	-4,437,786.83	-----	31,615,086.50	
	Subtotal		021	2065	000	4,173,861,737.96	7,599,338,000.00	-----	7,614,738,687.94	209,429,856.69	3,949,031,193.33
Operation and Maintenance, Army Reserve Fund Resources:											
Undisbursed Funds	2021		021	2080	000	-----	2,906,690,000.00	-----	1,945,012,059.06	-----	961,677,940.94
	2020					1,217,863,122.04	-----	-5,000,000.00	-----	359,038,004.83	
	2019					228,956,662.62	-----	-----	115,074,455.04	-----	113,882,207.58
	2018					137,327,025.88	-----	-----	34,392,194.02	-----	102,934,831.86
	2017					105,683,345.47	-----	-----	8,593,836.52	-----	97,089,508.95
	2016					125,077,615.85	-----	-4,998,330.00	-----	110,991,396.39	
	No Year					2,795,781.01	-----	4,998,330.00	-----	7,849,464.31	
	Subtotal		021	2080	000	1,817,703,552.87	2,906,690,000.00	-5,000,000.00	2,965,930,198.01	110,991,396.39	1,642,471,958.47
Afghanistan Security Forces Fund, Army Fund Resources:											
Undisbursed Funds	2021-2022		021	2091	000	-----	1,738,284,000.00	-----	741,639,668.33	-----	996,644,331.67
	2020-2021					3,520,651,117.04	-1,100,000,000.00	-146,186,000.00	1,506,524,617.05	-----	767,940,499.99
	2019-2020					591,583,752.76	-----	-----	167,362,416.34	-----	424,221,336.42
	2018-2019					177,771,324.99	-----	-----	7,799,834.84	-----	169,971,490.15
	2017-2018					220,612,435.89	-----	-----	10,431,002.04	-----	210,181,433.85
	2016-2017					45,291,663.33	-----	-----	2,653,700.27	-----	42,637,963.06
	2015-2016					145,017,859.38	-----	-----	-69,032,668.59	214,050,527.97	-----
	No Year					393,303,812.64	-----	-----	341,278,159.10	-----	52,025,653.54
	Subtotal		021	2091	000	5,094,231,966.03	638,284,000.00	-146,186,000.00	2,708,656,729.38	214,050,527.97	2,663,622,708.68
Iraq Train and Equip Fund, Army Fund Resources:											
Undisbursed Funds	2017-2018		021	2097	000	1,576,890.02	-----	-----	-10,519.84	-----	1,587,409.86
	2016-2017					6,694,846.73	-----	-----	-2,893,913.63	-----	9,588,760.36
	2015-2016					51,171,209.74	-----	-----	-42,197,139.08	93,368,348.82	-----
	Subtotal		021	2097	000	59,442,946.49	-----	-----	-45,101,572.55	93,368,348.82	11,176,170.22
Counter-ISIS Train and Equip Fund, Army Fund Resources:											
Undisbursed Funds	2021-2022		021	2099	000	-----	710,000,000.00	-----	56,574,832.66	-----	653,425,167.34
	2020-2021					1,115,146,721.09	-400,000,000.00	-60,000,000.00	325,930,074.57	-----	329,216,646.52
	2019-2020					133,432,137.04	-----	-----	538,579.66	-----	132,893,557.38
	2018-2019					67,481,272.01	-----	-----	3,369,262.13	-----	64,112,009.88
	2017-2018					25,748,567.72	-----	-----	-9,543,337.87	-----	35,291,905.59
	No Year					12,556,922.96	-----	-----	-----	-----	12,556,922.96
	Subtotal		021	2099	000	1,354,365,620.82	310,000,000.00	-60,000,000.00	376,869,411.15	-----	1,227,496,209.67
Special Fund Accounts											

Footnotes at End of Chapter

Appropriations, Outlays, and Balances - Continued

Appropriation or Fund Account Title	Account Symbol				Balances, Beginning of Fiscal Year	Appropriations and Other Obligational Authority ¹	Transfers Borrowings and Investment (Net) ²	Outlays (Net)	Balances Withdrawn and Other Transactions ³	Balances, End of Fiscal Year	
	Period of Availability	ATA	AID	MAIN							SUB
Restoration, Rocky Mountain Arsenal, Army Fund Resources: Undisbursed Funds	No Year		021	5098	000	17,064,353.66	1,021,507.42	----- 36,591.37	-----	18,049,269.71	
National Science Center, Army Fund Resources: Undisbursed Funds	No Year		021	5286	000	78,115.84	-----	----- -2,555.97	-----	80,671.81	
Department of Defense Korean War Commemoration Fund, Army Fund Resources: Undisbursed Funds	No Year		021	5752	000	2,357.34	-----	-----	-----	2,357.34	
Total, Operation and Maintenance, Department of the Army						53,750,213,752.79	67,429,853,507.42	-253,542,000.00	72,624,797,623.87	2,733,926,141.61	45,567,801,494.73
Department of the Navy											
General Fund Accounts											
Environmental Restoration, Navy Fund Resources: Undisbursed Funds	No Year		017	0810	000	42,597.16	41,600,000.00	-----	-----	41,642,597.16	
Operation and Maintenance, Marine Corps Fund Resources: Undisbursed Funds	2021		017	1106	000	-----	8,421,165,000.00	4,696,000.00	5,140,947,068.28	----- 3,284,913,931.72	
	2020					4,262,819,454.76	-----	-----	3,094,651,964.41	----- 1,168,167,490.35	
	2019					834,511,241.15	-----	-10,000,000.00	496,223,548.49	----- 328,287,692.66	
	2018					201,806,682.99	-----	-----	42,726,892.92	----- 159,079,790.07	
	2017					163,456,824.29	-----	-----	28,732,848.34	----- 134,723,975.95	
	2016					157,211,482.68	-----	-16,867,400.00	60,021,725.24	80,322,357.44 -----	
	No Year					35,056,797.48	2,795,000.00	16,867,400.00	-1,044,597.84	11 22,161.00 55,741,634.32	
Transfer To: Department of Transportation	2017	069	017	1106	005	55,865.29	-----	-----	42,730.68	----- 13,134.61	
Subtotal			017	1106	000	5,654,918,348.64	8,423,960,000.00	-5,304,000.00	8,862,302,180.52	80,344,518.44 5,130,927,649.68	
Operation and Maintenance, Marine Corps Reserve Fund Resources: Undisbursed Funds	2021		017	1107	000	-----	292,485,000.00	-----	161,120,217.91	----- 131,364,782.09	
	2020					147,180,253.93	-----	-----	98,982,034.66	----- 48,198,219.27	
	2019					41,423,658.53	-----	-----	15,789,099.91	----- 25,634,558.62	
	2018					14,442,792.63	-----	-----	2,155,510.25	----- 12,287,282.38	
	2017					12,636,924.86	-----	-----	1,151,638.69	----- 11,485,286.17	
	2016					14,294,779.98	-----	-----	98,824.45	14,195,955.53 -----	
Subtotal			017	1107	000	229,978,409.93	292,485,000.00	-----	279,297,325.87	14,195,955.53 228,970,128.53	
Payments to Kaho'Olawe Island Conveyance, Remediation, and Environmental Restoration Fund, Navy Fund Resources: Undisbursed Funds	No Year		017	1236	000	40,160.30	-----	-----	-2,905.47	----- 43,065.77	
Operation and Maintenance, Navy Fund Resources: Undisbursed Funds	2021		017	1804	000	-----	58,613,128,000.00	24,873,000.00	40,966,521,588.02	----- 17,671,479,411.98	
	2020					12 17,442,775,190.97	-----	-----	13,138,677,619.03	----- 4,304,097,571.94	

Footnotes at End of Chapter

Appropriations, Outlays, and Balances - Continued

Appropriation or Fund Account Title	Account Symbol				Balances, Beginning of Fiscal Year	Appropriations and Other Obligational Authority ¹	Transfers Borrowings and Investment (Net) ²	Outlays (Net)	Balances Withdrawn and Other Transactions ³	Balances, End of Fiscal Year	
	Period of Availability	ATA	AID	MAIN							SUB
	2019				3,621,213,004.56	-----	-15,000,000.00	1,568,382,122.30	-----	2,037,830,882.26	
	2018				2,054,388,118.15	-----	-----	664,958,075.49	-----	1,389,430,042.66	
	2017				1,077,882,333.34	-----	-----	136,820,230.31	-----	941,062,103.03	
	2016				1,151,421,517.67	-----	-69,849,676.00	167,705,118.11	913,866,723.56	-----	
	No Year				140,823,425.58	392,348,562.00	69,849,676.00	431,999,314.95	¹¹ 674,707.00	170,347,641.63	
	Subtotal		017	1804	000	25,488,503,590.27	59,005,476,562.00	9,873,000.00	57,075,064,068.21	914,541,430.56	26,514,247,653.50
Operation and Maintenance, Navy Reserve Fund Resources:											
Undisbursed Funds	2021		017	1806	000	-----	1,115,778,000.00	-----	742,283,552.42	-----	373,494,447.58
	2020					403,420,548.39	-----	-1,337,000.00	291,403,579.80	-----	110,679,968.59
	2019				¹² 161,667,772.55	-----	-11,338,000.00	29,155,447.99	-----	121,174,324.56	
	2018				55,446,764.37	-----	-----	14,224,250.95	-----	41,222,513.42	
	2017				37,254,351.56	-----	-----	2,816,318.15	-----	34,438,033.41	
	2016				38,716,847.86	-----	-----	1,190,799.72	37,526,048.14	-----	
	Subtotal		017	1806	000	696,506,284.73	1,115,778,000.00	-12,675,000.00	1,081,073,949.03	37,526,048.14	681,009,287.56
Special Fund Accounts											
Kaho'Olawe Island Conveyance, Remediation, and Environmental Restoration Fund, Navy Fund Resources:											
Undisbursed Funds	No Year		017	5185	000	374,721.98	-----	-----	21,252.05	-----	353,469.93
Department of Defense World War II Commemoration Fund, Navy Fund Resources:											
Undisbursed Funds	No Year		017	5630	000	2,700,000.00	-----	-----	-----	-----	2,700,000.00
Total, Operation and Maintenance, Department of the Navy						32,073,064,113.01	68,879,299,562.00	-8,106,000.00	67,297,755,870.21	1,046,607,952.67	32,599,893,852.13
Department of the Air Force											
General Fund Accounts											
Environmental Restoration, Air Force Fund Resources:											
Undisbursed Funds	No Year		057	0810	000	1,304,798.42	43,000,000.00	-----	-402,811.43	-----	44,707,609.85
Operation and Maintenance, Air Force Fund Resources:											
Undisbursed Funds	2021-2023		057	3400	000	-----	-----	-----	-1,729,800.59	-----	1,729,800.59
	2020-2022					2,776,903.47	-----	-----	1,229,166.03	-----	1,547,737.44
	2021				-----	52,746,864,000.00	-----	89,014,000.00	¹³ 32,328,685,383.61	-----	20,507,192,616.39
	2020				22,827,315,176.09	-----	-73,467,249.07	¹⁴ 16,994,782,462.55	-----	5,759,065,464.47	
	2019				5,286,016,565.02	-----	-99,321,207.88	¹⁵ 2,415,035,403.46	-----	2,771,659,953.68	
	2018				2,607,235,417.97	-----	938,176.89	¹⁶ 859,922,314.84	-----	1,748,251,280.02	
	2017				1,873,228,164.99	-----	110,733.20	286,936,937.90	-----	1,586,401,960.29	
	2016				1,609,235,372.42	-----	-38,235,582.00	¹⁷ 155,138,529.28	1,415,861,261.14	-----	
	No Year				78,580,114.05	13,524,228.00	38,235,582.00	4,448,533.92	¹¹ 1,294,551.00	124,596,839.13	
Transfer To:											
Federal Highway Administration, Transportation	2021	069	057	3400	005	-----	22,992,000.00	-----	2,514,121.09	-----	20,477,878.91
	2020					17,932,837.30	-----	-1,532,750.93	11,636,509.23	-----	4,763,577.14

Footnotes at End of Chapter

Appropriations, Outlays, and Balances - Continued

Appropriation or Fund Account Title	Account Symbol				Balances, Beginning of Fiscal Year	Appropriations and Other Obligational Authority ¹	Transfers Borrowings and Investment (Net) ²	Outlays (Net)	Balances Withdrawn and Other Transactions ³	Balances, End of Fiscal Year
	Period of Availability	ATA	AID	MAIN						
	2019				1,329,527.16	-----	-678,792.12	498,372.57	-----	152,362.47
	2018				2,007,847.71	-----	-938,176.89	678,088.52	-----	391,582.30
	2017				1,198,833.12	-----	-110,733.20	191,395.41	-----	896,704.51
	Subtotal		057	3400	34,306,856,759.30	52,783,380,228.00	-85,986,000.00	53,059,967,417.82	1,417,155,812.14	32,527,127,757.34
Operation and Maintenance, Space Force, Air Force Fund Resources:										
Undisbursed Funds	2021		057	3410	-----	2,578,634,000.00	-----	1,269,694,582.48	-----	1,308,939,417.52
	2020				26,309,556.05	-----	-----	24,447,391.74	-----	1,862,164.31
	Subtotal		057	3410	26,309,556.05	2,578,634,000.00	-----	1,294,141,974.22	-----	1,310,801,581.83
Operation and Maintenance, Air Force Reserve Fund Resources:										
Undisbursed Funds	2021		057	3740	-----	3,248,366,000.00	-----	¹⁸ 2,477,907,067.96	-----	770,458,932.04
	2020				875,284,191.37	-----	-----	¹⁹ 684,113,561.91	-----	191,170,629.46
	2019				265,375,418.99	-----	-----	139,500,453.46	-----	125,874,965.53
	2018				137,323,228.68	-----	-----	38,902,609.28	-----	98,420,619.40
	2017				94,522,864.00	-----	-----	10,567,684.79	-----	83,955,179.21
	2016				50,284,642.85	-----	-1,434,322.00	1,147,310.81	47,703,010.04	-----
	No Year				340,496.62	-----	1,434,322.00	-238,465.27	-----	2,013,283.89
	Subtotal		057	3740	1,423,130,842.51	3,248,366,000.00	-----	3,351,900,222.94	47,703,010.04	1,271,893,609.53
Operation and Maintenance, Air National Guard Fund Resources:										
Undisbursed Funds	2021		057	3840	-----	6,918,211,000.00	-----	²⁰ 4,624,526,980.26	-----	2,293,684,019.74
	2020				2,383,227,528.99	-----	-5,000,000.00	²¹ 1,702,987,386.44	-----	675,240,142.55
	2019				625,034,517.97	-----	-----	200,630,330.48	-----	424,404,187.49
	2018				269,138,502.01	-----	-----	86,605,915.70	-----	182,532,586.31
	2017				165,910,349.56	-----	-----	23,395,886.18	-----	142,514,463.38
	2016				107,392,009.15	-----	-4,726,772.00	5,936,148.52	96,729,088.63	-----
	No Year				1,755,744.49	-----	4,726,772.00	-909,940.93	-----	7,392,457.42
	Subtotal		057	3840	3,552,458,652.17	6,918,211,000.00	-5,000,000.00	6,643,172,706.65	96,729,088.63	3,725,767,856.89
Special Fund Accounts										
Support of Athletic Programs, Air Force Fund Resources:										
Undisbursed Funds	No Year		057	5616	12,094,227.52	4,370,026.77	-----	115,106.76	-----	16,349,147.53
Total, Operation and Maintenance, Department of the Air Force					39,322,154,835.97	65,575,961,254.77	-90,986,000.00	64,348,894,616.96	1,561,587,910.81	38,896,647,562.97
Defense Agencies										
General Fund Accounts										
Operation and Maintenance, Defense-Wide, Defense Fund Resources:										
Undisbursed Funds	2021-2022		097	0100	-----	1,878,733,000.00	-----	914,660,993.42	-----	964,072,006.58
	2021				-----	43,183,537,000.00	13,988,000.00	28,024,546,051.45	-----	15,172,978,948.55
	2020-2021				582,126,214.02	-120,000,000.00	-32,200,000.00	253,465,748.59	-----	176,460,465.43
	2020				16,953,259,928.96	-----	-----	13,864,135,917.60	-----	3,089,124,011.36
	2019-2020				92,274,257.98	-----	-----	-3,040,600.24	-----	95,314,858.22

Footnotes at End of Chapter

Appropriations, Outlays, and Balances - Continued

Appropriation or Fund Account Title	Account Symbol				Balances, Beginning of Fiscal Year	Appropriations and Other Obligational Authority ¹	Transfers Borrowings and Investment (Net) ²	Outlays (Net)	Balances Withdrawn and Other Transactions ³	Balances, End of Fiscal Year
	Period of Availability	ATA	AID	MAIN SUB						
	2019				2,499,247,988.75	-----	-----	²² 1,095,043,665.64	-----	1,404,204,323.11
	2018-2019				159,945,229.03	-----	-----	8,373,515.34	-----	151,571,713.69
	2018				1,241,049,220.06	-----	-----	²³ 192,675,215.04	-----	1,048,374,005.02
	2017-2018				79,872,453.92	-----	-----	-2,236,400.85	-----	82,108,854.77
	2017				1,185,834,963.18	-----	-----	30,748,948.40	-----	1,155,086,014.78
	2016-2017				286,034.54	-----	-----	-----	-----	286,034.54
	2016				1,156,681,499.65	-----	-----	-5,568,092.39	1,162,249,592.04	-----
	2015-2016				25,073,257.37	-----	-----	-3,951,569.00	29,024,826.37	-----
	No Year				1,205,300,932.42	322,173,418.00	-----	165,505,905.13	¹¹ 479,694.00	1,361,488,751.29
	Subtotal		097	0100	25,180,951,979.88	45,264,443,418.00	-18,212,000.00	44,534,359,298.13	1,191,754,112.41	24,701,069,987.34
United States Court of Appeals for the Armed Forces, Defense Fund Resources:										
Undisbursed Funds	2021		097	0104	-----	15,211,000.00	-----	12,798,620.78	-----	2,412,379.22
	2020				4,818,248.08	-----	-----	2,503,524.57	-----	2,314,723.51
	2019				2,249,027.27	-----	-----	1,904,917.01	-----	344,110.26
	2018				227,848.35	-----	-----	-8,056.70	-----	235,905.05
	2017				1,167,511.09	-----	-----	541,951.81	-----	625,559.28
	2016				788,631.21	-----	-----	-----	788,631.21	-----
	Subtotal		097	0104	9,251,266.00	15,211,000.00	-----	17,740,957.47	788,631.21	5,932,677.32
Drug Interdiction and Counter-Drug Activities, Defense Fund Resources:										
Undisbursed Funds	2018		097	0105	116,441,000.00	-----	-----	-----	-----	116,441,000.00
Office of the Inspector General, Defense Fund Resources:										
Undisbursed Funds	2021-2023		097	0107	-----	858,000.00	-----	-----	-----	858,000.00
	2021-2022				-----	1,098,000.00	-----	472,999.99	-----	625,000.01
	2020-2022				331,660.96	-----	-----	329,257.84	-----	2,403.12
	2021				-----	397,647,000.00	-----	343,724,997.08	-----	53,922,002.92
	2020-2021				10,085,292.39	-----	-----	5,735,258.42	-----	4,350,033.97
	2019-2021				1,119,230.37	-----	-----	613,738.50	-----	505,491.87
	2020				66,021,421.68	-----	-----	53,507,062.56	-----	12,514,359.12
	2019-2020				1,772,411.83	-----	-----	1,791,064.34	-----	⁵ -18,652.51
	2019				10,984,503.74	-----	-----	3,034,582.10	-----	7,949,921.64
	2018-2019				147,835.51	-----	-----	43,486.30	-----	104,349.21
	2018				12,145,821.26	-----	-----	113,079.33	-----	12,032,741.93
	2017-2018				211,545.67	-----	-----	27,470.41	-----	184,075.26
	2017				4,057,449.06	-----	-----	-141,828.78	-----	4,199,277.84
	2016-2017				33,790.52	-----	-----	-----	-----	33,790.52
	2015-2017				223,674.34	-----	-----	-----	-----	223,674.34
	2016				3,704,372.90	-----	-----	23,824.34	3,680,548.56	-----
	2015-2016				8,545.89	-----	-----	-----	8,545.89	-----
	2014-2016				357,084.00	-----	-----	-----	357,084.00	-----

Footnotes at End of Chapter

Appropriations, Outlays, and Balances - Continued

Appropriation or Fund Account Title	Account Symbol				Balances, Beginning of Fiscal Year	Appropriations and Other Obligational Authority ¹	Transfers Borrowings and Investment (Net) ²	Outlays (Net)	Balances Withdrawn and Other Transactions ³	Balances, End of Fiscal Year
	Period of Availability	ATA	AID	MAIN SUB						
Subtotal		097	0107	000	111,204,640.12	399,603,000.00	-----	409,274,992.43	4,046,178.45	97,486,469.24
Department of Defense Acquisition Workforce Development Fund, Defense Fund Resources:										
Undisbursed Funds	2021-2022		097	0111	000	-----	-----	2,881,744.25	-----	⁵ -2,881,744.25
	2021					75,746,000.00	-----	14,676,023.09	-----	61,069,976.91
	2020-2021				256,998,049.68	-----	-----	147,122,489.19	-----	109,875,560.49
	2019-2020				58,125,951.80	-----	-----	26,360,294.88	-----	31,765,656.92
	2018-2020				20,338,391.82	-----	-----	7,880,488.76	-----	12,457,903.06
	2018-2019				-1,273.50	-----	-----	-----	-----	⁵ -1,273.50
	2017-2019				-166,753.22	-----	-----	6,951.68	-----	⁵ -173,704.90
	2016-2018				-4,260,279.61	-----	-----	-259,086.15	-----	⁵ -4,001,193.46
	2015-2017				14,159,799.66	-----	-----	693,457.69	-----	13,466,341.97
	2016				-210,090.66	-----	-----	-375,006.52	164,915.86	-----
	2014-2016				32,434,776.92	-----	-----	2,176,861.83	30,257,915.09	-----
Subtotal		097	0111	000	377,418,572.89	75,746,000.00	-----	201,164,218.70	30,422,830.95	221,577,523.24
Overseas Contingency Operations Transfer Fund, Defense Fund Resources:										
Undisbursed Funds	No Year		097	0118	000	9,972,184.00	-----	-----	-----	9,972,184.00
Defense Health Program, Defense Fund Resources:										
Undisbursed Funds	2021-2023		097	0130	000	-----	444,369,000.00	-----	55,087,605.90	389,281,394.10
	2021-2022					-----	2,395,079,000.00	-----	90,235,798.92	2,304,843,201.08
	2020-2022				543,758,799.77	-----	-----	179,961,769.80	-----	363,797,029.97
	2021				-----	31,613,016,000.00	6,965,000.00	²⁴ 25,708,724,438.05	-----	5,911,256,561.95
	2020-2021				3,396,121,605.53	-----	313,216,650.00	1,281,489,826.85	-----	2,427,848,428.68
	2019-2021				335,311,100.05	-----	-----	146,813,978.65	-----	188,497,121.40
	2020				7,627,200,267.99	-----	-511,933,650.00	5,091,514,400.46	-----	2,023,752,217.53
	2019-2020				1,812,950,762.18	-----	-----	621,373,027.65	-----	1,191,577,734.53
	2018-2020				181,210,304.43	-----	-----	70,548,341.62	-----	110,661,962.81
	2019				1,143,162,092.04	-----	-67,175,000.00	375,170,777.01	-----	700,816,315.03
	2018-2019				1,080,344,155.98	-----	-----	378,594,455.22	-----	701,749,700.76
	2017-2019				101,795,960.92	-----	-----	34,465,007.78	-----	67,330,953.14
	2018				925,614,714.24	-----	-----	214,418,148.20	-----	711,196,566.04
	2017-2018				689,209,130.10	-----	-----	250,912,661.36	-----	438,296,468.74
	2016-2018				48,552,155.28	-----	-----	18,782,603.92	-----	29,769,551.36
	2017				755,619,161.35	-----	-----	85,228,547.40	-----	670,390,613.95
	2016-2017				393,039,224.17	-----	-----	160,873,610.88	-----	232,165,613.29
	2015-2017				26,681,335.65	-----	-----	5,848,631.86	-----	20,832,703.79
	2016				¹² 642,692,518.49	-----	-----	21,197,179.62	621,495,338.87	-----
	2015-2016				71,857,412.29	-----	-----	97,235,316.24	-----	⁵ -25,377,903.95
	2014-2016				68,351,790.70	-----	-----	10,612,231.33	57,739,559.37	-----
	No Year				27,712,092.50	10,000,000.00	-----	12,463,588.66	-----	25,248,503.84

Footnotes at End of Chapter

Appropriations, Outlays, and Balances - Continued

Appropriation or Fund Account Title	Account Symbol				Balances, Beginning of Fiscal Year	Appropriations and Other Obligational Authority ¹	Transfers Borrowings and Investment (Net) ²	Outlays (Net)	Balances Withdrawn and Other Transactions ³	Balances, End of Fiscal Year
	Period of Availability	ATA	AID	MAIN SUB						
Subtotal		097	0130	000	19,871,184,583.66	34,462,464,000.00	-258,927,000.00	34,911,551,947.38	679,234,898.24	18,483,934,738.04
Cooperative Threat Reduction Account, Defense Fund Resources:										
Undisbursed Funds	2021-2023	097	0134	000	-----	360,190,000.00	-----	18,584,411.61	-----	341,605,588.39
	2020-2022				341,621,040.01	-----	-----	142,689,068.34	-----	198,931,971.67
	2019-2021				153,525,466.37	-----	-----	97,242,980.77	-----	56,282,485.60
	2018-2020				45,727,497.82	-----	-----	24,951,077.49	-----	20,776,420.33
	2017-2019				14,591,345.40	-----	-----	4,142,638.56	-----	10,448,706.84
	2016-2018				20,189,573.84	-----	-----	8,045,188.27	-----	12,144,385.57
	2015-2017				9,826,777.69	-----	-----	1,896,917.54	-----	7,929,860.15
	2014-2016				24,473,838.87	-----	-----	124,183.85	24,349,655.02	-----
	No Year				4,856,234.07	-----	-----	-----	-----	4,856,234.07
Subtotal		097	0134	000	614,811,774.07	360,190,000.00	-----	297,676,466.43	24,349,655.02	652,975,652.62
Counterterrorism Partnerships Fund, Defense Fund Resources:										
Undisbursed Funds	2016-2017	097	0145	000	9,300,451.00	-----	-----	-----	-----	9,300,451.00
	2015-2016				581,776.00	-----	-----	-----	581,776.00	-----
Subtotal		097	0145	000	9,882,227.00	-----	-----	-----	581,776.00	9,300,451.00
Foreign Currency Fluctuations, Defense Fund Resources:										
Undisbursed Funds	No Year	097	0801	000	970,000,104.82	-----	-----	-----	-----	970,000,104.82
Environmental Restoration, Defense Fund Resources:										
Undisbursed Funds	No Year	097	0810	000	36,086,700.00	10,563,000.00	-----	-----	-----	46,649,700.00
Environmental Restoration, Formerly Used Defense Sites, Defense Fund Resources:										
Undisbursed Funds	No Year	097	0811	000	0.62	5,000,000.00	-----	-----	-----	5,000,000.62
Overseas Humanitarian, Disaster, and Civic AID, Defense Fund Resources:										
Undisbursed Funds	2021-2022	097	0819	000	-----	1,948,690,000.00	-----	43,480,726.80	-----	1,905,209,273.20
	2020-2021				251,543,017.32	-----	161,386,000.00	112,629,501.23	-----	300,299,516.09
	2019-2020				85,426,339.68	-----	-----	43,284,991.82	-----	42,141,347.86
	2018-2019				54,947,528.15	-----	-----	22,994,302.78	-----	31,953,225.37
	2017-2018				38,805,987.78	-----	-----	4,402,898.90	-----	34,403,088.88
	2016-2017				11,315,591.82	-----	-----	426,541.39	-----	10,889,050.43
	2015-2016				7,159,975.30	-----	-----	2,073,024.13	5,086,951.17	-----
	No Year				346,948.41	-----	-----	-----	-----	346,948.41
Subtotal		097	0819	000	449,545,388.46	1,948,690,000.00	161,386,000.00	229,291,987.05	5,086,951.17	2,325,242,450.24
Defense Emergency Response Fund, Defense Fund Resources:										
Undisbursed Funds	No Year	097	0833	000	241,934,228.55	-----	-----	161,960.26	-----	241,772,268.29
Support for International Sporting Competitions, Defense Fund Resources:										
Undisbursed Funds	No Year	097	0838	000	6,584,696.22	-----	-----	744,761.66	-----	5,839,934.56

Footnotes at End of Chapter

Appropriations, Outlays, and Balances - Continued

Appropriation or Fund Account Title	Account Symbol				Balances, Beginning of Fiscal Year	Appropriations and Other Obligational Authority ¹	Transfers Borrowings and Investment (Net) ²	Outlays (Net)	Balances Withdrawn and Other Transactions ³	Balances, End of Fiscal Year	
	Period of Availability	ATA	AID	MAIN							SUB
Special Fund Accounts											
Defense Cooperation Account, Defense Fund Resources:											
Undisbursed Funds	No Year		097	5187	000	----- -99,344.75	99,344.75	-----	-----	-----	
Unrealized Discount on Investments						-10,866.77	10,866.77	-----	-----	-----	
Investments in US Treasury Securities						8,024,670.75	-110,211.52	-----	-----	7,914,459.23	
Subtotal			097	5187	000	8,013,803.98	-99,344.75	-----	-----	7,914,459.23	
Disposal of Department of Defense Real Property, Defense Fund Resources:											
Undisbursed Funds	No Year		097	5188	000	87,271,320.47	10,508,682.15	-----	16,521,536.53	81,258,466.09	
Lease of Department of Defense Real Property, Defense Fund Resources:											
Undisbursed Funds	No Year		097	5189	000	229,054,113.69	33,185,513.66	-----	21,995,668.31	240,243,959.04	
Department of Defense Overseas Military Facility Investment Recovery Account, Defense Fund Resources:											
Undisbursed Funds	No Year		097	5193	000	2,996,506.62	-----	-----	113,542.93	2,882,963.69	
Use of Proceeds from the Transfer or Disposition of Commissary Facilities, Defense Fund Resources:											
Undisbursed Funds	No Year		097	5195	000	3,861,635.28	-----	-----	-----	3,861,635.28	
Burden Sharing Contribution, Defense Fund Resources:											
Undisbursed Funds	No Year		097	5441	000	1,119,951,921.63	1,151,735,041.67	-----	1,256,091,571.58	1,015,595,391.72	
Mutually Beneficial Activities, Defense Fund Resources:											
Undisbursed Funds	No Year		097	5613	000	46,385,932.09	-----	-----	6,954,753.79	39,431,178.30	
Department of Defense Vietnam War Commemoration Fund, Defense Fund Resources:											
Undisbursed Funds	No Year		097	5750	000	9,575,982.19	504.73	-----	147,706.91	9,428,780.01	
Contributions to the Cooperative Threat Reduction Program, Defense Fund Resources:											
Undisbursed Funds	2019-2022		097	5751	000	¹² -9,057.16	-----	-----	-----	⁵ -9,057.16	
	No Year					5,517,841.06	-----	-----	5,267,537.71	250,303.35	
Subtotal			097	5751	000	5,508,783.90	-----	-----	5,267,537.71	241,246.19	
Intragovernmental Funds											
Emergency Response Fund, Defense Fund Resources:											
Undisbursed Funds	No Year		097	4965	000	15,285,407.67	-----	-----	-----	15,285,407.67	
					49,533,174,753.81	83,737,240,815.46	-115,753,000.00	81,909,058,907.27	1,936,265,033.45	49,309,338,628.55	
Total, Operation and Maintenance, Defense Agencies											
Total, Operation and Maintenance						174,678,607,455.58	285,622,355,139.65	-468,387,000.00	286,180,507,018.31	7,278,387,038.54	166,373,681,538.38
International Reconstruction and Other Assistance											
Department of the Army											
General Fund Accounts											

Footnotes at End of Chapter

Appropriations, Outlays, and Balances - Continued

Appropriation or Fund Account Title	Account Symbol				Balances, Beginning of Fiscal Year	Appropriations and Other Obligational Authority ¹	Transfers Borrowings and Investment (Net) ²	Outlays (Net)	Balances Withdrawn and Other Transactions ³	Balances, End of Fiscal Year	
	Period of Availability	ATA	AID	MAIN							SUB
Iraq Relief and Reconstruction Fund, Army Fund Resources: Undisbursed Funds	No Year		021	2089	000	3,778,376.32	-----	-----	665,559.00	-----	3,112,817.32
Operating Expenses of the Coalition Provisional Authority, Army Fund Resources: Undisbursed Funds	No Year		021	2090	000	2,400.79	-----	-----	-----	-----	2,400.79
Total, International Reconstruction and Other Assistance, Department of the Army						3,780,777.11	-----	-----	665,559.00	-----	3,115,218.11
Total, International Reconstruction and Other Assistance						3,780,777.11	-----	-----	665,559.00	-----	3,115,218.11
Procurement											
Department of the Army											
General Fund Accounts											
Aircraft Procurement, Army Fund Resources: Undisbursed Funds	2021-2023		021	2031	000	-----	4,052,454,000.00	-----	519,128,571.72	-----	3,533,325,428.28
	2020-2022					3,726,231,117.46	-26,900,000.00	-----	1,699,136,280.33	-----	2,000,194,837.13
	2019-2021					2,216,078,146.87	-----	-19,476,000.00	1,108,941,619.48	-----	1,087,660,527.39
	2018-2020					2,095,271,741.28	-----	-----	1,234,069,050.47	-----	861,202,690.81
	2017-2019					408,644,613.53	-----	-----	282,347,739.02	-----	126,296,874.51
	2016-2018					191,473,916.60	-----	-----	45,843,163.14	-----	145,630,753.46
	2015-2017					127,545,923.79	-----	-----	11,280,344.09	-----	116,265,579.70
	2014-2016					138,846,117.97	-----	-----	7,446,534.65	131,399,583.32	-----
	No Year					287,132,982.09	70,157,579.00	-----	147,939,212.64	¹¹ 4,509,669.00	204,841,679.45
	Subtotal		021	2031	000	9,191,224,559.59	4,095,711,579.00	-19,476,000.00	5,056,132,515.54	135,909,252.32	8,075,418,370.73
Missile Procurement, Army Fund Resources: Undisbursed Funds	2021-2023		021	2032	000	-----	4,017,140,000.00	-----	383,122,917.06	-----	3,634,017,082.94
	2020-2022					4,131,835,740.28	-2,377,000.00	-35,388,000.00	1,301,193,226.11	-----	2,792,877,514.17
	2019-2021					3,477,694,062.85	-----	-10,000,000.00	1,434,173,972.58	-----	2,033,520,090.27
	2018-2020					2,149,354,210.78	-----	-----	1,303,906,943.02	-----	845,447,267.76
	2017-2019					665,836,012.49	-----	-----	265,411,888.25	-----	400,424,124.24
	2016-2018					93,213,106.48	-----	-----	33,731,252.95	-----	59,481,853.53
	2015-2017					91,671,847.40	-----	-----	9,205,623.10	-----	82,466,224.30
	2014-2016					55,610,797.84	-----	-----	48,738,239.33	6,872,558.51	-----
	Subtotal		021	2032	000	10,665,215,778.12	4,014,763,000.00	-45,388,000.00	4,779,484,062.40	6,872,558.51	9,848,234,157.21
Procurement of Weapons and Tracked Combat Vehicles, Army Fund Resources: Undisbursed Funds	2021-2023		021	2033	000	-----	3,620,112,000.00	-----	285,161,420.70	-----	3,334,950,579.30
	2020-2022					4,698,550,943.86	-248,141,000.00	-30,513,000.00	1,186,219,443.54	-----	3,233,677,500.32
	2019-2021					3,833,433,143.65	-113,840,000.00	-15,126,000.00	2,122,788,096.77	-----	1,581,679,046.88
	2018-2020					1,760,126,326.27	-----	-----	1,009,991,675.02	-----	750,134,651.25
	2017-2019					276,494,915.53	-----	-----	119,381,210.34	-----	157,113,705.19
	2016-2018					93,926,723.23	-----	-----	24,467,007.84	-----	69,459,715.39

Footnotes at End of Chapter

Appropriations, Outlays, and Balances - Continued

Appropriation or Fund Account Title	Account Symbol				Balances, Beginning of Fiscal Year	Appropriations and Other Obligational Authority ¹	Transfers Borrowings and Investment (Net) ²	Outlays (Net)	Balances Withdrawn and Other Transactions ³	Balances, End of Fiscal Year
	Period of Availability	ATA	AID	MAIN SUB						
	2015-2017				42,411,486.71	-----	-----	8,531,401.68	-----	33,880,085.03
	2014-2016				49,437,800.85	-----	-----	6,339,752.27	43,098,048.58	-----
	Subtotal		021	2033	10,754,381,340.10	3,258,131,000.00	-45,639,000.00	4,762,880,008.16	43,098,048.58	9,160,895,283.36
Procurement of Ammunition, Army Fund Resources:										
Undisbursed Funds	2021-2023		021	2034	-----	2,829,349,000.00	-----	104,444,291.47	-----	2,724,904,708.53
	2020-2022				2,694,886,637.48	-7,500,000.00	-15,278,000.00	808,662,811.13	-----	1,863,445,826.35
	2019-2021				1,710,914,235.07	-----	-19,763,000.00	712,269,154.37	-----	978,882,080.70
	2018-2020				937,582,330.01	-----	-----	460,304,648.16	-----	477,277,681.85
	2017-2019				440,302,307.13	-----	-----	185,146,502.07	-----	255,155,805.06
	2016-2018				140,410,926.10	-----	-----	66,669,649.72	-----	73,741,276.38
	2015-2017				44,458,001.92	-----	-----	8,207,148.77	-----	36,250,853.15
	2014-2016				38,958,971.93	-----	-----	2,112,774.24	36,846,197.69	-----
	Subtotal		021	2034	6,007,513,409.64	2,821,849,000.00	-35,041,000.00	2,347,816,979.93	36,846,197.69	6,409,658,232.02
Other Procurement, Army Fund Resources:										
Undisbursed Funds	2021-2023		021	2035	-----	9,507,699,000.00	-----	1,540,647,032.57	-----	7,967,051,967.43
	2020-2022				6,916,486,445.35	-13,175,000.00	-86,028,000.00	4,152,686,300.04	-----	2,664,597,145.31
	2019-2021				3,269,820,821.04	-----	-1,872,000.00	2,253,269,873.85	-----	1,014,678,947.19
	2018-2020				1,252,571,658.85	-----	-----	828,722,918.66	-----	423,848,740.19
	2017-2019				678,255,434.96	-----	-----	213,723,479.16	-----	464,531,955.80
	2016-2018				253,650,003.51	-----	-----	54,328,705.09	-----	199,321,298.42
	2015-2017				210,656,792.49	-----	-----	26,902,184.15	-----	183,754,608.34
	2014-2016				146,517,193.71	-----	-----	4,885,233.54	141,631,960.17	-----
	No Year				41,084,279.59	18,302,208.00	-----	10,826,577.08	11 2,115,838.00	46,444,072.51
	Subtotal		021	2035	12,769,042,629.50	9,512,826,208.00	-87,900,000.00	9,085,992,304.14	143,747,798.17	12,964,228,735.19
Joint Improvised Explosive Device Defeat Fund, Army Fund Resources:										
Undisbursed Funds	2017-2019		021	2093	6,746,940.02	-----	-----	125,254.91	-----	6,621,685.11
	2016-2018				11,245,978.94	-----	-----	-1,311,614.94	-----	12,557,593.88
	2015-2017				22,423,576.38	-----	-----	-36,228.85	-----	22,459,805.23
	2014-2016				16,090,810.13	-----	-----	-1,080,410.22	17,171,220.35	-----
	Subtotal		021	2093	56,507,305.47	-----	-----	-2,302,999.10	17,171,220.35	41,639,084.22
Total, Procurement, Department of the Army					49,443,885,022.42	23,703,280,787.00	-233,444,000.00	26,030,002,871.07	383,645,075.62	46,500,073,862.73
Department of the Navy										
General Fund Accounts										
Coastal Defense Augmentation, Navy Fund Resources:										
Undisbursed Funds	No Year		017	0380	56,252,301.40	-----	-----	-----	-----	56,252,301.40
Procurement, Marine Corps Fund Resources:										
Undisbursed Funds	2021-2023		017	1109	-----	2,690,568,000.00	-----	398,606,006.38	-----	2,291,961,993.62
	2020-2022				2,546,490,626.95	-55,139,000.00	-----	1,420,834,821.08	-----	1,070,516,805.87

Footnotes at End of Chapter

Appropriations, Outlays, and Balances - Continued

Appropriation or Fund Account Title	Account Symbol				Balances, Beginning of Fiscal Year	Appropriations and Other Obligational Authority ¹	Transfers Borrowings and Investment (Net) ²	Outlays (Net)	Balances Withdrawn and Other Transactions ³	Balances, End of Fiscal Year
	Period of Availability	ATA	AID	MAIN SUB						
	2019-2021				880,624,608.83	-----	-----	529,282,477.88	-----	351,342,130.95
	2018-2020				224,709,556.95	-----	-----	159,009,037.72	-----	65,700,519.23
	2017-2019				103,790,107.00	-----	-----	39,000,306.13	-----	64,789,800.87
	2016-2018				17,253,105.96	-----	-----	6,273,598.04	-----	10,979,507.92
	2015-2017				13,327,692.72	-----	-----	4,127,061.98	-----	9,200,630.74
	2014-2016				17,900,435.49	-----	-----	1,079,279.31	16,821,156.18	-----
	No Year				14,854,259.20	35,270,000.00	-----	9,343,848.78	11 612,084.00	40,168,326.42
	Subtotal		017	1109	000	3,818,950,393.10	2,670,699,000.00	2,567,556,437.30	17,433,240.18	3,904,659,715.62
Aircraft Procurement, Navy Fund Resources:										
Undisbursed Funds	2021-2023		017	1506	000	-----	19,395,964,000.00	-----	-----	15,698,449,143.74
	2020-2022				15,359,883,143.70	-417,128,000.00	-----	4,697,961,720.39	-----	10,244,793,423.31
	2019-2021				11,550,550,589.51	-23,094,000.00	-----	4,893,930,920.51	-----	6,633,525,669.00
	2018-2020				6,828,435,332.84	-----	-----	3,999,987,914.79	-----	2,828,447,418.05
	2017-2019				1,872,360,000.56	-----	-----	722,523,469.90	-----	1,149,836,530.66
	2016-2018				1,070,829,387.01	-----	-----	391,669,439.46	-----	679,159,947.55
	2015-2017				701,580,390.01	-----	-----	198,534,929.64	-----	503,045,460.37
	2014-2016				557,576,067.66	-----	-----	179,409,904.44	378,166,163.22	-----
	No Year				106,425,870.64	40,077,066.00	-----	22,183,154.51	11 308,345.00	124,011,437.13
	Subtotal		017	1506	000	38,047,640,781.93	18,995,819,066.00	18,803,716,309.90	378,474,508.22	37,861,269,029.81
Weapons Procurement, Navy Fund Resources:										
Undisbursed Funds	2021-2023		017	1507	000	-----	4,465,889,000.00	-----	-----	3,925,567,057.15
	2020-2022				3,619,363,911.04	-7,500,000.00	-----	1,245,084,436.82	-----	2,366,779,474.22
	2019-2021				2,327,076,860.53	-----	-----	1,115,997,336.02	-----	1,211,079,524.51
	2018-2020				1,120,740,006.40	-----	-----	604,327,575.58	-----	516,412,430.82
	2017-2019				468,114,135.38	-----	-----	246,974,801.37	-----	221,139,334.01
	2016-2018				182,972,078.73	-----	-----	69,795,218.21	-----	113,176,860.52
	2015-2017				83,825,601.09	-----	-----	16,346,855.29	-----	67,478,745.80
	2014-2016				63,891,508.12	-----	-----	38,255,754.88	25,635,753.24	-----
	No Year				2,096,990.86	-----	-----	387,403.89	11 67,313.00	1,642,273.97
	Subtotal		017	1507	000	7,868,081,092.15	4,458,389,000.00	3,877,491,324.91	25,703,066.24	8,423,275,701.00
Procurement of Ammunition, Navy and Marine Corps Fund Resources:										
Undisbursed Funds	2021-2023		017	1508	000	-----	864,980,000.00	-----	-----	785,100,791.15
	2020-2022				948,168,857.63	-8,973,000.00	-----	281,981,751.56	-----	657,214,106.07
	2019-2021				732,319,325.38	-----	-----	363,883,644.21	-----	368,435,681.17
	2018-2020				289,762,703.31	-----	-----	191,314,895.39	-----	98,447,807.92
	2017-2019				53,618,164.95	-----	-----	27,197,665.48	-----	26,420,499.47
	2016-2018				59,567,771.57	-----	-----	19,733,770.91	-----	39,834,000.66
	2015-2017				12,841,851.38	-----	-----	7,182,673.80	-----	5,659,177.58
	2014-2016				32,134,939.09	-----	-----	28,315,843.54	3,819,095.55	-----

Footnotes at End of Chapter

Appropriations, Outlays, and Balances - Continued

Appropriation or Fund Account Title	Account Symbol				Balances, Beginning of Fiscal Year	Appropriations and Other Obligational Authority ¹	Transfers Borrowings and Investment (Net) ²	Outlays (Net)	Balances Withdrawn and Other Transactions ³	Balances, End of Fiscal Year
	Period of Availability	ATA	AID	MAIN SUB						
	Subtotal		017	1508 000	2,128,413,613.31	856,007,000.00	-----	999,489,453.74	3,819,095.55	1,981,112,064.02
Shipbuilding and Conversion, Navy Fund Resources:										
Undisbursed Funds	2021-2025		017	1611 000	-----	18,739,369,000.00	-----	1,109,281,779.25	-----	17,630,087,220.75
	2016-2025				-----	-----	4,167,327,029.57	1,570,893,713.39	-----	2,596,433,316.18
	2020-2024				20,143,570,897.25	-86,100,000.00	6,000,000.00	3,290,669,362.28	-----	16,772,801,534.97
	2019-2023				15,493,367,610.13	-----	-----	3,973,467,672.39	-----	11,519,899,937.74
	2015-2023				1,716,612,042.65	-----	-----	772,249,441.33	-----	944,362,601.32
	2018-2022				14,256,295,611.68	-----	-----	4,486,930,954.54	-----	9,769,364,657.14
	2013-2022				840,747,645.92	-----	-----	302,091,249.18	-----	538,656,396.74
	2012-2022				-----	-----	379,011,255.78	123,351,832.55	-----	255,659,423.23
	2021				-----	16,400,000.00	-----	-----	-----	16,400,000.00
	2018-2021				-----	67,400,000.00	-----	-----	-----	67,400,000.00
	2017-2021				7,128,620,675.74	-----	-----	2,864,872,088.41	-----	4,263,748,587.33
	2016-2021				-----	259,278,000.00	-----	181,222,126.87	-----	78,055,873.13
	2015-2021				-----	9,634,000.00	-----	146,371.00	-----	9,487,629.00
	2014-2021				768,719,425.85	-66,567,000.00	-----	347,501,948.80	-----	354,650,477.05
	2008-2021				-----	71,000,000.00	-----	25,209,749.04	-----	45,790,250.96
	2020				65,074,276.66	-----	-----	8,977,808.76	-----	56,096,467.90
	2016-2020				4,167,327,029.57	-----	-4,167,327,029.57	-----	-----	-----
	2012-2020				379,011,255.78	-----	-379,011,255.78	-----	-----	-----
	2011-2020				226,965,907.64	-----	-----	54,178,663.44	-----	172,787,244.20
	2009-2020				112,632,589.19	-----	-----	463,950.89	-----	112,168,638.30
	2019				47,152,769.06	-----	-----	27,944,347.03	-----	19,208,422.03
	2018				17,264,173.74	-----	-----	5,005,819.74	-----	12,258,354.00
	2010-2018				208,956,589.57	-----	-----	20,275,215.10	-----	188,681,374.47
	2007-2018				53,475,641.52	-----	-----	1,589,796.46	-----	51,885,845.06
	2017				13,121,224.89	-----	-----	9,423,432.47	-----	3,697,792.42
	2008-2017				96,511,608.17	-----	-----	9,244,883.59	-----	87,266,724.58
	2016				7,646,247.83	-----	-----	2,587,427.83	5,058,820.00	-----
	No Year				84,956.98	-----	-----	-----	-----	84,956.98
	Subtotal		017	1611 000	65,743,158,179.82	19,010,414,000.00	6,000,000.00	19,187,579,634.34	5,058,820.00	65,566,933,725.48
National Sea-Based Deterrence Fund, Navy Fund Resources:										
Undisbursed Funds	2021-2025		017	1612 000	-----	4,122,199,000.00	-----	1,384,297,933.63	-----	2,737,901,066.37
	2020-2024				1,128,020,900.71	-----	-----	466,452,735.10	-----	661,568,165.61
	2019-2023				1,801,502,993.17	-----	-----	594,030,286.09	-----	1,207,472,707.08
	2018-2022				56,443,116.60	-----	-----	53,287,206.46	-----	3,155,910.14
	2017-2021				20,354,443.05	-----	-----	5,356,741.05	-----	14,997,702.00
	Subtotal		017	1612 000	3,006,321,453.53	4,122,199,000.00	-----	2,503,424,902.33	-----	4,625,095,551.20
Other Procurement, Navy Fund Resources:										
Undisbursed Funds	2021-2023		017	1810 000	-----	10,855,749,000.00	-----	2,331,927,858.40	-----	8,523,821,141.60

Footnotes at End of Chapter

Appropriations, Outlays, and Balances - Continued

Appropriation or Fund Account Title	Account Symbol				Balances, Beginning of Fiscal Year	Appropriations and Other Obligational Authority ¹	Transfers Borrowings and Investment (Net) ²	Outlays (Net)	Balances Withdrawn and Other Transactions ³	Balances, End of Fiscal Year	
	Period of Availability	ATA	AID	MAIN SUB							
	2020-2022				8,417,003,737.02	-87,052,000.00	-6,000,000.00	4,570,419,422.31	-----	3,753,532,314.71	
	2019-2021				3,679,954,879.43	-----	-----	1,856,472,945.31	-----	1,823,481,934.12	
	2018-2020				1,637,815,881.66	-----	-----	843,937,533.78	-----	793,878,347.88	
	2017-2019				450,603,405.69	-----	-----	153,312,558.70	-----	297,290,846.99	
	2016-2018				274,565,802.64	-----	-----	62,018,681.74	-----	212,547,120.90	
	2015-2017				247,202,842.07	-----	-----	38,673,226.31	-----	208,529,615.76	
	2014-2016				142,849,264.80	-----	-----	11,411,681.96	131,437,582.84	-----	
	No Year				52,569,308.66	30,485,427.00	-----	17,879,499.84	¹¹ 2,615,902.00	62,559,333.82	
	Subtotal		017	1810	000	14,902,565,121.97	10,799,182,427.00	-6,000,000.00	9,886,053,408.35	134,053,484.84	15,675,640,655.78
Total, Procurement, Department of the Navy						135,571,382,937.21	60,912,709,493.00	0.00	57,825,311,470.87	564,542,215.03	138,094,238,744.31
Department of the Air Force											
General Fund Accounts											
Aircraft Procurement, Air Force Fund Resources:											
Undisbursed Funds	2021-2023		057	3010	000	-----	19,469,021,000.00	-----	²⁶ 1,551,063,896.83	-----	17,917,957,103.17
	2020-2022					16,262,063,956.75	-543,015,000.00	-38,318,000.00	²⁷ 5,579,695,765.84	-----	10,101,035,190.91
	2019-2021					10,705,763,753.84	-481,847,000.00	-----	²⁸ 4,272,819,068.10	-----	5,951,097,685.74
	2018-2020					6,853,734,261.97	-----	-----	²⁹ 3,719,264,892.93	-----	3,134,469,369.04
	2017-2019					2,354,587,939.99	-----	-----	³⁰ 1,044,937,379.43	-----	1,309,650,560.56
	2016-2018					1,172,283,197.95	-----	-----	406,223,821.10	-----	766,059,376.85
	2015-2017					827,951,833.27	-----	-----	150,993,751.08	-----	676,958,082.19
	2014-2016					542,764,105.09	-----	-----	176,339,843.11	366,424,261.98	-----
	No Year					2,334,266.96	2,650,000.00	-----	1,833,003.72	¹¹ 15,687.00	3,135,576.24
	Subtotal		057	3010	000	38,721,483,315.82	18,446,809,000.00	-38,318,000.00	16,903,171,422.14	366,439,948.98	39,860,362,944.70
Procurement of Ammunition, Air Force Fund Resources:											
Undisbursed Funds	2021-2023		057	3011	000	-----	1,209,289,000.00	-----	23,141,042.40	-----	1,186,147,957.60
	2020-2022					2,502,481,941.35	-49,679,000.00	-----	³¹ 572,744,610.23	-----	1,880,058,331.12
	2019-2021					1,697,413,141.88	-----	-----	³² 928,253,432.22	-----	769,159,709.66
	2018-2020					591,957,959.23	-----	-----	287,530,799.75	-----	304,427,159.48
	2017-2019					401,332,457.05	-----	-----	188,162,011.95	-----	213,170,445.10
	2016-2018					174,692,277.75	-----	-----	79,984,357.81	-----	94,707,919.94
	2015-2017					18,483,115.47	-----	-----	4,230,537.81	-----	14,252,577.66
	2014-2016					14,200,377.79	-----	-----	4,116,301.07	10,084,076.72	-----
	Subtotal		057	3011	000	5,400,561,270.52	1,159,610,000.00	-----	2,088,163,093.24	10,084,076.72	4,461,924,100.56
Missile Procurement, Air Force Fund Resources:											
Undisbursed Funds	2021-2023		057	3020	000	-----	2,240,293,000.00	-----	305,942,121.93	-----	1,934,350,878.07
	2020-2022					2,378,733,786.19	-24,500,000.00	-90,000,000.00	³³ 675,434,175.55	-----	1,588,799,610.64
	2019-2021					2,025,767,102.92	-----	-----	³⁴ 828,990,938.91	-----	1,196,776,164.01
	2018-2020					959,134,760.08	-----	-----	³⁵ 511,998,537.74	-----	447,136,222.34
	2017-2019					300,305,978.62	-----	-----	224,821,682.36	-----	75,484,296.26
	2016-2018					246,502,638.88	-----	-----	114,523,823.07	-----	131,978,815.81

Footnotes at End of Chapter

Appropriations, Outlays, and Balances - Continued

Appropriation or Fund Account Title	Account Symbol				Balances, Beginning of Fiscal Year	Appropriations and Other Obligational Authority ¹	Transfers Borrowings and Investment (Net) ²	Outlays (Net)	Balances Withdrawn and Other Transactions ³	Balances, End of Fiscal Year	
	Period of Availability	ATA	AID	MAIN							SUB
	2015-2017				117,979,874.74	-----	-----	35,012,850.40	-----	82,967,024.34	
	2014-2016				78,742,996.49	-----	-----	40,863,750.91	37,879,245.58	-----	
	No Year				1,819,433.15	-----	-69,827.00	1,553.35	¹¹ 6,320.00	1,741,732.80	
	Subtotal		057	3020	000	6,108,986,571.07	2,215,793,000.00	-90,069,827.00	2,737,589,434.22	37,885,565.58	5,459,234,744.27
Missile Procurement, Air Force Fund Resources:											
Undisbursed Funds	1996-1998		057	3020	001	836,600.00	-----	-----	-----	³⁶ 836,600.00	
	1994-1996					3,284,200.00	-----	136,900.00	-----	³⁷ 3,147,300.00	
	1993-1995					103,302.00	-----	-----	-----	³⁷ 103,302.00	
	1992-1994					4,447,490.00	-----	-----	-----	³⁷ 4,447,490.00	
	1991-1993					618,299.00	-----	-----	-----	³⁷ 618,299.00	
	1990-1992					72,613.89	-----	-----	-----	³⁷ 72,613.89	
	Subtotal		057	3020	001	9,362,504.89	-----	136,900.00	-----	9,225,604.89	
Space Procurement, Air Force Fund Resources:											
Undisbursed Funds	2021-2023		057	3021	000	-----	-----	-3,711,052.34	-----	3,711,052.34	
	2020-2022					1,999,133,171.13	-64,400,000.00	840,519,575.20	-----	1,094,213,595.93	
	2019-2021					771,597,380.21	-----	311,335,163.39	-----	460,262,216.82	
	2018-2020					1,457,615,336.26	-----	567,382,638.71	-----	890,232,697.55	
	2017-2019					311,602,063.84	-----	173,570,713.72	-----	138,031,350.12	
	2016-2018					264,424,446.76	-----	124,184,831.25	-----	140,239,615.51	
	Subtotal		057	3021	000	4,804,372,398.20	-64,400,000.00	2,013,281,869.93	-----	2,726,690,528.27	
Procurement, Space Force, Air Force Fund Resources:											
Undisbursed Funds	2021-2023		057	3022	000	-----	2,300,374,000.00	-----	365,946,938.24	-----	1,934,427,061.76
Other Procurement, Air Force Fund Resources:											
Undisbursed Funds	2021-2023		057	3080	000	-----	23,794,982,000.00	-----	³⁸ 17,599,267,218.99	6,195,714,781.01	
	2020-2022					6,782,612,321.79	-66,726,000.00	28,577,000.00	³⁹ 3,788,747,835.85	2,955,715,485.94	
	2019-2021					3,119,552,421.65	-12,400,000.00	-----	⁴⁰ 1,788,443,589.78	1,318,708,831.87	
	2018-2020					972,494,935.47	-----	570,883,000.75	-----	401,611,934.72	
	2017-2019					441,311,339.18	-----	207,628,383.82	-----	233,682,955.36	
	2016-2018					200,640,522.60	-----	-53,103,919.40	-----	253,744,442.00	
	2015-2017					119,991,372.92	-----	19,143,739.48	-----	100,847,633.44	
	2014-2016					149,634,639.70	-----	9,892,517.59	139,742,122.11	-----	
	No Year					11,701,463.46	522,557.00	1,546,785.79	¹¹ 864,386.00	9,812,848.67	
	Subtotal		057	3080	000	11,797,939,016.77	23,716,378,557.00	28,577,000.00	23,932,449,152.65	140,606,508.11	11,469,838,913.01
Total, Procurement, Department of the Air Force						66,842,705,077.27	47,774,564,557.00	-99,810,827.00	48,040,738,810.42	555,016,099.39	65,921,703,897.46
Defense Agencies											
General Fund Accounts											
Procurement, Defense-Wide Fund Resources:											
Undisbursed Funds	2021-2023		097	0300	000	-----	6,236,086,000.00	-----	1,065,134,849.14	-----	5,170,951,150.86

Footnotes at End of Chapter

Appropriations, Outlays, and Balances - Continued

Appropriation or Fund Account Title	Account Symbol				Balances, Beginning of Fiscal Year	Appropriations and Other Obligational Authority ¹	Transfers Borrowings and Investment (Net) ²	Outlays (Net)	Balances Withdrawn and Other Transactions ³	Balances, End of Fiscal Year	
	Period of Availability	ATA	AID	MAIN SUB							
	2020-2022				4,757,400,593.14	-----	7,309,000.00	2,362,700,683.29	-----	2,402,008,909.85	
	2019-2021				3,319,188,128.77	-----	-----	1,678,713,982.16	-----	1,640,474,146.61	
	2018-2020				2,327,394,662.71	-----	-----	1,549,808,790.11	-----	777,585,872.60	
	2017-2019				474,583,437.26	-----	-----	231,276,438.79	-----	243,306,998.47	
	2016-2018				141,761,181.64	-----	-----	37,330,058.48	-----	104,431,123.16	
	2015-2017				113,253,878.83	-----	-----	890,614.17	-----	112,363,264.66	
	2014-2016				65,397,708.50	-----	-----	2,936,122.08	62,461,586.42	-----	
	No Year				-----	100,000,000.00	-----	-----	-----	100,000,000.00	
	Subtotal		097	0300	000	11,198,979,590.85	6,336,086,000.00	7,309,000.00	6,928,791,538.22	62,461,586.42	10,551,121,466.21
National Guard and Reserve Equipment Account, Defense Fund Resources:											
Undisbursed Funds	2021-2023		097	0350	000	-----	950,000,000.00	-----	7,408,468.81	-----	942,591,531.19
	2020-2022				-----	-----	-----	-51,296.01	-----	51,296.01	
	2019-2021				1,050,890,286.35	-----	-----	497,324,131.96	-----	553,566,154.39	
	2018-2020				775,502,670.40	-----	-----	498,928,399.10	-----	276,574,271.30	
	2017-2019				163,942,526.76	-----	-----	102,739,112.87	-----	61,203,413.89	
	2016-2018				67,209,998.37	-----	-----	23,599,559.34	-----	43,610,439.03	
	2015-2017				61,631,883.01	-----	-----	20,545,461.47	-----	41,086,421.54	
	2014-2016				22,620,523.66	-----	-----	4,343,249.68	18,277,273.98	-----	
	Subtotal		097	0350	000	2,141,797,888.55	950,000,000.00	-----	1,154,837,087.22	18,277,273.98	1,918,683,527.35
Defense Production Act Purchases, Defense Fund Resources:											
Undisbursed Funds	No Year		097	0360	000	950,876,334.25	174,639,000.00	-----	482,865,319.32	-----	642,650,014.93
Defense Production Act Program Account, Defense Fund Resources:											
Undisbursed Funds	No Year		097	0361	000	100,000,000.00	-----	-----	5,598,934.78	-----	94,401,065.22
Chemical Agents and Munitions Destruction, Defense Fund Resources:											
Undisbursed Funds	2021-2023		097	0390	000	-----	616,000.00	-----	616,000.00	-----	-----
	2021-2022				-----	971,267,000.00	-----	609,113,519.53	-----	362,153,480.47	
	2020-2022				2,218,000.00	-----	-----	2,218,000.00	-----	-----	
	2021				-----	75,727,000.00	-----	33,893,663.93	-----	41,833,336.07	
	2020-2021				278,838,560.65	-----	-----	270,488,931.70	-----	8,349,628.95	
	2020				34,333,459.59	-----	-----	34,382,822.97	-----	⁵ -49,363.38	
	2019-2020				31,513,359.65	-----	-----	5,814,106.68	-----	25,699,252.97	
	2018-2020				1,201,491.23	-----	-----	669,083.63	-----	532,407.60	
	2019				-2,332,946.61	-----	-----	19,016,941.75	-----	⁵ -21,349,888.36	
	2018-2019				7,864,325.39	-----	-----	419,193.55	-----	7,445,131.84	
	2018				878,836.10	-----	-----	-50,313.75	-----	929,149.85	
	2017-2018				1,538,859.86	-----	-----	11,010.91	-----	1,527,848.95	
	2016-2018				26,172.98	-----	-----	-----	-----	26,172.98	
	2017				1,765,988.31	-----	-----	-102,819.19	-----	1,868,807.50	
	2016-2017				10,285,062.73	-----	-----	-58,793.08	-----	10,343,855.81	

Footnotes at End of Chapter

Appropriations, Outlays, and Balances - Continued

Appropriation or Fund Account Title	Account Symbol				Balances, Beginning of Fiscal Year	Appropriations and Other Obligational Authority ¹	Transfers Borrowings and Investment (Net) ²	Outlays (Net)	Balances Withdrawn and Other Transactions ³	Balances, End of Fiscal Year
	Period of Availability	ATA	AID	MAIN SUB						
	2015-2017				322,483.86	-----	-----	-91,486.36	-----	413,970.22
	2016				2,456,981.91	-----	-----	-1,324.59	2,458,306.50	-----
	2015-2016				2,212,327.67	-----	-----	1,004,598.16	1,207,729.51	-----
	2014-2016				286.30	-----	-----	133.70	152.60	-----
	No Year				1,374,658.88	-----	-----	-----	-----	1,374,658.88
	Subtotal		097	0390 000	374,497,908.50	1,047,610,000.00	-----	977,343,269.54	3,666,188.61	441,098,450.35
Joint Improvised-Threat Defeat Fund, Defense Fund Resources:										
Undisbursed Funds	2018-2020		097	2093 000	167,950.67	-----	-----	-715,000.00	-----	882,950.67
	2017-2019				17,776,373.90	-----	-----	1,087,049.05	-----	16,689,324.85
	Subtotal		097	2093 000	17,944,324.57	-----	-----	372,049.05	-----	17,572,275.52
Total, Procurement, Defense Agencies					14,784,096,046.72	8,508,335,000.00	7,309,000.00	9,549,808,198.13	84,405,049.01	13,665,526,799.58
Total, Procurement					266,642,069,083.62	140,898,889,837.00	-325,945,827.00	141,445,861,350.49	1,587,608,439.05	264,181,543,304.08
Research, Development, Test, and Evaluation										
 Department of the Army										
 General Fund Accounts										
Research, Development, Test and Evaluation, Army Fund Resources:										
Undisbursed Funds	2021-2023		021	2040 000	-----	-----	-----	-15,009.74	-----	15,009.74
	2021-2022				-----	14,186,357,000.00	-----	5,896,766,968.30	-----	8,289,590,031.70
	2020-2022				-520,949.90	-----	-----	973,566.02	-----	° -1,494,515.92
	2020-2021				8,138,751,384.89	-287,106,000.00	42,978,000.00	5,837,902,451.82	-----	2,056,720,933.07
	2019-2021				151,805.94	-----	-----	566,806.52	-----	° -415,000.58
	2019-2020				2,275,033,608.19	-----	-----	1,465,618,440.25	-----	809,415,167.94
	2018-2019				914,420,226.90	-----	-----	484,755,226.13	-----	429,665,000.77
	2017-2018				251,376,467.21	-----	-----	35,196,051.59	-----	216,180,415.62
	2016-2017				177,913,680.61	-----	-----	13,838,186.18	-----	164,075,494.43
	2015-2016				154,194,642.96	-----	-541,873.00	16,422,001.24	137,230,768.72	-----
	No Year				29,538,830.41	10,685,000.00	541,873.00	20,341,524.42	° 346,193.00	20,077,985.99
	Subtotal		021	2040 000	11,940,859,697.21	13,909,936,000.00	42,978,000.00	13,772,366,212.73	137,576,961.72	11,983,830,522.76
Total, Research, Development, Test, and Evaluation, Department of the Army					11,940,859,697.21	13,909,936,000.00	42,978,000.00	13,772,366,212.73	137,576,961.72	11,983,830,522.76
 Department of the Navy										
 General Fund Accounts										
Research, Development, Test, and Evaluation, Navy Fund Resources:										
Undisbursed Funds	2021-2023		017	1319 000	-----	-----	-----	-6,327,667.21	-----	6,327,667.21
	2021-2022				-----	20,051,240,000.00	-----	10,237,668,414.99	-----	9,813,571,585.01
	2020-2022				8,692,448.28	-----	-----	1,812,711.62	-----	6,879,736.66
	2020-2021				10,196,107,575.14	-84,005,000.00	5,000,000.00	7,372,083,266.94	-----	2,745,019,308.20
	2019-2021				2,446,915.37	-----	-----	22,138.43	-----	2,424,776.94
	2019-2020				2,271,250,291.47	-----	-----	1,421,970,571.50	-----	849,279,719.97

Footnotes at End of Chapter

Appropriations, Outlays, and Balances - Continued

Appropriation or Fund Account Title	Account Symbol				Balances, Beginning of Fiscal Year	Appropriations and Other Obligational Authority ¹	Transfers Borrowings and Investment (Net) ²	Outlays (Net)	Balances Withdrawn and Other Transactions ³	Balances, End of Fiscal Year
	Period of Availability	ATA	AID	MAIN SUB						
	2018-2019				939,670,667.21	-----	-----	370,346,351.17	-----	569,324,316.04
	2017-2018				487,846,699.90	-----	-----	78,231,508.75	-----	409,615,191.15
	2016-2017				336,291,829.75	-----	-----	27,027,530.28	-----	309,264,299.47
	2015-2016				273,921,878.02	-----	-----	47,420,396.45	226,501,481.57	-----
	No Year				162,516,602.21	100,087,055.00	-----	92,732,989.27	¹¹ 3,080,545.00	166,790,122.94
	Subtotal		017	1319	000	14,678,744,907.35	20,067,322,055.00	5,000,000.00	19,642,988,212.19	229,582,026.57
Total, Research, Development, Test, and Evaluation, Department of the Navy						14,678,744,907.35	20,067,322,055.00	5,000,000.00	19,642,988,212.19	229,582,026.57
Department of the Air Force										
General Fund Accounts										
Research, Development, Test, and Evaluation, Air Force Fund Resources:										
Undisbursed Funds	2021-2023		057	3600	000	-----	-----	469,678.32	-----	⁵ -469,678.32
	2021-2022					-----	35,978,282,000.00	⁴¹ 19,835,967,554.54	-----	16,142,314,445.46
	2020-2022					177,593.50	-----	-89,690.74	-----	267,284.24
	2020-2021					22,993,263,305.75	-251,809,000.00	85,000,000.00	⁴² 17,563,316,288.97	5,263,138,016.78
	2019-2021					269,884.62	-----	-3,750.14	-----	273,634.76
	2019-2020					4,840,930,652.30	-----	⁴³ 2,652,400,055.08	-----	2,188,530,597.22
	2018-2019					1,522,763,631.04	-----	654,392,773.80	-----	868,370,857.24
	2017-2018					613,420,288.55	-----	173,079,433.07	-----	440,340,855.48
	2016-2017					310,431,511.15	-----	50,826,069.44	-----	259,605,441.71
	2015-2016					590,470,279.60	-----	281,247,292.25	309,222,987.35	-----
	No Year					98,415,430.03	45,660,257.00	37,323,794.30	¹¹ 1,806,545.00	104,945,347.73
	Subtotal		057	3600	000	30,970,142,576.54	35,772,133,257.00	85,000,000.00	41,248,929,498.89	311,029,532.35
Research, Development, Test, and Evaluation, Space Force, Air Force Fund Resources:										
Undisbursed Funds	2021-2022		057	3620	000	-----	10,506,869,000.00	-----	5,495,845,129.79	-----
	No Year					-----	-----	-----	-1,384.62	1,384.62
	Subtotal		057	3620	000	- 0 -	10,506,869,000.00	-----	5,495,843,745.17	-----
Total, Research, Development, Test, and Evaluation, Department of the Air Force						30,970,142,576.54	46,279,002,257.00	85,000,000.00	46,744,773,244.06	311,029,532.35
Defense Agencies										
General Fund Accounts										
Research, Development, Test, and Evaluation, Defense Agencies Fund Resources:										
Undisbursed Funds	2021-2022		097	0400	000	-----	25,937,704,000.00	-----	9,633,017,626.54	-----
	2020-2022					-----	-----	-----	23,765.80	⁵ -23,765.80
	2020-2021					17,277,304,631.83	-385,196,000.00	-21,568,000.00	11,985,260,346.64	4,885,280,285.19
	2019-2020					3,902,493,840.46	-----	-----	2,588,343,862.52	1,314,149,977.94
	2018-2020					-----	-----	-----	-4,380.79	4,380.79
	2018-2019					1,425,786,704.31	-----	-----	672,998,742.33	752,787,961.98
	2017-2019					-2,003.81	-----	-----	-----	⁵ -2,003.81

Footnotes at End of Chapter

Appropriations, Outlays, and Balances - Continued

Appropriation or Fund Account Title	Account Symbol				Balances, Beginning of Fiscal Year	Appropriations and Other Obligational Authority ¹	Transfers Borrowings and Investment (Net) ²	Outlays (Net)	Balances Withdrawn and Other Transactions ³	Balances, End of Fiscal Year
	Period of Availability	ATA	AID	MAIN SUB						
	2017-2018				618,427,419.44	-----	-----	117,785,484.78	-----	500,641,934.66
	2016-2018				35,805.92	-----	-----	-----	-----	35,805.92
	2017				3,225,412.61	-----	-----	3,453,761.18	-----	⁵ -228,348.57
	2016-2017				316,661,903.03	-----	-----	41,428,020.06	-----	275,233,882.97
	2015-2016				261,679,267.71	-----	-----	21,106,548.30	240,572,719.41	-----
	No Year				180,944,502.39	60,674,929.00	-----	90,977,792.72	¹¹ 3,575,225.00	147,066,413.67
	Subtotal		097	0400	23,986,557,483.89	25,613,182,929.00	-21,568,000.00	25,154,391,570.08	244,147,944.41	24,179,632,898.40
Department of Defense Rapid Prototyping Fund, Defense Fund Resources:										
Undisbursed Funds										
	2019-2023		097	0402	1,268,000.00	-----	-----	-----	-----	1,268,000.00
	2015-2023				38,000.00	-----	-----	-----	-----	38,000.00
	2018-2022				10,401,299.22	-----	-----	6,732,219.94	-----	3,669,079.28
	2013-2022				505,000.00	-----	-----	-----	-----	505,000.00
	2019-2021				47,963,335.21	-----	-----	11,469,319.17	-----	36,494,016.04
	2017-2021				307,975.82	-----	-----	271,975.82	-----	36,000.00
	2014-2021				1,099,445.82	-----	-----	447,975.06	-----	651,470.76
	2019-2020				19,811,000.00	-----	-----	10,293,867.14	-----	9,517,132.86
	2018-2020				45,942,419.92	-----	-----	19,150,245.37	-----	26,792,174.55
	2016-2020				665,133.66	-----	-----	661,763.58	-----	3,370.08
	2012-2020				9,258,359.52	-----	-----	5,669,272.98	-----	3,589,086.54
	2011-2020				10,619,760.82	-----	-----	5,333,507.48	-----	5,286,253.34
	2009-2020				15,325,854.28	-----	-----	9,159,740.24	-----	6,166,114.04
	2018-2019				13,112,500.32	-----	-----	10,036,406.80	-----	3,076,093.52
	2017-2019				9,916,623.04	-----	-----	11,517,190.66	-----	⁶ -1,600,567.62
	Subtotal		097	0402	186,234,707.63	-----	-----	90,743,484.24	-----	95,491,223.39
Operational Test and Evaluation, Defense Fund Resources:										
Undisbursed Funds										
	2021-2022		097	0460	-----	257,120,000.00	-----	105,482,523.27	-----	151,637,476.73
	2020-2021				117,452,032.13	-----	-----	86,321,887.32	-----	31,130,144.81
	2019-2020				104,791,888.29	-----	-----	65,467,944.43	-----	39,323,943.86
	2018-2019				3,920,822.88	-----	-----	882,207.66	-----	3,038,615.22
	2017-2018				3,359,840.77	-----	-----	724,931.37	-----	2,634,909.40
	2016-2017				4,076,413.66	-----	-----	263,415.37	-----	3,812,998.29
	2015-2016				2,421,663.70	-----	-----	-166,960.23	2,588,623.93	-----
	Subtotal		097	0460	236,022,661.43	257,120,000.00	-----	258,975,949.19	2,588,623.93	231,578,088.31
Special Fund Accounts										
Contributions for Renewable Energy Impact Assessments and Mitigation, Defense Fund Resources:										
Undisbursed Funds										
	No Year		097	5753	2,778,402.53	950,000.00	-----	446,043.97	-----	3,282,358.56
Total, Research, Development, Test, and Evaluation, Defense Agencies					24,411,593,255.48	25,871,252,929.00	-21,568,000.00	25,504,557,047.48	246,736,568.34	24,509,984,568.66
Total, Research, Development, Test, and Evaluation					82,001,340,436.58	106,127,513,241.00	111,410,000.00	105,664,684,716.46	924,925,088.98	81,650,653,872.14

Footnotes at End of Chapter

Appropriations, Outlays, and Balances - Continued

Appropriation or Fund Account Title	Account Symbol				Balances, Beginning of Fiscal Year	Appropriations and Other Obligational Authority ¹	Transfers Borrowings and Investment (Net) ²	Outlays (Net)	Balances Withdrawn and Other Transactions ³	Balances, End of Fiscal Year
	Period of Availability	ATA	AID	MAIN						
<p align="center">Military Construction Department of the Army General Fund Accounts</p>										
Military Construction, Army Fund Resources: Undisbursed Funds	2021-2025		021	2050	000	----- 882,011,000.00	100,000.00	970,152.09	-----	881,140,847.91
	2020-2024					1,337,496,976.22	13,600,000.00	326,823,332.73	-----	1,024,273,643.49
	2021-2023					----- 48,000,000.00	-----	-----	-----	48,000,000.00
	2019-2023					1,053,840,575.02	-----	269,955,391.30	-----	783,885,183.72
	2018-2022					705,494,083.69	2,000,000.00	242,578,284.04	-----	464,915,799.65
	2017-2021					160,565,627.14	-----	49,268,873.22	-----	111,296,753.92
	2016-2020					263,483,292.95	-2,100,000.00	65,072,898.60	-----	196,310,394.35
	2015-2019					56,355,912.11	-----	31,901,042.16	-----	24,454,869.95
	2014-2018					33,098,760.12	-----	9,043,368.42	-----	24,055,391.70
	2015-2017					24,771,824.71	-----	7,502,046.35	-----	17,269,778.36
	2013-2017					123,370,617.18	-----	16,603,114.42	-----	106,767,502.76
	2016					29,069,514.23	-----	-----	29,069,514.23	-----
	2012-2016					81,353,773.86	-----	35,609,300.68	45,744,473.18	-----
	No Year					24,818,915.02	-----	391,531.69	-----	24,427,383.33
	Subtotal		021	2050	000	3,893,719,872.25	930,011,000.00	1,055,719,335.70	74,813,987.41	3,706,797,549.14
Military Construction, Army National Guard Fund Resources: Undisbursed Funds	2021-2025		021	2085	000	----- 399,272,000.00	-----	1,381,483.99	-----	397,890,516.01
	2020-2024					431,408,059.43	-----	68,097,429.10	-----	363,310,630.33
	2019-2023					155,341,432.00	-----	47,732,695.97	-----	107,608,736.03
	2018-2022					625,147,605.21	-----	64,634,107.01	-----	560,513,498.20
	2017-2021					76,059,719.00	-----	28,057,703.77	-----	48,002,015.23
	2016-2020					41,332,643.55	-----	18,387,638.05	-----	22,945,005.50
	2015-2019					11,643,253.54	-----	6,018,310.18	-----	5,624,943.36
	2014-2018					14,999,357.87	-----	927,765.12	-----	14,071,592.75
	2013-2017					39,906,435.34	-----	3,172,113.94	-----	36,734,321.40
	2012-2016					24,703,760.71	-----	-2,024.50	24,705,785.21	-----
	Subtotal		021	2085	000	1,420,542,266.65	399,272,000.00	238,407,222.63	24,705,785.21	1,556,701,258.81
Military Construction, Army Reserve Fund Resources: Undisbursed Funds	2021-2025		021	2086	000	----- 88,337,000.00	-----	141,096.50	-----	88,195,903.50
	2020-2024					61,222,053.04	-----	28,999,399.33	-----	32,222,653.71
	2019-2023					63,329,513.25	-----	35,742,503.77	-----	27,587,009.48
	2018-2022					66,536,752.77	-----	32,253,995.78	-----	34,282,756.99
	2017-2021					5,763,014.30	-----	4,351,731.13	-----	1,411,283.17
	2016-2020					22,486,735.95	-----	14,918,725.80	-----	7,568,010.15
	2015-2019					6,495,482.58	-----	4,975,041.71	-----	1,520,440.87
	2015-2018					686,580.45	-----	210,690.14	-----	475,890.31

Footnotes at End of Chapter

Appropriations, Outlays, and Balances - Continued

Appropriation or Fund Account Title	Account Symbol				Balances, Beginning of Fiscal Year	Appropriations and Other Obligational Authority ¹	Transfers Borrowings and Investment (Net) ²	Outlays (Net)	Balances Withdrawn and Other Transactions ³	Balances, End of Fiscal Year
	Period of Availability	ATA	AID	MAIN						
	2014-2018				2,828,348.72	-----	-----	2,233,475.82	-----	594,872.90
	2013-2017				1,443,153.81	-----	-----	536,198.47	-----	906,955.34
	2012-2016				498,297.46	-----	-----	496,745.97	1,551.49	-----
Transfer To:										
Federal Highway Administration, Transportation	2018-2022	069	021	2086	005	70,544.00	-----	630.99	-----	69,913.01
	2017-2021					1,028,456.00	-----	681,731.43	-----	346,724.57
	2016-2020					3,817,843.98	-----	3,147,121.44	-----	670,722.54
	Subtotal		021	2086	000	236,206,776.31	88,337,000.00	128,689,088.28	1,551.49	195,853,136.54
Total, Military Construction, Department of the Army						5,550,468,915.21	1,417,620,000.00	13,600,000.00	1,422,815,646.61	99,521,324.11
Department of the Navy										
General Fund Accounts										
Military Construction, Navy										
Fund Resources:										
Undisbursed Funds	2021-2025		017	1205	000	-----	1,898,464,000.00	-----	50,067,669.61	1,848,396,330.39
	2020-2024					6,313,844,863.02	-35,307,607.00	881,976,585.41	-----	5,396,560,670.61
	2021-2023					-----	37,700,000.00	-----	474,735.40	37,225,264.60
	2019-2023					2,678,708,153.84	-10,810,131.00	480,000.00	-----	1,778,502,545.18
	2018-2022					1,273,641,013.23	-1,882,262.00	-----	280,993,557.00	990,765,194.23
	2017-2021					425,034,129.96	-----	-480,000.00	189,874,288.86	234,679,841.10
	2016-2020					451,402,714.84	-----	-----	218,314,139.89	233,088,574.95
	2015-2019					138,533,725.85	-----	-----	56,481,683.19	82,052,042.66
	2015-2018					2,391,687.00	-----	-----	-243,919.59	2,635,606.59
	2014-2018					126,305,183.00	-----	-----	63,568,373.97	62,736,809.03
	2013-2017					88,255,781.65	-----	-----	35,893,349.83	52,362,431.82
	2012-2016					20,149,899.26	-----	8,771,477.52	11,378,421.74	-----
	No Year					545,543.18	-----	-----	-----	545,543.18
Transfer To:										
Transportation	2020-2024	069	017	1205	005	8,750,000.00	-----	-----	-----	8,750,000.00
	Subtotal		017	1205	000	11,527,562,694.83	1,888,164,000.00	-----	2,676,047,418.75	11,378,421.74
Military Construction, Naval Reserve										
Fund Resources:										
Undisbursed Funds	2021-2025		017	1235	000	-----	70,995,000.00	-----	-----	70,995,000.00
	2020-2024					54,955,000.00	-----	2,665,606.14	-----	52,289,393.86
	2019-2023					27,281,517.02	-----	10,834,059.74	-----	16,447,457.28
	2018-2022					53,968,163.33	-----	31,522,525.07	-----	22,445,638.26
	2017-2021					22,731,153.91	-----	3,971,817.12	-----	18,759,336.79
	2016-2020					24,775,590.74	-----	12,371,278.57	-----	12,404,312.17
	2015-2019					14,186,319.13	-----	5,995,389.01	-----	8,190,930.12
	2015-2018					1,603,598.59	-----	1,603,598.59	-----	-----
	2014-2018					752,768.93	-----	478,156.93	-----	274,612.00
	2013-2017					1,595,160.22	-----	606,714.11	-----	988,446.11
	2012-2016					155,803.50	-----	-57,462.06	213,265.56	-----

Footnotes at End of Chapter

Appropriations, Outlays, and Balances - Continued

Appropriation or Fund Account Title	Account Symbol				Balances, Beginning of Fiscal Year	Appropriations and Other Obligational Authority ¹	Transfers Borrowings and Investment (Net) ²	Outlays (Net)	Balances Withdrawn and Other Transactions ³	Balances, End of Fiscal Year	
	Period of Availability	ATA	AID	MAIN SUB							
Special Fund Accounts	Subtotal		017	1235	000	202,005,075.37	70,995,000.00	-----	69,991,683.22	213,265.56	202,795,126.59
Ford Island Improvement Account Fund Resources:											
Undisbursed Funds	No Year		017	5562	000	100,000.00	-----	-----	-----	-----	100,000.00
Total, Military Construction, Department of the Navy						11,729,667,770.20	1,959,159,000.00	-----	2,746,039,101.97	11,591,687.30	10,931,195,980.93
Department of the Air Force											
General Fund Accounts											
Military Construction, Air Force Fund Resources:											
Undisbursed Funds	2021-2025		057	3300	000	-----	943,397,700.00	10,197,000.00	17,444,919.24	-----	936,149,780.76
	2020-2024					4,957,881,214.45	-----	-13,600,000.00	284,688,407.00	-----	4,659,592,807.45
	2021-2023					-----	75,700,000.00	-----	750,000.00	-----	74,950,000.00
	2019-2023					2,535,828,763.74	-3,975,000.00	-----	434,098,455.20	-----	2,097,755,308.54
	2018-2022					1,304,615,640.42	-3,000,000.00	-----	459,435,288.71	-----	842,180,351.71
	2017-2021					897,391,651.85	-3,000,000.00	-----	298,400,343.16	-----	595,991,308.69
	2016-2020					499,028,810.70	-----	-----	149,407,684.65	-----	349,621,126.05
	2015-2019					136,828,590.97	-----	-----	16,839,373.66	-----	119,989,217.31
	2015-2018					885,979.62	-----	-----	-117.85	-----	886,097.47
	2014-2018					17,930,662.44	-----	-----	11,287,020.03	-----	6,643,642.41
	2015-2017					48,969,109.01	-----	-----	13,423,264.35	-----	35,545,844.66
	2013-2017					3,094,221.91	-----	-----	36,072.29	-----	3,058,149.62
	2012-2016					15,890,743.73	-----	-10,197,000.00	859,203.58	4,834,540.15	-----
Transfer To:											
Federal Highway Administration, Transportation	2021-2025	069	057	3300	005	-----	627,300.00	-----	-----	-----	627,300.00
	2015-2019					802,401.88	-----	-----	792,358.82	-----	10,043.06
	Subtotal		057	3300	000	10,419,147,790.72	1,009,750,000.00	-13,600,000.00	1,687,462,272.84	4,834,540.15	9,723,000,977.73
Military Construction, Air Force Reserve Fund Resources:											
Undisbursed Funds	2021-2025		057	3730	000	-----	48,117,000.00	-----	6,677.01	-----	48,110,322.99
	2020-2024					84,502,918.34	-----	-----	4,641,850.00	-----	79,861,068.34
	2019-2023					115,120,761.74	-----	-----	22,793,834.18	-----	92,326,927.56
	2018-2022					74,935,108.13	-----	-----	37,016,223.84	-----	37,918,884.29
	2017-2021					37,635,231.44	-----	-----	12,288,045.16	-----	25,347,186.28
	2016-2020					6,926,339.72	-----	-----	4,229,801.83	-----	2,696,537.89
	2015-2019					575,113.92	-----	-----	279,744.56	-----	295,369.36
	2014-2018					923,345.20	-----	-----	69,785.92	-----	853,559.28
	2013-2017					67,883.71	-----	-----	-----	-----	67,883.71
	2012-2016					768,025.65	-----	-----	22,200.00	745,825.65	-----
	Subtotal		057	3730	000	321,454,727.85	48,117,000.00	-----	81,348,162.50	745,825.65	287,477,739.70

Footnotes at End of Chapter

Appropriations, Outlays, and Balances - Continued

Appropriation or Fund Account Title	Account Symbol				Balances, Beginning of Fiscal Year	Appropriations and Other Obligational Authority ¹	Transfers Borrowings and Investment (Net) ²	Outlays (Net)	Balances Withdrawn and Other Transactions ³	Balances, End of Fiscal Year	
	Period of Availability	ATA	AID	MAIN							SUB
Military Construction, Air National Guard Fund Resources:											
Undisbursed Funds	2021-2025		057	3830	000	-----	93,714,000.00	-----	12,851.55	-----	93,701,148.45
	2020-2024					221,471,000.00	-----	-----	14,299,894.53	-----	207,171,105.47
	2019-2023					173,636,217.37	-----	-----	29,845,368.17	-----	143,790,849.20
	2018-2022					145,838,070.72	-----	-----	54,194,064.87	-----	91,644,005.85
	2017-2021					45,940,723.00	-----	-----	21,571,926.00	-----	24,368,797.00
	2016-2020					6,041,451.65	-----	-----	4,305,689.00	-----	1,735,762.65
	2015-2019					7,280,491.53	-----	-----	5,284,473.33	-----	1,996,018.20
	2014-2018					311,044.88	-----	-----	97,727.71	-----	213,317.17
	2013-2017					187,139.93	-----	-----	93,005.12	-----	94,134.81
	2012-2016					87,700.33	-----	-----	19,779.00	67,921.33	-----
	Subtotal		057	3830	000	600,793,839.41	93,714,000.00	-----	129,724,779.28	67,921.33	564,715,138.80
Total, Military Construction, Department of the Air Force						11,341,396,357.98	1,151,581,000.00	-13,600,000.00	1,898,535,214.62	5,648,287.13	10,575,193,856.23
Defense Agencies											
General Fund Accounts											
Chemical Demilitarization Construction, Defense-Wide Fund Resources:											
Undisbursed Funds	2015-2019		097	0391	000	16,190,387.39	-----	-----	14,132,590.89	-----	2,057,796.50
	2014-2018					7,575.41	-----	-----	-----	-----	7,575.41
	2013-2017					8,350,620.17	-----	-----	-214.99	-----	8,350,835.16
	2012-2016					912.21	-----	-----	-----	912.21	-----
	Subtotal		097	0391	000	24,549,495.18	-----	-----	14,132,375.90	912.21	10,416,207.07
Military Construction, Defense-Wide Fund Resources:											
Undisbursed Funds	2021-2025		097	0500	000	-----	2,172,909,000.00	500,000.00	31,610,089.78	-----	2,141,798,910.22
	2020-2024					2,542,006,370.87	-35,700,000.00	13,000,000.00	356,313,297.78	-----	2,162,993,073.09
	2019-2023					2,137,209,156.87	-17,596,000.00	10,010,000.00	545,948,207.96	-----	1,583,674,948.91
	2018-2022					1,832,675,800.42	-19,542,000.00	16,130,000.00	669,901,895.55	-----	1,159,361,904.87
	2017-2021					898,099,114.73	-88,000,000.00	-4,329,000.00	262,654,370.18	-----	543,115,744.55
	2016-2020					647,607,208.56	-----	-15,786,000.00	186,905,577.11	-----	444,915,631.45
	2015-2019					611,202,099.03	-----	-10,000,000.00	178,276,374.83	-----	422,925,724.20
	2014-2018					407,020,520.16	-----	-1,500,000.00	158,237,472.96	-----	247,283,047.20
	2015-2017					3,316,361.27	-----	-----	227.43	-----	3,316,133.84
	2013-2017					160,695,308.68	-----	-4,221,000.00	41,757,708.65	-----	114,716,600.03
	2012-2016					105,522,002.85	-----	-3,581,969.71	56,179,667.35	45,760,365.79	-----
Transfer To:											
Transportation	2012-2016	069	097	0500	005	222,030.29	-----	-222,030.29	-----	-----	-----
	Subtotal		097	0500	000	9,345,575,973.73	2,012,071,000.00	0.00	2,487,784,889.58	45,760,365.79	8,824,101,718.36
Department of Defense Base Closure Account 1990, Defense Fund Resources:											
Undisbursed Funds	No Year		097	0510	000	86,992,928.07	-----	-----	9,447,959.58	-----	77,544,968.49

Footnotes at End of Chapter

Appropriations, Outlays, and Balances - Continued

Appropriation or Fund Account Title	Account Symbol				Balances, Beginning of Fiscal Year	Appropriations and Other Obligational Authority ¹	Transfers Borrowings and Investment (Net) ²	Outlays (Net)	Balances Withdrawn and Other Transactions ³	Balances, End of Fiscal Year
	Period of Availability	ATA	AID	MAIN SUB						
Department of Defense Base Closure Account 2005, Defense Fund Resources: Undisbursed Funds	No Year		097	0512 000	583,575,859.19	-----	-----	2,935,871.11	-----	580,639,988.08
Department of Defense Base Closure Account, Defense Fund Resources: Undisbursed Funds	No Year		097	0516 000	1,230,208,380.33	430,447,000.00	-----	355,271,997.58	-----	1,305,383,382.75
Transfer To: Transportation	No Year	069	097	0516 005	840,752.32	-----	-----	548,764.97	-----	291,987.35
			097	0516 000	1,231,049,132.65	430,447,000.00	-----	355,820,762.55	-----	1,305,675,370.10
Foreign Currency Fluctuations, Construction, Defense Fund Resources: Undisbursed Funds	No Year		097	0803 000	56,170,620.87	-----	71,100,000.00	-----	-----	127,270,620.87
North Atlantic Treaty Organization, Security Investment Program, Defense Fund Resources: Undisbursed Funds	No Year		097	0804 000	1,012,790,554.82	173,030,000.00	-----	209,047,368.80	-----	976,773,186.02
Total, Military Construction, Defense Agencies					12,340,704,564.51	2,615,548,000.00	71,100,000.00	3,079,169,227.52	45,761,278.00	11,902,422,058.99
Total, Military Construction					40,962,237,607.90	7,143,908,000.00	71,100,000.00	9,146,559,190.72	162,522,576.54	38,868,163,840.64
Family Housing										
Department of the Army										
General Fund Accounts										
Family Housing Construction, Army Fund Resources: Undisbursed Funds	2021-2025		021	0720 000	-----	119,400,000.00	5,063,000.00	2,206,760.27	-----	122,256,239.73
	2020-2024				141,477,911.37	-----	5,000,000.00	10,802,732.22	-----	135,675,179.15
	2021-2023				-----	4,500,000.00	-----	40,316.37	-----	4,459,683.63
	2019-2023				317,446,424.72	-----	5,000,000.00	74,105,581.57	-----	248,340,843.15
	2018-2022				136,685,901.42	-----	5,000,000.00	40,820,608.60	-----	100,865,292.82
	2017-2021				53,733,121.55	-----	5,000,000.00	46,277,186.81	-----	12,455,934.74
	2016-2020				6,516,341.25	-----	-----	4,543,925.28	-----	1,972,415.97
	2015-2019				5,930,273.87	-----	-----	648,266.54	-----	5,282,007.33
	2014-2018				64,540.06	-----	-----	1,044.61	-----	63,495.45
	2013-2017				4,833,432.08	-----	-----	-7,124.76	-----	4,840,556.84
	2012-2016				35,870,383.53	-----	-25,063,000.00	1,588,031.63	9,219,351.90	-----
	Subtotal		021	0720 000	702,558,329.85	123,900,000.00	-----	181,027,329.14	9,219,351.90	636,211,648.81
Family Housing Operation and Maintenance, Army Fund Resources: Undisbursed Funds	2021-2023		021	0725 000	-----	20,000,000.00	-----	-----	-----	20,000,000.00
	2021-2022				-----	-----	-----	-547,851.67	-----	547,851.67
	2021				-----	352,342,000.00	14,000,000.00	232,771,585.91	-----	133,570,414.09
	2020-2021				30,748,867.96	-----	-----	24,111,288.50	-----	6,637,579.46
	2020				163,330,474.79	-----	-----	76,017,099.17	-----	87,313,375.62
	2019				74,037,025.75	-----	-----	14,921,822.74	-----	59,115,203.01
	2018				68,688,750.37	-----	-14,000,000.00	4,084,942.76	-----	50,603,807.61

Footnotes at End of Chapter

Appropriations, Outlays, and Balances - Continued

Appropriation or Fund Account Title	Account Symbol				Balances, Beginning of Fiscal Year	Appropriations and Other Obligational Authority ¹	Transfers Borrowings and Investment (Net) ²	Outlays (Net)	Balances Withdrawn and Other Transactions ³	Balances, End of Fiscal Year
	Period of Availability	ATA	AID	MAIN SUB						
	2017				56,247,699.23	-----	-----	8,256,834.91	-----	47,990,864.32
	2016				59,700,373.13	-----	-----	14,447,773.22	45,252,599.91	-----
	Subtotal		021	0725 000	452,753,191.23	372,342,000.00	-----	374,063,495.54	45,252,599.91	405,779,095.78
Total, Family Housing, Department of the Army					1,155,311,521.08	496,242,000.00	-----	555,090,824.68	54,471,951.81	1,041,990,744.59
Department of the Navy										
General Fund Accounts										
Family Housing Construction, Navy and Marine Corps										
Fund Resources:										
Undisbursed Funds										
	2021-2025		017	0730 000	-----	42,897,000.00	-----	-----	-----	42,897,000.00
	2020-2024				47,661,000.00	-----	-----	-----	-----	47,661,000.00
	2019-2023				99,976,528.50	-----	10,000.00	15,643,374.29	-----	84,343,154.21
	2018-2022				82,788,381.13	-----	-----	22,664,526.17	-----	60,123,854.96
	2017-2021				84,509,774.64	-----	-----	38,810,931.47	-----	45,698,843.17
	2016-2020				7,505,530.85	-----	-10,000.00	4,243,805.22	-----	3,251,725.63
	2015-2019				1,643,149.21	-----	-----	44,432.63	-----	1,598,716.58
	2014-2018				6,546,781.86	-----	-----	11,222.93	-----	6,535,558.93
	2013-2017				5,883,809.74	-----	-----	-----	-----	5,883,809.74
	2012-2016				1,704,093.67	-----	-----	230,096.60	1,473,997.07	-----
	Subtotal		017	0730 000	338,219,049.60	42,897,000.00	-----	81,648,389.31	1,473,997.07	297,993,663.22
Family Housing Operation and Maintenance, Navy and Marine Corps										
Fund Resources:										
Undisbursed Funds										
	2021-2023		017	0735 000	-----	20,000,000.00	-----	16,103,011.74	-----	3,896,988.26
	2021				-----	346,493,000.00	2,440,000.00	169,178,028.50	-----	179,754,971.50
	2020-2021				50,747,126.97	-----	-----	7,154,782.56	-----	43,592,344.41
	2020				143,177,431.59	-----	-800,000.00	104,715,505.80	-----	37,661,925.79
	2019				66,847,966.42	-----	-9,200,000.00	34,550,881.60	-----	23,097,084.82
	2018				54,017,533.26	-----	-17,000,000.00	20,645,167.50	-----	16,372,365.76
	2017				55,630,522.64	-----	-36,000,000.00	322,129.82	-----	19,308,392.82
	2016				23,566,842.71	-----	-540,000.00	3,972,571.31	19,054,271.40	-----
	Subtotal		017	0735 000	393,987,423.59	366,493,000.00	-61,100,000.00	356,642,078.83	19,054,271.40	323,684,073.36
Total, Family Housing, Department of the Navy					732,206,473.19	409,390,000.00	-61,100,000.00	438,290,468.14	20,528,268.47	621,677,736.58
Department of the Air Force										
General Fund Accounts										
Family Housing Construction, Air Force										
Fund Resources:										
Undisbursed Funds										
	2021-2025		057	0740 000	-----	97,214,000.00	30,000,000.00	115,611.63	-----	127,098,388.37
	2020-2024				103,285,727.26	-----	1,000,000.00	2,120,546.88	-----	102,165,180.38
	2019-2023				97,841,830.73	-----	-11,000,000.00	205,256.87	-----	86,636,573.86
	2018-2022				104,390,462.35	-----	-----	699,512.86	-----	103,690,949.49
	2017-2021				86,350,980.04	-----	2,000,000.00	4,475,486.53	-----	83,875,493.51
	2016-2020				124,181,521.01	-----	-----	30,920,122.55	-----	93,261,398.46
	2015-2019				5,727,080.72	-----	-----	-----	-----	5,727,080.72

Footnotes at End of Chapter

Appropriations, Outlays, and Balances - Continued

Appropriation or Fund Account Title	Account Symbol				Balances, Beginning of Fiscal Year	Appropriations and Other Obligational Authority ¹	Transfers Borrowings and Investment (Net) ²	Outlays (Net)	Balances Withdrawn and Other Transactions ³	Balances, End of Fiscal Year	
	Period of Availability	ATA	AID	MAIN							SUB
	2014-2018				46,220,617.25	-----	-----	326,966.89	-----	45,893,650.36	
	2013-2017				50,852,869.16	-----	-----	2,740,360.28	-----	48,112,508.88	
	2012-2016				32,370,942.04	-----	-30,000,000.00	155,635.31	2,215,306.73	-----	
	Subtotal		057	0740	000	651,222,030.56	97,214,000.00	-8,000,000.00	41,759,499.80	2,215,306.73	696,461,224.03
Family Housing Operation and Maintenance, Air Force Fund Resources:											
Undisbursed Funds	2021-2023		057	0745	000	-----	20,000,000.00	-----	764,137.75	-----	19,235,862.25
	2021-2022					-----	-----	3,218,251.22	-----	-----	⁵ -3,218,251.22
	2021					-----	317,021,000.00	30,000,000.00	138,363,083.86	-----	208,657,916.14
	2020-2021					29,669,602.99	-----	-----	7,596,234.02	-----	22,073,368.97
	2020					164,987,222.87	-----	-----	70,760,018.40	-----	94,227,204.47
	2019					126,498,034.14	-----	-----	36,580,516.32	-----	89,917,517.82
	2018					83,995,883.99	-----	-----	17,370,863.27	-----	66,625,020.72
	2017					43,108,614.51	-----	-----	1,064,202.06	-----	42,044,412.45
	2016					56,454,815.84	-----	-32,000,000.00	8,920,463.91	15,534,351.93	-----
	Subtotal		057	0745	000	504,714,174.34	337,021,000.00	-2,000,000.00	284,637,770.81	15,534,351.93	539,563,051.60
Total, Family Housing, Department of the Air Force						1,155,936,204.90	434,235,000.00	-10,000,000.00	326,397,270.61	17,749,658.66	1,236,024,275.63
Defense Agencies											
General Fund Accounts											
Family Housing Operation and Maintenance, Defense-Wide Fund Resources:											
Undisbursed Funds	2021		097	0765	000	-----	54,728,000.00	-----	43,816,099.27	-----	10,911,900.73
	2020					6,258,865.34	-----	-----	2,387,921.71	-----	3,870,943.63
	2019					5,006,096.01	-----	-----	647,868.36	-----	4,358,227.65
	2018					4,463,250.02	-----	-----	-158,517.88	-----	4,621,767.90
	2017					3,136,937.59	-----	-----	-2,743.60	-----	3,139,681.19
	2016					3,719,756.97	-----	-----	-4,011.05	3,723,768.02	-----
	Subtotal		097	0765	000	22,584,905.93	54,728,000.00	-----	46,686,616.81	3,723,768.02	26,902,521.10
Department of Defense Family Housing Improvement Fund, Defense Fund Resources:											
Undisbursed Funds	No Year		097	0834	000	74,095,623.61	76,635,050.16	-----	81,328,282.83	-----	69,402,390.94
Department of Defense Military Unaccompanied Housing Improvement Fund, Defense Fund Resources:											
Undisbursed Funds	No Year		097	0836	000	1,109,220.00	600,000.00	-----	1,162,907.52	-----	546,312.48
Public Enterprise Funds											
Homeowners Assistance Fund, Defense Fund Resources:											
Undisbursed Funds	No Year		097	4090	000	69,033,598.26	-----	-----	916,508.84	-----	68,117,089.42
Homeowners Assistance Fund - Recovery Act, Defense Fund Resources:											
Undisbursed Funds	No Year		097	4091	000	807,060.77	-----	-----	-1,247.17	-----	808,307.94

Footnotes at End of Chapter

Appropriations, Outlays, and Balances - Continued

Appropriation or Fund Account Title	Account Symbol				Balances, Beginning of Fiscal Year	Appropriations and Other Obligational Authority ¹	Transfers Borrowings and Investment (Net) ²	Outlays (Net)	Balances Withdrawn and Other Transactions ³	Balances, End of Fiscal Year	
	Period of Availability	ATA	AID	MAIN SUB							
Total, Family Housing, Defense Agencies					167,630,408.57	131,963,050.16	-----	130,093,068.83	3,723,768.02	165,776,621.88	
Total, Family Housing					3,211,084,607.74	1,471,830,050.16	-71,100,000.00	1,449,871,632.26	96,473,646.96	3,065,469,378.68	
Revolving and Management Funds											
Department of the Army											
Intragovernmental Funds											
Defense Working Capital Fund, Army Fund Resources:											
Undisbursed Funds	No Year		097	4930	001	1,302,046,311.84	310,612,000.00	811,466,000.00	650,471,120.01	-----	1,773,653,191.83
Unfunded Contract Authority						6,172,612,521.96	** 5,280,656,201.37	-----	-----	8,271,957,747.79	3,181,310,975.54
Subtotal			097	4930	001	7,474,658,833.80	5,591,268,201.37	811,466,000.00	650,471,120.01	8,271,957,747.79	4,954,964,167.37
Total, Revolving and Management Funds, Department of the Army						7,474,658,833.80	5,591,268,201.37	811,466,000.00	650,471,120.01	8,271,957,747.79	4,954,964,167.37
Department of the Navy											
Intragovernmental Funds											
National Defense Sealift Fund, Navy Fund Resources:											
Undisbursed Funds	2021-2026		017	4557	000	-----	342,378,000.00	-----	308,975,829.68	-----	33,402,170.32
No Year						92,367,439.56	-----	-----	21,387,267.45	-----	70,980,172.11
Subtotal			017	4557	000	92,367,439.56	342,378,000.00	-----	330,363,097.13	-----	104,382,342.43
Defense Working Capital Fund, Navy Fund Resources:											
Undisbursed Funds	No Year		097	4930	002	2,176,521,580.95	-----	-----	-282,382,881.76	-----	2,458,904,462.71
Unfunded Contract Authority						128,093,137,117.42	** 8,634,164,863.15	-----	-----	8,874,676,616.72	7,852,625,363.85
Subtotal			097	4930	002	10,269,658,698.37	8,634,164,863.15	-----	-282,382,881.76	8,874,676,616.72	10,311,529,826.56
Total, Revolving and Management Funds, Department of the Navy						10,362,026,137.93	8,976,542,863.15	-----	47,980,215.37	8,874,676,616.72	10,415,912,168.99
Department of the Air Force											
Intragovernmental Funds											
Defense Working Capital Fund, Air Force Fund Resources:											
Undisbursed Funds	No Year		097	4930	003	12 1,408,059,149.18	405,040,000.00	80,000,000.00	-32,061,783.33	-----	1,925,160,932.51
Unfunded Contract Authority						4,691,274,163.98	** 10,179,376,218.78	-----	-----	10,605,171,755.25	4,265,478,627.51
Subtotal			097	4930	003	6,099,333,313.16	10,584,416,218.78	80,000,000.00	-32,061,783.33	10,605,171,755.25	6,190,639,560.02
Total, Revolving and Management Funds, Department of the Air Force						6,099,333,313.16	10,584,416,218.78	80,000,000.00	-32,061,783.33	10,605,171,755.25	6,190,639,560.02
Defense Agencies											
Intragovernmental Funds											
National Defense Stockpile Transaction Fund, Defense Fund Resources:											
Undisbursed Funds	No Year		097	4555	000	276,692,907.80	-----	-----	-36,940,583.35	-----	313,633,491.15
Defense Working Capital Fund, Defense Commissary Agency Fund Resources:											
Undisbursed Funds	No Year		097	4930	004	534,576,248.28	1,146,660,000.00	-----	1,175,327,488.90	-----	505,908,759.38
Unfunded Contract Authority						96,978,869.37	** 4,445,870,833.46	-----	-----	4,478,223,801.21	64,625,901.62

Footnotes at End of Chapter

Appropriations, Outlays, and Balances - Continued

Appropriation or Fund Account Title	Account Symbol				Balances, Beginning of Fiscal Year	Appropriations and Other Obligational Authority ¹	Transfers Borrowings and Investment (Net) ²	Outlays (Net)	Balances Withdrawn and Other Transactions ³	Balances, End of Fiscal Year
	Period of Availability	ATA	AID	MAIN SUB						
Subtotal			097	4930 004	631,555,117.65	5,592,530,833.46	-----	1,175,327,488.90	4,478,223,801.21	570,534,661.00
Defense Working Capital Fund, Defense Agencies Fund Resources:										
Undisbursed Funds	No Year		097	4930 005	4,369,757,016.82	49,821,000.00	-----	1,222,992,868.48	-----	3,196,585,148.34
Unfunded Contract Authority					128,815,191,204.48	44 51,795,469,710.97	-----	-----	50,295,966,744.80	10,314,694,170.65
Subtotal			097	4930 005	13,184,948,221.30	51,845,290,710.97	-----	1,222,992,868.48	50,295,966,744.80	13,511,279,318.99
Building Maintenance Fund, Defense Fund Resources:										
Undisbursed Funds	No Year		097	4931 000	13,018,253.20	-----	-----	-33,376,878.76	-----	46,395,131.96
Defense Counterintelligence and Security Agency Working Capital Fund, Defense Fund Resources:										
Undisbursed Funds	No Year		097	4932 000	1,539,942,795.07	-100,000,000.00	58,182,249.48	-73,489,101.32	-----	1,571,614,145.87
Pentagon Reservation Maintenance Revolving Fund, Defense Fund Resources:										
Undisbursed Funds	No Year		097	4950 000	255,127,669.92	-----	-----	-224,046,021.06	-----	479,173,690.98
Total, Revolving and Management Funds, Defense Agencies					15,901,284,964.94	57,337,821,544.43	58,182,249.48	2,030,467,772.89	54,774,190,546.01	16,492,630,439.95
Total, Revolving and Management Funds					39,837,303,249.83	82,490,048,827.73	949,648,249.48	2,696,857,324.94	82,525,996,665.77	38,054,146,336.33
Trust Funds										
Department of the Army										
Trust Fund Accounts										
Bequest of Major General Fred C. Ainsworth, Library, Walter Reed General Hospital, Army Fund Resources:										
Undisbursed Funds	No Year		021	8063 000	23,684.25	-----	-----	-----	-----	23,684.25
Department of the Army General Gift Fund, Army Fund Resources:										
Undisbursed Funds	No Year		021	8927 000	34,844,480.82	22,513,594.10	-2,138,247.90	17,612,490.23	-----	37,607,336.79
Unrealized Discount on Investments					-436.92	-----	-956.42	-----	-----	-1,393.34
Investments in US Treasury Securities					358,709.88	-----	2,139,204.32	-----	-----	2,497,914.20
Subtotal			021	8927 000	35,202,753.78	22,513,594.10	-----	17,612,490.23	-----	40,103,857.65
Total, Trust Funds, Department of the Army					35,226,438.03	22,513,594.10	-----	17,612,490.23	-----	40,127,541.90
Department of the Navy										
Trust Fund Accounts										
Department of the Navy General Gift Fund, Navy Fund Resources:										
Undisbursed Funds	No Year		017	8716 000	13,327,793.02	837,645.84	-----	989,584.18	-----	13,175,854.68
Investments in US Treasury Securities					49,774.21	-----	-----	-----	-----	49,774.21
Subtotal			017	8716 000	13,377,567.23	837,645.84	-----	989,584.18	-----	13,225,628.89
Ships' Stores Profits, Navy Fund Resources:										
Undisbursed Funds	No Year		017	8723 000	3,210,106.70	11,485,422.73	-----	11,281,558.79	-----	3,413,970.64

Footnotes at End of Chapter

Appropriations, Outlays, and Balances - Continued

Appropriation or Fund Account Title	Account Symbol				Balances, Beginning of Fiscal Year	Appropriations and Other Obligational Authority ¹	Transfers Borrowings and Investment (Net) ²	Outlays (Net)	Balances Withdrawn and Other Transactions ³	Balances, End of Fiscal Year	
	Period of Availability	ATA	AID	MAIN							SUB
United States Naval Academy General Gift Fund Fund Resources:											
Undisbursed Funds	No Year		017	8733	000	36,090,960.78	13,775,403.07	84,800.00	17,469,952.61	-----	32,481,211.24
Investments in US Treasury Securities						4,993,400.00	-----	-84,800.00	-----	-----	4,908,600.00
					Subtotal	41,084,360.78	13,775,403.07	-----	17,469,952.61	-----	37,389,811.24
Total, Trust Funds, Department of the Navy						57,672,034.71	26,098,471.64	-----	29,741,095.58	-----	54,029,410.77
Department of the Air Force											
Trust Fund Accounts											
Air Force Cadet Fund, Air Force Fund Resources:											
Undisbursed Funds	No Year		057	8418	000	431,940.04	-----	-----	-----	-----	431,940.04
Department of the Air Force General Gift Fund, Air Force Fund Resources:											
Undisbursed Funds	No Year		057	8928	000	35,258,504.74	6,303,944.25	-9.02	23,526,916.53	-----	18,035,523.44
Unrealized Discount on Investments						-9.02	-----	4.15	-----	-----	-4.87
Investments in US Treasury Securities						6,879.30	-----	4.87	-----	-----	6,884.17
					Subtotal	35,265,375.02	6,303,944.25	0.00	23,526,916.53	-----	18,042,402.74
Total, Trust Funds, Department of the Air Force						35,697,315.06	6,303,944.25	0.00	23,526,916.53	-----	18,474,342.78
Defense Agencies											
Trust Fund Accounts											
Department of Defense General Gift Fund, Defense Fund Resources:											
Undisbursed Funds	No Year		097	8163	000	7,700,798.48	359,632.00	-----	194,354.46	-----	7,866,076.02
Commissary Stores Surcharge Program, Defense Fund Resources:											
Undisbursed Funds	No Year		097	8164	000	345,406,907.28	-----	-----	18,122,855.37	-----	327,284,051.91
Foreign National Employees Separation Pay Account, Defense Fund Resources:											
Undisbursed Funds	No Year		097	8165	000	657,718,321.23	7,309,164.29	-----	5,764,398.79	-----	659,263,086.73
National Security Education Trust Fund, Defense Fund Resources:											
Undisbursed Funds	No Year		097	8168	000	156,165.05	928.89	50,315.74	104,846.34	-----	102,563.34
Investments in US Treasury Securities						1,794,223.08	-----	-50,315.74	-----	-----	1,743,907.34
					Subtotal	1,950,388.13	928.89	-----	104,846.34	-----	1,846,470.68
Voluntary Separation Incentive Fund, Defense Fund Resources:											
Undisbursed Funds	No Year		097	8335	000	3,984,786.28	23,581,088.71	12,780,252.29	37,356,332.67	-----	2,989,794.61
Unrealized Discount on Investments						-696,934.35	-----	-----	-----	-----	-696,934.35
Investments in US Treasury Securities						74,796,570.05	-----	-12,780,252.29	-----	-----	62,016,317.76
					Subtotal	78,084,421.98	23,581,088.71	-----	37,356,332.67	-----	64,309,178.02
Host Nation Support for U.S. Relocation Activities, Defense Fund Resources:											
Undisbursed Funds	No Year		097	8337	000	53,284,967.55	170,426,765.87	36,080,818.42	143,254,822.15	-----	116,537,729.69
Investments in US Treasury Securities						162,369,431.96	-----	-36,080,818.42	-----	-----	126,288,613.54

Footnotes at End of Chapter

Appropriations, Outlays, and Balances - Continued

Appropriation or Fund Account Title	Account Symbol				Balances, Beginning of Fiscal Year	Appropriations and Other Obligational Authority ¹	Transfers Borrowings and Investment (Net) ²	Outlays (Net)	Balances Withdrawn and Other Transactions ³	Balances, End of Fiscal Year
	Period of Availability	ATA	AID	MAIN SUB						
Support for U.S. Relocation to Guam Activities, Defense Fund Resources:	Subtotal		097	8337 000	215,654,399.51	170,426,765.87	-----	143,254,822.15	-----	242,826,343.23
Undisbursed Funds	No Year		097	8358 000	506,336,166.56	420,284,923.94	-50,529,816.29	268,552,250.20	-----	607,539,024.01
Unrealized Discount on Investments					-22,314,722.15	-----	4,804,989.10	-----	-----	-17,509,733.05
Investments in US Treasury Securities					1,625,334,610.64	-----	45,724,827.19	-----	-----	1,671,059,437.83
Subtotal			097	8358 000	2,109,356,055.05	420,284,923.94	-----	268,552,250.20	-----	2,261,088,728.79
Total, Trust Funds, Defense Agencies					3,415,871,291.66	621,962,503.70	-----	473,349,859.98	-----	3,564,483,935.38
Total, Trust Funds					3,544,467,079.46	676,878,513.69	-----	544,230,362.32	-----	3,677,115,230.83
Deductions for Offsetting Receipts										
Proprietary Receipts from the Public					-----	-1,989,735,340.90	-----	-1,989,735,340.90	-----	-----
Intrabudgetary Receipts Deducted by Agency					-----	-133,510,209.22	-----	-133,510,209.22	-----	-----
Offsetting Governmental Receipts					-----	-1,021,507.42	-----	-1,021,507.42	-----	-----
Total, Offsetting Receipts					-----	-2,124,267,057.54	-----	-2,124,267,057.54	-----	-----
Total, Department of Defense--Military Programs					624,891,427,446.92	795,176,997,551.69	58,112,422.48	717,584,886,839.53	94,013,430,966.00	608,528,219,615.56
Memorandum										
Financing Accounts										
Public Enterprise Funds										
Department of Defense Family Housing Improvement Fund, Direct Loan, Financing Account, Defense Fund Resources:										
Undisbursed Funds	No Year		097	4166 000	0.01	-----	-62,069,951.35	-62,069,951.34	-----	-----
Authority to Borrow from the Treasury					79,906,379.56	21,528,806.98	-45,452,620.18	-----	-----	55,982,566.36
Subtotal			097	4166 000	79,906,379.57	21,528,806.98	-107,522,571.53	-62,069,951.34	-----	55,982,566.36
Department of Defense Family Housing Improvement Fund, Guaranteed Loan, Financing Account, Defense Fund Resources:										
Undisbursed Funds	No Year		097	4167 000	52,038,545.47	-----	-----	6,802,568.57	-----	45,235,976.90
Defense Production Act, Direct Loan Financing Account, Defense Fund Resources:										
Authority to Borrow from the Treasury					-----	602,508,000.00	-----	-----	-----	602,508,000.00
Total, Financing Accounts					131,944,925.04	624,036,806.98	-107,522,571.53	-55,267,382.77	-----	703,726,543.26

Footnotes at End of Chapter

Appropriations, Outlays, and Balances - Continued

Footnotes

- 1 The amounts in this column, unless otherwise footnoted, represent appropriations, increases and rescissions in borrowing authority or new contract authority. Appropriation accounts with appropriation transfer activity are presented in Table 1 (Appropriations and Appropriation Transfers) at the end of this chapter.
- 2 The amounts in this column, unless otherwise footnoted, represent transfers - other than appropriation transfers, borrowings (gross), investments (net), unrealized discounts or funds held outside the Treasury.
- 3 The amounts in this column, unless otherwise footnoted, represent obligated balances canceled for fiscal year 2016 pursuant to 31 U.S.C. 1553 and adjustments to borrowing and contract authority.
- 4 Includes \$4,017,804.16 which represents payment for obligations of a closed account.
- 5 Subject to disposition by the administrative agency.
- 6 Includes \$95,760.75 which represents payment for obligations of a closed account.
- 7 Includes \$4,885.29 which represents payment for obligations of a closed account.
- 8 Includes \$167,132.59 which represents payment for obligations of a closed account.
- 9 Includes \$8,922.40 which represents payment for obligations of a closed account.
- 10 Includes \$2,284,962.55 which represents payment for obligations of a closed account.
- 11 Represents capital transfer to miscellaneous receipts.
- 12 The opening balance(s) of the following account(s) have been adjusted during the current fiscal year and do not agree with last year's closing balance(s):

<u>Account Symbol: (ATA, AID, POA, MAIN, SUB)</u>	<u>Adjustment</u>
097 X 4930 002 - Unfunded Contract Authority	-\$3,000,000.00
097 X 4930 005 - Unfunded Contract Authority	-\$501,041,172.30
017 2020 1804 000 - Undisbursed Funds	\$3,104.57
017 2019 1806 000 - Undisbursed Funds	\$476,984.03
097 2016 0130 000 - Undisbursed Funds	\$839.65
097 2019-2022 5751 000 - Undisbursed Funds	-\$9,057.66
097 X 4930 003 - Undisbursed Funds	\$147,813.32

- 13 Includes \$9,195,224.42 which represents payment for obligations of a closed account.
- 14 Includes \$12,263,746.63 which represents payment for obligations of a closed account.
- 15 Includes \$368.44 which represents payment for obligations of a closed account.
- 16 Includes \$40,405.02 which represents payment for obligations of a closed account.
- 17 Includes \$108,085.38 which represents payment for obligations of a closed account.
- 18 Includes \$29,170.72 which represents payment for obligations of a closed account.
- 19 Includes \$17,502.60 which represents payment for obligations of a closed account.
- 20 Includes \$26,722,650.54 which represents payment for obligations of a closed account.
- 21 Includes \$50,333.63 which represents payment for obligations of a closed account.
- 22 Includes \$808.20 which represents payment for obligations of a closed account.
- 23 Includes \$480.91 which represents payment for obligations of a closed account.
- 24 Includes \$18,365.55 which represents payment for obligations of a closed account.
- 25 Includes \$2,540.37 which represents payment for obligations of a closed account.
- 26 Includes \$1,010.43 which represents payment for obligations of a closed account.
- 27 Includes \$1,503,492.05 which represents payment for obligations of a closed account.
- 28 Includes \$19,155,113.46 which represents payment for obligations of a closed account.

Footnotes

- 29 Includes \$253,343.40 which represents payment for obligations of a closed account.
- 30 Includes \$2,718.06 which represents payment for obligations of a closed account.
- 31 Includes \$412,952.43 which represents payment for obligations of a closed account.
- 32 Includes \$2,060.78 which represents payment for obligations of a closed account.
- 33 Includes \$2,722,048.77 which represents payment for obligations of a closed account.
- 34 Includes \$1,417,294.14 which represents payment for obligations of a closed account.
- 35 Includes \$207,602.96 which represents payment for obligations of a closed account.
- 36 Pursuant to Public Law # 105-262, 112 Stat. 2320 Sec. 8100, the balance for this account has been extended beyond the normal period of availability to liquidate obligations.
- 37 Pursuant to Public Law # 104-208, 110 Stat. 3009-112 Sec. 8112, the balance for this account has been extended beyond the normal period of availability to liquidate obligations.
- 38 Includes \$107.62 which represents payment for obligations of a closed account.
- 39 Includes \$167,812.39 which represents payment for obligations of a closed account.
- 40 Includes \$20,840.71 which represents payment for obligations of a closed account.
- 41 Includes \$631,300.04 which represents payment for obligations of a closed account.
- 42 Includes \$5,034,583.62 which represents payment for obligations of a closed account.
- 43 Includes \$852,612.88 which represents payment for obligations of a closed account.
- 44 Represents new contract authority.

Appropriations, Outlays, and Balances - Continued

Footnotes

Table 1 - Appropriations and Appropriation Transfers - Department of Defense--Military Programs

AID	ATA	Period of Availability	MAIN	Net Appropriations and Appropriation Transfers	Appropriation Amount	Net Appropriation Transfers	AID Involved	ATA Involved	Period of Availability Involved	MAIN Involved	Amount From or To (-)
017		X	0810	41,600,000.00	421,250,000.00	-379,650,000.00	017		21	1804	-379,650,000.00
017		21	1105	14,452,544,000.00	14,675,961,000.00	-223,417,000.00	017		21	1106	-18,000,000.00
							017		21	1108	-8,000,000.00
							017		21	1453	-20,000,000.00
							017		21	1804	-23,775,000.00
							021		21	2010	-125,817,000.00
							057		21	3500	-29,408,000.00
							097		21	0105	1,583,000.00
017		X	1106	2,795,000.00	0.00	2,795,000.00	011		X	5512	2,795,000.00
017		21	1106	8,421,165,000.00	8,371,056,000.00	50,109,000.00	017		21	1105	18,000,000.00
							017		21	1108	9,968,000.00
							097		21	0100	15,062,000.00
							097		21	0105	7,079,000.00
017		21	1107	292,485,000.00	291,983,000.00	502,000.00	097		21	0100	444,000.00
							097		21	0105	58,000.00
017		21	1108	787,339,000.00	845,612,000.00	-58,273,000.00	017		21	1105	8,000,000.00
							017		21	1106	-9,968,000.00
							017		21	1804	-8,349,000.00
							021		21	2020	-18,591,000.00
							097		21	0100	1,195,000.00
							097		21	0130	-30,560,000.00
017		X	1109	35,270,000.00	0.00	35,270,000.00	011		X	5512	35,270,000.00
017		2123	1109	2,690,568,000.00	2,696,338,000.00	-5,770,000.00	097		21	0130	-5,770,000.00
017		X	1319	100,087,055.00	0.00	100,087,055.00	011		X	5512	100,087,055.00
017		2122	1319	20,051,240,000.00	20,138,391,000.00	-87,151,000.00	017		2123	1506	29,149,000.00
							017		21	1804	-11,000,000.00
							017		2123	1810	-18,000,000.00
							021		21	2020	-38,211,000.00
							097		21	0130	-49,089,000.00
017		21	1405	2,191,545,000.00	2,212,371,000.00	-20,826,000.00	017		21	1453	-12,000,000.00
							017		21	1804	-15,478,000.00
							097		21	0100	2,434,000.00
							097		21	0105	4,218,000.00

Appropriations, Outlays, and Balances - Continued

Footnotes

Table 1 - Appropriations and Appropriation Transfers - Department of Defense--Military Programs

AID	ATA	Period of Availability	MAIN	Net Appropriations and Appropriation Transfers	Appropriation Amount	Net Appropriation Transfers	AID Involved	ATA Involved	Period of Availability Involved	MAIN Involved	Amount From or To (-)
017		21	1453	34,150,478,000.00	34,113,008,000.00	37,470,000.00	017		21	1105	20,000,000.00
							017		21	1405	12,000,000.00
							017		2123	1506	27,000,000.00
							017		21	1804	-21,530,000.00
017		X	1506	40,077,066.00	0.00	40,077,066.00	011		X	5512	40,077,066.00
017		2123	1506	19,395,964,000.00	19,513,185,000.00	-117,221,000.00	017		2122	1319	-29,149,000.00
							017		21	1453	-27,000,000.00
							017		21	1611	-16,400,000.00
							017		21	1804	-41,000.00
							021		21	2010	-10,000,000.00
							021		21	2020	-17,410,000.00
							097		21	0130	-17,221,000.00
017		2123	1507	4,465,889,000.00	4,483,345,000.00	-17,456,000.00	017		21	1804	-3,239,000.00
							097		21	0100	-4,900,000.00
							097		21	0130	-9,317,000.00
017		2123	1508	864,980,000.00	869,447,000.00	-4,467,000.00	097		21	0130	-4,467,000.00
017		0821	1611	71,000,000.00	0.00	71,000,000.00	017		21	1611	71,000,000.00
017		1521	1611	9,634,000.00	0.00	9,634,000.00	017		21	1611	9,634,000.00
017		1621	1611	259,278,000.00	0.00	259,278,000.00	017		21	1611	259,278,000.00
017		1821	1611	67,400,000.00	0.00	67,400,000.00	017		21	1611	67,400,000.00
017		21	1611	16,400,000.00	407,312,000.00	-390,912,000.00	017		2123	1506	16,400,000.00
							017		0821	1611	-71,000,000.00
							017		1521	1611	-9,634,000.00
							017		1621	1611	-259,278,000.00
							017		1821	1611	-67,400,000.00
017		2125	1611	18,739,369,000.00	22,861,568,000.00	-4,122,199,000.00	017		2125	1612	-4,122,199,000.00
017		2125	1612	4,122,199,000.00	0.00	4,122,199,000.00	017		2125	1611	4,122,199,000.00
017		X	1804	392,348,562.00	376,029,000.00	16,319,562.00	011		X	5512	16,319,562.00
017		21	1804	58,613,128,000.00	58,289,939,000.00	323,189,000.00	017		X	0810	379,650,000.00
							017		21	1105	23,775,000.00
							017		21	1108	8,349,000.00
							017		2122	1319	11,000,000.00
							017		21	1405	15,478,000.00

Appropriations, Outlays, and Balances - Continued

Footnotes

Table 1 - Appropriations and Appropriation Transfers - Department of Defense--Military Programs

AID	ATA	Period of Availability	MAIN	Net Appropriations and Appropriation Transfers	Appropriation Amount	Net Appropriation Transfers	AID Involved	ATA Involved	Period of Availability Involved	MAIN Involved	Amount From or To (-)
							017		21	1453	21,530,000.00
							017		2123	1506	41,000.00
							017		2123	1507	3,239,000.00
							017		2123	1810	-27,385,000.00
							017		2126	4557	-342,378,000.00
							021		21	2020	1,125,000.00
							021		2122	2040	-27,300,000.00
							057		2123	3022	15,620,000.00
							057		2123	3080	2,971,000.00
							057		2122	3600	10,817,000.00
							097		21	0100	95,400,000.00
							097		21	0105	129,475,000.00
							097		21	0130	1,782,000.00
017		21	1806	1,115,778,000.00	1,113,976,000.00	1,802,000.00	097		21	0100	1,693,000.00
							097		21	0105	109,000.00
017		X	1810	30,485,427.00	0.00	30,485,427.00	011		X	5512	30,485,427.00
017		2123	1810	10,855,749,000.00	10,853,821,000.00	1,928,000.00	017		2122	1319	18,000,000.00
							017		21	1804	27,385,000.00
							021		21	2020	-3,000,000.00
							097		21	0105	9,490,000.00
							097		21	0130	-44,947,000.00
							097		2123	0300	-5,000,000.00
017		2126	4557	342,378,000.00	0.00	342,378,000.00	017		21	1804	342,378,000.00
021		X	0810	0.00	264,285,000.00	-264,285,000.00	021		21	2020	-264,285,000.00
021		21	2010	47,827,481,000.00	47,574,753,000.00	252,728,000.00	017		21	1105	125,817,000.00
							017		2123	1506	10,000,000.00
							021		21	2020	42,728,000.00
							021		21	2060	-30,000,000.00
							057		2122	3600	72,655,000.00
							057		2122	3620	31,528,000.00
021		X	2020	142,738,000.00	133,724,000.00	9,014,000.00	011		X	5512	9,014,000.00
021		21	2020	55,831,782,000.00	55,480,895,000.00	350,887,000.00	017		21	1108	18,591,000.00
							017		2122	1319	38,211,000.00

Appropriations, Outlays, and Balances - Continued

Footnotes

Table 1 - Appropriations and Appropriation Transfers - Department of Defense--Military Programs

AID	ATA	Period of Availability	MAIN	Net Appropriations and Appropriation Transfers	Appropriation Amount	Net Appropriation Transfers	AID Involved	ATA Involved	Period of Availability Involved	MAIN Involved	Amount From or To (-)
							017		2123	1506	17,410,000.00
							017		21	1804	-1,125,000.00
							017		2123	1810	3,000,000.00
							021		X	0810	264,285,000.00
							021		21	2010	-42,728,000.00
							021		2123	2033	5,573,000.00
							021		2123	2034	7,792,000.00
							021		2123	2035	8,837,000.00
							021		2122	2040	1,548,000.00
							057		2123	3080	4,192,000.00
							057		21	3400	-114,794,000.00
							057		2122	3620	17,400,000.00
							097		21	0100	96,572,000.00
							097		21	0105	225,661,000.00
							097		21	0130	-145,904,000.00
							097		2123	0300	-875,000.00
							097		X	0811	283,750,000.00
							097		2122	0819	-289,000,000.00
							097		X	4930	-47,509,000.00
021		X	2031	70,157,579.00	0.00	70,157,579.00	011		X	5512	70,157,579.00
021		2123	2033	3,620,112,000.00	3,627,112,000.00	-7,000,000.00	021		21	2020	-5,573,000.00
							097		X	4930	-1,427,000.00
021		2123	2034	2,829,349,000.00	2,894,015,000.00	-64,666,000.00	021		21	2020	-7,792,000.00
							021		2123	2035	-16,974,000.00
							021		2122	2040	-15,000,000.00
							097		X	4930	-24,900,000.00
021		X	2035	18,302,208.00	0.00	18,302,208.00	011		X	5512	18,302,208.00
021		2123	2035	9,507,699,000.00	9,527,935,000.00	-20,236,000.00	021		21	2020	-8,837,000.00
							021		2123	2034	16,974,000.00
							097		21	0105	6,596,000.00
							097		X	4930	-34,969,000.00
021		X	2040	10,685,000.00	0.00	10,685,000.00	011		X	5512	10,685,000.00
021		2122	2040	14,186,357,000.00	14,144,856,000.00	41,501,000.00	017		21	1804	27,300,000.00

Appropriations, Outlays, and Balances - Continued

Footnotes

Table 1 - Appropriations and Appropriation Transfers - Department of Defense--Military Programs

AID	ATA	Period of Availability	MAIN	Net Appropriations and Appropriation Transfers	Appropriation Amount	Net Appropriation Transfers	AID Involved	ATA Involved	Period of Availability Involved	MAIN Involved	Amount From or To (-)						
021		21	2060	9,362,983,000.00	9,090,313,000.00	272,670,000.00	021		21	2020	-1,548,000.00						
							021		2123	2034	15,000,000.00						
							097		21	0105	749,000.00						
							021		21	2010	30,000,000.00						
							021		21	2065	50,000,000.00						
021		21	2065	7,599,338,000.00	7,619,337,000.00	-19,999,000.00	097		21	0100	5,445,000.00						
							097		21	0105	187,225,000.00						
							021		21	2060	-50,000,000.00						
							097		21	0100	11,458,000.00						
							097		21	0105	18,543,000.00						
021		21	2070	5,071,329,000.00	5,070,533,000.00	796,000.00	057		21	3400	-5,500,000.00						
							097		21	0100	2,472,000.00						
							097		21	0105	3,824,000.00						
021		21	2080	2,906,690,000.00	2,915,204,000.00	-8,514,000.00	057		21	3400	-15,265,000.00						
							097		21	0100	4,431,000.00						
							097		21	0105	2,320,000.00						
							097		2122	0819	-1,000,000,000.00						
057		X	0810	43,000,000.00	509,250,000.00	-466,250,000.00	057		21	3400	-466,250,000.00						
							057		X	5512	2,650,000.00						
057		2123	3010	19,469,021,000.00	19,985,491,000.00	-516,470,000.00	011		X	5512	2,650,000.00						
							057		21	3400	-431,376,000.00						
							057		21	3500	-27,000,000.00						
							057		21	3740	-12,324,000.00						
							097		21	0100	-26,770,000.00						
							097		2123	0300	-19,000,000.00						
							057		2123	3011	1,209,289,000.00	1,336,461,000.00	-127,172,000.00	057	21	3400	-112,727,000.00
							057		2123	3020	2,240,293,000.00	2,365,953,000.00	-125,660,000.00	057	21	3740	-14,445,000.00
							057		2123	3020	2,240,293,000.00	2,365,953,000.00	-125,660,000.00	057	21	3400	-7,000,000.00
							057		2123	3022	2,300,374,000.00	2,310,994,000.00	-10,620,000.00	057	21	3500	-107,499,000.00
057		2123	3022	2,300,374,000.00	2,310,994,000.00	-10,620,000.00	057		21	3740	-11,161,000.00						
							017		21	1804	-15,620,000.00						
							057		2122	3600	5,000,000.00						
057		X	3080	522,557.00	0.00	522,557.00	011		X	5512	522,557.00						

Appropriations, Outlays, and Balances - Continued

Footnotes

Table 1 - Appropriations and Appropriation Transfers - Department of Defense--Military Programs

AID	ATA	Period of Availability	MAIN	Net Appropriations and Appropriation Transfers	Appropriation Amount	Net Appropriation Transfers	AID Involved	ATA Involved	Period of Availability Involved	MAIN Involved	Amount From or To (-)
057		2123	3080	23,794,982,000.00	23,796,987,000.00	-2,005,000.00	017		21	1804	-2,971,000.00
							021		21	2020	-4,192,000.00
							057		2122	3600	6,835,000.00
							057		21	3740	-18,607,000.00
							097		21	0105	2,950,000.00
							097		21	0130	-21,020,000.00
							097		2122	0400	35,000,000.00
057		2125	3300	943,397,700.00	944,025,000.00	-627,300.00	057	069	2125	3300	-627,300.00
057		X	3400	13,524,228.00	0.00	13,524,228.00	011		X	5512	13,524,228.00
057		21	3400	52,746,864,000.00	51,174,078,000.00	1,572,786,000.00	021		21	2020	114,794,000.00
							021		21	2070	5,500,000.00
							021		21	2080	15,265,000.00
							057		X	0810	466,250,000.00
							057		2123	3010	431,376,000.00
							057		2123	3011	112,727,000.00
							057		2123	3020	7,000,000.00
							057		2122	3600	91,485,000.00
							057		2122	3620	1,472,000.00
							057	069	21	3400	-22,992,000.00
							097		21	0100	126,146,000.00
							097		21	0105	176,546,000.00
							097		21	0111	12,435,000.00
							097		21	0130	1,918,000.00
							097		2122	0400	32,864,000.00
057		21	3410	2,578,634,000.00	2,569,229,000.00	9,405,000.00	057		2122	3600	5,500,000.00
							097		21	0100	3,905,000.00
057		21	3500	33,959,856,000.00	33,795,949,000.00	163,907,000.00	017		21	1105	29,408,000.00
							057		2123	3010	27,000,000.00
							057		2123	3020	107,499,000.00
057		X	3600	45,660,257.00	0.00	45,660,257.00	011		X	5512	45,660,257.00
057		2122	3600	35,978,282,000.00	36,360,842,000.00	-382,560,000.00	017		21	1804	-10,817,000.00
							021		21	2010	-72,655,000.00
							057		2123	3022	-5,000,000.00

Appropriations, Outlays, and Balances - Continued

Footnotes

Table 1 - Appropriations and Appropriation Transfers - Department of Defense--Military Programs

AID	ATA	Period of Availability	MAIN	Net Appropriations and Appropriation Transfers	Appropriation Amount	Net Appropriation Transfers	AID Involved	ATA Involved	Period of Availability Involved	MAIN Involved	Amount From or To (-)
							057		2123	3080	-6,835,000.00
							057		21	3400	-91,485,000.00
							057		21	3410	-5,500,000.00
							057		2122	3620	-17,200,000.00
							057		21	3740	-15,463,000.00
							097		21	0105	2,900,000.00
							097		21	0130	-160,505,000.00
057		2122	3620	10,506,869,000.00	10,540,069,000.00	-33,200,000.00	021		21	2010	-31,528,000.00
							021		21	2020	-17,400,000.00
							057		21	3400	-1,472,000.00
							057		2122	3600	17,200,000.00
057		21	3700	2,215,589,000.00	2,210,309,000.00	5,280,000.00	097		21	0100	2,157,000.00
							097		21	0105	3,123,000.00
057		21	3740	3,248,366,000.00	3,241,925,000.00	6,441,000.00	057		2123	3010	12,324,000.00
							057		2123	3011	14,445,000.00
							057		2123	3020	11,161,000.00
							057		2123	3080	18,607,000.00
							057		2122	3600	15,463,000.00
							097		21	0100	4,927,000.00
							097		21	0105	1,514,000.00
							097		21	0130	-72,000,000.00
057		21	3840	6,918,211,000.00	6,907,217,000.00	10,994,000.00	097		21	0100	11,073,000.00
							097		21	0105	1,921,000.00
							097		2123	0300	-2,000,000.00
057		21	3850	4,629,974,000.00	4,564,791,000.00	65,183,000.00	097		21	0100	5,884,000.00
							097		21	0105	59,299,000.00
057	069	2125	3300	627,300.00	0.00	627,300.00	057		2125	3300	627,300.00
057	069	21	3400	22,992,000.00	0.00	22,992,000.00	057		21	3400	22,992,000.00
097		X	0100	322,173,418.00	302,000,000.00	20,173,418.00	011		X	5512	15,173,418.00
							467		21	0401	8,000,000.00
							097		2122	0100	-3,000,000.00
097		21	0100	43,183,537,000.00	43,636,195,000.00	-452,658,000.00	017		21	1106	-15,062,000.00
							017		21	1107	-444,000.00

Appropriations, Outlays, and Balances - Continued

Footnotes

Table 1 - Appropriations and Appropriation Transfers - Department of Defense--Military Programs

AID	ATA	Period of Availability	MAIN	Net Appropriations and Appropriation Transfers	Appropriation Amount	Net Appropriation Transfers	AID Involved	ATA Involved	Period of Availability Involved	MAIN Involved	Amount From or To (-)
							017		21	1108	-1,195,000.00
							017		21	1405	-2,434,000.00
							017		2123	1507	4,900,000.00
							017		21	1804	-95,400,000.00
							017		21	1806	-1,693,000.00
							021		21	2020	-96,572,000.00
							021		21	2060	-5,445,000.00
							021		21	2065	-11,458,000.00
							021		21	2070	-2,472,000.00
							021		21	2080	-4,431,000.00
							057		2123	3010	26,770,000.00
							057		21	3400	-126,146,000.00
							057		21	3410	-3,905,000.00
							057		21	3700	-2,157,000.00
							057		21	3740	-4,927,000.00
							057		21	3840	-11,073,000.00
							057		21	3850	-5,884,000.00
							072		2021	1037	-15,000,000.00
							075		21	0944	-15,000,000.00
							467		21	0401	20,636,000.00
							097		2122	0100	-150,000,000.00
							097		21	0105	65,651,000.00
							097		2122	0130	-2,500,000.00
							097		2123	0300	-6,125,000.00
							097		2122	0400	9,319,000.00
							097		X	0810	9,389,000.00
							097		2122	0819	-10,000,000.00
097		2122	0100	1,878,733,000.00	1,725,733,000.00	153,000,000.00	097		X	0100	3,000,000.00
							097		21	0100	150,000,000.00
097		21	0105	0.00	914,429,000.00	-914,429,000.00	017		21	1105	-1,583,000.00
							017		21	1106	-7,079,000.00
							017		21	1107	-58,000.00
							017		21	1405	-4,218,000.00

Appropriations, Outlays, and Balances - Continued

Footnotes

Table 1 - Appropriations and Appropriation Transfers - Department of Defense--Military Programs

AID	ATA	Period of Availability	MAIN	Net Appropriations and Appropriation Transfers	Appropriation Amount	Net Appropriation Transfers	AID Involved	ATA Involved	Period of Availability Involved	MAIN Involved	Amount From or To (-)
							017		21	1804	-129,475,000.00
							017		21	1806	-109,000.00
							017		2123	1810	-9,490,000.00
							021		21	2020	-225,661,000.00
							021		2123	2035	-6,596,000.00
							021		2122	2040	-749,000.00
							021		21	2060	-187,225,000.00
							021		21	2065	-18,543,000.00
							021		21	2070	-3,824,000.00
							021		21	2080	-2,320,000.00
							057		2123	3080	-2,950,000.00
							057		21	3400	-176,546,000.00
							057		2122	3600	-2,900,000.00
							057		21	3700	-3,123,000.00
							057		21	3740	-1,514,000.00
							057		21	3840	-1,921,000.00
							057		21	3850	-59,299,000.00
							097		21	0100	-65,651,000.00
							097		21	0107	-95,000.00
							097		21	0130	-3,500,000.00
097		21	0107	397,647,000.00	397,552,000.00	95,000.00	097		21	0105	95,000.00
097		21	0111	75,746,000.00	88,181,000.00	-12,435,000.00	057		21	3400	-12,435,000.00
097		21	0130	31,613,016,000.00	31,104,416,000.00	508,600,000.00	017		21	1108	30,560,000.00
							017		2123	1109	5,770,000.00
							017		2122	1319	49,089,000.00
							017		2123	1506	17,221,000.00
							017		2123	1507	9,317,000.00
							017		2123	1508	4,467,000.00
							017		21	1804	-1,782,000.00
							017		2123	1810	44,947,000.00
							021		21	2020	145,904,000.00
							036		21	0169	-134,260,000.00
							036		2122	0169	-2,740,000.00

Appropriations, Outlays, and Balances - Continued

Footnotes

Table 1 - Appropriations and Appropriation Transfers - Department of Defense--Military Programs

AID	ATA	Period of Availability	MAIN	Net Appropriations and Appropriation Transfers	Appropriation Amount	Net Appropriation Transfers	AID Involved	ATA Involved	Period of Availability Involved	MAIN Involved	Amount From or To (-)
							057		2123	3080	21,020,000.00
							057		21	3400	-1,918,000.00
							057		2122	3600	160,505,000.00
							057		21	3740	72,000,000.00
							097		21	0105	3,500,000.00
							097		2123	0130	100,000,000.00
							036	097	X	0165	-15,000,000.00
097		2122	0130	2,395,079,000.00	2,392,579,000.00	2,500,000.00	097		21	0100	2,500,000.00
097		2123	0130	444,369,000.00	544,369,000.00	-100,000,000.00	097		21	0130	-100,000,000.00
097		2123	0300	6,236,086,000.00	6,204,484,000.00	31,602,000.00	017		2123	1810	5,000,000.00
							021		21	2020	875,000.00
							057		2123	3010	19,000,000.00
							057		21	3840	2,000,000.00
							097		21	0100	6,125,000.00
							097		2122	0400	-1,398,000.00
097		21	0390	75,727,000.00	77,917,000.00	-2,190,000.00	097		2122	0819	-2,190,000.00
097		X	0400	60,674,929.00	0.00	60,674,929.00	011		X	5512	60,674,929.00
097		2122	0400	25,937,704,000.00	26,013,489,000.00	-75,785,000.00	057		2123	3080	-35,000,000.00
							057		21	3400	-32,864,000.00
							097		21	0100	-9,319,000.00
							097		2123	0300	1,398,000.00
097		X	0810	10,563,000.00	19,952,000.00	-9,389,000.00	097		21	0100	-9,389,000.00
097		X	0811	5,000,000.00	288,750,000.00	-283,750,000.00	021		21	2020	-283,750,000.00
097		2122	0819	1,948,690,000.00	647,500,000.00	1,301,190,000.00	021		21	2020	289,000,000.00
							021		2122	2091	1,000,000,000.00
							097		21	0100	10,000,000.00
							097		21	0390	2,190,000.00
097		X	4930	310,612,000.00	0.00	310,612,000.00	021		21	2020	47,509,000.00
							021		2123	2033	1,427,000.00
							021		2123	2034	24,900,000.00
							021		2123	2035	34,969,000.00
097		X	4930	405,040,000.00	0.00	405,040,000.00	021		2122	2091	309,328,000.00
097		X	4930	0.00	1,494,000,000.00	-1,494,000,000.00	097		X	4930	-201,807,000.00

Appropriations, Outlays, and Balances - Continued

Footnotes

Table 1 - Appropriations and Appropriation Transfers - Department of Defense--Military Programs

AID	ATA	Period of Availability	MAIN	Net Appropriations and Appropriation Transfers	Appropriation Amount	Net Appropriation Transfers	AID Involved	ATA Involved	Period of Availability Involved	MAIN Involved	Amount From or To (-)
							097		X	4930	-95,712,000.00
							097		X	4930	-1,146,660,000.00
							097		X	4930	-49,821,000.00
097		X	4930	310,612,000.00	0.00	310,612,000.00	097		X	4930	201,807,000.00
097		X	4930	405,040,000.00	0.00	405,040,000.00	097		X	4930	95,712,000.00
097		X	4930	1,146,660,000.00	0.00	1,146,660,000.00	097		X	4930	1,146,660,000.00
097		X	4930	49,821,000.00	0.00	49,821,000.00	097		X	4930	49,821,000.00
Total				683,423,968,286.00	682,390,282,000.00	1,033,686,286.00					318,034,286.00

Appropriations, Outlays, and Balances - Continued

Appropriation or Fund Account Title	Account Symbol				Balances, Beginning of Fiscal Year	Appropriations and Other Obligational Authority ¹	Transfers Borrowings and Investment (Net) ²	Outlays (Net)	Balances Withdrawn and Other Transactions ³	Balances, End of Fiscal Year	
	Period of Availability	ATA	AID	MAIN							SUB
Department of Education											
General Fund Accounts											
Education Stabilization Fund, Department of Education											
Fund Resources:											
Undisbursed Funds	2021-2023		091	0251	000	-----	165,959,370,000.00	-----	9,345,302,603.24	-----	156,614,067,396.76
	2021-2022					-----	81,788,451,128.61	19,086,722.00	24,950,871,308.58	-----	56,856,666,542.03
	2020-2021					19,435,956,860.18	-217,851,128.61	-19,086,722.00	14,318,411,205.09	-----	4,880,607,804.48
	Subtotal		091	0251	000	19,435,956,860.18	247,529,970,000.00	-----	48,614,585,116.91	-----	218,351,341,743.27
Office of Elementary and Secondary Education											
General Fund Accounts											
Indian Education, Office of Elementary and Secondary Education,											
Education											
Fund Resources:											
Undisbursed Funds	2021		091	0101	000	-----	181,239,000.00	-----	2,694,125.47	-----	178,544,874.53
	2020					174,841,260.69	-----	-----	122,104,812.04	-----	52,736,448.65
	2019					46,617,837.62	-----	-----	33,548,709.70	-----	13,069,127.92
	2018					10,112,206.85	-----	-----	4,952,179.52	-----	5,160,027.33
	2017					4,276,346.72	-----	-----	85,368.29	-----	4,190,978.43
	2016					3,340,522.64	-----	-----	-----	3,340,522.64	-----
	No Year					-----	20,000,000.00	-----	-----	-----	20,000,000.00
	Subtotal		091	0101	000	239,188,174.52	201,239,000.00	-----	163,385,195.02	3,340,522.64	273,701,456.86
Impact Aid, Education											
Fund Resources:											
Undisbursed Funds	2021-2022		091	0102	000	-----	17,406,000.00	-----	-----	-----	17,406,000.00
	2021					-----	1,478,871,000.00	-----	1,271,224,196.00	-----	207,646,804.00
	2020					207,232,110.37	-----	-----	202,561,589.00	-----	4,670,521.37
	2019-2020					17,309,100.00	-----	-----	1,915,857.13	-----	15,393,242.87
	2019					600,646.63	-----	-----	-----	-----	600,646.63
	2018					21,299.32	-----	-----	-----	-----	21,299.32
	2017-2018					4,354,621.81	-----	-----	3,490,692.06	-----	863,929.75
	2017					109,910.91	-----	-----	-----	-----	109,910.91
	2016					75,630.33	-----	-----	-----	75,630.33	-----
	2015-2016					251,845.75	-----	-----	-----	251,845.75	-----
	No Year					18,491,290.86	4,835,000.00	-----	10,620,908.91	-----	12,705,381.95
	Subtotal		091	0102	000	248,446,455.98	1,501,112,000.00	-----	1,489,813,243.10	327,476.08	259,417,736.80
Safe Schools and Citizenship Education, Education											
Fund Resources:											
Undisbursed Funds	2021-2022		091	0203	000	-----	81,000,000.00	-----	171,713.08	-----	80,828,286.92
	2021					-----	131,000,000.00	-----	604,059.85	-----	130,395,940.15
	2020-2021					180,000,000.00	-100,000,000.00	-----	5,504,419.46	-----	74,495,580.54
	2020					125,000,000.00	-----	-----	49,201,813.46	-----	75,798,186.54
	2019-2020					72,041,165.87	-----	-----	42,229,275.35	-----	29,811,890.52
	2019					59,203,311.98	-----	-----	51,689,699.49	-----	7,513,612.49
	2018-2019					17,514,759.51	-----	-----	12,427,440.57	-----	5,087,318.94

Footnotes at End of Chapter

Appropriations, Outlays, and Balances - Continued

Appropriation or Fund Account Title	Account Symbol				Balances, Beginning of Fiscal Year	Appropriations and Other Obligational Authority ¹	Transfers Borrowings and Investment (Net) ²	Outlays (Net)	Balances Withdrawn and Other Transactions ³	Balances, End of Fiscal Year
	Period of Availability	ATA	AID	MAIN SUB						
	2018				17,732,702.88	-----	-----	10,301,468.45	-----	7,431,234.43
	2017-2018				12,293,672.68	-----	-----	4,986,343.87	-----	7,307,328.81
	2017				1,175,528.55	-----	-----	-----	-----	1,175,528.55
	2016-2017				384,638.51	-----	-----	-----	-----	384,638.51
	2016				5,709,176.81	-----	-----	362,648.25	5,346,528.56	-----
	2015-2016				52.63	-----	-----	-----	52.63	-----
	No Year				13,563,612.49	5,000,000.00	-----	1,204,001.24	-----	17,359,611.25
	Subtotal		091	0203 000	504,618,621.91	117,000,000.00	-----	178,682,883.07	5,346,581.19	437,589,157.65
Education for the Disadvantaged, Education Fund Resources:										
Undisbursed Funds	2021-2022		091	0900 000	-----	6,306,490,000.00	-----	51,120,181.69	-----	6,255,369,818.31
	2021				-----	10,920,300,000.00	-----	5,356,418,388.26	-----	5,563,881,611.74
	2020-2021				5,983,640,658.87	-----	-----	5,461,437,432.03	-----	522,203,226.84
	2020				4,827,498,269.70	-----	-----	4,065,064,358.99	-----	762,433,910.71
	2019-2020				534,041,447.70	-----	-----	256,892,318.57	-----	277,149,129.13
	2019				655,109,158.78	-----	-----	510,057,064.68	-----	145,052,094.10
	2018-2019				232,454,011.01	-----	-----	120,301,414.06	-----	112,152,596.95
	2018				47,813,381.41	-----	-----	21,410,983.93	-----	26,402,397.48
	2017-2018				115,870,765.05	-----	-----	86,582,169.55	-----	29,288,595.50
	2017				10,146,816.05	-----	-----	580,851.92	-----	9,565,964.13
	2016-2017				260,313,421.34	-----	-----	149,190,034.70	-----	111,123,386.64
	2016				7,254,744.90	-----	-----	-----	7,254,744.90	-----
	2015-2016				77,167,742.67	-----	-----	57,952,042.26	19,215,700.41	-----
	Subtotal		091	0900 000	12,751,310,417.48	17,226,790,000.00	-----	16,137,007,240.64	26,470,445.31	13,814,622,731.53
School Improvement Programs, Education Fund Resources:										
Undisbursed Funds	2021-2022		091	1000 000	-----	3,613,652,000.00	-----	26,256,866.24	-----	3,587,395,133.76
	2021				-----	1,830,565,000.00	-----	667,633,136.84	-----	1,162,931,863.16
	2020-2021				3,519,088,090.85	-----	-----	1,661,969,473.39	-----	1,857,118,617.46
	2020				1,018,132,532.30	-----	-----	779,241,206.50	-----	238,891,325.80
	2019-2020				1,694,460,423.02	-----	-----	1,131,132,444.96	-----	563,327,978.06
	2019				189,811,308.52	-----	-----	150,141,583.60	-----	39,669,724.92
	2018-2019				452,393,301.88	-----	-----	325,096,349.24	-----	127,296,952.64
	2018				9,774,176.73	-----	-----	3,921,950.53	-----	5,852,226.20
	2017-2018				16,214,107.97	-----	-----	8,254,225.66	-----	7,959,882.31
	2017				11,721,613.93	-----	-----	124,161.29	-----	11,597,452.64
	2016-2017				21,216,561.07	-----	-----	5,659,023.02	-----	15,557,538.05
	2016				6,263,452.24	-----	-----	-----	6,263,452.24	-----
	2015-2016				13,224,772.40	-----	-----	2,640,988.83	10,583,783.57	-----
	No Year				2,746.15	170,000,000.00	-----	63,898.16	-----	169,938,847.99
	Subtotal		091	1000 000	6,952,303,087.06	5,614,217,000.00	-----	4,762,135,308.26	16,847,235.81	7,787,537,542.99
Total, Office of Elementary and Secondary Education					20,695,866,756.95	24,660,358,000.00	-----	22,731,023,870.09	52,332,261.03	22,572,868,625.83

Footnotes at End of Chapter

Appropriations, Outlays, and Balances - Continued

Appropriation or Fund Account Title	Account Symbol				Balances, Beginning of Fiscal Year	Appropriations and Other Obligational Authority ¹	Transfers Borrowings and Investment (Net) ²	Outlays (Net)	Balances Withdrawn and Other Transactions ³	Balances, End of Fiscal Year
	Period of Availability	ATA	AID	MAIN SUB						
Office of Innovation and Improvement										
General Fund Accounts										
Innovation and Improvement, Education										
Fund Resources:										
Undisbursed Funds	2021-2022		091	0204	000	----- 334,000,000.00	-----	181,987.55	-----	333,818,012.45
	2021					----- 780,250,000.00	-----	1,181,189.18	-----	779,068,810.82
	2020-2021					----- 329,886,880.66	-----	9,562,564.77	-----	320,324,315.89
	2020					----- 768,909,492.61	-----	160,735,346.47	-----	608,174,146.14
	2019-2020					----- 241,208,412.86	-----	64,657,342.30	-----	176,551,070.56
	2019					----- 580,197,436.53	-----	336,409,405.90	-----	243,788,030.63
	2018-2019					----- 184,734,548.07	-----	38,796,640.91	-----	145,937,907.16
	2018					----- 196,026,733.25	-----	84,782,815.10	-----	111,243,918.15
	2017-2018					----- 49,918,959.32	-----	18,433,658.09	-----	31,485,301.23
	2017					----- 144,147,940.35	-----	67,809,846.90	-----	76,338,093.45
	2016-2017					----- 39,271,953.04	-----	19,272,497.94	-----	19,999,455.10
	2016					----- 108,826,472.75	-----	52,072,596.95	56,753,875.80	-----
	2015-2016					----- 22,004,454.77	-----	14,072,534.88	7,931,919.89	-----
	No Year					----- 92,343,977.32	-----	25,102,404.15	-----	67,241,573.17
	Subtotal		091	0204	000	2,757,477,261.53	1,114,250,000.00	893,070,831.09	64,685,795.69	2,913,970,634.75
Total, Office of Innovation and Improvement						2,757,477,261.53	1,114,250,000.00	893,070,831.09	64,685,795.69	2,913,970,634.75
Office of English Language Acquisition										
General Fund Accounts										
English Language Acquisition, Education										
Fund Resources:										
Undisbursed Funds	2021-2022		091	1300	000	----- 797,400,000.00	-----	2,865,305.12	-----	794,534,694.88
	2020-2021					----- 784,449,920.08	-----	354,422,655.74	-----	430,027,264.34
	2019-2020					----- 358,025,357.26	-----	274,526,187.44	-----	83,499,169.82
	2018-2019					----- 55,525,744.94	-----	40,055,392.43	-----	15,470,352.51
	2017-2018					----- 1,471,068.91	-----	18,139.32	-----	1,452,929.59
	2016-2017					----- 2,089,830.31	-----	4,008.67	-----	2,085,821.64
	2015-2016					----- 2,800,219.26	-----	-----	2,800,219.26	-----
	Subtotal		091	1300	000	1,204,362,140.76	797,400,000.00	671,891,688.72	2,800,219.26	1,327,070,232.78
Total, Office of English Language Acquisition						1,204,362,140.76	797,400,000.00	671,891,688.72	2,800,219.26	1,327,070,232.78
Office of Special Education and Rehabilitative Services										
General Fund Accounts										
Special Education, Education										
Fund Resources:										
Undisbursed Funds	2021-2022		091	0300	000	----- 4,533,544,000.00	-----	96,049,400.30	-----	4,437,494,599.70
	2021					----- 9,537,199,000.00	-----	4,878,008,391.88	-----	4,659,190,608.12
	2020-2021					----- 4,199,890,371.39	-----	3,635,904,509.80	-----	563,985,861.59
	2020					----- 3,997,650,892.73	-----	3,351,174,425.79	-----	646,476,466.94
	2019-2020					----- 391,385,661.82	-----	320,273,301.91	-----	71,112,359.91

Footnotes at End of Chapter

Appropriations, Outlays, and Balances - Continued

Appropriation or Fund Account Title	Account Symbol				Balances, Beginning of Fiscal Year	Appropriations and Other Obligational Authority ¹	Transfers Borrowings and Investment (Net) ²	Outlays (Net)	Balances Withdrawn and Other Transactions ³	Balances, End of Fiscal Year
	Period of Availability	ATA	AID	MAIN						
	2019				501,749,339.83	-----	-----	416,022,791.11	-----	85,726,548.72
	2018-2019				54,113,163.99	-----	-----	45,952,113.41	-----	8,161,050.58
	2018				16,599,574.39	-----	-----	11,006,936.84	-----	5,592,637.55
	2017-2018				1,549,914.72	-----	-----	-884.98	-----	1,550,799.70
	2017				6,566,386.70	-----	-----	1,035,432.97	-----	5,530,953.73
	2016-2017				1,014,101.02	-----	-----	-----	-----	1,014,101.02
	2016				5,409,316.84	-----	-----	238,017.66	5,171,299.18	-----
	2015-2016				1,086,804.95	-----	-----	-----	1,086,804.95	-----
	No Year				-----	3,030,000,000.00	-----	880,143.08	-----	3,029,119,856.92
	Subtotal		091	0300	000	9,177,015,528.38	17,100,743,000.00	12,756,544,579.77	6,258,104.13	13,514,955,844.48
Rehabilitation Services and Disability Research, Education Fund Resources:										
Undisbursed Funds	2021		091	0301	000	-----	3,604,743,803.00	-----	1,152,138,030.28	2,452,605,772.72
	2020-2021					-----	-----	130,109,702.00	-----	114,608,306.28
	2020					2,195,086,335.31	-----	-130,109,702.00	-----	537,377,816.28
	2019					327,203,807.61	-----	197,499,847.98	-----	129,703,959.63
	2018					84,539,081.14	-----	1,625,393.08	-----	82,913,688.06
	2017					102,945,389.57	-----	7,804.28	-----	102,937,585.29
	2016					114,516,242.10	-----	37,791.25	114,478,450.85	-----
	2015-2016					12,962,623.98	-----	11,420,173.34	1,542,450.64	-----
	2014-2015					7,275,579.68	-----	1,686,682.01	5,588,897.67	-----
	Subtotal		091	0301	000	2,844,529,059.39	3,604,743,803.00	2,907,515,934.97	121,609,799.16	3,420,147,128.26
American Printing House for the Blind, Special Institutions for Persons with Disabilities, Education Fund Resources:										
Undisbursed Funds	2021		091	0600	000	-----	34,431,000.00	-----	22,115,035.84	12,315,964.16
	2020					10,837,359.67	-----	9,836,030.48	-----	1,001,329.19
	2019					433,632.33	-----	341,980.81	-----	91,651.52
	2016					3.50	-----	-----	3.50	-----
	Subtotal		091	0600	000	11,270,995.50	34,431,000.00	32,293,047.13	3.50	13,408,944.87
National Technical Institute for the Deaf, Special Institutions for Persons with Disabilities, Education Fund Resources:										
Undisbursed Funds	2021-2023		091	0601	000	-----	19,250,000.00	-----	-----	19,250,000.00
	2021-2022					-----	11,000,000.00	-----	5,761,860.17	5,238,139.83
	2021					-----	81,500,000.00	-----	75,000,000.00	6,500,000.00
	2020					5,500,000.00	-----	3,814,269.09	-----	1,685,730.91
	2019					3,120,440.28	-----	951,467.04	-----	2,168,973.24
	No Year					230.00	-----	-----	-----	230.00
	Subtotal		091	0601	000	8,620,670.28	111,750,000.00	85,527,596.30	-----	34,843,073.98
Gallaudet University, Special Institutions for Persons with Disabilities, Education Fund Resources:										
Undisbursed Funds	2021-2023		091	0602	000	-----	19,250,000.00	-----	-----	19,250,000.00
	2021-2022					-----	11,000,000.00	-----	10,896,999.80	103,000.20

Footnotes at End of Chapter

Appropriations, Outlays, and Balances - Continued

Appropriation or Fund Account Title	Account Symbol				Balances, Beginning of Fiscal Year	Appropriations and Other Obligational Authority ¹	Transfers Borrowings and Investment (Net) ²	Outlays (Net)	Balances Withdrawn and Other Transactions ³	Balances, End of Fiscal Year	
	Period of Availability	ATA	AID	MAIN SUB							
	2021				-----	140,361,000.00	-----	125,282,840.02	-----	15,078,159.98	
	2020-2021				5,285,777.10	-----	-----	5,285,777.10	-----	-----	
	2020				16,428,310.24	-----	-----	14,699,651.08	-----	1,728,659.16	
	2019				1,169,188.16	-----	-----	1,169,188.16	-----	-----	
	Subtotal		091	0602	000	22,883,275.50	-----	157,334,456.16	-----	36,159,819.34	
Total, Office of Special Education and Rehabilitative Services						12,064,319,529.05	-----	21,022,278,803.00	-----	15,939,215,614.33	
										127,867,906.79	
										17,019,514,810.93	
Office of Vocational and Adult Education											
General Fund Accounts											
Career, Technical, and Adult Education, Education Fund Resources:											
Undisbursed Funds											
	2021-2022		091	0400	000	-----	1,239,936,000.00	-----	19,455,954.71	-----	1,220,480,045.29
	2021					-----	789,780,249.08	-----	325,080,832.96	-----	464,699,416.12
	2020-2021					1,148,355,750.91	-----	-----	835,072,609.92	-----	313,283,140.99
	2020					408,161,740.66	-----	-----	348,699,076.19	-----	59,462,664.47
	2019-2020					276,637,176.11	-----	-----	199,109,358.93	-----	77,527,817.18
	2019					71,839,619.84	-----	-----	32,798,301.60	-----	39,041,318.24
	2018-2019					73,084,208.67	-----	-----	62,735,703.45	-----	10,348,505.22
	2018					1,234,971.00	-----	-----	309,828.83	-----	925,142.17
	2017-2018					9,766,676.61	-----	-----	2,149,150.89	-----	7,617,525.72
	2017					2,008,694.59	-----	-----	-----	-----	2,008,694.59
	2016-2017					8,840,297.68	-----	-----	1,465,303.95	-----	7,374,993.73
	2016					982,679.20	-----	-----	-----	982,679.20	-----
	2015-2016					1,545,769.71	-----	-----	652,658.78	893,110.93	-----
	No Year					464,100.99	-----	-----	178,353.22	-----	285,747.77
	Subtotal		091	0400	000	2,002,921,685.97	2,029,716,249.08	-----	1,827,707,133.43	1,875,790.13	2,203,055,011.49
Total, Office of Vocational and Adult Education						2,002,921,685.97	2,029,716,249.08	-----	1,827,707,133.43	1,875,790.13	2,203,055,011.49
Office of Postsecondary Education											
General Fund Accounts											
Higher Education, Education Fund Resources:											
Undisbursed Funds											
	2021-2022		091	0201	000	-----	96,000,000.00	-----	19,160.97	-----	95,980,839.03
	2021					-----	2,686,126,000.00	-----	16,462,632.28	-----	2,669,663,367.72
	2020-2021					24,490,020.97	-----	131,673,703.00	5,103,652.72	-----	151,060,071.25
	2020					2,672,640,543.57	-----	-131,673,703.00	1,355,524,903.46	-----	1,185,441,937.11
	2019-2020					126,507,095.73	-----	-----	40,726,646.49	-----	85,780,449.24
	2019					1,001,785,198.59	-----	-----	838,521,372.47	-----	163,263,826.12
	2018-2019					72,387,454.70	-----	-----	62,985,721.30	-----	9,401,733.40
	2018					113,086,938.91	-----	-----	76,035,514.57	-----	37,051,424.34
	2017-2018					7,172,522.30	-----	-----	6,221,093.88	-----	951,428.42
	2017					37,211,722.90	-----	-----	5,966,678.52	-----	31,245,044.38
	2016-2017					1,488,636.54	-----	-----	995,396.54	-----	493,240.00
	2016					37,035,355.84	-----	-----	1,064,484.15	35,970,871.69	-----

Footnotes at End of Chapter

Appropriations, Outlays, and Balances - Continued

Appropriation or Fund Account Title	Account Symbol				Balances, Beginning of Fiscal Year	Appropriations and Other Obligational Authority ¹	Transfers Borrowings and Investment (Net) ²	Outlays (Net)	Balances Withdrawn and Other Transactions ³	Balances, End of Fiscal Year
	Period of Availability	ATA	AID	MAIN						
	2015-2016				593,773.40	-----	-----	-----	593,773.40	-----
	No Year				1,669,343.79	-----	-----	-----	-----	1,669,343.79
	Subtotal		091	0201	4,096,068,607.24	2,782,126,000.00	-----	2,409,627,257.35	36,564,645.09	4,432,002,704.80
Higher Education Facilities Loans and Insurance, Education										
Fund Resources:										
Undisbursed Funds										
	No Year		091	0240	584,554.41	-----	-----	-586,176.21	⁵ 557,894.54	612,836.08
College Housing and Academic Facilities Loans Program, Education										
Fund Resources:										
Undisbursed Funds										
	2021		091	0241	-----	579,819.00	-----	506,779.34	-----	73,039.66
	2020				65,815.70	-----	-----	58,126.91	-----	7,688.79
	2019				32,759.64	-----	-----	2,097.81	-----	30,661.83
	2018				10,882.38	-----	-----	342.40	-----	10,539.98
	2017				18,979.43	-----	-----	0.10	-----	18,979.33
	2016				26,903.32	-----	-----	-----	26,903.32	-----
	Subtotal		091	0241	155,340.47	579,819.00	-----	567,346.56	26,903.32	140,909.59
College Housing and Academic Facilities Loans, Liquidating Account, Education										
Fund Resources:										
Undisbursed Funds										
	No Year		091	0242	529,373.55	548,758.26	-1,612,643.03	-1,134,511.22	-----	600,000.00
Howard University, Education										
Fund Resources:										
Undisbursed Funds										
	2021-2023		091	0603	-----	35,000,000.00	-----	23,644,232.00	-----	11,355,768.00
	2021-2022				-----	20,000,000.00	-----	20,000,000.00	-----	-----
	2021				-----	247,613,000.00	-----	247,613,000.00	-----	-----
	No Year				3,405,000.00	3,405,000.00	-----	6,810,000.00	-----	-----
	Subtotal		091	0603	3,405,000.00	306,018,000.00	-----	298,067,232.00	-----	11,355,768.00
Historically Black College and University Capital Financing Program										
Account, Education										
Fund Resources:										
Undisbursed Funds										
	2021-2022		091	1901	-----	48,150,000.00	-----	5,465,710.00	-----	42,684,290.00
	2021				-----	2,051,775,553.00	-----	1,713,050,856.48	-----	338,724,696.52
	2020-2021				20,150,000.00	-----	-----	14,135,400.00	-----	6,014,600.00
	2020				36,370,491.30	-----	-----	44,560.50	-----	36,325,930.80
	2019-2020				8,265,174.00	-----	-----	587,542.00	-----	7,677,632.00
	2019				6,720,906.92	-----	-----	518.48	-----	6,720,388.44
	2018-2019				9,501,095.00	-----	-----	2,187,473.00	-----	7,313,622.00
	2018				743,198.31	-----	-----	114.13	-----	743,084.18
	2017-2018				12,390,477.00	-----	-----	-----	-----	12,390,477.00
	2017				102,694.07	-----	-----	0.04	-----	102,694.03
	2016-2017				12,272,453.00	-----	-----	83,510.00	-----	12,188,943.00
	2016				102,023.17	-----	-----	-----	102,023.17	-----
	2015-2016				16,043,954.00	-----	-----	91,901.00	15,952,053.00	-----
	Subtotal		091	1901	122,662,466.77	2,099,925,553.00	-----	1,735,647,585.63	16,054,076.17	470,886,357.97

Footnotes at End of Chapter

Appropriations, Outlays, and Balances - Continued

Appropriation or Fund Account Title	Account Symbol					Balances, Beginning of Fiscal Year	Appropriations and Other Obligational Authority ¹	Transfers Borrowings and Investment (Net) ²	Outlays (Net)	Balances Withdrawn and Other Transactions ³	Balances, End of Fiscal Year
	Period of Availability	ATA	AID	MAIN	SUB						
Public Enterprise Funds											
College Housing Loans, Education Fund Resources: Undisbursed Funds	No Year		091	4250	000	3,052,182.98	-----	-----	-1,586,759.79	⁵ 2,915,785.17	1,723,157.60
Total, Office of Postsecondary Education						4,226,457,525.42	5,189,198,130.26	-1,612,643.03	4,440,601,974.32	56,119,304.29	4,917,321,734.04
Office of Federal Student Aid											
General Fund Accounts											
Student Financial Assistance, Education Fund Resources: Undisbursed Funds	2021-2022		091	0200	000	-----	31,071,826,496.80	-----	8,839,855,394.95	-----	22,231,971,101.85
	2020-2021					22,578,468,064.73	-500,000,000.00	-----	10,144,703,227.15	-----	11,933,764,837.58
	2019-2020					9,737,606,685.16	-----	-----	9,643,226,367.29	-----	94,380,317.87
	2018-2019					319,385,122.45	-----	-----	-6,120,164.55	-----	325,505,287.00
	2017-2018					50,694,029.83	-----	-----	5,832,018.91	-----	44,862,010.92
	2016-2017					16,378,378.79	-----	-----	-3,077,554.78	-----	19,455,933.57
	2015-2016					32,696,932.84	-----	-----	7,055,433.25	25,641,499.59	-----
	Subtotal		091	0200	000	32,735,229,213.80	30,571,826,496.80	-----	28,631,474,722.22	25,641,499.59	34,649,939,488.79
Student Aid Administration, Education Fund Resources: Undisbursed Funds	2021-2023		091	0202	000	-----	91,130,000.00	-----	-----	-----	91,130,000.00
	2021-2022					-----	1,883,943,000.00	-----	1,146,404,330.83	-----	737,538,669.17
	2020-2021					675,542,024.94	-----	-----	607,156,729.82	-----	68,385,295.12
	2019-2020					70,674,609.49	-----	-----	47,035,581.53	-----	23,639,027.96
	2018-2019					22,624,815.11	-----	-----	1,579,176.88	-----	21,045,638.23
	2017-2018					7,907,312.02	-----	-----	-486,327.76	-----	8,393,639.78
	2016-2017					7,145,694.73	-----	-----	-----	-----	7,145,694.73
	2015-2016					13,577,028.85	-----	-----	1,919,404.02	11,657,624.83	-----
	No Year					6,351,756.89	-----	-----	112,000.00	-----	6,239,756.89
	Subtotal		091	0202	000	803,823,242.03	1,975,073,000.00	-----	1,803,720,895.32	11,657,624.83	963,517,721.88
Teach Grant Program Account, Education Fund Resources: Undisbursed Funds	2021		091	0206	000	-----	152,434,704.00	-----	146,041,955.00	-----	6,392,749.00
	2020					9,394,797.00	-----	-----	7,365,967.00	-----	2,028,830.00
	2019					2,025,423.00	-----	-----	-----	-----	2,025,423.00
	2018					8,910,603.00	-----	-----	-----	-----	8,910,603.00
	2017					1,036,993.00	-----	-----	-----	-----	1,036,993.00
	2016					951,937.00	-----	-----	-----	951,937.00	-----
	Subtotal		091	0206	000	22,319,753.00	152,434,704.00	-----	153,407,922.00	951,937.00	20,394,598.00
Guaranteed Student Loans, Liquidating Account, Education Fund Resources: Undisbursed Funds	No Year		091	0230	000	89,728,982.63	-----	-----	-73,374,940.14	⁵ 85,111,644.75	77,992,278.02

Footnotes at End of Chapter

Appropriations, Outlays, and Balances - Continued

Appropriation or Fund Account Title	Account Symbol				Balances, Beginning of Fiscal Year	Appropriations and Other Obligational Authority ¹	Transfers Borrowings and Investment (Net) ²	Outlays (Net)	Balances Withdrawn and Other Transactions ³	Balances, End of Fiscal Year	
	Period of Availability	ATA	AID	MAIN							SUB
Federal Family Education Loan Program Account, Education Fund Resources: Undisbursed Funds	2021		091	0231	000	----- 9,892,924,287.00	-----	9,892,924,287.00	-----	-----	
Federal Direct Student Loan Program, Education Fund Resources: Undisbursed Funds	2021		091	0243	000	----- 129,682,976,099.00	-----	129,110,170,731.00	-----	572,805,368.00	
	2020					1,365,441,767.00	-----	934,360,017.00	-----	431,081,750.00	
	2019					242,958,578.00	-----	-----	-----	242,958,578.00	
	2018					245,596,486.00	-----	-----	-----	245,596,486.00	
	2017					275,598,244.00	-----	-----	-----	275,598,244.00	
	No Year					680,795,240.90	-----	-----	-----	730,795,240.90	
	Subtotal		091	0243	000	2,810,390,315.90	-----	130,044,530,748.00	-----	2,498,835,666.90	
Health Education Assistance Loans Program Account, Education Fund Resources: Undisbursed Funds	2021		091	0247	000	----- 1,338,876.00	-----	1,338,876.00	-----	-----	
Iraq and Afghanistan Service Grants Program, Office of Federal Student AID, Education Fund Resources: Undisbursed Funds	2021		091	0248	000	----- 612,307.00	-----	516,204.14	-----	96,102.86	
	2020					84,264.87	-----	84,264.37	-----	0.50	
	2019					18,476.57	-----	15,379.57	-----	3,097.00	
	2018					3,168.62	-----	-----	-----	3,168.62	
	2017					5,510.76	-----	-----	-----	5,510.76	
	2016					1,600.77	-----	-----	1,600.77	-----	
	Subtotal		091	0248	000	113,021.59	-----	615,848.08	1,600.77	107,879.74	
Special Fund Accounts											
Student Financial Assistance Debt Collection, Education Fund Resources: Undisbursed Funds	No Year		091	5557	000	9,357,778.04	3,628,251.29	-----	957,950.92	5 4,361,601.00	7,666,477.41
Public Enterprise Funds											
Federal Student Loan Reserve Fund, Education Fund Resources: Undisbursed Funds	No Year		091	4257	000	----- 1,943,126,253.55	-----	29,977,556.18	16,823,874.12	5 13,153,682.06	-----
Funds Held Outside the Treasury						1,943,126,253.55	-----	-29,977,556.18	-----	-----	1,913,148,697.37
	Subtotal		091	4257	000	1,943,126,253.55	-----	16,823,874.12	13,153,682.06	1,913,148,697.37	
Health Education Assistance Loans Liquidating Account, Education Fund Resources: Undisbursed Funds	No Year		091	4299	000	3,973,436.75	-----	-----	-1,601,287.59	5 3,973,436.75	1,601,287.59
Total, Office of Federal Student Aid						38,418,061,997.29	172,330,814,021.09	-----	170,470,818,895.93	144,853,026.75	40,133,204,095.70
Institute of Education Sciences											
General Fund Accounts											

Footnotes at End of Chapter

Appropriations, Outlays, and Balances - Continued

Appropriation or Fund Account Title	Account Symbol				Balances, Beginning of Fiscal Year	Appropriations and Other Obligational Authority ¹	Transfers Borrowings and Investment (Net) ²	Outlays (Net)	Balances Withdrawn and Other Transactions ³	Balances, End of Fiscal Year
	Period of Availability	ATA	AID	MAIN						
Institute of Education Sciences, Education Fund Resources: Undisbursed Funds	2021-2023		091	1100	000	----- 100,000,000.00	-----	10,285,227.98	-----	89,714,772.02
	2021-2022					----- 670,462,000.00	-----	161,100,122.56	-----	509,361,877.44
	2020-2021					453,999,518.08	-----	229,127,901.95	-----	224,871,616.13
	2019-2020					176,743,947.20	-----	118,333,460.50	-----	58,410,486.70
	2018-2019					48,503,095.54	-----	28,367,746.93	-----	20,135,348.61
	2017-2018					9,856,705.23	-----	5,402,869.31	-----	4,453,835.92
	2016-2017					5,521,623.68	-----	2,074,120.13	-----	3,447,503.55
	2015-2016					4,683,447.28	-----	1,050,604.07	3,632,843.21	-----
	Subtotal		091	1100	000	699,308,337.01	770,462,000.00	555,742,053.43	3,632,843.21	910,395,440.37
Total, Institute of Education Sciences						699,308,337.01	770,462,000.00	555,742,053.43	3,632,843.21	910,395,440.37
Departmental Management										
General Fund Accounts										
Office for Civil Rights, Departmental Management, Education Fund Resources: Undisbursed Funds	2021		091	0700	000	----- 131,000,000.00	-----	109,841,432.12	-----	21,158,567.88
	2020					30,000,365.21	-----	23,452,780.36	-----	6,547,584.85
	2019					5,563,829.00	-----	3,398,635.15	-----	2,165,193.85
	2018					3,000,831.00	-----	208,479.39	-----	2,792,351.61
	2017					832,421.83	-----	-218.81	-----	832,640.64
	2016					486,282.59	-----	-----	486,282.59	-----
	Subtotal		091	0700	000	39,883,729.63	131,000,000.00	136,901,108.21	486,282.59	33,496,338.83
Program Administration, Departmental Management, Education Fund Resources: Undisbursed Funds	2021-2024		091	0800	000	----- 15,000,000.00	-----	1,322,151.54	-----	13,677,848.46
	2021-2023					----- 15,000,000.00	-----	3,665,747.11	-----	11,334,252.89
	2018-2022					2,644,089.93	-----	309,064.17	-----	2,335,025.76
	2021					----- 430,000,000.00	-----	323,038,311.81	-----	106,961,688.19
	2020-2021					7,546,083.18	-----	5,903,581.91	-----	1,642,501.27
	2020					123,197,235.69	-----	89,725,096.76	-----	33,472,138.93
	2019-2020					1,000,000.00	-----	-----	-----	1,000,000.00
	2019					27,851,130.33	-----	9,375,078.67	-----	18,476,051.66
	2018					10,380,115.34	-----	2,307,169.56	-----	8,072,945.78
	2017					4,395,839.92	-----	24,395.25	-----	4,371,444.67
	2016					7,180,503.26	-----	0.01	7,180,503.25	-----
	No Year					1,210,068.41	-----	149,317.41	-----	1,060,751.00
	Subtotal		091	0800	000	185,405,066.06	460,000,000.00	435,819,914.20	7,180,503.25	202,404,648.61
Office of the Inspector General, Departmental Management, Education Fund Resources: Undisbursed Funds	2020-2022		091	1400	000	6,905,439.13	-----	2,258,837.72	-----	4,646,601.41
	2021					----- 61,000,000.00	-----	47,411,776.86	-----	13,588,223.14
	2020					15,494,387.36	-----	11,494,746.31	-----	3,999,641.05

Footnotes at End of Chapter

Appropriations, Outlays, and Balances - Continued

Appropriation or Fund Account Title	Account Symbol				Balances, Beginning of Fiscal Year	Appropriations and Other Obligational Authority ¹	Transfers Borrowings and Investment (Net) ²	Outlays (Net)	Balances Withdrawn and Other Transactions ³	Balances, End of Fiscal Year
	Period of Availability	ATA	AID	MAIN SUB						
	2019				1,515,471.64	-----	-----	771,276.69	-----	744,194.95
	2018				1,820,173.41	-----	-----	449,126.72	-----	1,371,046.69
	2017				1,148,677.70	-----	-----	5,655.28	-----	1,143,022.42
	2016				2,509,311.86	-----	-----	-----	2,509,311.86	-----
	No Year				3,255,014.48	12,000,000.00	-----	1,029,568.64	-----	14,225,445.84
	Subtotal		091	1400 000	32,648,475.58	73,000,000.00	-----	63,420,988.22	2,509,311.86	39,718,175.50
Trust Fund Accounts										
Contributions, Education										
Fund Resources:										
Undisbursed Funds										
	No Year		091	8258 000	471,998.60	526,000.00	-----	3,486.23	-----	994,512.37
Total, Departmental Management					258,409,269.87	664,526,000.00	-----	636,145,496.86	10,176,097.70	276,613,675.31
Hurricane Education Recovery										
General Fund Accounts										
Hurricane Education Recovery, Office of Elementary and Secondary										
Education, Education										
Fund Resources:										
Undisbursed Funds										
	2018-2022		091	0013 000	1,885,199,067.17	-----	-----	261,381,222.02	-----	1,623,817,845.15
	2019-2020				88,655,935.42	-----	-----	33,839,575.55	-----	54,816,359.87
	No Year				76,700.68	-----	-----	-----	76,700.68	-----
	Subtotal		091	0013 000	1,973,931,703.27	-----	-----	295,220,797.57	76,700.68	1,678,634,205.02
Total, Hurricane Education Recovery					1,973,931,703.27	-----	-----	295,220,797.57	76,700.68	1,678,634,205.02
Deductions for Offsetting Receipts										
Proprietary Receipts from the Public										
					-----	-6,637,005,648.44	-----	-6,637,005,648.44	-----	-----
Intrabudgetary Receipts Deducted by Agency										
					-----	12,765,589.64	-----	12,765,589.64	-----	-----
Total, Offsetting Receipts					-----	-6,624,240,058.80	-----	-6,624,240,058.80	-----	-----
Total, Department of Education					103,737,073,067.30	469,484,733,144.63	-1,612,643.03	260,451,783,413.88	464,419,945.53	312,303,990,209.49
Memorandum										
Financing Accounts										
Public Enterprise Funds										
Guaranteed Student Loans, Financing Account, Education										
Fund Resources:										
Undisbursed Funds										
	No Year		091	4251 000	19,801,901,060.47	-----	-5,483,626,768.03	-6,011,997,112.94	⁵ 358,639,245.00	19,971,632,160.38
Authority to Borrow from the Treasury					-----	1,429,527,862.97	-1,429,527,862.97	-----	-----	-----
	Subtotal		091	4251 000	19,801,901,060.47	1,429,527,862.97	-6,913,154,631.00	-6,011,997,112.94	358,639,245.00	19,971,632,160.38
College Housing and Academic Facilities, Financing Account, Education										
Fund Resources:										
Undisbursed Funds										
	No Year		091	4252 000	372,099.83	-----	-3,190,385.53	-548,361.39	-----	⁶ -2,269,924.31
Authority to Borrow from the Treasury					-----	-----	-----	-----	-----	0.01
	Subtotal		091	4252 000	372,099.84	-----	-3,190,385.53	-548,361.39	-----	-2,269,924.30

Footnotes at End of Chapter

Appropriations, Outlays, and Balances - Continued

Appropriation or Fund Account Title	Account Symbol				Balances, Beginning of Fiscal Year	Appropriations and Other Obligational Authority ¹	Transfers Borrowings and Investment (Net) ²	Outlays (Net)	Balances Withdrawn and Other Transactions ³	Balances, End of Fiscal Year	
	Period of Availability	ATA	AID	MAIN							SUB
Federal Direct Loan Demonstration Financing Account, Education Fund Resources:											
Undisbursed Funds	No Year		091	4253	000	13,482,992,551.46	181,886,068.00	-17,904,461,633.84	-27,742,965,901.48	⁵ 2,715,532,890.00	20,787,849,997.10
Authority to Borrow from the Treasury						47,727,222,090.78	127,015,051,894.64	-119,950,381,374.64	-----	13,558,075,921.00	41,233,816,689.78
Subtotal			091	4253	000	61,210,214,642.24	127,196,937,962.64	-137,854,843,008.48	-27,742,965,901.48	16,273,608,811.00	62,021,666,686.88
Historically Black College and University, Capital Financing, Direct Loan Financing Account, Education Fund Resources:											
Undisbursed Funds	No Year		091	4255	000	214,996,299.23	311,200.00	^{7,8} -1,134,599,911.61	-1,200,248,140.50	⁵ 3,294.00	280,952,434.12
Authority to Borrow from the Treasury						460,239,380.88	668,133,704.88	-416,131,003.46	-----	-----	712,242,082.30
Subtotal			091	4255	000	675,235,680.11	668,444,904.88	-1,550,730,915.07	-1,200,248,140.50	3,294.00	993,194,516.42
Teach Grant Financing Account, Education Fund Resources:											
Undisbursed Funds	No Year		091	4290	000	41,041,271.51	254,444.00	-73,268,562.42	-73,495,581.67	⁵ 1,570,000.00	39,952,734.76
Authority to Borrow from the Treasury						41,005,134.00	69,073,175.93	-71,053,888.93	-----	7,625,000.00	31,399,421.00
Subtotal			091	4290	000	82,046,405.51	69,327,619.93	-144,322,451.35	-73,495,581.67	9,195,000.00	71,352,155.76
Health Education Assistance Loans Financing Account, Education Fund Resources:											
Undisbursed Funds	No Year		091	4300	000	13,329,072.12	-----	18,929,269.00	23,775,240.58	⁵ 54,489.00	8,428,611.54
Authority to Borrow from the Treasury						-----	25,422,269.00	-25,422,269.00	-----	-----	-----
Subtotal			091	4300	000	13,329,072.12	25,422,269.00	-6,493,000.00	23,775,240.58	54,489.00	8,428,611.54
Temporary Student Loan Purchase Authority Standard Put Financing Account, Education Fund Resources:											
Undisbursed Funds	No Year		091	4449	000	98,310,727.09	20,132,210.00	-1,910,264,873.76	-1,848,495,357.76	-----	56,673,421.09
Authority to Borrow from the Treasury						-----	158,896,726.30	-158,896,726.30	-----	-----	-----
Subtotal			091	4449	000	98,310,727.09	179,028,936.30	-2,069,161,600.06	-1,848,495,357.76	-----	56,673,421.09
Temporary Student Loan Purchase Authority Financing Account, Education Fund Resources:											
Undisbursed Funds	No Year		091	4453	000	316,246,153.94	36,633,532.00	-3,312,410,960.03	-3,030,521,639.57	-----	70,990,365.48
Authority to Borrow from the Treasury						-----	30,734,783.28	-30,734,783.28	-----	-----	-----
Subtotal			091	4453	000	316,246,153.94	67,368,315.28	-3,343,145,743.31	-3,030,521,639.57	-----	70,990,365.48
Temporary Student Loan Purchase Authority Conduit Financing Account, Education Fund Resources:											
Undisbursed Funds	No Year		091	4459	000	37,499,406.44	-----	-25,748,533.56	4,356,959.84	-----	7,393,913.04
Authority to Borrow from the Treasury						-----	10,915,095.06	-10,915,095.06	-----	-----	-----
Subtotal			091	4459	000	37,499,406.44	10,915,095.06	-36,663,628.62	4,356,959.84	-----	7,393,913.04
Total, Financing Accounts						82,235,155,247.76	129,646,972,966.06	-151,921,705,363.42	-39,880,139,894.89	16,641,500,839.00	83,199,061,906.29

Footnotes at End of Chapter

Appropriations, Outlays, and Balances - Continued

Footnotes

- 1 The amounts in this column, unless otherwise footnoted, represent appropriations, increases and rescissions in borrowing authority or new contract authority. Appropriation accounts with appropriation transfer activity are presented in Table 1 (Appropriations and Appropriation Transfers) at the end of this chapter.
- 2 The amounts in this column, unless otherwise footnoted, represent transfers - other than appropriation transfers, borrowings (gross), investments (net), unrealized discounts or funds held outside the Treasury.
- 3 The amounts in this column, unless otherwise footnoted, represent obligated balances canceled for fiscal year 2016 pursuant to 31 U.S.C. 1553 and adjustments to borrowing and contract authority.
- 4 Pursuant to Public Law # 116-159, 134 Stat. 719 Sec. 153, the balance for this account has been extended beyond the normal period of availability to liquidate obligations.
- 5 Represents capital transfer to miscellaneous receipts.
- 6 Subject to disposition by the administrative agency.
- 7 Includes \$1,341,375,811.61 which represents net repayment of borrowing from the Federal Financing Bank in lieu of issuance of agency debt.
- 8 Includes \$206,775,900.00 which represents borrowing from the U.S. Treasury.

Footnotes

Table 1 - Appropriations and Appropriation Transfers - Department of Education

AID	ATA	Period of Availability	MAIN	Net Appropriations and Appropriation Transfers	Appropriation Amount	Net Appropriation Transfers	AID Involved	ATA Involved	Period of Availability Involved	MAIN Involved	Amount From or To (-)
091		X	0203	5,000,000.00	0.00	5,000,000.00	091		21	0203	5,000,000.00
091		2021	0203	-100,000,000.00	0.00	-100,000,000.00	091		2122	0251	-100,000,000.00
091		21	0203	131,000,000.00	136,000,000.00	-5,000,000.00	091		X	0203	-5,000,000.00
091		2021	0251	-217,851,128.61	0.00	-217,851,128.61	091		2122	0251	-217,851,128.61
091		2122	0251	81,788,451,128.61	81,880,000,000.00	-91,548,871.39	014		2122	2106	-409,400,000.00
							091		2021	0203	100,000,000.00
							091		2021	0251	217,851,128.61
091		21	0400	789,780,249.08	791,000,000.00	-1,219,750.92	091	014	21	0400	-1,219,750.92
091		X	0603	3,405,000.00	0.00	3,405,000.00	091		21	0603	3,405,000.00
091		21	0603	247,613,000.00	251,018,000.00	-3,405,000.00	091		X	0603	-3,405,000.00
Total				82,647,398,249.08	83,058,018,000.00	-410,619,750.92					-410,619,750.92

This Page Left Blank Intentionally

Appropriations, Outlays, and Balances - Continued

Appropriation or Fund Account Title	Account Symbol				Balances, Beginning of Fiscal Year	Appropriations and Other Obligational Authority ¹	Transfers Borrowings and Investment (Net) ²	Outlays (Net)	Balances Withdrawn and Other Transactions ³	Balances, End of Fiscal Year	
	Period of Availability	ATA	AID	MAIN							SUB
<p align="center">Department of Energy National Nuclear Security Administration General Fund Accounts</p>											
<p>Weapons Activities, National Nuclear Security Administration, Energy Fund Resources:</p>											
Undisbursed Funds	2021-2022		089	0240	000	-----	123,684,000.00	-----	93,392,043.11	-----	30,291,956.89
	2020-2021					23,955,913.62	-----	-----	36,445,622.22	-----	⁴ -12,489,708.60
	2019-2020					1,246,499.22	-----	-----	549,166.56	-----	697,332.66
	2018-2019					536,792.18	-----	-----	9,859.48	-----	526,932.70
	2017-2018					355,394.61	-----	-----	-----	-----	355,394.61
	2016-2017					601,023.36	-----	-----	-3,856.34	-----	604,879.70
	2015-2016					340,023.89	-----	-----	520.57	339,503.32	-----
	No Year					8,268,080,491.49	15,221,316,000.00	-----	12,543,205,029.36	-----	10,946,191,462.13
	Subtotal		089	0240	000	8,295,116,138.37	15,345,000,000.00	-----	12,673,598,384.96	339,503.32	10,966,178,250.09
<p>Defense Nuclear Nonproliferation, National Nuclear Security Administration, Energy Fund Resources:</p>											
Undisbursed Funds	No Year		089	0309	000	1,913,983,717.96	2,246,797,986.00	-----	1,968,954,727.43	-----	2,191,826,976.53
<p>Federal Salaries and Expenses, National Nuclear Security Administration, Energy Fund Resources:</p>											
Undisbursed Funds	2021-2022		089	0313	000	-----	443,200,000.00	-----	351,715,233.15	-----	91,484,766.85
	2020-2021					83,883,385.20	-----	-----	75,490,924.64	-----	8,392,460.56
	2019-2020					5,811,119.92	-----	-----	3,358,372.63	-----	2,452,747.29
	2018-2019					3,064,881.18	-----	-----	1,460,476.84	-----	1,604,404.34
	2017-2018					1,289,328.32	-----	-----	137,910.12	-----	1,151,418.20
	2016-2017					2,281,522.18	-----	-----	35,090.67	-----	2,246,431.51
	2015-2016					2,291,520.30	-----	-----	33,015.37	2,258,504.93	-----
	No Year					998,670.53	-----	-----	2,461.08	-----	996,209.45
	Subtotal		089	0313	000	99,620,427.63	443,200,000.00	-----	432,233,484.50	2,258,504.93	108,328,438.20
<p>Naval Reactors, National Nuclear Security Administration, Energy Fund Resources:</p>											
Undisbursed Funds	2021-2022		089	0314	000	-----	51,700,000.00	-----	41,610,117.59	-----	10,089,882.41
	2020-2021					6,184,047.49	-----	-----	5,935,555.88	-----	248,491.61
	2019-2020					1,187,538.58	-----	-----	844,973.29	-----	342,565.29
	2018-2019					433,444.60	-----	-----	2,560.81	-----	430,883.79
	2017-2018					385,046.37	-----	-----	105.42	-----	384,940.95
	2016-2017					568,611.03	-----	-----	1,090.12	-----	567,520.91
	2015-2016					292,055.36	-----	-----	-----	292,055.36	-----
	No Year					1,084,618,620.54	1,541,300,000.00	-----	1,420,247,809.78	-----	1,205,670,810.76
	Subtotal		089	0314	000	1,093,669,363.97	1,593,000,000.00	-----	1,468,642,212.89	292,055.36	1,217,735,095.72
Total, National Nuclear Security Administration						11,402,389,647.93	19,627,997,986.00	-----	16,543,428,809.78	2,890,063.61	14,484,068,760.54

Footnotes at End of Chapter

Appropriations, Outlays, and Balances - Continued

Appropriation or Fund Account Title	Account Symbol				Balances, Beginning of Fiscal Year	Appropriations and Other Obligational Authority ¹	Transfers Borrowings and Investment (Net) ²	Outlays (Net)	Balances Withdrawn and Other Transactions ³	Balances, End of Fiscal Year
	Period of Availability	ATA	AID	MAIN						
Environmental and Other Defense Activities										
General Fund Accounts										
Defense Environmental Restoration and Waste Management, Energy Fund Resources:										
Undisbursed Funds	No Year		089	0242	000	126,060.35	-----	-----	-----	126,060.35
Other Defense Activities, Environmental and Other Defense Activities, Energy Fund Resources:										
Undisbursed Funds	2021-2022		089	0243	000	-----	334,948,000.00	-----	211,502,484.43	123,445,515.57
	2020-2021					135,765,622.24	-----	138,875,138.22	-----	-3,109,515.98
	2019-2020					2,507,591.92	-----	6,943,457.46	-----	-4,435,865.54
	2018-2019					5,461,015.31	-----	484,959.51	-----	4,976,055.80
	2017-2018					507,351.42	-----	3,450.15	-----	503,901.27
	2016-2017					1,089,935.60	-----	4,862.87	-----	1,085,072.73
	2015-2016					312,153.17	-----	-33,834.29	345,987.46	-----
	No Year					\$ 403,802,100.99	585,039,744.39	-----	524,560,363.24	464,281,482.14
	Subtotal		089	0243	000	549,445,770.65	919,987,744.39	-----	882,340,881.59	345,987.46
Defense Nuclear Waste Disposal, Environmental and Other Defense Activities, Energy Fund Resources:										
Undisbursed Funds	No Year		089	0244	000	4,136,309.14	-----	858,932.44	-----	3,277,376.70
Defense Environmental Services, Energy Fund Resources:										
Undisbursed Funds	No Year		089	0249	000	9,449.56	-----	-----	-----	9,449.56
Defense Environmental Cleanup, Environmental and Other Defense Activities, Energy Fund Resources:										
Undisbursed Funds	2021-2022		089	0251	000	-----	289,000,000.00	-----	205,422,048.66	83,577,951.34
	2020-2021					88,916,742.05	-----	84,607,314.62	-----	4,309,427.43
	2019-2020					7,415,850.18	-----	3,406,888.86	-----	4,008,961.32
	2018-2019					2,496,307.60	-----	184,421.20	-----	2,311,886.40
	2017-2018					898,204.46	-----	49,036.08	-----	849,168.38
	2016-2017					1,027,559.88	-----	-74.92	-----	1,027,634.80
	2015-2016					3,708,000.31	-----	-0.79	3,708,001.10	-----
	No Year					3,383,109,409.18	6,135,722,500.00	-----	5,785,685,996.36	3,733,145,912.82
	Subtotal		089	0251	000	3,487,572,073.66	6,424,722,500.00	-----	6,079,355,630.07	3,708,001.10
Total, Environmental and Other Defense Activities						4,041,289,663.36	7,344,710,244.39	-----	6,962,555,444.10	4,053,988.56
Energy Programs										
General Fund Accounts										
Title 17 Innovative Technology Loan Guarantee Program, Energy Programs, Energy Fund Resources:										
Undisbursed Funds	2021-2022		089	0208	000	-----	29,445,556.46	-----	-2,216,629.73	31,662,186.19
	2020-2021					32,000,000.00	-----	22,775,348.64	-----	9,224,651.36
	2019-2020					10,264,912.97	-----	8,946,535.26	-----	1,318,377.71

Footnotes at End of Chapter

Appropriations, Outlays, and Balances - Continued

Appropriation or Fund Account Title	Account Symbol				Balances, Beginning of Fiscal Year	Appropriations and Other Obligational Authority ¹	Transfers Borrowings and Investment (Net) ²	Outlays (Net)	Balances Withdrawn and Other Transactions ³	Balances, End of Fiscal Year
	Period of Availability	ATA	AID	MAIN SUB						
	2018-2019				1,964,447.80	-----	-----	73,969.16	-----	1,890,478.64
	2017-2018				737,394.63	-----	-----	343,331.11	-----	394,063.52
	2016-2017				542,647.37	-----	-----	-----	-----	542,647.37
	2015-2016				1,428,694.23	-----	-----	-----	1,428,694.23	-----
	No Year				160,952,798.91	281,799,488.22	-----	281,889,219.96	-----	160,863,067.17
	Subtotal	089	0208	000	207,890,895.91	311,245,044.68	-----	311,811,774.40	1,428,694.23	205,895,471.96
Title 17-Innovative Technology Loan Guarantee Program-Recovery Act, Energy Programs, Energy Fund Resources:										
Undisbursed Funds	No Year	089	0209	000	497,876,445.54	-378,172,004.54	-----	13,827,995.46	-----	105,876,445.54
Salaries and Expenses, Federal Energy Regulatory Commission, Energy Fund Resources:										
Undisbursed Funds	No Year	089	0212	000	158,438,222.06	-----	-----	4,841,411.54	-----	153,596,810.52
Fossil Energy Research and Development, Energy Programs, Energy Fund Resources:										
Undisbursed Funds	2021-2022	089	0213	000	-----	61,500,000.00	-----	43,012,047.87	-----	18,487,952.13
	2020-2021				19,948,519.41	-----	-----	19,455,547.10	-----	492,972.31
	2019-2020				1,592,472.99	-----	-----	976,097.24	-----	616,375.75
	2018-2019				183,170.32	-----	-----	494.00	-----	182,676.32
	2017-2018				131,780.05	-----	-----	2,540.00	-----	129,240.05
	2016-2017				838,049.11	-----	-----	34.20	-----	838,014.91
	2015-2016				701,124.41	-----	-----	44,866.82	656,257.59	-----
	No Year				1,288,172,849.35	670,436,011.45	-----	633,099,346.66	-----	1,325,509,514.14
	Subtotal	089	0213	000	1,311,567,965.64	731,936,011.45	-----	696,590,973.89	656,257.59	1,346,256,745.61
Energy Conservation, Energy Fund Resources:										
Undisbursed Funds	No Year	089	0215	000	12.11	-----	-----	-----	-----	12.11
Energy Information Administration, Energy Programs, Energy Fund Resources:										
Undisbursed Funds	No Year	089	0216	000	45,116,915.78	126,800,000.00	-----	124,547,646.15	-----	47,369,269.63
Strategic Petroleum Reserve, Energy Programs, Energy Fund Resources:										
Undisbursed Funds	No Year	089	0218	000	205,986,460.36	188,000,000.00	-----	222,532,578.78	-----	171,453,881.58
Naval Petroleum and Oil Shale Reserves, Energy Programs, Energy Fund Resources:										
Undisbursed Funds	No Year	089	0219	000	17,230,790.07	13,006,000.00	-----	15,243,306.98	-----	14,993,483.09
Science, Energy Programs, Energy Fund Resources:										
Undisbursed Funds	2021-2022	089	0222	000	-----	192,000,000.00	-----	150,959,541.76	-----	41,040,458.24
	2020-2021				66,437,531.80	-----	-----	67,204,760.29	-----	⁴ -767,228.49
	2019-2020				-3,754,897.71	-----	-----	-4,370,678.50	-----	615,780.79
	2018-2019				258,033.58	-----	-----	-1,660.04	-----	259,693.62
	2017-2018				87,139.18	-----	-----	369.81	-----	86,769.37
	2016-2017				348,539.89	-----	-----	409.10	-----	348,130.79
	2015-2016				905,426.20	-----	-----	-----	905,426.20	-----

Footnotes at End of Chapter

Appropriations, Outlays, and Balances - Continued

Appropriation or Fund Account Title	Account Symbol				Balances, Beginning of Fiscal Year	Appropriations and Other Obligational Authority ¹	Transfers Borrowings and Investment (Net) ²	Outlays (Net)	Balances Withdrawn and Other Transactions ³	Balances, End of Fiscal Year
	Period of Availability	ATA	AID	MAIN						
	No Year				7,809,611,766.09	6,971,631,339.55	-----	6,515,893,471.32	-----	8,265,349,634.32
	Subtotal		089	0222	000	7,873,893,539.03	-----	6,729,686,213.74	905,426.20	8,306,933,238.64
Energy Supply, Energy Fund Resources:										
Undisbursed Funds	No Year		089	0224	000	5,824,817.21	-----	-189,977.75	-----	6,014,794.96
SPR Petroleum Account, Energy Programs, Energy Fund Resources:										
Undisbursed Funds	No Year		089	0233	000	33,387,754.58	1,000,000.00	-----	-----	29,303,874.49
Clean Coal Technology, Energy Programs, Energy Fund Resources:										
Undisbursed Funds	No Year		089	0235	000	2,114,877.39	-----	-----	-----	2,114,877.39
Non-Defense Environmental Cleanup, Energy Programs, Energy Fund Resources:										
Undisbursed Funds	No Year		089	0315	000	276,910,726.68	319,200,000.00	-----	-----	288,264,325.15
Electricity Delivery, Energy Programs, Energy Fund Resources:										
Undisbursed Funds	2021-2022		089	0318	000	-----	18,000,000.00	-----	-----	11,782,827.98
	2020-2021					11,712,167.83	-----	11,095,808.39	-----	616,359.44
	2019-2020					248,480.24	-----	66,496.07	-----	181,984.17
	2018-2019					49,313.58	-----	22,154.07	-----	27,159.51
	2017-2018					19,537.17	-----	-----	-----	19,537.17
	2016-2017					132,236.04	-----	37,329.91	-----	94,906.13
	2015-2016					86,681.47	-----	-----	86,681.47	-----
	No Year					284,335,967.30	189,074,133.00	-297,664.89	181,341,472.63	291,770,962.78
	Subtotal		089	0318	000	296,584,383.63	207,074,133.00	-297,664.89	198,780,433.09	304,493,737.18
Nuclear Energy, Energy Programs, Energy Fund Resources:										
Undisbursed Funds	2021-2022		089	0319	000	-----	75,131,000.00	-----	43,265,265.90	31,865,734.10
	2020-2021					27,906,207.38	-----	5,550,000.00	-----	7,772,207.05
	2019-2020					6,097,344.76	-----	1,699,489.45	-----	4,397,855.31
	2018-2019					6,636,141.02	-----	394,833.73	-----	6,241,307.29
	2017-2018					1,269,516.89	-----	501,948.74	-----	767,568.15
	2016-2017					389,140.14	-----	-50,242.28	-----	439,382.42
	2015-2016					819,480.18	-----	-----	819,480.18	-----
	No Year					1,335,959,303.06	1,504,576,000.00	-----	1,298,522,838.88	1,542,012,464.18
	Subtotal		089	0319	000	1,379,077,133.43	1,579,707,000.00	5,550,000.00	1,370,018,134.75	1,593,496,518.50
Energy Efficiency and Renewable Energy, Energy Programs, Energy Fund Resources:										
Undisbursed Funds	2021-2022		089	0321	000	-----	165,000,000.00	-----	101,297,236.91	63,702,763.09
	2020-2021					57,161,573.60	-----	53,182,578.73	-----	3,978,994.87
	2019-2020					7,857,609.76	-----	6,572,196.52	-----	1,285,413.24
	2018-2019					596,934.38	-----	412,250.97	-----	184,683.41
	2017-2018					1,168,142.19	-----	-450.00	-----	1,168,592.19
	2016-2017					2,761,765.80	-----	735.90	-----	2,761,029.90

Footnotes at End of Chapter

Appropriations, Outlays, and Balances - Continued

Appropriation or Fund Account Title	Account Symbol				Balances, Beginning of Fiscal Year	Appropriations and Other Obligational Authority ¹	Transfers Borrowings and Investment (Net) ²	Outlays (Net)	Balances Withdrawn and Other Transactions ³	Balances, End of Fiscal Year	
	Period of Availability	ATA	AID	MAIN							SUB
	2015-2016				2,153,695.58	-----	-----	-----	2,153,695.58	-----	
	No Year				4,708,481,423.18	2,616,288,017.00	-----	2,036,988,551.15	-----	5,287,780,889.03	
	Subtotal		089	0321	000	4,780,181,144.49	2,781,288,017.00	-----	2,198,453,100.18	2,153,695.58	5,360,862,365.73
Advanced Technology Vehicles Manufacturing Loan Program Account, Energy Programs, Energy Fund Resources:											
Undisbursed Funds	2021-2022		089	0322	000	-----	5,000,000.00	-----	187,167.86	-----	4,812,832.14
	2020-2021					5,000,000.00	-----	-----	2,879,014.57	-----	2,120,985.43
	2019-2020					1,956,971.68	-----	-----	1,720,318.32	-----	236,653.36
	2018-2019					1,451,880.95	-----	-----	43,887.82	-----	1,407,993.13
	2017-2018					41,541.90	-----	-----	-----	-----	41,541.90
	2016-2017					256,912.58	-----	-----	-----	-----	256,912.58
	2015-2016					480,693.47	-----	-----	-----	480,693.47	-----
	No Year					4,333,652,853.25	-1,893,767,433.74	-----	14,238,041.28	-----	2,425,647,378.23
	Subtotal		089	0322	000	4,342,840,853.83	-1,888,767,433.74	-----	19,068,429.85	480,693.47	2,434,524,296.77
Advanced Research Projects Agency-Energy, Energy Programs, Energy Fund Resources:											
Undisbursed Funds	2021-2022		089	0337	000	-----	35,000,000.00	-----	22,006,570.89	-----	12,993,429.11
	2020-2021					12,401,032.73	-----	-----	11,636,840.16	-----	764,192.57
	2019-2020					168,153.97	-----	-----	74,781.72	-----	93,372.25
	2018-2019					371,889.81	-----	-----	191,307.30	-----	180,582.51
	2017-2018					11,046.53	-----	-----	5,446.41	-----	5,600.12
	2016-2017					25,500.00	-----	-----	-----	-----	25,500.00
	2015-2016					160,429.15	-----	-----	14,720.00	145,709.15	-----
	No Year					1,119,547,237.89	392,000,000.00	-----	273,854,544.67	-----	1,237,692,693.22
	Subtotal		089	0337	000	1,132,685,290.08	427,000,000.00	-----	307,784,211.15	145,709.15	1,251,755,369.78
Office of Indian Energy Policy and Programs, Energy Programs, Energy Fund Resources:											
Undisbursed Funds	2021-2022		089	0342	000	-----	5,000,000.00	-----	581,643.14	-----	4,418,356.86
	2020-2021					4,305,581.44	-----	-----	2,374,593.79	-----	1,930,987.65
	2019-2020					2,108,487.09	-----	-----	1,870,387.53	-----	238,099.56
	No Year					25,604,660.74	17,000,000.00	-----	6,174,947.00	-----	36,429,713.74
	Subtotal		089	0342	000	32,018,729.27	22,000,000.00	-----	11,001,571.46	-----	43,017,157.81
Tribal Energy Loan Guarantee Program, Energy Programs, Energy Fund Resources:											
Undisbursed Funds	2021-2022		089	0350	000	-----	2,000,000.00	-----	-----	-----	2,000,000.00
	2020-2021					2,000,000.00	-----	-----	601,185.36	-----	1,398,814.64
	2019-2020					676,632.73	-----	-----	612,396.08	-----	64,236.65
	2018-2019					479,082.77	-----	-----	7,674.14	-----	471,408.63
	No Year					8,939,453.80	-----	-----	-----	-----	8,939,453.80
	Subtotal		089	0350	000	12,095,169.30	2,000,000.00	-----	1,221,255.58	-----	12,873,913.72
Cybersecurity, Energy Security, and Emergency Response, Energy											

Footnotes at End of Chapter

Appropriations, Outlays, and Balances - Continued

Appropriation or Fund Account Title	Account Symbol				Balances, Beginning of Fiscal Year	Appropriations and Other Obligational Authority ¹	Transfers Borrowings and Investment (Net) ²	Outlays (Net)	Balances Withdrawn and Other Transactions ³	Balances, End of Fiscal Year	
	Period of Availability	ATA	AID	MAIN							SUB
Programs, Energy Fund Resources:											
Undisbursed Funds	2021-2022		089	2250	000	-----	12,000,000.00	-----	5,875,472.74	-----	6,124,527.26
	2020-2021					6,958,826.91	-----	-----	6,859,668.28	-----	99,158.63
	2019-2020					618,413.33	-----	-----	206,978.02	-----	411,435.31
	No Year					192,530,864.71	142,923,013.00	297,664.89	94,832,359.74	-----	240,919,182.86
	Subtotal		089	2250	000	200,108,104.95	154,923,013.00	297,664.89	107,774,478.78	-----	247,554,304.06
National Energy Technology Laboratory Research and Development, Energy Fund Resources:											
Undisbursed Funds	No Year		089	2298	000	-----	-----	-----	-2,772,817.00	-----	2,772,817.00
Special Fund Accounts											
Payment to States Under Federal Power Act, Energy Fund Resources:											
Undisbursed Funds	No Year		089	5105	000	3,164,610.12	5,868,766.16	-----	8,709,198.28	-----	324,178.00
Nuclear Waste Disposal Fund, Energy Programs, Energy Fund Resources:											
Undisbursed Funds	No Year		089	5227	000	2,423,090.39	1,703,523,355.19	-1,676,642,339.66	9,765,015.14	-----	19,539,090.78
Unrealized Discount on Investments						-161,579,399.60	-----	-52,704,017.96	-----	-----	-214,283,417.56
Unamortized Premium and Discount						-12,327,024,727.07	-----	1,076,437,227.50	-----	-----	-11,250,587,499.57
Investments in US Treasury Securities						54,665,600,289.69	-----	652,909,130.12	-----	-----	55,318,509,419.81
	Subtotal		089	5227	000	42,179,419,253.41	1,703,523,355.19	0.00	9,765,015.14	-----	43,873,177,593.46
Uranium Enrichment Decontamination and Decommissioning Fund, Energy Programs, Energy Fund Resources:											
Undisbursed Funds	No Year		089	5231	000	29,807,392.49	305,298,982.74	507,192,468.75	812,314,781.74	-----	29,984,062.24
Unrealized Discount on Investments						-294,531.25	-----	294,531.25	-----	-----	-----
Investments in US Treasury Securities						851,447,000.00	-----	-507,487,000.00	-----	-----	343,960,000.00
	Subtotal		089	5231	000	880,959,861.24	305,298,982.74	-----	812,314,781.74	-----	373,944,062.24
Northeast Home Heating Oil Reserve, Energy Programs, Energy Fund Resources:											
Undisbursed Funds	No Year		089	5369	000	9,461,448.42	6,500,000.00	-----	6,273,037.52	-----	9,688,410.90
Ultra-Deepwater and Unconventional Natural Gas and Other Petroleum Research Fund, Energy Fund Resources:											
Undisbursed Funds	No Year		089	5523	000	7,149,192.34	-----	-----	-----	-----	7,149,192.34
Energy Security and Infrastructure Modernization Fund Fund Resources:											
Undisbursed Funds	No Year		089	5615	000	744,114,277.34	449,999,979.80	-----	109,885,104.33	-----	1,084,229,152.81
Public Enterprise Funds											
Expenses, Isotope Production and Distribution Program Fund, Energy Fund Resources:											
Undisbursed Funds	No Year		089	4180	000	132,257,381.49	-----	-----	-3,790,532.52	-----	136,047,914.01
Trust Fund Accounts											

Footnotes at End of Chapter

Appropriations, Outlays, and Balances - Continued

Appropriation or Fund Account Title	Account Symbol				Balances, Beginning of Fiscal Year	Appropriations and Other Obligational Authority ¹	Transfers Borrowings and Investment (Net) ²	Outlays (Net)	Balances Withdrawn and Other Transactions ³	Balances, End of Fiscal Year	
	Period of Availability	ATA	AID	MAIN							SUB
Advances for Cooperative Work, Departmental Operations, Energy Fund Resources:											
Undisbursed Funds	No Year		089	8575	000	68,467.57	-----	-----	-----	68,467.57	
Total, Energy Programs						66,768,424,723.27	14,233,062,204.29	5,550,000.00	13,586,307,607.14	6,676,637.87	67,414,052,682.55
Power Marketing Administration											
General Fund Accounts											
Operation and Maintenance, Southeastern Power Administration, Power Marketing Administration, Energy Fund Resources:											
Undisbursed Funds	No Year		089	0302	000	23,820,972.93	-----	-----	-11,845,361.79	-----	35,666,334.72
Operation and Maintenance, Southwestern Power Administration, Power Marketing Administration, Energy Fund Resources:											
Undisbursed Funds	No Year		089	0303	000	260,068,242.22	10,400,000.00	-----	-8,855,653.31	-----	279,323,895.53
Operation and Maintenance, Alaska Power Administration, Power Marketing Administration, Energy Fund Resources:											
Undisbursed Funds	No Year		089	0304	000	300,006.00	-----	-----	-----	-----	300,006.00
Special Fund Accounts											
Construction, Rehabilitation, Operation, and Maintenance, Western Area Power Administration, Power Marketing Administration, Energy Fund Resources:											
Undisbursed Funds	No Year		089	5068	000	936,033,840.91	89,372,000.00	-----	212,152,340.76	-----	813,253,500.15
Emergency Fund, Western Area Power Administration, Power Marketing Administration, Energy Fund Resources:											
Undisbursed Funds	No Year		089	5069	000	500,000.00	-----	-----	-----	-----	500,000.00
Falcon and Amistad Operating and Maintenance Fund, Energy Fund Resources:											
Undisbursed Funds	No Year		089	5178	000	7,486,222.09	228,000.00	-----	-1,493,170.50	-----	9,207,392.59
Continuing Fund, Southwestern Power Administration, Power Marketing Administration, Energy Fund Resources:											
Undisbursed Funds	No Year		089	5649	000	300,000.00	-----	-----	-----	-----	300,000.00
Continuing Fund, Southeastern Power Administration, Power Marketing Administration, Energy Fund Resources:											
Undisbursed Funds	No Year		089	5653	000	50,000.00	-----	-----	-----	-----	50,000.00
Public Enterprise Funds											
Bonneville Power Administration Fund, Power Marketing Administration, Energy Fund Resources:											
Undisbursed Funds	No Year		089	4045	000	35,880,491.31	-381,620,778.02	⁶ 471,300,000.00	-642,769,813.67	⁷ 7.67	768,329,519.29
Transfer To:											
Corps of Engineers	No Year	096	089	4045	000	19,281,069.06	381,616,148.34	-----	389,101,894.84	-----	11,795,322.56
Investments in US Treasury Securities						491,000,000.00	-----	-491,000,000.00	-----	-----	-----
Authority to Borrow from the Treasury						-----	737,000,000.00	-737,000,000.00	-----	-----	-----

Footnotes at End of Chapter

Appropriations, Outlays, and Balances - Continued

Appropriation or Fund Account Title	Account Symbol				Balances, Beginning of Fiscal Year	Appropriations and Other Obligational Authority ¹	Transfers Borrowings and Investment (Net) ²	Outlays (Net)	Balances Withdrawn and Other Transactions ³	Balances, End of Fiscal Year	
	Period of Availability	ATA	AID	MAIN							SUB
Unfunded Contract Authority					2,518,932,568.59	* 2,378,603,086.99	-----	-----	2,518,932,568.59	2,378,603,086.99	
Subtotal			089	4045	000	3,065,094,128.96	3,115,598,457.31	-756,700,000.00	-253,667,918.83	2,518,932,576.26	3,158,727,928.84
Western Area Power Administration, Borrowing Authority - Recovery Act, Energy Fund Resources:											
Undisbursed Funds	No Year		089	4404	000	18,992,131.31	-----	-----	39,596.47	-----	18,952,534.84
Authority to Borrow from the Treasury						14,790,479.76	-----	-----	-----	-----	14,790,479.76
Subtotal			089	4404	000	33,782,611.07	-----	-----	39,596.47	-----	33,743,014.60
Colorado River Basins Power Marketing Fund, Western Area Power Administration, Power Marketing Administration, Energy Fund Resources:											
Undisbursed Funds	No Year		089	4452	000	193,573,240.28	-21,400,000.00	-----	14,118,341.70	-----	158,054,898.58
Total, Power Marketing Administration						4,521,009,264.46	3,194,198,457.31	-756,700,000.00	-49,551,825.50	2,518,932,576.26	4,489,126,971.01
Departmental Administration											
General Fund Accounts											
Departmental Administration, Energy Programs, Energy Fund Resources:											
Undisbursed Funds	2019-2024		089	0228	000	-----	-----	-----	-841,625.67	-----	841,625.67
	2018-2023					485,015.23	-----	-----	93,916.23	-----	391,099.00
	2021-2022					-----	190,282,122.26	-----	88,785,774.25	-----	101,496,348.01
	2017-2022					4,148,419.96	-----	-----	1,761,817.76	-----	2,386,602.20
	2020-2021					121,002,875.14	-----	-----	74,165,840.74	-----	46,837,034.40
	2016-2021					2,203,657.27	-----	-----	206,216.12	-----	1,997,441.15
	2019-2020					47,661,227.80	-----	-----	13,170,388.90	-----	34,490,838.90
	2015-2020					1,830,260.77	-----	-----	291,124.20	-----	1,539,136.57
	2018-2019					26,445,687.34	-----	-----	2,426,757.82	-----	24,018,929.52
	2017-2018					3,242,796.28	-----	-----	418,950.64	-----	2,823,845.64
	2016-2017					12,318,416.98	-----	-----	1,892,809.67	-----	10,425,607.31
	2015-2016					21,021,294.42	-----	-----	2,247,190.46	18,774,103.96	-----
	No Year					15,374,432.79	-----	-----	32,101.40	-----	15,342,331.39
Subtotal			089	0228	000	255,734,083.98	190,282,122.26	-----	184,651,262.52	18,774,103.96	242,590,839.76
Expenses, Office of the Inspector General, Energy Programs, Energy Fund Resources:											
Undisbursed Funds	2021-2022		089	0236	000	-----	57,739,000.00	-----	48,205,020.37	-----	9,533,979.63
	2020-2021					10,149,887.26	-----	-----	9,874,983.50	-----	274,903.76
	2019-2020					221,540.10	-----	-----	29,208.97	-----	192,331.13
	2018-2019					209,416.92	-----	-----	925.40	-----	208,491.52
	2017-2018					90,264.84	-----	-----	-----	-----	90,264.84
	2016-2017					110,887.00	-----	-----	-----	-----	110,887.00
	2015-2016					60,718.10	-----	-----	-----	60,718.10	-----
	No Year					5,197.06	-----	-----	476,315.73	-----	-471,118.67
Subtotal			089	0236	000	10,847,911.28	57,739,000.00	-----	58,586,453.97	60,718.10	9,939,739.21
Intragovernmental Funds											

Footnotes at End of Chapter

Appropriations, Outlays, and Balances - Continued

Appropriation or Fund Account Title	Account Symbol				Balances, Beginning of Fiscal Year	Appropriations and Other Obligational Authority ¹	Transfers Borrowings and Investment (Net) ²	Outlays (Net)	Balances Withdrawn and Other Transactions ³	Balances, End of Fiscal Year	
	Period of Availability	ATA	AID	MAIN							SUB
Working Capital Fund, Departmental Administration, Energy Fund Resources: Undisbursed Funds	No Year		089	4563	000	206,808,095.25	-----	-----	20,394,020.62	-----	186,414,074.63
Trust Fund Accounts											
Gifts and Donations, Energy Fund Resources: Undisbursed Funds	No Year		089	8576	000	72,151.53	42,025.00	-----	8,733.49	-----	105,443.04
Total, Departmental Administration						473,462,242.04	248,063,147.26	-----	263,640,470.60	18,834,822.06	439,050,096.64
Deductions for Offsetting Receipts											
Proprietary Receipts from the Public						-----	-1,728,148,818.07	-----	-1,878,993,946.99	-----	-----
Intrabudgetary Receipts Deducted by Agency						-----	-1,701,867,793.12	-----	-1,701,867,793.12	-----	-----
Offsetting Governmental Receipts						-----	-31,102,518.30	-----	-31,102,518.30	-----	-----
Total, Offsetting Receipts						-----	-3,461,119,129.49	-----	-3,611,964,258.41	-----	-----
Total, Department of Energy						87,206,575,541.06	41,186,912,909.76	-751,150,000.00	33,694,416,247.71	2,551,388,088.36	91,245,688,985.83
Memorandum											
Financing Accounts											
Public Enterprise Funds											
Title 17 Innovative Technology Direct Loan Financing Account, Energy Fund Resources: Undisbursed Funds	No Year		089	4455	000	26,527,548.56	-----	^{9,10} 1,335,308,153.69	1,174,066,044.35	-----	187,769,657.90
Authority to Borrow from the Treasury						2,430,158,381.21	124,887,315.77	-1,698,017,925.40	-----	19,161,658.42	837,866,113.16
Subtotal			089	4455	000	2,456,685,929.77	124,887,315.77	-362,709,771.71	1,174,066,044.35	19,161,658.42	1,025,635,771.06
Title 17 Innovative Technology Guaranteed Loan Financing Account - Recovery Act, Energy Programs, Energy Fund Resources: Undisbursed Funds	No Year		089	4486	000	184,260,180.18	-----	-----	63,367,767.21	-----	120,892,412.97
Intragovernmental Funds											
Title 17 Innovative Technology Direct Loan Financing Account - Recovery Act, Energy Programs, Energy Fund Resources: Undisbursed Funds	No Year		089	4576	000	833,800,947.29	-----	^{11,12} -626,832,845.18	-452,264,209.65	-----	659,232,311.76
Authority to Borrow from the Treasury						-----	163,006,983.63	-162,440,274.19	-----	566,709.44	-----
Subtotal			089	4576	000	833,800,947.29	163,006,983.63	-789,273,119.37	-452,264,209.65	566,709.44	659,232,311.76
Advanced Technology Vehicles Manufacturing Direct Loan Financing Account, Energy Fund Resources: Undisbursed Funds	No Year		089	4579	000	20,116,659.76	-----	^{13,14} -189,203,778.88	-169,087,119.12	-----	-----
Authority to Borrow from the Treasury						-----	435,849,604.18	-435,849,604.18	-----	-----	-----
Subtotal			089	4579	000	20,116,659.76	435,849,604.18	-625,053,383.06	-169,087,119.12	-----	- 0 -
Total, Financing Accounts						3,494,863,717.00	723,743,903.58	-1,777,036,274.14	616,082,482.79	19,728,367.86	1,805,760,495.79

Footnotes at End of Chapter

Appropriations, Outlays, and Balances - Continued

Footnotes

- 1 The amounts in this column, unless otherwise footnoted, represent appropriations, increases and rescissions in borrowing authority or new contract authority. Appropriation accounts with appropriation transfer activity are presented in Table 1 (Appropriations and Appropriation Transfers) at the end of this chapter.
- 2 The amounts in this column, unless otherwise footnoted, represent transfers - other than appropriation transfers, borrowings (gross), investments (net), unrealized discounts or funds held outside the Treasury.
- 3 The amounts in this column, unless otherwise footnoted, represent obligated balances canceled for fiscal year 2016 pursuant to 31 U.S.C. 1553 and adjustments to borrowing and contract authority.
- 4 Subject to disposition by the administrative agency.
- 5 The opening balance(s) of the following account(s) have been adjusted during the current fiscal year and do not agree with last year's closing balance(s):

<u>Account Symbol: (ATA, AID, POA, MAIN, SUB)</u>	<u>Adjustment</u>
089 X 0243 000 - Undi sbursed Funds	-\$133,047.13

- 6 Includes \$19,700,000.00 which represents net repayment of borrowing from the U.S. Treasury.
- 7 Represents capital transfer to miscellaneous receipts.
- 8 Represents new contract authority.
- 9 Includes \$1,380,224,442.19 which represents net borrowing from the Federal Financing Bank in lieu of issuance of agency debt.
- 10 Includes \$44,916,288.50 which represents net repayment of borrowing from the U.S. Treasury.
- 11 Includes \$626,303,655.36 which represents repayment of borrowing from the Federal Financing Bank in lieu of issuance of agency debt.
- 12 Includes \$529,189.82 which represents net repayment of borrowing from the U.S. Treasury.
- 13 Includes \$590,704,157.04 which represents repayment of borrowing from the Federal Financing Bank in lieu of issuance of agency debt.
- 14 Includes \$401,500,378.16 which represents net borrowing from the U.S. Treasury.

Footnotes

Table 1 - Appropriations and Appropriation Transfers - Department of Energy

AID	ATA	Period of Availability	MAIN	Net Appropriations and Appropriation Transfers	Appropriation Amount	Net Appropriation Transfers	AID Involved	ATA Involved	Period of Availability Involved	MAIN Involved	Amount From or To (-)
089		X	0213	670,436,011.45	688,500,000.00	-18,063,988.55	089		X	0222	-18,063,988.55
089		X	0222	6,971,631,339.55	6,834,000,000.00	137,631,339.55	089		X	0213	18,063,988.55
							089		X	0251	1,277,500.00
							089		X	0309	13,202,014.00
							089		X	0318	4,645,867.00
							089		X	0319	18,893,000.00
							089		X	0321	80,471,983.00
							089		X	2250	1,076,987.00
089		X	0251	6,135,722,500.00	6,137,000,000.00	-1,277,500.00	089		X	0222	-1,277,500.00
089		X	0309	2,246,797,986.00	2,260,000,000.00	-13,202,014.00	089		X	0222	-13,202,014.00
089		X	0314	1,541,300,000.00	1,632,300,000.00	-91,000,000.00	089		X	0319	-91,000,000.00
089		X	0318	189,074,133.00	193,720,000.00	-4,645,867.00	089		X	0222	-4,645,867.00
089		X	0319	1,504,576,000.00	1,432,469,000.00	72,107,000.00	089		X	0222	-18,893,000.00
							089		X	0314	91,000,000.00
089		X	0321	2,618,528,310.00	2,699,000,293.00	-80,471,983.00	089		X	0222	-80,471,983.00
089		X	2250	142,923,013.00	144,000,000.00	-1,076,987.00	089		X	0222	-1,076,987.00
089		X	4045	-381,620,778.02	0.00	-381,620,778.02	096		X	3123	-4,629.68
							089	096	X	4045	-381,616,148.34
089		X	4452	-21,400,000.00	0.00	-21,400,000.00	014		X	4081	-21,400,000.00
089		X	5227	16,400,000.00	20,000,000.00	-3,600,000.00	431		2122	0500	-3,600,000.00
089		X	5231	291,000,000.00	0.00	291,000,000.00	486		X	4054	291,000,000.00
089	096	X	4045	381,616,148.34	0.00	381,616,148.34	089		X	4045	381,616,148.34
Total				22,306,984,663.32	22,040,989,293.00	265,995,370.32					265,995,370.32

This Page Left Blank Intentionally

Appropriations, Outlays, and Balances - Continued

Appropriation or Fund Account Title	Account Symbol				Balances, Beginning of Fiscal Year	Appropriations and Other Obligational Authority ¹	Transfers Borrowings and Investment (Net) ²	Outlays (Net)	Balances Withdrawn and Other Transactions ³	Balances, End of Fiscal Year	
	Period of Availability	ATA	AID	MAIN SUB							
Department of Health and Human Services											
Food and Drug Administration											
General Fund Accounts											
Payment to the FDA Innovation Account, CURES Act, Food and Drug Administration, Health and Human Services Fund Resources:											
Undisbursed Funds	2021		075	0148	000	-----	70,000,000.00	-----	70,000,000.00	-----	-----
Salaries and Expenses, Food and Drug Administration, Health and Human Services Fund Resources:											
Undisbursed Funds	2021-2023		075	0600	000	-----	-----	-----	-113,303.56	-----	113,303.56
	2020-2022					458,333.30	-----	-----	65,889.29	-----	392,444.01
	2021					-----	3,200,428,000.00	-245,000.00	2,302,052,352.94	-----	898,130,647.06
	2019-2021					329,453.28	-----	-----	329,453.28	-----	-----
	2020					963,598,679.96	-----	245,000.00	726,652,440.27	-----	237,191,239.69
	2019					275,365,448.10	-----	-----	136,649,822.06	-----	138,715,626.04
	2018					93,472,700.83	-----	-----	-3,317,869.13	-----	96,790,569.96
	2017					77,082,305.61	-----	-----	15,119,293.22	-----	61,963,012.39
	2016					52,292,403.89	-----	-15,000,000.00	35,254,861.61	2,037,542.28	-----
	No Year					3,603,258,102.65	556,000,000.00	-----	-67,589,893.56	-----	4,226,847,996.21
Funds Held Outside the Treasury											
	2021					-----	-----	245,000.00	-----	-----	245,000.00
	2020					245,000.00	-----	-245,000.00	-----	-----	-----
	Subtotal		075	0600	000	5,066,102,427.62	3,756,428,000.00	-15,000,000.00	3,145,103,046.42	2,037,542.28	5,660,389,838.92
Buildings and Facilities, Food and Drug Administration, Health and Human Services Fund Resources:											
Undisbursed Funds	No Year		075	0603	000	58,946,305.96	12,788,000.00	-----	14,702,242.34	-----	57,032,063.62
Special Fund Accounts											
Cooperative Research and Development Agreements, Food and Drug Administration, Health and Human Services Fund Resources:											
Undisbursed Funds	No Year		075	5148	000	7,485,235.60	1,650,339.00	-----	1,119,439.89	-----	8,016,134.71
FDA Innovation, CURES Act, Food and Drug Administration, Health and Human Services Fund Resources:											
Undisbursed Funds	No Year		075	5629	000	96,931,017.40	70,000,000.00	-----	64,031,539.60	-----	102,899,477.80
Public Enterprise Funds											
Revolving Fund for Certification and Other Services, Food and Drug Administration, Health and Human Services Fund Resources:											
Undisbursed Funds	No Year		075	4309	000	7,903,788.99	-----	-----	1,716,134.42	-----	6,187,654.57
Intragovernmental Funds											
FDA Working Capital Fund, Food and Drug Administration, Health and											

Footnotes at End of Chapter

Appropriations, Outlays, and Balances - Continued

Appropriation or Fund Account	Account Symbol				Balances, Beginning of Fiscal Year	Appropriations and Other Obligational Authority ¹	Transfers Borrowings and Investment (Net) ²	Outlays (Net)	Balances Withdrawn and Other Transactions ³	Balances, End of Fiscal Year	
Title	Period of Availability	ATA	AID	MAIN							SUB
Human Services Fund Resources: Undisbursed Funds	No Year		075	4613	000	269,212,203.39	-----	-----	6,677,169.00	-----	262,535,034.39
Total, Food and Drug Administration						5,506,580,978.96	3,910,866,339.00	-15,000,000.00	3,303,349,571.67	2,037,542.28	6,097,060,204.01
Health Resources and Services Administration											
General Fund Accounts											
Vaccine Injury Compensation, Health Resources and Services Administration, Health and Human Services Fund Resources: Undisbursed Funds	No Year		075	0320	000	35,184,850.02	-----	-----	-720,793.87	-----	35,905,643.89
Maternal, Infant, and Early Childhood Home Visiting Programs, Health Resources and Services Administration, Health and Human Services Fund Resources: Undisbursed Funds	2021-2022		075	0321	000	-----	150,000,000.00	-----	1,169,009.77	-----	148,830,990.23
	No Year					771,031,139.09	377,200,000.00	-----	369,016,765.44	-----	779,214,373.65
	Subtotal		075	0321	000	771,031,139.09	527,200,000.00	-----	370,185,775.21	-----	928,045,363.88
Free Clinics Malpractice Claims Fund, Health Resources and Service Administration, Health and Human Services Fund Resources: Undisbursed Funds	No Year		075	0330	000	3,435,158.68	1,000,000.00	-----	453,156.00	-----	3,982,002.68
Covered Countermeasure Process Fund, Health Resources and Services Administration, Health and Human Services Fund Resources: Undisbursed Funds	No Year		075	0343	000	2,419,686.17	4,167,619.00	-----	2,167,239.89	-----	4,420,065.28
Health Resources and Services, Health Resources and Services Administration, Health and Human Services Fund Resources: Undisbursed Funds	2021-2022		075	0350	000	-----	-----	-----	-21,000,192.29	-----	21,000,192.29
	2020-2021					71,770,874.97	-----	-----	20,717,255.00	-----	51,053,619.97
	2019-2020					10,001,242.94	-----	-----	9,467,391.00	-----	533,851.94
	2018-2019					977,037.04	-----	-----	-----	-----	977,037.04
	2017-2018					5,557,981.10	-----	-----	-----	-----	5,557,981.10
	2016-2017					230,623.58	-----	-----	-----	-----	230,623.58
	2015-2016					570,538.78	-----	-----	570,538.78	-----	-----
	No Year					12,743,097.62	13,658,000.00	-8,572.95	11,310,402.95	-----	15,082,121.72
	Subtotal		075	0350	000	101,851,396.03	13,658,000.00	-8,572.95	21,065,395.44	-----	94,435,427.64
Primary Health Care Access, Health Resources and Services Administration, Health and Human Services Fund Resources: Undisbursed Funds	2021-2023		075	0352	000	-----	330,000,000.00	-----	6,316,195.43	-----	323,683,804.57
	No Year					456,813,536.80	1,236,500,000.00	-----	446,181,802.93	-----	1,247,131,733.87
	Subtotal		075	0352	000	456,813,536.80	1,566,500,000.00	-----	452,497,998.36	-----	1,570,815,538.44
Health Workforce, Health Resources and Services Administration, Health and Human Services Fund Resources: Undisbursed Funds	2021		075	0353	000	-----	1,050,955,452.00	-----	381,753,425.59	-----	669,202,026.41
	2020-2021					133,342,429.65	-----	-----	56,482,396.48	-----	76,860,033.17

Footnotes at End of Chapter

Appropriations, Outlays, and Balances - Continued

Appropriation or Fund Account Title	Account Symbol				Balances, Beginning of Fiscal Year	Appropriations and Other Obligational Authority ¹	Transfers Borrowings and Investment (Net) ²	Outlays (Net)	Balances Withdrawn and Other Transactions ³	Balances, End of Fiscal Year	
	Period of Availability	ATA	AID	MAIN							SUB
	2020				532,032,258.99	-----	-----	386,871,994.02	-----	145,160,264.97	
	2019				219,720,445.08	-----	-----	176,559,858.56	-----	43,160,586.52	
	2018-2019				35,622,145.43	-----	-----	13,895,862.34	-----	21,726,283.09	
	2018				20,384,271.73	-----	-----	6,518,687.74	-----	13,865,583.99	
	2017				16,154,112.56	-----	-----	55,701.27	-----	16,098,411.29	
	2016				16,123,378.56	-----	-16,308,008.83	-383,192.67	198,562.40	-----	
	No Year				354,335,823.68	589,375,786.00	8,572.95	278,700,893.91	-----	665,019,288.72	
	Subtotal		075	0353	000	1,327,714,865.68	1,640,331,238.00	-16,299,435.88	1,300,455,627.24	198,562.40	1,651,092,478.16
Maternal and Child Health, Health Resources and Services Administration, Health and Human Services Fund Resources:											
Undisbursed Funds	2018-2022		075	0354	000	1,986,449.56	-----	-----	979,325.02	-----	1,007,124.54
	2021				-----	972,355,962.00	-----	274,783,342.93	-----	697,572,619.07	
	2020				663,836,660.85	-----	-----	514,133,894.76	-----	149,702,766.09	
	2019				124,276,711.59	-----	-----	114,296,003.15	-----	9,980,708.44	
	2018				7,855,215.96	-----	-----	2,409,586.40	-----	5,445,629.56	
	2017-2018				8,788,733.90	-----	-----	4,590,083.20	-----	4,198,650.70	
	2017				4,384,167.53	-----	-----	381,823.90	-----	4,002,343.63	
	2016				6,077,628.92	-----	-5,842,740.49	34,888.43	200,000.00	-----	
	No Year				-----	80,000,000.00	-----	166,508.27	-----	79,833,491.73	
	Subtotal		075	0354	000	817,205,568.31	1,052,355,962.00	-5,842,740.49	911,775,456.06	200,000.00	951,743,333.76
Ryan White HIV/AIDS Program, Health Resources and Services Administration, Health and Human Services Fund Resources:											
Undisbursed Funds	2021-2023		075	0356	000	-----	1,970,327,522.00	-----	460,159,047.21	-----	1,510,168,474.79
	2020-2022				1,514,260,680.66	-----	-----	1,315,463,632.54	-----	198,797,048.12	
	2021				-----	345,559,696.00	-----	77,111,665.32	-----	268,448,030.68	
	2019-2021				199,947,983.26	-----	-----	149,034,800.78	-----	50,913,182.48	
	2020				271,596,980.40	-----	-----	216,914,421.11	-----	54,682,559.29	
	2018-2020				21,887,211.74	-----	-----	3,213,873.24	-----	18,673,338.50	
	2019				49,333,968.95	-----	-----	41,264,525.64	-----	8,069,443.31	
	2017-2019				11,521,355.70	-----	-----	1,135,317.92	-----	10,386,037.78	
	2018				10,368,482.23	-----	-----	3,350,423.87	-----	7,018,058.36	
	2016-2018				32,850,140.81	-----	-----	1,605.27	-----	32,848,535.54	
	2017				7,373,962.42	-----	-----	1,202,538.13	-----	6,171,424.29	
	2015-2017				38,724,610.58	-----	-----	-----	-----	38,724,610.58	
	2016				5,397,587.89	-----	-5,377,961.19	19,626.70	-----	-----	
	2014-2016				45,128,634.08	-----	-44,565,186.06	63,445.75	500,002.27	-----	
	No Year				67,477,550.97	105,000,000.00	-----	29,939,511.50	-----	142,538,039.47	
	Subtotal		075	0356	000	2,275,869,149.69	2,420,887,218.00	-49,943,147.25	2,298,874,434.98	500,002.27	2,347,438,783.19
Health Care Systems, Health Resources and Services Administration,											

Footnotes at End of Chapter

Appropriations, Outlays, and Balances - Continued

Appropriation or Fund Account Title	Account Symbol				Balances, Beginning of Fiscal Year	Appropriations and Other Obligational Authority ¹	Transfers Borrowings and Investment (Net) ²	Outlays (Net)	Balances Withdrawn and Other Transactions ³	Balances, End of Fiscal Year
	Period of Availability	ATA	AID	MAIN						
Health and Human Services Fund Resources: Undisbursed Funds	2020-2022		075	0357	000	3,833,927.03	-----	3,433,167.12	-----	400,759.91
	2021					-----	127,681,290.00	-----	17,833,726.24	109,847,563.76
	2020					103,064,772.79	-----	73,949,085.32	-----	29,115,687.47
	2019					30,189,207.42	-----	13,313,234.52	-----	16,875,972.90
	2018					7,063,618.80	-----	2,788,195.75	-----	4,275,423.05
	2017					1,941,169.48	-----	-8,012.53	-----	1,949,182.01
	2016					2,120,501.32	-----	-2,045,758.71	66,314.24	-----
	No Year					1,228,408.82	121,634.00	-----	1,412.00	1,348,630.82
	Subtotal		075	0357	000	149,441,605.66	127,802,924.00	-2,045,758.71	111,319,236.79	66,314.24
Rural Health, Health Resources and Services Administration, Health and Human Services Fund Resources: Undisbursed Funds	2021-2023		075	0358	000	-----	10,468,476.00	-----	319,450.46	-----
	2020-2022					80,791,656.16	-----	47,321,612.34	-----	33,470,043.82
	2018-2022					72,942,713.08	-----	13,971,213.63	-----	58,971,499.45
	2021					-----	318,061,227.00	-----	13,711,996.49	304,349,230.51
	2019-2021					8,182,046.69	-----	1,869,778.93	-----	6,312,267.76
	2020					294,814,797.16	-----	150,272,766.71	-----	144,542,030.45
	2018-2020					10,948,895.86	-----	4,512,575.91	-----	6,436,319.95
	2019					128,626,897.76	-----	77,620,071.47	-----	51,006,826.29
	2018					6,492,242.82	-----	1,838,312.20	-----	4,653,930.62
	2017					3,368,397.98	-----	369,995.93	-----	2,998,402.05
	2016					4,062,940.89	-----	-3,834,787.64	28,255.23	199,898.02
	Subtotal		075	0358	000	610,230,588.40	328,529,703.00	-3,834,787.64	311,836,029.30	199,898.02
Family Planning, Health Resources and Services Administration, Health and Human Services Fund Resources: Undisbursed Funds	2021		075	0359	000	-----	285,618,921.00	-----	56,283,808.88	-----
	2020					223,378,074.24	-----	186,182,295.87	-----	37,195,778.37
	2019					21,736,897.65	-----	9,562,537.12	-----	12,174,360.53
	2018					15,449,468.76	-----	945,189.77	-----	14,504,278.99
	2017					5,491,608.01	-----	558,221.42	-----	4,933,386.59
	2016					2,347,363.58	-----	-2,147,363.58	200,000.00	-----
	No Year					-----	50,000,000.00	-----	-----	50,000,000.00
	Subtotal		075	0359	000	268,403,412.24	335,618,921.00	-2,147,363.58	253,532,053.06	200,000.00
Primary Health Care, Health Resources and Services Administration, Health and Human Services Fund Resources: Undisbursed Funds	2020-2024		075	0360	000	21,247,204.38	-----	20,173,386.92	-----	1,073,817.46
	2021					-----	1,554,202,798.00	-----	645,879,903.63	908,322,894.37
	2020					1,713,930,675.59	-----	1,598,542,096.14	-----	115,388,579.45
	2019-2020					79,827,993.73	-----	15,044,040.80	-----	64,783,952.93
	2018-2020					13,977,730.49	-----	8,915,850.52	-----	5,061,879.97

Footnotes at End of Chapter

Appropriations, Outlays, and Balances - Continued

Appropriation or Fund Account Title	Account Symbol				Balances, Beginning of Fiscal Year	Appropriations and Other Obligational Authority ¹	Transfers Borrowings and Investment (Net) ²	Outlays (Net)	Balances Withdrawn and Other Transactions ³	Balances, End of Fiscal Year	
	Period of Availability	ATA	AID	MAIN							SUB
	2019				60,182,390.92	-----	-----	47,498,532.65	-----	12,683,858.27	
	2018				11,056,683.90	-----	-----	3,590,550.59	-----	7,466,133.31	
	2017				11,188,426.13	-----	-----	592,274.57	-----	10,596,151.56	
	2016				5,122,964.18	-----	-4,668,523.72	254,898.08	199,542.38	-----	
	No Year				3,171,217,047.80	11,600,044,216.31	-5,000,000.00	5,354,677,710.69	-----	9,411,583,553.42	
	Subtotal		075	0360	000	5,087,751,117.12	13,154,247,014.31	-9,668,523.72	7,695,169,244.59	199,542.38	10,536,960,820.74
Program Management, Health Resources and Services Administration, Health and Human Services Fund Resources:											
Undisbursed Funds	2021		075	0361	000	-----	154,833,752.00	-----	130,308,883.45	-----	24,524,868.55
	2020				15,901,493.92	-----	-----	13,274,979.31	-----	2,626,514.61	
	2019				3,257,150.14	-----	-----	656,365.06	-----	2,600,785.08	
	2018				4,639,982.15	-----	-----	272,288.14	-----	4,367,694.01	
	2017				4,170,939.75	-----	-----	309,116.00	-----	3,861,823.75	
	2016				3,717,677.09	-----	-3,449,287.60	193,389.49	75,000.00	-----	
	Subtotal		075	0361	000	31,687,243.05	154,833,752.00	-3,449,287.60	145,015,021.45	75,000.00	37,981,686.00
Health Centers Malpractice Claims, Health Resources and Services Administration, Health and Human Services Fund Resources:											
Undisbursed Funds	No Year		075	0365	000	47,842,830.42	120,000,000.00	-----	82,997,585.76	-----	84,845,244.66
Trust Fund Accounts											
Vaccine Injury Compensation Trust Fund - Treasury Managed, Health and Human Services Fund Resources:											
Undisbursed Funds	No Year		075	8175	000	41,291,511.26	114,221,289.41	-79,727,217.56	27,050,961.62	-----	48,734,621.49
Transfer To:											
Health Resources and Services Administration, Health and Human Services	No Year	075	075	8175	000	5,385,791.39	257,596,303.02	-7,724,811.23	248,762,170.74	-----	6,495,112.44
Unrealized Discount on Investments					-29,794,659.27	-----	83,870.68	-----	-----	-----	-29,710,788.59
Investments in US Treasury Securities					3,967,040,677.49	-----	87,368,158.11	-----	-----	-----	4,054,408,835.60
	Subtotal		075	8175	000	3,983,923,320.87	371,817,592.43	-----	275,813,132.36	-----	4,079,927,780.94
Total, Health Resources and Services Administration					15,970,805,468.23	21,818,949,943.74	-93,239,617.82	14,232,436,592.62	1,639,319.31	23,462,439,882.22	
Indian Health Service											
General Fund Accounts											
Payments for Tribal Leases, Indian Health Service, Health and Human Services Fund Resources:											
Undisbursed Funds	2021-2022		075	0200	000	-----	139,000,000.00	-----	109,727,643.17	-----	29,272,356.83
Contract Support Costs, Indian Health Service, Health and Human Services Fund Resources:											
Undisbursed Funds	2021		075	0344	000	-----	1,182,479,605.00	-----	955,691,897.00	-----	226,787,708.00
	2020				96,245,909.30	28,707,643.32	-----	53,315,094.34	-----	71,638,458.28	
	2019				10,099,703.40	-433,324.83	-----	2,234,660.51	-----	7,431,718.06	
	2018				10,752,203.03	3,139,349.00	-----	3,389,508.03	-----	10,502,044.00	

Footnotes at End of Chapter

Appropriations, Outlays, and Balances - Continued

Appropriation or Fund Account Title	Account Symbol				Balances, Beginning of Fiscal Year	Appropriations and Other Obligational Authority ¹	Transfers Borrowings and Investment (Net) ²	Outlays (Net)	Balances Withdrawn and Other Transactions ³	Balances, End of Fiscal Year
	Period of Availability	ATA	AID	MAIN SUB						
	2017				5,861,540.08	8,593,629.00	-----	8,238,813.22	-----	6,216,355.86
	2016				7,442,621.10	5,755,775.00	-----	9,479,926.09	3,718,470.01	-----
	Subtotal		075 0344	000	130,401,976.91	1,228,242,676.49	-----	1,032,349,899.19	3,718,470.01	322,576,284.20
Indian Health Services, Indian Health Service, Health and Human Services										
Fund Resources:										
Undisbursed Funds										
	2021-2024		075 0390	000	-----	210,000,000.00	-----	133,547,255.34	-----	76,452,744.66
	2021-2022				-----	3,874,302,904.00	-----	3,090,693,223.07	-----	783,609,680.93
	2020-2022				15,854,710.11	-----	-----	7,201,815.10	-----	8,652,895.01
	2021				-----	-----	-----	-3,812,634.56	-----	3,812,634.56
	2020-2021				694,028,295.22	-----	-----	461,807,478.41	-----	232,220,816.81
	2020				3,497,646.65	-----	-----	1,681,672.15	-----	1,815,974.50
	2019-2020				83,082,289.94	-----	-----	46,771,921.57	-----	36,310,368.37
	2019				2,415,224.90	-----	-----	1,343,816.37	-----	1,071,408.53
	2018				22,189,292.39	-----	-----	6,324,897.38	-----	15,864,395.01
	2017				11,848,137.07	-----	-----	846,487.07	-----	11,001,650.00
	2016				10,612,626.35	-----	-267,124.16	10,345,502.19	-----	-----
	No Year				2,589,999,353.83	6,861,088,096.00	-----	4,169,802,458.56	-----	5,281,284,991.27
	Subtotal		075 0390	000	3,433,527,576.46	10,945,391,000.00	-267,124.16	7,926,553,892.65	-----	6,452,097,559.65
Indian Health Facilities, Indian Health Service, Health and Human Services										
Fund Resources:										
Undisbursed Funds										
	No Year		075 0391	000	1,800,824,699.63	1,517,888,000.00	-----	788,779,873.15	-----	2,529,932,826.48
Special Fund Accounts										
Operation and Maintenance of Quarters, Indian Health Services, Health and Human Services										
Fund Resources:										
Undisbursed Funds										
	No Year		075 5071	000	17,111,923.37	10,002,535.29	-----	8,313,493.29	-----	18,800,965.37
Total, Indian Health Service					5,381,866,176.37	13,840,524,211.78	-267,124.16	9,865,724,801.45	3,718,470.01	9,352,679,992.53
Centers for Disease Control and Prevention										
General Fund Accounts										
CDC-Wide Activities and Program Support, Centers for Disease Control and Prevention, Health and Human Services										
Fund Resources:										
Undisbursed Funds										
	2021-2024		075 0943	000	-----	7,956,587,000.00	-----	1,076,411,756.19	-----	6,880,175,243.81
	2020-2024				3,779,832,158.52	583,413,000.00	-----	1,192,446,289.65	-----	3,170,798,868.87
	2021-2023				-----	-----	-----	-3,462,273.44	-----	3,462,273.44
	2018-2023				22,218,669.94	-----	-----	4,829,204.26	-----	17,389,465.68
	2021-2022				-----	-----	-----	-3,613,920.55	-----	3,613,920.55
	2020-2022				1,297,788,613.91	-----	-----	763,948,076.51	-----	533,840,537.40
	2021				-----	113,570,000.00	-----	-22,720,891.90	-----	136,290,891.90
	2020-2021				3,695,886.00	-----	-----	2,461,290.99	-----	1,234,595.01
	2019-2021				1,395,123.61	-----	-----	565,235.43	-----	829,888.18
	2020				95,993,197.93	-----	-----	68,861,758.59	-----	27,131,439.34

Footnotes at End of Chapter

Appropriations, Outlays, and Balances - Continued

Appropriation or Fund Account Title	Account Symbol				Balances, Beginning of Fiscal Year	Appropriations and Other Obligational Authority ¹	Transfers Borrowings and Investment (Net) ²	Outlays (Net)	Balances Withdrawn and Other Transactions ³	Balances, End of Fiscal Year	
	Period of Availability	ATA	AID	MAIN							SUB
	2019-2020				18,834,473.94	-----	-----	5,384,850.48	-----	13,449,623.46	
	2018-2020				49,080,048.60	-----	-----	34,184,442.08	-----	14,895,606.52	
	2019				4,584,757.14	-----	-----	2,103,168.48	-----	2,481,588.66	
	2018-2019				166,264.04	-----	-----	-----	-----	166,264.04	
	2017-2019				421,264.87	-----	-----	11,000.00	-----	410,264.87	
	2015-2019				77,772,145.32	-----	-----	32,835,019.69	-----	44,937,125.63	
	2018				2,397,374.95	-----	-----	-111,244.34	-----	2,508,619.29	
	2017-2018				236,873.80	-----	-----	-----	-----	236,873.80	
	2016-2018				214,381.16	-----	-----	6,800.00	-----	207,581.16	
	2014-2018				25,740.89	-----	-----	-----	-----	25,740.89	
	2017				7,428,756.40	-----	-----	431,900.45	-----	6,996,855.95	
	2016-2017				50,078,787.13	-----	-----	17,590,743.16	-----	32,488,043.97	
	2015-2017				437,248.30	-----	-----	-----	-----	437,248.30	
	2013-2017				63,272.22	-----	-----	-----	-----	63,272.22	
	2016				2,735,741.88	-----	-1,680,800.00	531,197.46	523,744.42	-----	
	2015-2016				107,701.82	-----	-----	-----	107,701.82	-----	
	2014-2016				368,593.29	-----	-----	800.00	367,793.29	-----	
	2012-2016				7,239.50	-----	-7,200.00	-----	39.50	-----	
	No Year				1,153,565,578.02	11,680,000,000.00	-544,079,976.00	771,431,968.26	-----	11,518,053,633.76	
	Subtotal		075	0943	000	6,569,449,893.18	20,333,570,000.00	-545,767,976.00	3,944,127,171.45	999,279.03	22,412,125,466.70
Toxic Substances and Environmental Public Health, Agency for Toxic Substances and Disease Registry, Health and Human Services Fund Resources:											
Undisbursed Funds	2021		075	0944	000	-----	93,000,000.00	-----	45,841,067.96	-----	47,158,932.04
	2020-2021					10,818,655.16	-----	8,270,487.34	-----	2,548,167.82	
	2020					39,505,697.37	-----	-----	-----	17,187,742.79	
	2019					15,199,176.64	-----	8,684,135.04	-----	6,515,041.60	
	2018					2,381,257.47	-----	44,669.85	-----	2,336,587.62	
	2017					1,193,480.48	-----	-72,605.41	-----	1,266,085.89	
	2016					3,351,116.49	-----	-3,330,900.00	71.48	-----	
	No Year					36,141,821.79	-----	2,661,251.57	-----	33,480,570.22	
	Subtotal		075	0944	000	108,591,205.40	93,000,000.00	-3,330,900.00	87,767,105.94	71.48	110,493,127.98
Infectious Diseases Rapid Response Reserve Fund, Centers for Disease Control, Health and Human Services Fund Resources:											
Undisbursed Funds	No Year		075	0945	000	637,678,754.43	10,000,000.00	-----	28,054,223.99	-----	619,624,530.44
World Trade Center Health Program Fund, Centers for Disease Control and Prevention, Health and Human Services Fund Resources:											
Undisbursed Funds	No Year		075	0946	000	1,183,517,231.65	507,865,709.40	-----	478,826,963.51	-----	1,212,555,977.54
Environmental Health, Centers for Disease Control and Prevention, Health and Human Services Fund Resources:											
Undisbursed Funds	2021		075	0947	000	-----	205,218,000.00	-----	85,990,817.72	-----	119,227,182.28
	2020					116,232,096.24	-----	74,178,072.46	-----	42,054,023.78	

Footnotes at End of Chapter

Appropriations, Outlays, and Balances - Continued

Appropriation or Fund Account Title	Account Symbol				Balances, Beginning of Fiscal Year	Appropriations and Other Obligational Authority ¹	Transfers Borrowings and Investment (Net) ²	Outlays (Net)	Balances Withdrawn and Other Transactions ³	Balances, End of Fiscal Year	
	Period of Availability	ATA	AID	MAIN							SUB
	2017-2020				8,486,457.20	-----	-----	5,158,447.34	-----	3,328,009.86	
	2019				37,738,758.41	-----	-----	31,800,528.33	-----	5,938,230.08	
	2018				8,157,811.75	-----	-----	1,108,157.38	-----	7,049,654.37	
	2017-2018				170,957.19	-----	-----	88,292.71	-----	82,664.48	
	2017				2,441,367.34	-----	-----	412,435.52	-----	2,028,931.82	
	2016				3,114,646.09	-----	-3,112,000.00	2,615.62	30.47	-----	
	No Year				22,279,843.82	17,000,000.00	-----	16,579,662.44	-----	22,700,181.38	
	Subtotal		075	0947	000	198,621,938.04	222,218,000.00	-3,112,000.00	215,319,029.52	30.47	202,408,878.05
Chronic Disease Prevention and Health Promotion, Centers for Disease Control and Prevention, Health and Human Services											
Fund Resources:											
Undisbursed Funds											
	2021		075	0948	000	-----	1,018,578,000.00	-----	186,910,520.40	-----	831,667,479.60
	2020					793,325,936.82	-----	-----	-----	-----	299,727,509.50
	2019					234,070,243.12	-----	-----	-----	-----	30,675,094.16
	2018					23,079,038.61	-----	-----	-----	-----	13,252,520.78
	2017					19,360,992.98	-----	-----	-----	-----	18,551,209.59
	2016					45,859,581.73	-----	-44,064,600.00	1,570,207.50	224,774.23	-----
	No Year					394,889,082.73	254,950,000.00	-----	267,908,502.14	-----	381,930,580.59
	Subtotal		075	0948	000	1,510,584,875.99	1,273,528,000.00	-44,064,600.00	1,164,019,107.54	224,774.23	1,575,804,394.22
Emerging and Zoonotic Infectious Diseases, Centers for Disease Control and Prevention, Health and Human Services											
Fund Resources:											
Undisbursed Funds											
	2021		075	0949	000	-----	594,002,000.00	-----	293,681,164.98	-----	300,320,835.02
	2020					285,467,843.43	-----	-----	-----	-----	109,505,767.90
	2019					76,245,268.98	-----	-----	-----	-----	16,748,425.93
	2018					28,131,850.38	-----	-----	-----	-----	22,371,941.98
	2017					12,386,449.29	-----	-----	-----	-----	11,004,986.63
	2016					11,878,115.23	-----	-11,205,100.00	186,737.02	486,278.21	-----
	No Year					72,619,695.77	52,440,000.00	-----	39,475,993.93	-----	85,583,701.84
	Subtotal		075	0949	000	486,729,223.08	646,442,000.00	-11,205,100.00	575,944,185.57	486,278.21	545,535,659.30
HIV/AIDS, Viral Hepatitis, Sexually Transmitted Diseases, and Tuberculosis Prevention, Centers for Disease Control and Prevention, Health and Human Services											
Fund Resources:											
Undisbursed Funds											
	2021		075	0950	000	-----	1,310,018,809.00	-----	440,032,427.16	-----	869,986,381.84
	2020					804,156,100.58	-----	-----	-----	-----	190,135,139.73
	2019					74,117,065.57	-----	-----	-----	-----	25,082,340.67
	2018					20,885,755.97	-----	-----	-----	-----	17,918,031.93
	2017					43,164,637.76	-----	-----	-----	-----	40,137,237.62
	2016					13,380,552.52	-----	-12,522,700.00	21,002.50	836,850.02	-----
	Subtotal		075	0950	000	955,704,112.40	1,310,018,809.00	-12,522,700.00	1,109,104,239.59	836,850.02	1,143,259,131.79
Immunization and Respiratory Diseases, Centers for Disease Control and											

Footnotes at End of Chapter

Appropriations, Outlays, and Balances - Continued

Appropriation or Fund Account Title	Account Symbol				Balances, Beginning of Fiscal Year	Appropriations and Other Obligational Authority ¹	Transfers Borrowings and Investment (Net) ²	Outlays (Net)	Balances Withdrawn and Other Transactions ³	Balances, End of Fiscal Year
	Period of Availability	ATA	AID	MAIN SUB						
Prevention, Health and Human Services Fund Resources:										
Undisbursed Funds	2021		075	0951 000	-----	447,428,000.00	-----	192,885,743.73	-----	254,542,256.27
	2020				246,131,715.86	-----	-----	171,565,562.31	-----	74,566,153.55
	2019				69,836,516.11	-----	-----	51,047,239.29	-----	18,789,276.82
	2018				52,582,139.18	-----	-----	11,152,672.11	-----	41,429,467.07
	2017				10,346,379.34	-----	-----	529,836.83	-----	9,816,542.51
	2016				12,657,199.39	-----	-12,268,200.00	87,054.02	301,945.37	-----
	No Year				433,280,379.66	372,200,000.00	-----	345,417,793.36	-----	460,062,586.30
	Subtotal		075	0951 000	824,834,329.54	819,628,000.00	-12,268,200.00	772,685,901.65	301,945.37	859,206,282.52
Injury Prevention and Control, Centers for Disease Control and Prevention, Health and Human Services Fund Resources:										
Undisbursed Funds	2021		075	0952 000	-----	680,783,000.00	-----	111,892,484.93	-----	568,890,515.07
	2020				575,290,846.65	-----	-----	244,459,955.46	-----	330,830,891.19
	2019				281,584,042.74	-----	-----	248,167,591.07	-----	33,416,451.67
	2018-2019				61,680,472.43	-----	-----	21,804,241.27	-----	39,876,231.16
	2018				17,842,050.22	-----	-----	3,386,738.36	-----	14,455,311.86
	2017				4,924,954.95	-----	-----	669,057.40	-----	4,255,897.55
	2016				2,662,298.78	-----	-1,501,900.00	1,160,329.24	69.54	-----
	Subtotal		075	0952 000	943,984,665.77	680,783,000.00	-1,501,900.00	631,540,397.73	69.54	991,725,298.50
National Institute For Occupational Safety and Health, Centers for Disease Control and Prevention, Health and Human Services Fund Resources:										
Undisbursed Funds	2021		075	0953 000	-----	344,240,000.00	-----	197,165,688.05	-----	147,074,311.95
	2020				146,322,140.04	-----	-----	103,563,849.33	-----	42,758,290.71
	2019				37,987,106.61	-----	-----	30,447,561.23	-----	7,539,545.38
	2018				7,226,923.56	-----	-----	1,868,305.32	-----	5,358,618.24
	2017				3,199,143.61	-----	-----	359,910.68	-----	2,839,232.93
	2016				4,139,535.24	-----	-3,771,200.00	90,087.00	278,248.24	-----
	Subtotal		075	0953 000	198,874,849.06	344,240,000.00	-3,771,200.00	333,495,401.61	278,248.24	205,569,999.21
Energy Employees Occupational Illness Compensation Program, Centers for Disease Control and Prevention, Health and Human Services Fund Resources:										
Undisbursed Funds	No Year		075	0954 000	23,149,046.33	50,552,392.00	-----	49,195,352.09	-----	24,506,086.24
Global Health, Centers for Disease Control and Prevention, Health and Human Services Fund Resources:										
Undisbursed Funds	2021-2023		075	0955 000	-----	192,806,000.00	-----	88,697,308.38	-----	104,108,691.62
	2021-2022				-----	128,027,000.00	-----	90,448,760.59	-----	37,578,239.41
	2020-2022				120,668,832.63	-----	-----	60,495,373.79	-----	60,173,458.84
	2021				-----	270,191,000.00	-----	94,540,230.03	-----	175,650,769.97
	2020-2021				28,896,882.20	-----	-----	18,373,509.38	-----	10,523,372.82
	2019-2021				17,147,445.06	-----	-----	11,813,733.48	-----	5,333,711.58
	2020				150,885,015.49	-----	-----	101,103,398.83	-----	49,781,616.66
	2019-2020				4,765,507.89	-----	-----	3,098,909.64	-----	1,666,598.25

Footnotes at End of Chapter

Appropriations, Outlays, and Balances - Continued

Appropriation or Fund Account Title	Account Symbol				Balances, Beginning of Fiscal Year	Appropriations and Other Obligational Authority ¹	Transfers Borrowings and Investment (Net) ²	Outlays (Net)	Balances Withdrawn and Other Transactions ³	Balances, End of Fiscal Year	
	Period of Availability	ATA	AID	MAIN							SUB
	2018-2020				14,175,338.45	-----	-----	5,337,995.48	-----	8,837,342.97	
	2019				48,749,447.22	-----	-----	40,209,657.61	-----	8,539,789.61	
	2018-2019				1,173,542.54	-----	-----	-14,960.34	-----	1,188,502.88	
	2018				7,917,623.88	-----	-----	1,259,345.99	-----	6,658,277.89	
	2017-2018				1,816,624.49	-----	-----	-411.46	-----	1,817,035.95	
	2017				4,133,647.61	-----	-----	208,942.26	-----	3,924,705.35	
	2016-2017				2,643,090.53	-----	-----	33,594.95	-----	2,609,495.58	
	2016				6,237,206.98	-----	-6,232,400.00	4,362.35	444.63	-----	
	2015-2016				2,421,060.30	-----	-2,050,600.00	-----	370,460.30	-----	
	Subtotal		075	0955	000	411,631,265.27	591,024,000.00	-8,283,000.00	515,609,750.96	370,904.93	478,391,609.38
Public Health Preparedness and Response, Centers for Disease Control and Prevention, Health and Human Services Fund Resources:											
Undisbursed Funds	2021		075	0956	000	-----	839,614,000.00	-----	135,203,942.90	-----	704,410,057.10
	2020					701,361,049.96	-----	-----	557,664,309.18	-----	143,696,740.78
	2019					85,478,300.87	-----	-----	80,545,540.60	-----	4,932,760.27
	2018					49,867,966.58	-----	-----	6,944,068.59	-----	42,923,897.99
	2017					4,243,177.04	-----	-----	825,857.27	-----	3,417,319.77
	2016					14,808,651.77	-----	-14,164,000.00	385,030.05	259,621.72	-----
	No Year					5,968,411.26	-----	-----	614,775.37	-----	5,353,635.89
	Subtotal		075	0956	000	861,727,557.48	839,614,000.00	-14,164,000.00	782,183,523.96	259,621.72	904,734,411.80
Birth Defects, Developmental Disabilities, Disabilities and Health, Centers for Disease Control and Prevention, Health and Human Services Fund Resources:											
Undisbursed Funds	2021		075	0958	000	-----	167,294,000.00	-----	51,227,940.96	-----	116,066,059.04
	2020					107,600,635.50	-----	-----	73,795,655.41	-----	33,804,980.09
	2019					29,428,773.07	-----	-----	24,122,585.27	-----	5,306,187.80
	2018					2,491,210.85	-----	-----	270,798.98	-----	2,220,411.87
	2017					2,381,390.30	-----	-----	94,173.41	-----	2,287,216.89
	2016					4,890,667.50	-----	-4,776,100.00	114,548.55	18.95	-----
	Subtotal		075	0958	000	146,792,677.22	167,294,000.00	-4,776,100.00	149,625,702.58	18.95	159,684,855.69
Public Health Scientific Services, Centers for Disease Control and Prevention, Health and Human Services Fund Resources:											
Undisbursed Funds	2021		075	0959	000	-----	590,180,693.00	-----	332,889,552.64	-----	257,291,140.36
	2020					226,388,382.41	-----	-----	167,225,440.16	-----	59,162,942.25
	2019					40,475,543.36	-----	-----	32,872,156.54	-----	7,603,386.82
	2018					8,526,902.33	-----	-----	509,823.57	-----	8,017,078.76
	2017					4,749,668.32	-----	-----	143,730.59	-----	4,605,937.73
	2016					4,479,704.41	-----	-4,344,700.00	114,637.15	20,367.26	-----
	Subtotal		075	0959	000	284,620,200.83	590,180,693.00	-4,344,700.00	533,755,340.65	20,367.26	336,680,485.92
Buildings and Facilities, Centers for Disease Control and Prevention,											

Footnotes at End of Chapter

Appropriations, Outlays, and Balances - Continued

Appropriation or Fund Account Title	Account Symbol				Balances, Beginning of Fiscal Year	Appropriations and Other Obligational Authority ¹	Transfers Borrowings and Investment (Net) ²	Outlays (Net)	Balances Withdrawn and Other Transactions ³	Balances, End of Fiscal Year
	Period of Availability	ATA	AID	MAIN SUB						
Health and Human Services Fund Resources: Undisbursed Funds	2021-2025		075	0960 000	-----	30,000,000.00	-----	817,355.46	-----	29,182,644.54
	2020-2025				4,000,000.00	-----	-----	-----	-----	4,000,000.00
	2020-2024				24,837,980.16	-----	-----	6,785,183.87	-----	18,052,796.29
	2019-2023				15,490,717.94	-----	-----	4,370,468.07	-----	11,120,249.87
	2018-2022				382,604,436.69	-----	-----	37,230,543.96	-----	345,373,892.73
	2017-2021				896,616.41	-----	-----	786,207.90	-----	110,408.51
	2018-2020				6,069,616.38	-----	-----	4,138,834.22	-----	1,930,782.16
	2016-2020				1,130,617.27	-----	-----	547,023.00	-----	583,594.27
	2015-2019				51,764.48	-----	-----	4,166.88	-----	47,597.60
	Subtotal		075	0960 000	435,081,749.33	30,000,000.00	-----	54,679,783.36	-----	410,401,965.97
Special Fund Accounts										
Cooperative Research and Development Agreements, Centers for Disease Control, Health and Human Services Fund Resources: Undisbursed Funds	No Year		075	5146 000	6,216,033.22	2,279,489.71	-----	1,425,213.26	-----	7,070,309.67
Intragovernmental Funds										
CDC Working Capital Fund, Centers for Disease Control and Prevention, Health and Human Services Fund Resources: Undisbursed Funds	No Year		075	4553 000	362,603,161.50	-----	-----	-159,285,772.09	-----	521,888,933.59
Total, Centers for Disease Control and Prevention					16,150,392,769.72	28,512,238,093.11	-669,112,376.00	11,268,072,622.87	3,778,459.45	32,721,667,404.51
National Institutes of Health										
General Fund Accounts										
Payment to the NIH Innovation Account, CURES Act, National Institutes of Health, Health and Human Services Fund Resources: Undisbursed Funds	2021		075	0147 000	-----	404,000,000.00	-----	404,000,000.00	-----	-----
National Library of Medicine, National Institutes of Health, Health and Human Services Fund Resources: Undisbursed Funds	2020-2024		075	0807 000	8,457,355.19	-----	-----	4,389,696.44	-----	4,067,658.75
	2021-2022				-----	3,988,000.00	-----	-----	-----	3,988,000.00
	2021				-----	456,758,000.00	-----	235,661,562.87	-----	221,096,437.13
	2020-2021				3,834,902.02	-----	-----	1,214,902.02	-----	2,620,000.00
	2020				220,684,684.08	-----	-----	175,342,477.00	-----	45,342,207.08
	2019-2020				3,113,111.25	-----	-----	2,398,739.35	-----	714,371.90
	2019				41,707,018.31	-----	-----	33,711,454.77	-----	7,995,563.54
	2018-2019				826,162.36	-----	-----	797,128.77	-----	29,033.59
	2018				5,680,626.30	-----	-----	999,502.57	-----	4,681,123.73
	2017-2018				0.04	-----	-----	-----	-----	0.04
	2017				4,390,834.47	-----	-----	99,034.97	-----	4,291,799.50
	2016				3,274,833.75	-----	-2,562,000.00	220,459.21	492,374.54	-----
	2015				525,137.04	-----	-----	20,352.45	504,784.59	-----

Footnotes at End of Chapter

Appropriations, Outlays, and Balances - Continued

Appropriation or Fund Account Title	Account Symbol				Balances, Beginning of Fiscal Year	Appropriations and Other Obligational Authority ¹	Transfers Borrowings and Investment (Net) ²	Outlays (Net)	Balances Withdrawn and Other Transactions ³	Balances, End of Fiscal Year
	Period of Availability	ATA	AID	MAIN SUB						
	No Year				156,499.10	-----	-----	156,499.04	-----	0.06
	Subtotal		075 0807	000	292,651,163.91	460,746,000.00	-2,562,000.00	455,011,809.46	997,159.13	294,826,195.32
John E. Fogarty International Center, National Institutes of Health, Health and Human Services Fund Resources:										
Undisbursed Funds	2021		075 0819	000	-----	83,761,000.00	-----	10,820,564.57	-----	72,940,435.43
	2020				60,358,518.20	-----	-----	33,023,382.46	-----	27,335,135.74
	2019				22,001,868.87	-----	-----	16,838,691.96	-----	5,163,176.91
	2018				3,165,439.33	-----	-----	1,331,250.68	-----	1,834,188.65
	2017				888,541.65	-----	-----	193,588.73	-----	694,952.92
	2016				900,644.65	-----	-641,000.00	9,354.24	250,290.41	-----
	Subtotal		075 0819	000	87,315,012.70	83,761,000.00	-641,000.00	62,216,832.64	250,290.41	107,967,889.65
Buildings and Facilities, National Institutes of Health, Health and Human Services Fund Resources:										
Undisbursed Funds	2021-2025		075 0838	000	-----	199,400,000.00	-----	22,599,067.06	-----	176,800,932.94
	2020-2024				169,147,925.04	-----	-----	39,740,385.43	-----	129,407,539.61
	2019-2023				97,998,876.70	-----	-----	30,234,839.79	-----	67,764,036.91
	2018-2022				15,531,288.16	-----	-----	11,471,238.29	-----	4,060,049.87
	2017-2021				6,886,318.43	-----	-----	3,853,954.22	-----	3,032,364.21
	2016-2020				20,692,275.50	-----	-----	19,263,915.63	-----	1,428,359.87
	2015-2019				1,853,375.34	-----	-----	196,224.20	-----	1,657,151.14
	2014-2018				808,569.72	-----	-----	20,181.88	-----	788,387.84
	2013-2017				454,379.14	-----	-----	-----	-----	454,379.14
	2012-2016				217,958.44	-----	-----	2,945.30	215,013.14	-----
	No Year				1,038,456.06	-----	-----	-----	-----	1,038,456.06
Funds Held Outside the Treasury					100,300.00	-----	-----	-----	-----	100,300.00
	Subtotal		075 0838	000	314,729,722.53	199,400,000.00	-----	127,382,751.80	215,013.14	386,531,957.59
National Institute on Aging, National Institutes of Health, Health and Human Services Fund Resources:										
Undisbursed Funds	2021		075 0843	000	-----	3,888,220,000.00	-----	561,486,593.55	-----	3,326,733,406.45
	2020				3,046,009,104.77	-----	-----	1,538,836,390.80	-----	1,507,172,713.97
	2019				1,231,584,292.14	-----	-----	743,968,157.23	-----	487,616,134.91
	2018				401,840,701.05	-----	-----	168,353,642.36	-----	233,487,058.69
	2017-2018				480.65	-----	-----	-----	-----	480.65
	2017				172,983,261.33	-----	-----	88,090,455.58	-----	84,892,805.75
	2016-2017				6,938.52	-----	-----	-----	-----	6,938.52
	2016				55,462,285.92	-----	-1,900,000.00	49,879,026.67	-----	⁵ 3,683,259.25
	2015-2016				64,413.67	-----	-----	-----	64,413.67	-----
	2015				1,150,268.53	-----	-----	22,477.60	1,127,790.93	----- ⁴
	No Year				1,632,995.67	-----	-----	-316,527.36	-----	1,949,523.03
	Subtotal		075 0843	000	4,910,734,742.25	3,888,220,000.00	-1,900,000.00	3,150,320,216.43	1,192,204.60	5,645,542,321.22

Footnotes at End of Chapter

Appropriations, Outlays, and Balances - Continued

Appropriation or Fund Account Title	Account Symbol				Balances, Beginning of Fiscal Year	Appropriations and Other Obligational Authority ¹	Transfers Borrowings and Investment (Net) ²	Outlays (Net)	Balances Withdrawn and Other Transactions ³	Balances, End of Fiscal Year	
	Period of Availability	ATA	AID	MAIN SUB							
National Institute of Child Health and Human Development, National Institutes of Health, Health and Human Services Fund Resources: Undisbursed Funds	2021		075	0844	000	----- 1,588,197,000.00	-----	388,295,103.63	-----	1,199,901,896.37	
	2020					1,161,931,096.48	-----	727,022,688.84	-----	434,908,407.64	
	2019					373,918,673.03	-----	279,171,114.90	-----	94,747,558.13	
	2018-2019					6,546,748.39	-----	6,287,956.83	-----	258,791.56	
	2018					68,755,775.65	-----	33,011,535.20	-----	35,744,240.45	
	2017					26,440,870.15	-----	4,384,305.80	-----	22,056,564.35	
	2016-2017					4,041.05	-----	-----	-----	4,041.05	
	2016					20,679,409.88	-----	-12,750,000.00	-----	⁵ 2,368,800.64	
	2015					3,692,538.31	-----	8,121.09	3,684,417.22	⁴ -----	
	Subtotal		075	0844	000	1,661,969,152.94	1,588,197,000.00	-12,750,000.00	1,443,741,435.53	3,684,417.22	1,789,990,300.19
Office of the Director, National Institutes of Health, Health and Human Services Fund Resources: Undisbursed Funds	2021-2024		075	0846	000	----- 30,000,000.00	186,516,595.00	-----	11,046,393.08	-----	175,470,201.92
	2020-2024					-----	-----	-----	5,172,217.65	-----	24,827,782.35
	2021					-----	2,412,604,539.00	-----	372,081,223.10	-----	2,040,523,315.90
	2020					1,878,195,734.76	-----	-----	1,104,087,221.33	-----	774,108,513.43
	2018-2020					14,863,089.22	-----	-----	1,837,809.78	-----	13,025,279.44
	2019					594,716,395.78	-----	-----	382,345,579.59	-----	212,370,816.19
	2018					161,550,789.14	-----	-----	63,492,617.15	-----	98,058,171.99
	2017					76,260,164.31	-----	-----	25,963,444.52	-----	50,296,719.79
	2016					62,042,986.33	-----	-18,750,000.00	39,641,558.93	-----	⁵ 3,651,427.40
	2015					4,345,094.97	-----	-----	1,278,799.10	3,066,295.87	⁴ -----
	No Year					968,631,283.83	-----	-581,022,579.00	255,399,764.58	-----	132,208,940.25
	Subtotal		075	0846	000	3,790,605,538.34	2,599,121,134.00	-599,772,579.00	2,262,346,628.81	3,066,295.87	3,524,541,168.66
National Cancer Institute, National Institutes of Health, Health and Human Services Fund Resources: Undisbursed Funds	2021		075	0849	000	----- 4,143,116,584.42	6,344,696,000.00	-----	2,145,531,773.87	-----	4,199,164,226.13
	2020					843,341,069.54	-----	-----	3,107,942,649.92	-----	1,035,173,934.50
	2019					219,668,343.70	-----	-----	637,269,876.79	-----	206,071,192.75
	2018					115,174,686.07	-----	-----	78,407,199.45	-----	141,261,144.25
	2017					73,100,320.50	-----	-----	21,759,288.20	-----	93,415,397.87
	2016					1,057,590,007.04	-----	-37,250,000.00	34,504,082.06	-----	⁵ 1,346,238.44
	No Year					195,000,000.00	-----	-113,360,540.00	342,485,977.07	-----	796,743,489.97
	Subtotal		075	0849	000	6,451,991,011.27	6,539,696,000.00	-150,610,540.00	6,367,900,847.36	-----	6,473,175,623.91
National Institute of General Medical Sciences, National Institutes of Health, Health and Human Services Fund Resources: Undisbursed Funds	2021		075	0851	000	----- 2,128,954,967.24	1,714,748,000.00	-----	-485,577,733.96	-----	2,200,325,733.96
	2020					257,805,525.82	-----	-----	1,625,938,427.44	-----	503,016,539.80
	2019					-----	-----	-----	178,647,589.02	-----	79,157,936.80

Footnotes at End of Chapter

Appropriations, Outlays, and Balances - Continued

Appropriation or Fund Account Title	Account Symbol				Balances, Beginning of Fiscal Year	Appropriations and Other Obligational Authority ¹	Transfers Borrowings and Investment (Net) ²	Outlays (Net)	Balances Withdrawn and Other Transactions ³	Balances, End of Fiscal Year	
	Period of Availability	ATA	AID	MAIN							SUB
	2018				69,972,251.91	-----	-----	35,949,105.81	-----	34,023,146.10	
	2017				41,298,141.95	-----	-----	16,491,418.41	-----	24,806,723.54	
	2016				21,614,811.65	-----	-12,750,000.00	4,550,782.52	-----	⁵ 4,314,029.13	
	2015				6,356,030.11	-----	-----	-137,768.76	6,493,798.87	⁴ -----	
	Subtotal		075	0851	000	2,526,001,728.68	1,714,748,000.00	-12,750,000.00	1,375,861,820.48	6,493,798.87	2,845,644,109.33
National Institute of Environmental Health Science, National Institutes of Health, Health and Human Services Fund Resources:											
Undisbursed Funds	2020-2024		075	0862	000	9,368,374.41	-----	-----	4,818,097.24	-----	4,550,277.17
	2021				-----	893,722,000.00	-----	-----	-----	-----	586,005,931.48
	2020				571,131,841.38	-----	-----	426,983,491.52	-----	144,148,349.86	
	2019				132,483,573.68	-----	-----	101,116,524.99	-----	31,367,048.69	
	2018				26,513,913.34	-----	-----	10,598,738.02	-----	15,915,175.32	
	2017				14,122,693.09	-----	-----	-2,028,805.40	-----	16,151,498.49	
	2016				12,275,304.64	-----	-10,700,000.00	990,953.85	584,350.79	-----	
	No Year				428,470.80	-----	-----	-7,184,023.47	-----	7,612,494.27	
	Subtotal		075	0862	000	766,324,171.34	893,722,000.00	-10,700,000.00	843,011,045.27	584,350.79	805,750,775.28
National Heart, Lung, and Blood Institute, National Institutes of Health, Health and Human Services Fund Resources:											
Undisbursed Funds	2020-2024		075	0872	000	102,958,078.57	-----	-----	19,588,719.06	-----	83,369,359.51
	2021				-----	3,653,700,000.00	-----	-----	-----	-----	2,792,523,176.05
	2020				2,753,380,042.15	-----	-----	1,780,959,891.15	-----	972,420,151.00	
	2019				813,406,704.16	-----	-----	583,487,188.66	-----	229,919,515.50	
	2018				204,636,127.85	-----	-----	105,493,197.55	-----	99,142,930.30	
	2017				52,978,463.54	-----	-----	12,688,213.50	-----	40,290,250.04	
	2016				53,636,958.01	-----	-50,000,000.00	977,929.35	-----	⁵ 2,659,028.66	
	2015				1,702,383.04	-----	-----	-377.72	1,702,760.76	⁴ -----	
	Subtotal		075	0872	000	3,982,698,757.32	3,653,700,000.00	-50,000,000.00	3,364,371,585.50	1,702,760.76	4,220,324,411.06
National Institute of Dental and Craniofacial Research, National Institutes of Health, Health and Human Services Fund Resources:											
Undisbursed Funds	2021		075	0873	000	-----	483,387,000.00	-----	139,196,886.67	-----	344,190,113.33
	2020				341,688,707.19	-----	-----	227,014,096.66	-----	114,674,610.53	
	2019				111,091,990.87	-----	-----	81,875,938.51	-----	29,216,052.36	
	2018				18,528,823.90	-----	-----	9,299,945.64	-----	9,228,878.26	
	2017				5,719,545.42	-----	-----	1,235,311.92	-----	4,484,233.50	
	2016				4,135,341.83	-----	-3,211,000.00	413,386.03	510,955.80	-----	
	Subtotal		075	0873	000	481,164,409.21	483,387,000.00	-3,211,000.00	459,035,565.43	510,955.80	501,793,887.98
National Center for Advancing Translational Sciences, National Institutes of Health, Health and Human Services Fund Resources:											
Undisbursed Funds	2020-2024		075	0875	000	32,101,421.02	-----	-----	17,525,355.15	-----	14,576,065.87
	2021				-----	852,853,000.00	-----	-----	-----	-----	627,609,292.78
	2020				656,470,991.46	-----	-----	512,590,318.17	-----	143,880,673.29	

Footnotes at End of Chapter

Appropriations, Outlays, and Balances - Continued

Appropriation or Fund Account Title	Account Symbol				Balances, Beginning of Fiscal Year	Appropriations and Other Obligational Authority ¹	Transfers Borrowings and Investment (Net) ²	Outlays (Net)	Balances Withdrawn and Other Transactions ³	Balances, End of Fiscal Year
	Period of Availability	ATA	AID	MAIN						
	2019				136,299,020.98	-----	-----	102,593,620.73	-----	33,705,400.25
	2018-2019				8,578,600.96	-----	-----	3,876,271.88	-----	4,702,329.08
	2018				10,971,455.83	-----	-----	4,618,733.88	-----	6,352,721.95
	2017				26,634,216.85	-----	-----	1,090,436.55	-----	25,543,780.30
	2016				20,433,378.53	-----	-19,500,000.00	-23,297.11	956,675.64	-----
	Subtotal	075	0875	000	891,489,085.63	852,853,000.00	-19,500,000.00	867,515,146.47	956,675.64	856,370,263.52
National Institute of Diabetes and Digestive and Kidney Diseases, National Institutes of Health, Health and Human Services Fund Resources:										
Undisbursed Funds	2021	075	0884	000	-----	2,125,530,000.00	-----	541,335,239.70	-----	1,584,194,760.30
	2020				1,590,878,661.72	-----	-----	1,069,033,799.39	-----	521,844,862.33
	2019				492,750,818.90	-----	-----	371,581,956.91	-----	121,168,861.99
	2018				99,260,591.39	-----	-----	68,583,535.75	-----	30,677,055.64
	2017-2018				74,719.79	-----	-----	-----	-----	74,719.79
	2017				30,064,009.17	-----	-----	13,290,866.69	-----	16,773,142.48
	2016-2017				21,911.26	-----	-----	-----	-----	21,911.26
	2016				29,531,208.08	-----	-14,750,000.00	10,334,910.29	-----	⁵ 4,446,297.79
	2015				5,412,420.18	-----	-----	1,103,993.94	4,308,426.24	⁴ -----
	No Year				372,578,970.39	150,000,000.00	-----	89,355,536.08	-----	433,223,434.31
	Subtotal	075	0884	000	2,620,573,310.88	2,275,530,000.00	-14,750,000.00	2,164,619,838.75	4,308,426.24	2,712,425,045.89
National Institute of Allergy and Infectious Diseases, National Institutes of Health, Health and Human Services Fund Resources:										
Undisbursed Funds	2020-2024	075	0885	000	1,414,328,946.85	-----	-----	444,372,944.40	-----	969,956,002.45
	2021				-----	6,048,849,000.00	-----	1,915,417,617.65	-----	4,133,431,382.35
	2020				3,955,328,243.25	-----	-----	2,706,577,402.84	-----	1,248,750,840.41
	2019				976,324,296.65	-----	-----	691,351,171.91	-----	284,973,124.74
	2018-2019				3,542,531.10	-----	-----	1,646,664.91	-----	1,895,866.19
	2018				225,342,603.61	-----	-----	108,900,544.20	-----	116,442,059.41
	2017				102,380,387.53	-----	-----	27,074,973.24	-----	75,305,414.29
	2016-2017				40,185,338.78	-----	-----	15,338,214.83	-----	24,847,123.95
	2016				69,324,347.95	-----	-52,118,000.00	15,993,636.00	1,212,711.95	-----
	2015-2016				20,141,205.02	-----	-----	9,464,487.01	10,676,718.01	-----
	2015				2,137,583.47	-----	-----	-292,797.63	2,430,381.10	⁴ -----
	No Year				37,063,442.85	-----	-----	3,237,947.31	-----	33,825,495.54
	Subtotal	075	0885	000	6,846,098,927.06	6,048,849,000.00	-52,118,000.00	5,939,082,806.67	14,319,811.06	6,889,427,309.33
National Institute of Neurological Disorders and Stroke, National Institutes of Health, Health and Human Services Fund Resources:										
Undisbursed Funds	2021	075	0886	000	-----	2,453,517,000.00	-----	596,978,577.30	-----	1,856,538,422.70
	2020				1,774,711,159.09	-----	-----	1,111,505,059.79	-----	663,206,099.30
	2019				581,788,417.61	-----	-----	357,458,744.54	-----	224,329,673.07
	2018-2019				140,693,894.98	-----	-----	32,054,687.20	-----	108,639,207.78
	2018				79,487,539.55	-----	-----	47,924,171.28	-----	31,563,368.27

Footnotes at End of Chapter

Appropriations, Outlays, and Balances - Continued

Appropriation or Fund Account Title	Account Symbol				Balances, Beginning of Fiscal Year	Appropriations and Other Obligational Authority ¹	Transfers Borrowings and Investment (Net) ²	Outlays (Net)	Balances Withdrawn and Other Transactions ³	Balances, End of Fiscal Year	
	Period of Availability	ATA	AID	MAIN							SUB
	2017				29,988,659.97	-----	-----	8,247,807.82	-----	21,740,852.15	
	2016				14,659,411.48	-----	-13,800,000.00	105,409.57	754,001.91	-----	
	2015				820,925.56	-----	-----	-----	820,925.56	-----	
	No Year				90,100,695.27	50,000,000.00	-----	57,539,864.24	-----	82,560,831.03	
	Subtotal		075	0886	000	2,712,250,703.51	2,503,517,000.00	-13,800,000.00	2,211,814,321.74	1,574,927.47	2,988,578,454.30
National Eye Institute, National Institutes of Health Fund Resources:											
Undisbursed Funds											
	2021		075	0887	000	-----	833,012,000.00	-----	225,140,231.85	-----	607,871,768.15
	2020					607,727,964.05	-----	-----	448,274,656.87	-----	159,453,307.18
	2019					133,788,324.48	-----	-----	109,703,077.33	-----	24,085,247.15
	2018					23,569,908.58	-----	-----	11,150,162.58	-----	12,419,746.00
	2017					6,683,938.78	-----	-----	2,204,748.50	-----	4,479,190.28
	2016					4,111,331.95	-----	-3,000,000.00	-17,750.68	-----	⁵ 1,129,082.63
	Subtotal		075	0887	000	775,881,467.84	833,012,000.00	-3,000,000.00	796,455,126.45	-----	809,438,341.39
National Institute of Arthritis and Musculoskeletal and Skin Diseases, National Institutes of Health, Health and Human Services Fund Resources:											
Undisbursed Funds											
	2021		075	0888	000	-----	632,382,000.00	-----	170,341,152.51	-----	462,040,847.49
	2020					459,976,705.40	-----	-----	336,596,139.96	-----	123,380,565.44
	2019					101,945,341.68	-----	-----	86,630,743.66	-----	15,314,598.02
	2018					15,648,065.38	-----	-----	9,654,450.82	-----	5,993,614.56
	2017					4,069,368.01	-----	-----	698,209.94	-----	3,371,158.07
	2016					2,429,380.75	-----	-1,500,000.00	157,106.13	-----	⁵ 772,274.62
	2015					1,396,257.99	-----	-----	26,589.37	1,369,668.62	-----
	Subtotal		075	0888	000	585,465,119.21	632,382,000.00	-1,500,000.00	604,104,392.39	1,369,668.62	610,873,058.20
National Institute of Nursing Research, National Institutes of Health, Health and Human Services Fund Resources:											
Undisbursed Funds											
	2021		075	0889	000	-----	174,411,000.00	-----	40,910,827.22	-----	133,500,172.78
	2020					132,521,713.95	-----	-----	86,832,692.82	-----	45,689,021.13
	2019					34,852,020.94	-----	-----	30,408,716.86	-----	4,443,304.08
	2018					3,436,291.74	-----	-----	894,220.58	-----	2,542,071.16
	2017					2,073,924.48	-----	-----	-287,439.73	-----	2,361,364.21
	2016					1,852,284.75	-----	-1,218,000.00	398,598.30	235,686.45	-----
	Subtotal		075	0889	000	174,736,235.86	174,411,000.00	-1,218,000.00	159,157,616.05	235,686.45	188,535,933.36
National Institute on Deafness and Other Communication Disorders, National Institutes of Health, Health and Human Services Fund Resources:											
Undisbursed Funds											
	2021		075	0890	000	-----	496,578,000.00	-----	127,140,799.44	-----	369,437,200.56
	2020					360,487,817.85	-----	-----	237,719,398.30	-----	122,768,419.55
	2019					97,978,576.29	-----	-----	76,889,388.44	-----	21,089,187.85
	2018					18,386,679.13	-----	-----	10,153,386.56	-----	8,233,292.57
	2017					5,241,561.41	-----	-----	873,794.54	-----	4,367,766.87
	2016					3,430,320.75	-----	-2,500,000.00	266,379.39	663,941.36	-----
	2015					826,028.50	-----	-----	-----	826,028.50	-----

Footnotes at End of Chapter

Appropriations, Outlays, and Balances - Continued

Appropriation or Fund Account Title	Account Symbol				Balances, Beginning of Fiscal Year	Appropriations and Other Obligational Authority ¹	Transfers Borrowings and Investment (Net) ²	Outlays (Net)	Balances Withdrawn and Other Transactions ³	Balances, End of Fiscal Year	
	Period of Availability	ATA	AID	MAIN SUB							
	Subtotal		075	0890	000	486,350,983.93	496,578,000.00	-2,500,000.00	453,043,146.67	1,489,969.86	525,895,867.40
National Human Genome Research Institute, National Institutes of Health, Health and Human Services Fund Resources:											
Undisbursed Funds	2021		075	0891	000	-----	614,163,000.00	-----	180,556,048.43	-----	433,606,951.57
	2020					401,863,613.56	-----	-----	282,811,278.37	-----	119,052,335.19
	2019					87,088,779.99	-----	-----	76,831,757.71	-----	10,257,022.28
	2018					9,351,740.26	-----	-----	3,315,254.91	-----	6,036,485.35
	2017					5,636,358.49	-----	-----	764,321.95	-----	4,872,036.54
	2016-2017					144,559.95	-----	-----	-----	-----	144,559.95
	2016					3,880,143.09	-----	-1,450,000.00	688,292.58	1,741,850.51	-----
	2015-2016					0.74	-----	-----	-----	0.74	-----
	Subtotal		075	0891	000	507,965,196.08	614,163,000.00	-1,450,000.00	544,966,953.95	1,741,851.25	573,969,390.88
National Institute of Mental Health, National Institutes of Health, Health and Human Services Fund Resources:											
Undisbursed Funds	2021		075	0892	000	-----	2,049,736,000.00	-----	493,424,927.92	-----	1,556,311,072.08
	2020					1,503,306,052.63	-----	-----	947,475,145.46	-----	555,830,907.17
	2019					404,641,616.62	-----	-----	309,091,926.36	-----	95,549,690.26
	2018					71,674,981.33	-----	-----	35,961,871.59	-----	35,713,109.74
	2017					26,970,884.00	-----	-----	7,772,338.21	-----	19,198,545.79
	2016					14,663,669.51	-----	-13,900,000.00	-56,033.36	819,702.87	-----
	2015					1,486,220.54	-----	-----	30,511.76	1,455,708.78	-----
	No Year					121,163,558.63	50,000,000.00	-----	47,274,131.90	-----	123,889,426.73
	Subtotal		075	0892	000	2,143,906,983.26	2,099,736,000.00	-13,900,000.00	1,840,974,819.84	2,275,411.65	2,386,492,751.77
National Institute on Drug Abuse, National Institutes of Health, Health and Human Services Fund Resources:											
Undisbursed Funds	2021		075	0893	000	-----	1,475,867,000.00	-----	275,284,951.52	-----	1,200,582,048.48
	2020					1,176,330,640.16	-----	-----	617,935,231.66	-----	558,395,408.50
	2019					455,395,783.93	-----	-----	310,516,111.23	-----	144,879,672.70
	2018-2019					136,250,365.19	-----	-----	90,395,805.23	-----	45,854,559.96
	2018					61,208,588.96	-----	-----	35,939,596.55	-----	25,268,992.41
	2017					22,132,014.58	-----	-----	5,751,438.77	-----	16,380,575.81
	2016					10,807,942.03	-----	-5,000,000.00	3,257,094.85	-----	⁵ 2,550,847.18
	2015					3,596,286.80	-----	-----	597,471.88	2,998,814.92	-----
	No Year					3,601.06	-----	-----	-7,220,669.11	-----	7,224,270.17
	Subtotal		075	0893	000	1,865,725,222.71	1,475,867,000.00	-5,000,000.00	1,332,457,032.58	2,998,814.92	2,001,136,375.21
National Institute on Alcohol Abuse and Alcoholism, National Institutes of Health, Health and Human Services Fund Resources:											
Undisbursed Funds	2021		075	0894	000	-----	553,216,000.00	-----	134,061,181.26	-----	419,154,818.74
	2020					411,249,455.08	-----	-----	251,041,019.89	-----	160,208,435.19
	2019					137,161,515.08	-----	-----	109,159,659.27	-----	28,001,855.81
	2018					21,910,375.47	-----	-----	12,719,334.94	-----	9,191,040.53

Footnotes at End of Chapter

Appropriations, Outlays, and Balances - Continued

Appropriation or Fund Account Title	Account Symbol				Balances, Beginning of Fiscal Year	Appropriations and Other Obligational Authority ¹	Transfers Borrowings and Investment (Net) ²	Outlays (Net)	Balances Withdrawn and Other Transactions ³	Balances, End of Fiscal Year
	Period of Availability	ATA	AID	MAIN						
	2017				12,868,722.50	-----	-----	2,220,902.38	-----	10,647,820.12
	2016				2,380,478.01	-----	-1,500,000.00	379,298.97	-----	⁵ 501,179.04
	Subtotal		075	0894	000	585,570,546.14	553,216,000.00	-1,500,000.00	509,581,396.71	627,705,149.43
National Center for Complementary and Integrative Health, National Institutes of Health, Health and Human Services Fund Resources:										
Undisbursed Funds	2021		075	0896	000	-----	153,616,000.00	-----	38,742,045.44	114,873,954.56
	2020					114,478,311.22	-----	-----	63,856,313.67	50,621,997.55
	2019					44,871,604.07	-----	-----	36,000,901.57	8,870,702.50
	2018					7,778,381.18	-----	-----	4,173,571.45	3,604,809.73
	2017					866,588.54	-----	-----	112,834.90	753,753.64
	2016					171,418.33	-----	-----	2,994.00	-----
	Subtotal		075	0896	000	168,166,303.34	153,616,000.00	-----	142,888,661.03	168,424.33
National Institute on Minority Health and Health Disparities, National Institutes of Health, Health and Human Services Fund Resources:										
Undisbursed Funds	2021		075	0897	000	-----	390,413,000.00	-----	51,880,419.49	338,532,580.51
	2020					280,294,213.97	-----	-----	147,846,503.71	132,447,710.26
	2019					111,011,046.94	-----	-----	91,105,597.46	19,905,449.48
	2018					16,949,967.58	-----	-----	12,307,325.40	4,642,642.18
	2017					2,363,919.43	-----	-----	2,410,127.17	⁶ -46,207.74
	2016					6,351,694.35	-----	-4,750,000.00	870,432.45	-----
	Subtotal		075	0897	000	416,970,842.27	390,413,000.00	-4,750,000.00	306,420,405.68	731,261.90
National Institute of Biomedical Imaging and Bioengineering, National Institutes of Health, Health and Human Services Fund Resources:										
Undisbursed Funds	2020-2024		075	0898	000	59,044,504.13	-----	-----	10,873,229.71	48,171,274.42
	2021					-----	409,493,000.00	-----	81,309,039.23	328,183,960.77
	2020					326,725,823.05	-----	-----	205,312,171.71	121,413,651.34
	2019					101,220,329.86	-----	-----	78,176,329.09	23,044,000.77
	2018					15,684,270.68	-----	-----	10,255,244.74	5,429,025.94
	2017					3,561,114.68	-----	-----	903,994.89	2,657,119.79
	2016					1,703,780.40	-----	-656,000.00	435,468.07	⁶ 612,312.33
	No Year					406,014,846.37	-----	-78,272,687.00	225,620,749.37	102,121,410.00
	Subtotal		075	0898	000	913,954,669.17	409,493,000.00	-78,928,687.00	612,886,226.81	631,632,755.36
Special Fund Accounts										
Cooperative Research and Development Agreements, National Institutes of Health, Health and Human Services Fund Resources:										
Undisbursed Funds	No Year		075	5145	000	133,985,682.46	53,660,135.71	-----	43,408,628.26	144,237,189.91
NIH Innovation, CURES Act, National Institutes of Health, Health and Human Services Fund Resources:										
Undisbursed Funds	No Year		075	5628	000	309,048,660.22	109,000,000.00	-----	167,521,255.49	250,527,404.73
Management Funds										

Footnotes at End of Chapter

Appropriations, Outlays, and Balances - Continued

Appropriation or Fund Account Title	Account Symbol				Balances, Beginning of Fiscal Year	Appropriations and Other Obligational Authority ¹	Transfers Borrowings and Investment (Net) ²	Outlays (Net)	Balances Withdrawn and Other Transactions ³	Balances, End of Fiscal Year	
	Period of Availability	ATA	AID	MAIN							SUB
Management Fund, National Institutes of Health, Health and Human Services Fund Resources: Undisbursed Funds	2021-2023		075	3966	000	-----	-----	-----	-----	117,760,947.57	
	2021-2022					-----	-----	-----	-----	217,539,798.88	
	2020-2022					45,985,750.71	-----	-----	-----	37,626,641.58	
	2020-2021					203,547,076.56	-----	-----	-----	29,747,143.52	
	2019-2021					78,854,909.11	-----	-----	-----	38,646,577.33	
	2019-2020					20,889,367.31	-----	-----	-----	7,442,852.18	
	2018-2020					37,292,812.71	-----	-----	-----	11,562,109.22	
	2018-2019					17,383,473.41	-----	-----	-----	14,852,116.99	
	2017-2019					40,997,720.85	-----	-----	-----	37,789,433.87	
	2017-2018					8,394,302.07	-----	-----	-----	8,198,827.39	
	2016-2018					51,753,539.72	-----	-----	-----	35,397,903.79	
	2016-2017					4,456,796.97	-----	-----	-----	4,412,639.57	
	2015-2017					6,435,438.65	-----	-----	-----	6,435,942.18	
	2015-2016					4,521,450.54	-----	-----	4,522,149.07	-----	
	2014-2016					4,897,508.98	-----	-----	4,749,537.31	-----	
	No Year					5,411,083.89	-----	-----	-----	2,460,532.90	
	Subtotal		075	3966	000	530,821,231.48	-----	-----	9,271,686.38	569,873,466.97	
Intragovernmental Funds											
Service and Supply Fund, National Institutes of Health, Health and Human Services Fund Resources: Undisbursed Funds	No Year		075	4554	000	1,850,348,721.26	-----	-----	-----	1,946,469,747.76	
Total, National Institutes of Health						49,785,495,302.80	42,184,994,269.71	-1,058,811,806.00	38,867,653,365.88	60,139,862.36	51,983,884,538.27
Substance Abuse and Mental Health Services Administration											
General Fund Accounts											
Health Surveillance and Program Support, Substance Abuse and Mental Health Services Administration, Health and Human Services Fund Resources: Undisbursed Funds	2021		075	1362	000	-----	4,378,443,222.00	-----	233,442,020.71	-----	4,145,001,201.29
	2020-2021					406,953,723.44	-----	-----	190,983,958.08	-----	215,969,765.36
	2020					53,636,838.78	-----	-----	43,813,135.37	-----	9,823,703.41
	2019-2020					98,034,429.90	-----	-----	29,788,251.31	-----	68,246,178.59
	2018-2020					11,561,707.42	-----	-----	2,700,457.67	-----	8,861,249.75
	2019					21,333,007.09	-----	-----	12,182,874.50	-----	9,150,132.59
	2018					9,017,888.99	-----	-----	12,683.47	-----	9,005,205.52
	2017					4,029,929.34	-----	-----	57,144.62	-----	3,972,784.72
	2016-2017					273,127.16	-----	-----	-----	-----	273,127.16
	2016					9,148,178.41	-----	-7,316,111.12	1,470,310.13	361,757.16	-----
	2015-2016					383,514.65	-----	-383,514.65	-----	-----	-----
	No Year					404,527.23	80,000,000.00	-----	3,162,393.19	-----	77,242,134.04

Footnotes at End of Chapter

Appropriations, Outlays, and Balances - Continued

Appropriation or Fund Account Title	Account Symbol				Balances, Beginning of Fiscal Year	Appropriations and Other Obligational Authority ¹	Transfers Borrowings and Investment (Net) ²	Outlays (Net)	Balances Withdrawn and Other Transactions ³	Balances, End of Fiscal Year
	Period of Availability	ATA	AID	MAIN						
Subtotal		075	1362	000	614,776,872.41	4,458,443,222.00	-7,699,625.77	517,613,229.05	361,757.16	4,547,545,482.43
Mental Health, Substance Abuse and Mental Health Services Administration, Health and Human Services Fund Resources:										
Undisbursed Funds	2021-2023		075	1363	000	249,249,440.00	-----	13,596,944.49	-----	235,652,495.51
	2020-2022					188,956,456.03	-----	147,122,250.59	-----	41,834,205.44
	2021					-----	1,504,704,907.00	-----	-----	1,204,635,579.45
	2019-2021					66,788,194.60	-----	38,362,724.99	-----	28,425,469.61
	2020					1,210,470,940.64	-----	764,718,122.69	-----	445,752,817.95
	2018-2020					3,970,268.11	-----	2,247,338.82	-----	1,722,929.29
	2019					432,187,833.69	-----	328,185,960.88	-----	104,001,872.81
	2018					118,220,803.61	-----	27,071,870.74	-----	91,148,932.87
	2017					88,652,568.75	-----	6,686,222.95	-----	81,966,345.80
	2016					56,147,389.45	-----	-50,588,007.17	773,770.84	-----
	No Year					18,958,353.43	1,992,000,000.00	-----	12,683,308.37	1,998,275,045.06
	Subtotal		075	1363	000	2,184,352,808.31	3,745,954,347.00	-50,588,007.17	1,645,529,683.51	773,770.84
Substance Abuse Treatment, Substance Abuse and Mental Health Administration, Health and Human Services Fund Resources:										
Undisbursed Funds	2021		075	1364	000	-----	3,761,601,749.00	-----	575,996,504.76	3,185,605,244.24
	2020					3,223,810,436.26	-----	1,913,167,327.65	-----	1,310,643,108.61
	2019					1,447,146,453.37	-----	981,050,432.09	-----	466,096,021.28
	2018					140,481,032.57	-----	73,613,624.65	-----	66,867,407.92
	2017					69,834,602.75	-----	6,984,881.46	-----	62,849,721.29
	2016					47,663,856.02	-----	-43,171,416.38	1,190,767.71	-----
	No Year					47,254,614.98	1,500,000,000.00	-----	861,357.33	1,546,393,257.65
	Subtotal		075	1364	000	4,976,190,995.95	5,261,601,749.00	-43,171,416.38	3,554,975,799.87	1,190,767.71
Substance Abuse Prevention, Substance Abuse and Mental Health Administration, Health and Human Services Fund Resources:										
Undisbursed Funds	2021		075	1365	000	-----	208,219,000.00	-----	5,447,302.78	202,771,697.22
	2020					200,281,338.20	-----	98,372,051.63	-----	101,909,286.57
	2019					100,670,157.38	-----	67,181,355.38	-----	33,488,802.00
	2018					46,667,534.02	-----	15,889,938.77	-----	30,777,595.25
	2017					20,426,692.60	-----	3,327,865.55	-----	17,098,827.05
	2016					10,375,434.68	-----	-8,300,119.73	1,251,046.96	-----
	Subtotal		075	1365	000	378,421,156.88	208,219,000.00	-8,300,119.73	191,042,782.10	1,251,046.96
Total, Substance Abuse and Mental Health Services Administration						8,153,741,833.55	13,674,218,318.00	-109,759,169.05	5,909,161,494.53	3,577,342.67
Agency for Healthcare Research and Quality										
General Fund Accounts										
Healthcare Research and Quality, Agency for Healthcare Research and Quality, Health and Human Services Fund Resources:										
Undisbursed Funds	2021		075	1700	000	-----	336,985,242.00	-----	135,491,599.43	201,493,642.57
	2020					213,302,908.80	-----	143,178,954.61	-----	70,123,954.19

Footnotes at End of Chapter

Appropriations, Outlays, and Balances - Continued

Appropriation or Fund Account Title	Account Symbol				Balances, Beginning of Fiscal Year	Appropriations and Other Obligational Authority ¹	Transfers Borrowings and Investment (Net) ²	Outlays (Net)	Balances Withdrawn and Other Transactions ³	Balances, End of Fiscal Year	
	Period of Availability	ATA	AID	MAIN							SUB
	2019-2020				-53,881.72	-----	-----	-53,881.72	-----	-----	
	2019				62,875,714.47	-----	-----	41,460,810.10	-----	21,414,904.37	
	2018-2019				-98,472.84	-----	-----	-98,472.60	-----	⁶ -0.24	
	2018				19,714,289.17	-----	-----	8,355,030.97	-----	11,359,258.20	
	2017-2018				-117,975.53	-----	-----	-118,886.73	-----	911.20	
	2017				9,465,612.64	-----	-----	2,096,388.38	-----	7,369,224.26	
	2016				9,660,980.93	-----	-8,794,461.27	779,116.10	87,403.56	-----	
	2015-2016				336.00	-----	-----	336.00	-----	-----	
	No Year				26,749,873.00	-----	-----	-1,562,255.44	-----	28,312,128.44	
	Subtotal		075	1700	000	341,499,384.92	336,985,242.00	-8,794,461.27	329,528,739.10	87,403.56	340,074,022.99
Total, Agency for Healthcare Research and Quality						341,499,384.92	336,985,242.00	-8,794,461.27	329,528,739.10	87,403.56	340,074,022.99
Centers for Medicare and Medicaid Services											
General Fund Accounts											
Health Insurance Consumer Information, Office of the Secretary, Health and Human Services											
Fund Resources:											
Transfer To:											
Centers for Medicare and Medicaid Services, Health and Human Services	No Year	075	075	0111	005	1,968,974.58	-----	-----	1,017.37	-----	1,967,957.21
Rate Review Grants, Office of the Secretary, Health and Human Services											
Fund Resources:											
Transfer To:											
Centers for Medicare and Medicaid Services, Health and Human Services	No Year	075	075	0112	005	⁷ 34,166,374.37	-----	-----	2,624,332.99	-----	31,542,041.38
Pre-Existing Condition Insurance Plan Program, Office of the Secretary, Health and Human Services											
Fund Resources:											
Undisbursed Funds											
No Year		075	0113	000	2,201,308.25	-----	-1,469,970.93	731,337.32	-----	-----	
Transfer To:											
Centers for Medicare and Medicaid Services, Health and Human Services	No Year	075	075	0113	005	209,020,690.38	-----	1,469,970.93	52,958,636.46	-----	157,532,024.85
Subtotal		075	0113	000	211,221,998.63	-----	-----	53,689,973.78	-----	157,532,024.85	
Early Retiree Reinsurance Program, Office of the Secretary, Health and Human Services											
Fund Resources:											
Undisbursed Funds											
No Year		075	0114	000	558,450.78	-----	-558,450.78	-----	-----	-----	
Transfer To:											
Centers for Medicare and Medicaid Services, Health and Human Services	No Year	075	075	0114	005	36,129,111.97	-----	558,450.78	117,982.57	-----	36,569,580.18
Subtotal		075	0114	000	36,687,562.75	-----	-----	117,982.57	-----	36,569,580.18	
Affordable Insurance Exchange Grants, Centers for Medicare and Medicaid Services, Health and Human Services											
Fund Resources:											
Undisbursed Funds											
2021-2022		075	0115	000	-----	20,000,000.00	-----	-----	-----	20,000,000.00	
2018					25,572.46	-25,572.46	-----	-----	-----	-----	

Footnotes at End of Chapter

Appropriations, Outlays, and Balances - Continued

Appropriation or Fund Account Title	Account Symbol				Balances, Beginning of Fiscal Year	Appropriations and Other Obligational Authority ¹	Transfers Borrowings and Investment (Net) ²	Outlays (Net)	Balances Withdrawn and Other Transactions ³	Balances, End of Fiscal Year
	Period of Availability	ATA	AID	MAIN						
	2017				156,427.73	-154,489.73	-----	-----	-----	1,938.00
	2016				68,214.78	-----	-----	-----	68,214.78	-----
	Subtotal		075	0115	250,214.97	19,819,937.81	-----	-----	68,214.78	20,001,938.00
Consumer Operated and Oriented Plan Program Account, Centers for Medicare and Medicaid Services, Health and Human Services Fund Resources:										
Undisbursed Funds	No Year		075	0118	2,315,266.57	-----	-----	830,680.32	-----	1,484,586.25
Medicare Health Information Technology Incentive Payments - Recovery Act, Centers for Medicare and Medicaid Services, Health and Human Services Fund Resources:										
Undisbursed Funds	No Year		075	0508	13,657,919.82	-----	-----	-2,272,647.11	-----	15,930,566.93
Patient Protection and Affordable Care - Program Management, Centers for Medicare and Medicaid, Health and Human Services Fund Resources:										
Undisbursed Funds	2016		075	0509	0.01	-----	-----	0.01	-----	-----
	No Year				135,444,905.93	-----	-----	17,112,640.41	-----	118,332,265.52
	Subtotal		075	0509	135,444,905.94	-----	-----	17,112,640.42	-----	118,332,265.52
Program Management - Recovery Act, Centers for Medicare and Medicaid Services, Health and Human Services Fund Resources:										
Undisbursed Funds	No Year		075	0510	104,995,162.24	-----	-----	19,884,389.72	-----	85,110,772.52
Program Management, Centers for Medicare and Medicaid Services, Health and Human Services Fund Resources:										
Undisbursed Funds	2020-2023		075	0511	187,644,068.92	-----	-----	72,923,561.91	-----	114,720,507.01
	2021-2022				-----	-----	-----	-23,016,696.23	-----	23,016,696.23
	2018-2022				-----	-----	-----	-3,563,944.49	-----	3,563,944.49
	2017-2022				55,435,430.42	-----	-----	15,206,297.16	-----	40,229,133.26
	2016-2022				1,218,655.48	-----	-----	-141,032.07	-----	1,359,687.55
	2015-2022				806,919.08	-----	-----	777,361.96	-----	29,557.12
	2021				-----	-8,933,143.00	-----	⁸ -43,521,136.77	-----	34,587,993.77
	2016-2021				38,700,933.18	-----	-----	2,844,973.64	-----	35,855,959.54
	2020				65,830,056.56	-----	-----	⁹ 21,835,316.84	-----	43,994,739.72
	2015-2020				34,547,946.03	-----	-----	96,153.62	-----	34,451,792.41
	2019				62,271,511.89	-----	-----	¹⁰ 41,430,632.41	-----	20,840,879.48
	2017-2019				474,735.29	-----	-----	-176.52	-----	474,911.81
	2014-2019				17,567,014.60	-----	-----	-433,337.17	-----	18,000,351.77
	2018				9,875,215.57	-----	-----	-2,798,311.82	-----	12,673,527.39
	2017-2018				1,000,000.02	-----	-----	-----	-----	1,000,000.02
	2016-2018				2,681,104.72	-----	-----	-28,768.54	-----	2,709,873.26
	2015-2018				1,489,214.04	-----	-----	-9,664.54	-----	1,498,878.58
	2013-2018				8,481,606.53	-----	-----	-----	-----	8,481,606.53
	2017				9,835,418.09	-----	-----	-1,425,163.77	-----	11,260,581.86
	2012-2017				25,110,956.85	-----	-----	19.35	-----	25,110,937.50
	2016				19,179,064.56	-----	-----	19,179,064.56	-----	-----

Footnotes at End of Chapter

Appropriations, Outlays, and Balances - Continued

Appropriation or Fund Account Title	Account Symbol				Balances, Beginning of Fiscal Year	Appropriations and Other Obligational Authority ¹	Transfers Borrowings and Investment (Net) ²	Outlays (Net)	Balances Withdrawn and Other Transactions ³	Balances, End of Fiscal Year	
	Period of Availability	ATA	AID	MAIN							SUB
	No Year				3,186,252,906.99	500,000,000.00	-----	-573,230,777.20	-----	4,259,483,684.19	
	Subtotal		075	0511	000	3,728,402,758.82	-----	-473,875,627.67	-----	4,693,345,243.49	
Grants to States for Medicaid, Centers for Medicare and Medicaid Services, Health and Human Services Fund Resources:											
Undisbursed Funds	No Year		075	0512	000	69,359,732,637.96	515,678,733,262.75	20,074,547.57	515,811,046,055.02	-----	69,247,494,393.26
Transfer To:											
Center for Disease Control	No Year	075	075	0512	009	1,764,233,391.54	3,805,125,000.95	-20,074,547.57	4,774,850,328.81	-----	774,433,516.11
	Subtotal		075	0512	000	71,123,966,029.50	519,483,858,263.70	-----	520,585,896,383.83	-----	70,021,927,909.37
Payments for Credits Against Health Care Contributions, Centers for Medicare and Medicaid Services, Health and Human Services Fund Resources:											
Undisbursed Funds	No Year		075	0513	000	-----	883.06	-----	883.06	-----	-----
State Children's Health Insurance Fund, Centers for Medicare and Medicaid Services, Health and Human Services Fund Resources:											
Undisbursed Funds	2021		075	0515	000	-----	23,800,000,000.00	-----	9,671,390,385.11	-----	14,128,609,614.89
	2020					8,546,510,021.20	-----	-----	6,434,866,581.29	-----	2,111,643,439.91
	2019					3,253,349,350.56	-----	-----	16,831,949.47	-----	3,236,517,401.09
	2018					1,059,153,409.60	-----	-----	-----	-----	1,059,153,409.60
	2017					79,807,321.36	-----	-----	23.36	-----	79,807,298.00
	2016					5,278,070,862.67	-----	-----	-----	5,278,070,862.67	-----
	No Year					12,322,136,230.28	-2,000,000,000.00	522,713.20	-29,929,085.62	-----	10,352,588,029.10
	Subtotal		075	0515	000	30,539,027,195.67	21,800,000,000.00	522,713.20	16,093,159,853.61	5,278,070,862.67	30,968,319,192.59
State Grants and Demonstration, Centers for Medicare and Medicaid Services, Health and Human Services Fund Resources:											
Undisbursed Funds	2021-2023		075	0516	000	-----	422,451,101.00	-----	-----	-----	422,451,101.00
	2018-2023					102,221,998.91	-----	-----	20,183,803.96	-----	82,038,194.95
	2016-2023					-----	-----	9,513,187.07	-----	-----	9,513,187.07
	2015-2023					-----	-----	82,482.64	-----	-----	82,482.64
	2014-2023					-----	-----	13,208,454.76	-----	-----	13,208,454.76
	2013-2023					-----	-----	15,485,269.81	-----	-----	15,485,269.81
	2008-2023					-----	-----	98,711.96	-----	-----	98,711.96
	2020-2021					337,500,000.00	-----	-----	32,015,188.14	-----	305,484,811.86
	2019-2021					223,956,102.29	-----	-----	69,064,857.53	-----	154,891,244.76
	2016-2021					18,371,536.27	-----	46,587,335.75	37,411,068.26	-----	27,547,803.76
	2015-2021					9,609,213.39	-----	99,922,713.96	22,967,743.87	-----	86,564,183.48
	2014-2021					4,719,466.25	-----	45,224,473.47	8,408,864.90	-----	41,535,074.82
	2013-2021					1,427,673.56	-----	37,829,781.96	17,557,577.96	-----	21,699,877.56
	2010-2021					67.00	-----	-----	-----	-----	67.00
	2009-2021					410,511.89	-----	142,281.97	410,511.66	-----	142,282.20
	2008-2021					1,166,282.52	-----	129.03	1,166,272.15	-----	139.40
	2007-2021					51,850.01	-----	2,533.94	51,849.58	-----	2,534.37
	2016-2017					2,767,498.29	-----	-----	-----	-----	2,767,498.29

Footnotes at End of Chapter

Appropriations, Outlays, and Balances - Continued

Appropriation or Fund Account Title	Account Symbol				Balances, Beginning of Fiscal Year	Appropriations and Other Obligational Authority ¹	Transfers Borrowings and Investment (Net) ²	Outlays (Net)	Balances Withdrawn and Other Transactions ³	Balances, End of Fiscal Year	
	Period of Availability	ATA	AID	MAIN							SUB
	2016				57,735,023.18	-----	-56,100,522.82	1,634,500.36	-----	-----	
	2015-2016				112,069,402.54	-----	-100,005,196.60	12,064,205.94	-----	-----	
	2014-2016				69,203,865.17	-----	-58,432,928.23	10,770,936.94	-----	-----	
	2013-2016				72,264,031.25	-----	-53,315,051.77	18,948,979.48	-----	-----	
	2012-2016				1,168,761.05	-----	-----	1,168,761.00	0.05	-----	
	2011-2016				1,158,583.13	-----	-----	1,486.64	1,157,096.49	-----	
	2010-2016				-7,892.93	-----	-----	-7,892.93	-----	-----	
	2009-2016				550,803.49	-----	-142,281.97	33,280.76	375,240.76	-----	
	2008-2016				127,555.41	-----	-98,840.99	14,539.69	14,174.73	-----	
	2007-2016				56,125.61	-----	-2,533.94	-286.08	53,877.75	-----	
	No Year				431,878,193.40	103,365,354.00	-----	105,489,465.09	-----	429,754,082.31	
	Subtotal		075	0516	000	1,448,406,651.68	525,816,455.00	0.00	359,355,714.90	1,600,389.78	1,613,267,002.00
Grants to States for Medicaid - Recovery Act, Centers for Medicare and Medicaid Services, Health and Human Services Fund Resources:											
Undisbursed Funds	No Year		075	0518	000	396,957,083.20	-----	-----	2,471,646.32	-----	394,485,436.88
Quality Improvements Organizations, Centers for Medicare and Medicaid, Health and Human Services Fund Resources:											
Undisbursed Funds	2021		075	0519	000	-----	-----	-----	3,525,833.66	-----	⁶ -3,525,833.66
	2020					20,789,281.16	-----	-----	-5,142,830.46	-----	25,932,111.62
	2019					17,653,799.16	-----	-----	-8,692,098.97	-----	26,345,898.13
	2018					4,085,056.31	-----	-----	-140,005.39	-----	4,225,061.70
	2017					12,772,286.02	-----	-----	-58,556.71	-----	12,830,842.73
	2016					13,631,862.80	-----	-----	13,631,862.80	-----	-----
	No Year					-----	200,000,000.00	-----	-----	-----	200,000,000.00
	Subtotal		075	0519	000	68,932,285.45	200,000,000.00	-----	3,124,204.93	-----	265,808,080.52
Centers for Medicare and Medicaid Innovation, Centers for Medicare and Medicaid, Health and Human Services Fund Resources:											
Undisbursed Funds	No Year		075	0522	000	11,487,661,393.32	-----	-----	727,560,665.72	-----	10,760,100,727.60
Consumer Operated Oriented Plan Program Contingency Fund, Centers for Medicare and Medicaid Services, Health and Human Services Fund Resources:											
Undisbursed Funds	No Year		075	0524	000	⁷ 1,583,762.37	-----	-----	670,936.72	-----	912,825.65
Payments to Healthcare Trust Funds, Center for Medicare and Medicaid Services, Health and Human Services Fund Resources:											
Undisbursed Funds	2021		075	0580	000	-----	492,488,727,005.18	-----	418,728,794,365.46	-----	73,759,932,639.72
	2020					44,055,840,927.01	-----	-----	167,203,528.00	-----	43,888,637,399.01
	2019					38,185,447,196.58	-----	-----	48,399,168.00	-----	38,137,048,028.58
	2018					12,101,578,042.15	-----	-----	63,859,959.00	-----	12,037,718,083.15
	2017					6,315,207,187.30	-1,154,004,000.00	-----	-4,505,539,273.26	-----	9,666,742,460.56
	2016					3,654,873,247.88	-----	-----	-21,646,687.00	3,676,519,934.88	-----

Footnotes at End of Chapter

Appropriations, Outlays, and Balances - Continued

Appropriation or Fund Account Title	Account Symbol				Balances, Beginning of Fiscal Year	Appropriations and Other Obligational Authority ¹	Transfers Borrowings and Investment (Net) ²	Outlays (Net)	Balances Withdrawn and Other Transactions ³	Balances, End of Fiscal Year	
	Period of Availability	ATA	AID	MAIN							SUB
Subtotal			075	0580	000	104,312,946,600.92	491,334,723,005.18	-----	414,481,071,060.20	3,676,519,934.88	177,490,078,611.02
Taxation on OASDI Benefits, HI, Centers for Medicare and Medicaid Services, Health and Human Services Fund Resources: Undisbursed Funds	No Year		075	0585	000	-----	24,975,000,000.00	-----	24,975,000,000.00	-----	-----
Payments to Federal Hospital Insurance Trust Fund, Health Care Fraud and Abuse, Health and Human Services Fund Resources: Undisbursed Funds	2021		075	1806	000	-----	217,527,368.01	-----	217,527,368.01	-----	-----
Special Fund Accounts											
Child Enrollment Contingency Fund, Centers for Medicare and Medicaid Services, Health and Human Services Fund Resources: Undisbursed Funds	No Year		075	5551	000	11,315,041,195.16	4,974,076,879.99	-522,713.20	-----	-----	16,288,595,361.95
Risk Adjustment Program Payments, Centers for Medicare and Medicaid Services, Health and Human Services Fund Resources: Undisbursed Funds	No Year		075	5733	000	3,811,790,234.18	6,886,958,861.20	-----	6,975,342,833.51	-----	3,723,406,261.87
Transitional Reinsurance Program, Centers for Medicare and Medicaid Services, Health and Human Services Fund Resources: Undisbursed Funds	No Year		075	5735	000	219,218,373.67	980,688.56	-----	-5,521,634.93	-----	225,720,697.16
Trust Fund Accounts											
Federal Supplementary Medical Insurance Trust Fund-Treasury Managed, Health and Human Services Fund Resources: Undisbursed Funds	No Year		075	8004	000	2,496,135,405.65	53,528,953,043.57	-83,200,100,000.00	4,992,446,346.37	-----	⁶ -32,167,457,897.15
Transfer To:											
Health and Human Services	No Year	075	075	8004	000	19,613,429.52	412,065,461,608.09	-----	411,945,933,933.11	-----	139,141,104.50
Investments in US Treasury Securities						87,477,059,000.00	-----	83,200,100,000.00	-----	-----	170,677,159,000.00
Subtotal			075	8004	000	89,992,807,835.17	465,594,414,651.66	-----	416,938,380,279.48	-----	138,648,842,207.35
Federal Hospital Insurance Trust Fund - Treasury Managed, Health and Human Services Fund Resources: Undisbursed Funds	No Year		075	8005	000	15,582,176.49	5,844,159,244.72	-2,432,951,000.00	3,412,126,252.78	-----	14,664,168.43
Transfer To:											
Health and Human Services	No Year	075	075	8005	000	546,191,031.42	353,647,210,910.68	-----	354,273,531,301.83	-----	⁶ -80,129,359.73
Investments in US Treasury Securities						133,734,724,000.00	-----	2,432,951,000.00	-----	-----	136,167,675,000.00
Subtotal			075	8005	000	134,296,497,207.91	359,491,370,155.40	-----	357,685,657,554.61	-----	136,102,209,808.70
Medicare Prescription Drug Account, Centers for Medicare and Medicaid Services, Health and Human Services Fund Resources: Undisbursed Funds	No Year		075	8308	000	70,016,392.58	98,700,352,066.58	-----	98,618,566,516.91	-----	151,801,942.25
Health Care Fraud and Abuse Control Account, Health and Human Services Fund Resources: Undisbursed Funds	2021-2022		075	8393	000	-----	197,587,671.05	-----	176,414,237.58	-----	21,173,433.47
	2020-2021					19,939,951.10	391,798,297.71	-----	389,961,440.71	-----	21,776,808.10
	2019-2020					10,667,175.60	201,565,800.45	-----	192,729,559.42	-----	19,503,416.63

Footnotes at End of Chapter

Appropriations, Outlays, and Balances - Continued

Appropriation or Fund Account Title	Account Symbol				Balances, Beginning of Fiscal Year	Appropriations and Other Obligational Authority ¹	Transfers Borrowings and Investment (Net) ²	Outlays (Net)	Balances Withdrawn and Other Transactions ³	Balances, End of Fiscal Year	
	Period of Availability	ATA	AID	MAIN							SUB
	2018-2019				7,704,550.63	25,359,709.61	-----	10,380,453.67	-----	22,683,806.57	
	2017-2018				7,842,009.00	2,440,291.74	-----	2,440,285.49	-----	7,842,015.25	
	2016-2017				6,107,379.21	3,423,688.74	-----	6,012,348.63	-----	3,518,719.32	
	2015-2016				699,018.05	-382,841.11	-----	316,176.94	-----	-----	
	No Year				11,638,547.07	1,396,846,294.57	-----	1,339,761,199.96	-----	68,723,641.68	
	Subtotal		075	8393	000	64,598,630.66	2,218,638,912.76	2,118,015,702.40	-----	165,221,841.02	
Total, Centers for Medicare and Medicaid Services						463,418,562,010.13	1,996,914,604,985.91	1,859,394,392,711.67	8,956,259,402.11	591,982,514,882.26	
Administration for Children and Families											
General Fund Accounts											
Payments to States for Child Support Enforcement and Family Support Programs, Administration for Children and Families, Health and Human Services											
Fund Resources:											
Undisbursed Funds	No Year		075	1501	000	1,804,346,167.50	3,898,741,567.87	-----	4,157,556,078.35	-----	1,545,531,657.02
Low Income Home Energy Assistance, Administration for Children and Families, Health and Human Services											
Fund Resources:											
Undisbursed Funds	2021-2022		075	1502	000	-----	4,500,000,000.00	-----	258,561,885.15	-----	4,241,438,114.85
	2021					-----	3,712,800,960.00	-----	2,243,258,399.46	-----	1,469,542,560.54
	2020-2021					692,619,360.42	-----	1,400,127.00	583,723,508.18	-----	110,295,979.24
	2020					1,374,107,489.19	-----	-1,400,127.00	1,121,988,380.97	-----	250,718,981.22
	2019-2020					947,485.00	-----	-----	696,151.00	-----	251,334.00
	2019					223,049,261.22	-----	-----	189,856,705.39	-----	33,192,555.83
	2018-2019					478,828.00	-----	-----	118,461.00	-----	360,367.00
	2018					24,609,832.76	-----	-----	7,439,838.16	-----	17,169,994.60
	2017-2018					76,385.94	-----	-----	-----	-----	76,385.94
	2017					16,964,538.93	-----	-----	6,027,018.83	-----	10,937,520.10
	2016-2017					572,102.80	-----	-----	31.00	-----	572,071.80
	2016					37,451,235.55	-----	-32,944,274.92	4,506,960.63	-----	-----
	2015-2016					151,730.17	-----	-151,730.17	-----	-----	-----
	No Year					12,642,986.93	-----	-----	468,611.34	-----	12,174,375.59
	Subtotal		075	1502	000	2,383,671,236.91	8,212,800,960.00	-33,096,005.09	4,416,645,951.11	-----	6,146,730,240.71
Refugee and Entrant Assistance, Administration for Children and Families, Health and Human Services											
Fund Resources:											
Undisbursed Funds	2021-2023		075	1503	000	-----	3,780,458,967.00	-----	2,361,723,948.52	-----	1,418,735,018.48
	2021-2022					-----	25,000,000.00	-----	295,888.89	-----	24,704,111.11
	2020-2022					1,588,539,000.51	-----	-----	1,055,617,506.40	-----	532,921,494.11
	2021					-----	319,731,890.00	-----	207,563,373.34	-----	112,168,516.66
	2019-2021					1,974,531,086.94	-----	-----	1,201,100,120.76	-----	773,430,966.18
	2020					39,976,911.91	-----	-----	22,871,507.82	-----	17,105,404.09
	2018-2020					169,054,066.77	-----	-----	56,302,458.18	-----	112,751,608.59
	2019					45,851,628.79	-----	-----	33,271,994.52	-----	12,579,634.27
	2017-2019					67,525,113.59	-----	-----	931,551.37	-----	66,593,562.22

Footnotes at End of Chapter

Appropriations, Outlays, and Balances - Continued

Appropriation or Fund Account Title	Account Symbol				Balances, Beginning of Fiscal Year	Appropriations and Other Obligational Authority ¹	Transfers Borrowings and Investment (Net) ²	Outlays (Net)	Balances Withdrawn and Other Transactions ³	Balances, End of Fiscal Year	
	Period of Availability	ATA	AID	MAIN							SUB
	2018				7,072,982.42	-----	-----	3,865,737.71	-----	3,207,244.71	
	2016-2018				29,216,648.46	-----	-----	2,614,235.18	-----	26,602,413.28	
	2017				7,954,515.61	-----	-----	152,276.19	-----	7,802,239.42	
	2015-2017				57,221,131.30	-----	-----	47,168.13	-----	57,173,963.17	
	2016				1,216,995.14	-----	-1,158,579.78	35,495.64	22,919.72	-----	
	2014-2016				49,479,629.85	-----	-48,050,913.38	-228,854.24	1,657,570.71	-----	
	No Year				12,989,085.66	7,600,889.00	-----	161,937,438.05	-----	⁶ -141,347,463.39	
	Subtotal		075	1503	000	4,050,628,796.95	4,132,791,746.00	-49,209,493.16	5,108,101,846.46	1,680,490.43	3,024,428,712.90
Promoting Safe and Stable Families, Administration for Children and Families, Health and Human Services Fund Resources:											
Undisbursed Funds	2019-2026		075	1512	000	14,624,194.29	-----	-----	513,911.45	-----	14,110,282.84
	2018-2022				8,000,000.00	-----	-----	147,318.00	-----	7,852,682.00	
	2021				-----	567,850,000.00	-----	124,121,581.19	-----	443,728,418.81	
	2020-2021				492,078,842.69	-----	-----	14,537,075.65	-----	477,541,767.04	
	2020				381,007,043.76	-----	-----	250,454,781.15	-----	130,552,262.61	
	2019				129,380,433.51	-----	-----	71,799,182.45	-----	57,581,251.06	
	2018				51,852,520.85	-----	-----	6,916,156.27	-----	44,936,364.58	
	2017				26,695,257.44	-----	-----	145,062.48	-----	26,550,194.96	
	2016				31,011,145.01	-----	-841,400.19	231,755.94	29,937,988.88	-----	
	No Year				196,648,305.97	75,000,000.00	-----	64,391,887.76	-----	207,256,418.21	
	Subtotal		075	1512	000	1,331,297,743.52	642,850,000.00	-841,400.19	533,258,712.34	29,937,988.88	1,410,109,642.11
Payment to States for the Child Care and Development Block Grant, Administration for Children and Families, Health and Human Services Fund Resources:											
Undisbursed Funds	2021-2025		075	1515	000	-----	35,000,000.00	-----	-----	-----	35,000,000.00
	2021-2024				-----	15,000,000.00	-----	-----	-----	-----	15,000,000.00
	2021				-----	54,197,967,588.00	-----	7,047,651,927.24	-----	47,150,315,660.76	
	2020-2021				1,896,975,230.64	-----	213,578.00	1,332,955,102.55	-----	564,233,706.09	
	2019-2021				30,000,000.00	-----	-----	14,486,083.28	-----	15,513,916.72	
	2020				3,327,344,403.68	-----	-520,000.00	2,274,087,982.32	-----	1,052,736,421.36	
	2019				979,427,900.65	-----	-----	770,728,523.90	-----	208,699,376.75	
	2018-2019				1,158,302.04	-----	-----	684,179.94	-----	474,122.10	
	2018				150,243,149.30	-----	-----	54,306,265.25	-----	95,936,884.05	
	2017				15,713,272.93	-----	-----	1,180,460.77	-----	14,532,812.16	
	2016				16,981,616.06	-----	-16,676,744.78	304,871.28	-----	-----	
Transfer To:											
Interior, Bureau of Indian Affairs	2021	014	075	1515	020	-----	630,215,955.00	-----	623,099,427.08	-----	7,116,527.92
	2020-2021					337,915.75	-----	306,422.00	337,915.75	-----	306,422.00
	2020					1,411,989.09	-----	-----	1,411,989.09	-----	-----
	Subtotal		075	1515	000	6,419,593,780.14	54,878,183,543.00	-16,676,744.78	12,121,234,728.45	-----	49,159,865,849.91

Footnotes at End of Chapter

Appropriations, Outlays, and Balances - Continued

Appropriation or Fund Account Title	Account Symbol				Balances, Beginning of Fiscal Year	Appropriations and Other Obligational Authority ¹	Transfers Borrowings and Investment (Net) ²	Outlays (Net)	Balances Withdrawn and Other Transactions ³	Balances, End of Fiscal Year	
	Period of Availability	ATA	AID	MAIN							SUB
Contingency Fund for State Welfare Programs, Administration for Children and Families, Health and Human Services Fund Resources:											
Undisbursed Funds	2021		075	1522	000	-----	608,000,000.00	-----	596,024,939.67	-----	11,975,060.33
	2020					1,592,960.75	-----	-----	1,552,012.80	-----	40,947.95
	2019					20,188,308.00	-----	-----	3,691,852.00	-----	16,496,456.00
	2018					5,127.00	-----	-----	-10,972,194.00	-----	10,977,321.00
	2017					17,654,171.00	-----	-----	-----	-----	17,654,171.00
	2016					-----	-----	-----	-2,694,984.00	2,694,984.00	-----
	Subtotal		075	1522	000	39,440,566.75	608,000,000.00	-----	587,601,626.47	2,694,984.00	57,143,956.28
Emergency Contingency Fund for State Temporary Assistance for Needy Family Programs - Recovery Act, Administration for Children and Families, Health and Human Services Fund Resources:											
Undisbursed Funds	2009-2010		075	1523	000	429,610,646.27	-----	-----	3,016,882.35	-----	426,593,763.92
Social Services Block Grant, Administration for Children and Families, Health and Human Services Fund Resources:											
Undisbursed Funds	2021-2022		075	1534	000	-----	3,600,000.00	-----	1,147,171.77	-----	2,452,828.23
	2021					-----	1,617,303,500.00	-----	1,278,715,550.19	-----	338,587,949.81
	2020					408,822,963.60	-----	-----	321,090,469.18	-----	87,732,494.42
	2019					58,920,212.38	-----	-----	49,637,034.52	-----	9,283,177.86
	2018					13,602,071.41	-----	-----	2,840,208.96	-----	10,761,862.45
	2017					8,758,338.13	-----	-----	434,577.57	-----	8,323,760.56
	2016					17,174,402.32	-----	-----	588,630.29	16,585,772.03	-----
	No Year					30,195,925.43	-----	-----	-----	-----	30,195,925.43
	Subtotal		075	1534	000	537,473,913.27	1,620,903,500.00	-----	1,654,453,642.48	16,585,772.03	487,337,998.76
Children and Families Services Programs, Administration for Children and Families, Health and Human Services Fund Resources:											
Undisbursed Funds	2021-2023		075	1536	000	-----	350,000,000.00	-----	2,589,872.98	-----	347,410,127.02
	2021-2022					-----	1,350,000,000.00	-----	60,241,077.78	-----	1,289,758,922.22
	2021					-----	13,577,247,230.00	-----	4,522,143,681.86	-----	9,055,103,548.14
	2020-2021					2,061,385,574.47	-----	-812,297.00	897,622,115.40	-----	1,162,951,162.07
	2019-2021					80,028,136.02	-----	4,394,908.00	17,988,097.84	-----	66,434,946.18
	2018-2021					552,594,592.53	-----	-----	77,952,949.03	-----	474,641,643.50
	2020					8,068,475,516.55	-----	-----	6,796,120,671.97	-----	1,272,354,844.58
	2019-2020					446,759,277.81	-----	-----	263,399,268.08	-----	183,360,009.73
	2018-2020					3,163,713.00	-----	-----	2,730,272.31	-----	433,440.69
	2019					859,994,304.73	-----	-4,394,908.00	376,920,383.67	-----	478,679,013.06
	2018-2019					212,474,358.96	-----	-----	108,849,644.65	-----	103,624,714.31
	2017-2019					834,261.71	-----	-----	550,628.96	-----	283,632.75
	2018					277,668,604.93	-----	-----	45,653,990.75	-----	232,014,614.18
	2017-2018					70,080,770.63	-----	-----	3,988,295.55	-----	66,092,475.08
	2017					171,293,025.04	-----	-----	15,256,562.50	-----	156,036,462.54

Footnotes at End of Chapter

Appropriations, Outlays, and Balances - Continued

Appropriation or Fund Account Title	Account Symbol				Balances, Beginning of Fiscal Year	Appropriations and Other Obligational Authority ¹	Transfers Borrowings and Investment (Net) ²	Outlays (Net)	Balances Withdrawn and Other Transactions ³	Balances, End of Fiscal Year
	Period of Availability	ATA	AID	MAIN SUB						
	2016-2017				70,061,146.38	-----	-----	6,174,990.74	-----	63,886,155.64
	2016				97,208,619.18	-----	-93,596,275.26	3,245,101.56	367,242.36	-----
	2015-2016				112,416,872.89	-----	-112,477,167.10	-60,294.24	0.03	-----
	No Year				5,348,436.52	970,000,000.00	-----	2,103,562.03	-----	973,244,874.49
Transfer To:										
Bureau of Indian Affairs and Bureau of Indian Education, Interior	2021	014	075	1536 020	-----	1,263,770.00	-----	1,251,134.00	-----	12,636.00
	2020-2021				-----	-----	812,297.00	812,297.00	-----	-----
Education	2017-2018	091	075	1536 000	16,678,691.23	-----	-----	-42,915.67	-----	16,721,606.90
	Subtotal		075	1536 000	13,106,465,902.58	16,248,511,000.00	-206,073,442.36	13,205,491,388.75	367,242.39	15,943,044,829.08
Payments for Foster Care and Permanency, Administration for Children and Families, Health and Human Services Fund Resources:										
Undisbursed Funds	2020-2023		075	1545 000	⁷ 653,957,689.00	-----	-----	330,497,272.00	-----	323,460,417.00
	2021				-----	10,414,435,320.00	-----	8,357,087,736.73	-----	2,057,347,583.27
	2019-2021				-----	-----	3,881,941.00	851,905.27	-----	3,030,035.73
	2020				1,172,336,301.67	-390,974,866.32	-----	881,930,390.67	-312,297,015.00	211,728,059.68
	2018-2020				2,862,389.91	-----	-----	2,329,832.81	-----	532,557.10
	2019				222,077,880.32	-13,606,413.29	-3,881,941.00	42,509,343.21	-----	162,080,182.82
	2017-2019				241,138.90	-----	-----	226,223.26	-----	14,915.64
	2018				113,420,761.14	-7,968,942.00	-----	85,336,791.85	-----	20,115,027.29
	2017				62,669,269.26	-1,762,058.48	-----	11,162,986.97	-----	49,744,223.81
	2016				44,981,954.03	-----	-----	1,025,859.32	43,956,094.71	-----
	Subtotal		075	1545 000	2,272,547,384.23	10,000,123,039.91	-----	9,712,958,342.09	-268,340,920.29	2,828,053,002.34
Child Care Entitlement to States, Administration for Children and Families, Health and Human Services Fund Resources:										
Undisbursed Funds	2021		075	1550 000	-----	3,514,167,625.00	-----	2,195,472,671.23	-----	1,318,694,953.77
	2020-2021				-----	-----	68,529.00	41,742.68	-----	26,786.32
	2020				949,978,081.76	-----	-68,529.00	831,651,594.11	-----	118,257,958.65
	2019-2020				17,151,995.17	-----	-----	16,886,290.21	-----	265,704.96
	2019				112,556,677.26	-----	-----	60,193,381.57	-----	52,363,295.69
	2018-2019				536,149.66	-----	-----	454,527.37	-----	81,622.29
	2018				30,242,777.00	-----	-----	9,970,674.80	-----	20,272,102.20
	2017-2018				77,419.52	-----	-----	39,076.41	-----	38,343.11
	2017				8,321,159.60	-----	-----	873,846.52	-----	7,447,313.08
	2016-2017				1,075,930.65	-----	-----	893,054.58	-----	182,876.07
	2016				49,987,163.80	-----	-----	-13,810.28	50,000,974.08	-----
	2015-2016				1,747,210.72	-----	-----	-----	1,747,210.72	-----
Transfer To:										
Interior, Bureau of Indian Affairs	2021	014	075	1550 020	-----	35,832,375.00	-----	34,948,918.00	-----	883,457.00
	2020				47,058.00	-----	-----	47,058.00	-----	-----

Footnotes at End of Chapter

Appropriations, Outlays, and Balances - Continued

Appropriation or Fund Account Title	Account Symbol				Balances, Beginning of Fiscal Year	Appropriations and Other Obligational Authority ¹	Transfers Borrowings and Investment (Net) ²	Outlays (Net)	Balances Withdrawn and Other Transactions ³	Balances, End of Fiscal Year	
	Period of Availability	ATA	AID	MAIN							SUB
	Subtotal		075	1550	000	1,171,721,623.14	3,550,000,000.00	-----	3,151,459,025.20	51,748,184.80	1,518,514,413.14
Temporary Assistance for Needy Families, Administration for Children and Families, Health and Human Services Fund Resources:											
Undisbursed Funds	2021		075	1552	000	-----	16,683,754,362.00	-7,428,234.00	9,683,273,890.81	-----	6,993,052,237.19
	2020					6,067,331,825.87	-----	-----	4,142,000,649.63	-----	1,925,331,176.24
	2019					1,696,498,295.04	-----	-----	895,009,671.04	-----	801,488,624.00
	2018					717,428,840.98	-----	-----	125,857,415.84	-----	591,571,425.14
	2017					473,067,543.71	-----	-----	56,033,998.46	-----	417,033,545.25
	2016					375,357,478.21	-----	-----	88,284,696.69	-----	¹¹ 287,072,781.52
	2015					100,317,792.71	-----	-----	37,266,996.59	-----	¹¹ 63,050,796.12
	2014					82,274,060.87	-----	-----	2,842,728.41	-----	¹¹ 79,431,332.46
	2013					23,544,182.43	-----	-----	653,979.69	-----	¹¹ 22,890,202.74
	2012					27,748,413.84	-----	-----	127,072.32	-----	¹¹ 27,621,341.52
	2011					27,104,944.34	-----	-----	205,777.89	-----	¹¹ 26,899,166.45
	2010					31,921,271.53	-----	-----	-----	-----	¹¹ 31,921,271.53
	2009					30,466,841.48	-----	-----	272.13	-----	¹¹ 30,466,569.35
	2008					30,547,633.76	-----	-----	5,499.67	-----	¹¹ 30,542,134.09
	2007					35,755,347.28	-----	-----	68.02	-----	¹¹ 35,755,279.26
	2006					11,180,148.72	-----	-----	-----	-----	¹¹ 11,180,148.72
	2005-2006					26,737,337.36	-----	-----	-----	-----	¹¹ 26,737,337.36
	2005					52,960,374.92	-----	-----	799,490.02	-----	¹¹ 52,160,884.90
	1999-2005					146.43	-----	-----	-----	-----	¹¹ 146.43
	2004					25,660,986.81	-----	-----	1.96	-----	¹¹ 25,660,984.85
	1999-2004					8.49	-----	-----	0.04	-----	¹¹ 8.45
	2003					669,679.52	-----	-----	-----	-----	¹¹ 669,679.52
	1999-2003					10,908.83	-----	-----	-----	-----	¹¹ 10,908.83
	2002					96,522.42	-----	-----	-----	-----	¹¹ 96,522.42
	2001					303,164.16	-----	-----	-----	-----	¹¹ 303,164.16
	1998-2001					79,561.20	-----	-----	-----	-----	¹¹ 79,561.20
	2000					98,701.53	-----	-----	994.42	-----	¹¹ 97,707.11
	1999					1,328,797.19	-----	-----	-----	-----	¹¹ 1,328,797.19
	1998					81,711,360.34	-----	-----	-----	-----	¹¹ 81,711,360.34
	1997					97,513.00	-----	-----	-----	-----	97,513.00
	No Year					-----	987,439,243.61	-----	276,365,005.24	-----	711,074,238.37
Transfer To:											
Census, Commerce	2021	013	075	1552	000	-----	2,571,766.00	7,428,234.00	9,017,292.30	-----	982,707.70
	2020					2,123,314.46	-----	-----	925,475.88	-----	1,197,838.58
	2019					2,349,005.92	-----	-----	59,283.20	-----	2,289,722.72
	2018					257,055.68	-----	-----	-----	-----	257,055.68
Interior, Bureau of Indian Affairs	2021	014	075	1552	020	-----	51,627,934.00	-----	50,980,109.00	-----	647,825.00
	2020					489,244.00	-----	-----	489,244.00	-----	-----
	No Year					-----	12,560,756.39	-----	12,560,756.39	-----	-----

Footnotes at End of Chapter

Appropriations, Outlays, and Balances - Continued

Appropriation or Fund Account Title	Account Symbol				Balances, Beginning of Fiscal Year	Appropriations and Other Obligational Authority ¹	Transfers Borrowings and Investment (Net) ²	Outlays (Net)	Balances Withdrawn and Other Transactions ³	Balances, End of Fiscal Year	
	Period of Availability	ATA	AID	MAIN SUB							
Children's Research and Technical Assistance, Administration for Children and Families, Health and Human Services Fund Resources: Undisbursed Funds	Subtotal		075	1552	000	9,925,518,303.03	17,737,954,062.00	-----	15,382,760,369.64	-----	12,280,711,995.39
	2016		075	1553	000	1,157,695.09	-----	-----	703,054.51	454,640.58	-----
	No Year					20,808,921.61	34,846,334.00	-----	43,575,428.76	-----	12,079,826.85
	Subtotal		075	1553	000	21,966,616.70	34,846,334.00	-----	44,278,483.27	454,640.58	12,079,826.85
Total, Administration for Children and Families						43,494,282,680.99	121,565,705,752.78	-305,897,085.58	70,078,817,076.96	-164,871,617.18	94,840,145,888.41
Administration for Community Living											
General Fund Accounts											
Aging and Disability Services Programs, Administration on Aging, Health and Human Services Fund Resources: Undisbursed Funds	2021-2025		075	0142	000	-----	10,000,000.00	-----	-----	-----	10,000,000.00
	2021-2022					-----	-----	-----	3,012,068.65	-----	⁶ -3,012,068.65
	2021					-----	2,472,872,879.00	-----	875,682,684.53	-----	1,597,190,194.47
	2020-2021					755,957,573.41	-----	-----	554,050,581.72	-----	201,906,991.69
	2020					1,295,700,314.69	-----	-----	992,670,378.11	-----	303,029,936.58
	2019					199,139,171.32	-----	-----	148,289,261.06	-----	50,849,910.26
	2018					53,320,184.50	-----	-----	25,520,816.36	-----	27,799,368.14
	2017					20,388,567.13	-----	-----	4,339,719.53	-----	16,048,847.60
	2016					17,373,707.85	-----	-14,450,218.00	2,161,992.40	761,497.45	-----
	No Year					27,917,972.21	1,737,700,000.00	-----	56,585,469.89	-----	1,709,032,502.32
	Subtotal		075	0142	000	2,369,797,491.11	4,220,572,879.00	-14,450,218.00	2,662,312,972.25	761,497.45	3,912,845,682.41
Total, Administration for Community Living						2,369,797,491.11	4,220,572,879.00	-14,450,218.00	2,662,312,972.25	761,497.45	3,912,845,682.41
Departmental Management											
General Fund Accounts											
Prevention and Public Health Fund, Departmental Management, Health and Human Services Fund Resources: Undisbursed Funds	No Year		075	0116	000	6,100,000.00	-600,000.00	-3,100,000.00	-----	-----	2,400,000.00
Pregnancy Assistance Fund, Departmental Management, Health and Human Services Fund Resources: Undisbursed Funds	2019		075	0117	000	5,214,860.55	-----	-----	2,401,858.93	-----	2,813,001.62
	2018					896,264.77	-----	-----	490,070.10	-----	406,194.67
	2017					4,755,385.19	-----	-----	-----	-----	4,755,385.19
	2016					1,521,729.57	-----	-----	-----	1,521,729.57	-----
	Subtotal		075	0117	000	12,388,240.08	-----	-----	2,891,929.03	1,521,729.57	7,974,581.48
Health Insurance Reform Implementation Fund, Departmental Management, Health and Human Services Fund Resources: Undisbursed Funds	No Year		075	0119	000	17,315,117.65	-----	-----	5,271.79	-----	17,309,845.86
Transfer To: Office of Personnel Management	No Year	024	075	0119	000	461,491.33	-----	-----	-----	-----	461,491.33

Footnotes at End of Chapter

Appropriations, Outlays, and Balances - Continued

Appropriation or Fund Account Title	Account Symbol					Balances, Beginning of Fiscal Year	Appropriations and Other Obligational Authority ¹	Transfers Borrowings and Investment (Net) ²	Outlays (Net)	Balances Withdrawn and Other Transactions ³	Balances, End of Fiscal Year
	Period of Availability	ATA	AID	MAIN	SUB						
	Subtotal		075	0119	000	17,776,608.98	-----	-----	5,271.79	-----	17,771,337.19
General Departmental Management, Departmental Management, Health and Human Services Fund Resources:											
Undisbursed Funds	2021		075	0120	000	-----	484,350,510.00	-----	273,586,363.24	-----	210,764,146.76
	2020					210,415,737.37	-----	-----	152,376,328.83	-----	58,039,408.54
	2019					82,868,218.14	-----	-----	42,751,389.32	-----	40,116,828.82
	2018					38,559,231.69	-----	-----	16,416,093.15	-----	22,143,138.54
	2017					13,026,661.03	-----	-----	2,646,387.25	-----	10,380,273.78
	2016					11,611,380.06	-----	-10,494,400.20	-1,122,628.16	2,239,608.02	-----
	No Year					-4,585,720.74	600,000.00	3,100,000.00	-11,298,741.85	-----	10,413,021.11
	Subtotal		075	0120	000	351,895,507.55	484,950,510.00	-7,394,400.20	475,355,191.78	2,239,608.02	351,856,817.55
Nonrecurring Expense Fund, Office of the Secretary, Health and Human Services Fund Resources:											
Undisbursed Funds	No Year		075	0125	000	754,524,167.23	-----	988,647,107.82	83,207,900.15	¹² 375,000,000.00	1,284,963,374.90
Transfer To:											
Centers for Medicare and Medicaid Services, Health and Human Services	No Year	075	075	0125	005	40,781,777.02	-----	-14,000,000.00	87,977.12	-----	26,693,799.90
Food and Drug Administration, Health and Human Services	No Year	075	075	0125	006	249,863,636.74	-----	8,000,000.00	62,986,748.82	-----	194,876,887.92
National Institutes of Health, Health and Human Services	No Year	075	075	0125	008	223,857,501.58	-----	-----	83,930,109.17	-----	139,927,392.41
Centers for Disease Control and Prevention, Health and Human Services	No Year	075	075	0125	009	363,856,832.32	-----	14,000,000.00	26,184,321.33	-----	351,672,510.99
Indian Health Services, Health and Human Services	No Year	075	075	0125	010	285,893,565.88	-----	-----	41,737,192.82	-----	244,156,373.06
	Subtotal		075	0125	000	1,918,777,480.77	-----	996,647,107.82	298,134,249.41	375,000,000.00	2,242,290,339.18
No Surprises Act Implementation Fund Fund Resources:											
Undisbursed Funds	2021-2024		075	0127	000	-----	414,756,950.00	-----	91,182.67	-----	414,665,767.33
Transfer To:											
No Surprises Act Implementation Fund	2021-2024	016	075	0127	000	-----	10,825,000.00	-----	5,742,943.78	-----	5,082,056.22
No Surprises Act Implementation Fund	2021-2024	020	075	0127	009	-----	700,000.00	-----	201,167.00	-----	498,833.00
No Surprises Act Implementation Fund-CMS	2021-2024	075	075	0127	005	-----	73,718,050.00	-----	2,740,897.43	-----	70,977,152.57
	Subtotal		075	0127	000	- 0 -	500,000,000.00	-----	8,776,190.88	-----	491,223,809.12
Office of the National Coordinator for Health Information Technology, Departmental Management, Health and Human Services Fund Resources:											
Undisbursed Funds	2021		075	0130	000	-----	62,179,759.00	-----	42,168,946.71	-----	20,010,812.29
	2020					22,586,028.48	-----	-----	15,960,318.46	-----	6,625,710.02
	2019					7,385,153.48	-----	-----	3,596,399.57	-----	3,788,753.91
	2018					2,638,084.37	-----	-----	982,956.31	-----	1,655,128.06
	2017					3,558,757.09	-----	-----	-301,531.08	-----	3,860,288.17
	2016					2,161,824.13	-----	-2,055,895.26	-2,318.24	108,247.11	-----
	Subtotal		075	0130	000	38,329,847.55	62,179,759.00	-2,055,895.26	62,404,771.73	108,247.11	35,940,692.45

Footnotes at End of Chapter

Appropriations, Outlays, and Balances - Continued

Appropriation or Fund Account Title	Account Symbol				Balances, Beginning of Fiscal Year	Appropriations and Other Obligational Authority ¹	Transfers Borrowings and Investment (Net) ²	Outlays (Net)	Balances Withdrawn and Other Transactions ³	Balances, End of Fiscal Year
	Period of Availability	ATA	AID	MAIN						
Office of the National Coordinator for Health Information Technology - Recovery Act, Office of the Secretary, Health and Human Services Fund Resources: Undisbursed Funds	No Year		075	0131	000	20,414,861.65	-----	-----	-----	20,414,861.65
Office for Civil Rights, Departmental Management, Health and Human Services Fund Resources: Undisbursed Funds	2021		075	0135	000	-----	38,681,519.00	-----	28,693,412.08	9,988,106.92
	2020					5,784,698.74	-----	-----	5,169,491.73	615,207.01
	2019					226,236.62	-----	-----	-274.14	226,510.76
	2018					871,458.04	-----	-----	440,809.41	430,648.63
	2017					91,269.35	-----	-----	500.00	90,769.35
	2016					182,595.86	-----	-167,481.07	6,300.00	8,814.79
	No Year					74,124,201.44	-----	-----	8,675,278.25	65,448,923.19
	Subtotal		075	0135	000	81,280,460.05	38,681,519.00	-167,481.07	42,985,517.33	8,814.79
Office of Medicare Hearings and Appeals, Office of the Secretary, Health and Human Services Fund Resources: Undisbursed Funds	2021-2022		075	0139	000	-----	-576,043.00	-----	4,839,344.45	⁶ -5,415,387.45
	2020-2021					4,325,818.85	-----	-----	8,981,666.04	⁶ -4,655,847.19
	2019-2020					2,300,634.28	-----	-----	984,125.78	1,316,508.50
	2018-2019					105,502.96	-----	-----	109,561.39	⁶ -4,058.43
	2017					3,955.31	-----	-----	3,955.31	-----
	2016					2,760.00	-----	-----	2,760.00	-----
	Subtotal		075	0139	000	6,738,671.40	-576,043.00	-----	14,921,412.97	-8,758,784.57
Public Health and Social Services Emergency Fund, Office of the Secretary, Health and Human Services Fund Resources: Undisbursed Funds	2021-2024		075	0140	000	-----	22,095,000,000.00	-----	5,015,796,696.67	17,079,203,303.33
	2020-2024					25,906,286,622.90	-4,167,619.00	4,061,386,519.00	13,641,723,321.79	16,321,782,201.11
	2021-2023					-----	5,000,000.00	-----	763,892.16	4,236,107.84
	2021-2022					-----	22,206,700,000.00	-----	2,451,598,924.29	19,755,101,075.71
	2020-2022					4,037,034.57	-----	-----	929,109.84	3,107,924.73
	2021					-----	517,374,153.00	-----	224,066,827.76	293,307,325.24
	2020-2021					447,199,070.93	-----	-----	179,926,341.19	267,272,729.74
	2019-2021					1,616,840.81	-----	-----	1,022,964.21	593,876.60
	2020					262,515,750.39	-----	-----	200,330,878.16	62,184,872.23
	2019-2020					280,762,438.87	-----	-----	136,128,567.34	144,633,871.53
	2018-2020					48,312,141.42	-----	-----	24,811,520.22	23,500,621.20
	2019					48,040,535.92	-----	-----	36,969,434.68	11,071,101.24
	2018-2019					279,243,142.45	-----	-----	122,786,860.35	156,456,282.10
	2017-2019					666,395.70	-----	-----	27,343.76	639,051.94
	2015-2019					96,100,139.47	-----	-----	31,265,149.01	64,834,990.46
	2018					-47,739,184.89	-----	-----	4,201,662.93	⁶ -51,940,847.82
	2017-2018					113,829,290.94	-----	-----	42,501,113.39	71,328,177.55

Footnotes at End of Chapter

Appropriations, Outlays, and Balances - Continued

Appropriation or Fund Account Title	Account Symbol					Balances, Beginning of Fiscal Year	Appropriations and Other Obligational Authority ¹	Transfers Borrowings and Investment (Net) ²	Outlays (Net)	Balances Withdrawn and Other Transactions ³	Balances, End of Fiscal Year
	Period of Availability	ATA	AID	MAIN	SUB						
	2016-2018					1,880,814.76	-----	-----	2,181.53	-----	1,878,633.23
	2017					12,937,756.34	-----	-----	191,393.89	-----	12,746,362.45
	2016-2017					178,921,695.13	-----	-----	48,811,423.22	-----	130,110,271.91
	2015-2017					408,574.75	-----	-----	-101.30	-----	408,676.05
	2016					28,009,369.66	-----	-20,895,271.98	619,455.27	6,494,642.41	-----
	2015-2016					25,394,901.46	-----	-7,120,319.44	17,901,130.38	373,451.64	-----
	2014-2016					2,632,522.70	-----	-2,317,663.99	-612.90	315,471.61	-----
	No Year					97,447,054,780.34	74,830,023,691.00	-2,744,650,737.00	48,460,046,763.54	-----	121,072,380,970.80
Transfer To:											
Social Security Administration	No Year	028	075	0140	000	14,547.14	-----	-----	-----	-----	14,547.14
Health Resources and Services Administration, Health and Human Services	2016-2017	075	075	0140	003	4,867,287.93	-----	-----	1,961,851.62	-----	2,905,436.31
Centers for Medicare and Medicaid Services, Health and Human Services	2016-2017	075	075	0140	005	51,785,323.23	-----	-----	7,985,903.85	-----	43,799,419.38
Subtotal			075	0140	000	125,194,777,792.92	119,649,930,225.00	1,286,402,526.59	70,652,369,996.85	7,183,565.66	175,471,556,982.00
Transfers from the Patient-Centered Outcome Research Trust Fund, Departmental Management, Health and Human Services Fund Resources:											
Undisbursed Funds	No Year		075	0145	000	124,707,228.93	-39,324,433.18	-42,560,000.00	-87,343,725.15	-----	130,166,520.90
Transfer To:											
Agency for Healthcare Research and Quality, Health and Human Services	No Year	075	075	0145	033	237,220,268.62	39,324,433.18	42,560,000.00	39,783,482.73	-----	279,321,219.07
Subtotal			075	0145	000	361,927,497.55	-----	-----	-47,560,242.42	-----	409,487,739.97
Defense Production Act Medical Supplies Enhancement, Departmental Management, Health and Human Services Fund Resources:											
Undisbursed Funds	2021-2025		075	0150	000	-----	9,502,000,000.00	-----	52,317,101.97	-----	9,449,682,898.03
Transfer To:											
Defense Production Act Medical Supplies Enhancement	2021-2025	021	075	0150	000	-----	498,000,000.00	-----	-----	-----	498,000,000.00
Subtotal			075	0150	000	- 0 -	10,000,000,000.00	-----	52,317,101.97	-----	9,947,682,898.03
Total, Departmental Management						128,010,406,968.50	130,734,565,970.00	2,270,331,857.88	71,562,601,391.32	386,061,965.15	189,066,641,439.91
Program Support Center											
General Fund Accounts											
HHS Accrual Contribution to the Uniformed Services Retiree Health Care Fund, Office of the Assistant Secretary for Health, Health and Human Services Fund Resources:											
Undisbursed Funds	2021		075	0170	000	-----	29,883,435.00	-----	29,883,435.00	-----	-----
Retirement Pay and Medical Benefits for Commissioned Officers, Office of the Assistant Secretary for Health, Health and Human Services Fund Resources:											
Undisbursed Funds	2021		075	0379	000	-----	656,500,718.84	-----	596,428,250.38	-----	60,072,468.46
	2020					63,167,556.66	-----	-----	57,547,450.02	-----	5,620,106.64
	2019					7,766,821.65	-----	-----	1,295,860.90	-----	6,470,960.75
	2018					14,394,781.39	-----	-----	71,587.86	-----	14,323,193.53

Footnotes at End of Chapter

Appropriations, Outlays, and Balances - Continued

Appropriation or Fund Account Title	Account Symbol				Balances, Beginning of Fiscal Year	Appropriations and Other Obligational Authority ¹	Transfers Borrowings and Investment (Net) ²	Outlays (Net)	Balances Withdrawn and Other Transactions ³	Balances, End of Fiscal Year	
	Period of Availability	ATA	AID	MAIN							SUB
	2017				19,137,111.09	-----	-----	369,152.35	-----	18,767,958.74	
	2016				38,398,975.06	-----	-----	333,665.74	38,065,309.32	-----	
	Subtotal		075	0379	000	142,865,245.85	656,500,718.84	-----	656,045,967.25	38,065,309.32	105,254,688.12
Scientific Activities Overseas, Special Foreign Currency Program, Assistant Secretary for Health, Health and Human Services Fund Resources:											
Undisbursed Funds	No Year		075	1102	000	968,170.18	-----	-----	-----	968,170.18	
Public Health Emergency Fund, Public Health Services, Office of Assistant Secretary for Health, Health and Human Services Fund Resources:											
Undisbursed Funds	No Year		075	1104	000	56,507.52	-----	-----	-----	56,507.52	
Special Fund Accounts											
Debt Collection Fund, Office of the Secretary, Health and Human Services Fund Resources:											
Undisbursed Funds	No Year		075	5745	000	7,890,254.65	-----	-----	-164,790.63	8,055,045.28	
Intragovernmental Funds											
HHS Service and Supply Fund, Program Support Center, Health and Human Services Fund Resources:											
Undisbursed Funds	No Year		075	4552	001	580,543,210.69	-----	-----	-16,054,578.25	596,597,788.94	
Trust Fund Accounts											
Contributions, Indian Health Facilities, Indian Health Services, Health and Human Services Fund Resources:											
Undisbursed Funds	No Year		075	8073	000	56,488,187.82	2,852,385.91	-----	6,846,831.35	52,493,742.38	
National Institutes of Health Unconditional Gift Fund, Health and Human Services Fund Resources:											
Undisbursed Funds	No Year		075	8248	000	25,467,528.50	5,034,140.50	2,077,629.74	2,051,728.01	30,527,570.73	
Unrealized Discount on Investments					-16,388.48	-----	11,484.44	-----	-----	-4,904.04	
Investments in US Treasury Securities					29,755,608.58	-----	-2,089,114.18	-----	-----	27,666,494.40	
	Subtotal		075	8248	000	55,206,748.60	5,034,140.50	-----	2,051,728.01	58,189,161.09	
Unconditional Gift Fund, Health Resources and Services Administration, Health and Human Services Fund Resources:											
Undisbursed Funds	No Year		075	8249	000	147,757.52	-----	-----	-----	147,757.52	
Gifts and Donations, Centers for Disease Control, Health and Human Services Fund Resources:											
Undisbursed Funds	No Year		075	8250	000	38,888,056.25	20,796,432.28	-----	18,176,810.04	41,507,678.49	
National Institutes of Health Conditional Gift Fund, Health and Human Services Fund Resources:											
Undisbursed Funds	No Year		075	8253	000	122,687,032.37	43,549,391.89	-35,771.39	35,400,072.43	130,800,580.44	
Unrealized Discount on Investments					-793.54	-----	591.85	-----	-----	-201.69	
Investments in US Treasury Securities					1,160,299.83	-----	35,179.54	-----	-----	1,195,479.37	

Footnotes at End of Chapter

Appropriations, Outlays, and Balances - Continued

Appropriation or Fund Account Title	Account Symbol				Balances, Beginning of Fiscal Year	Appropriations and Other Obligational Authority ¹	Transfers Borrowings and Investment (Net) ²	Outlays (Net)	Balances Withdrawn and Other Transactions ³	Balances, End of Fiscal Year	
	Period of Availability	ATA	AID	MAIN							SUB
Subtotal		075	8253	000	123,846,538.66	43,549,391.89	-----	35,400,072.43	-----	131,995,858.12	
Conditional Gift Fund, Health Resources and Services Administration, Health and Human Services Fund Resources:											
Undisbursed Funds	No Year		075	8254	000	3,817,226.29	-----	124,621.81	-----	3,692,604.48	
Administration on Aging Gift Fund, Health and Human Services Fund Resources:											
Undisbursed Funds	No Year		075	8510	000	447,967.35	-----	-----	-----	447,967.35	
Indian Health Service Gift Fund, Health and Human Services Fund Resources:											
Undisbursed Funds	No Year		075	8511	000	957,585.78	219,702.75	146,987.75	-----	1,030,300.78	
Agency for Healthcare Research and Quality Gift Fund, Health and Human Services Fund Resources:											
Undisbursed Funds	No Year		075	8512	000	237,088.54	-----	3,091.23	-----	233,997.31	
Substance Abuse and Mental Health Administration Gift Fund, Health and Human Services Fund Resources:											
Undisbursed Funds	No Year		075	8513	000	492,949.71	-----	-----	-----	492,949.71	
Office of the Secretary Gift Fund, Health and Human Services Fund Resources:											
Undisbursed Funds	No Year		075	8514	000	204,382.45	930,399.00	380,895.73	-----	753,885.72	
Patients' Benefit Fund, National Institutes of Health, Health and Human Services Fund Resources:											
Undisbursed Funds	No Year		075	8888	000	122,401.76	420.61	-173.71	6,485.00	-----	116,163.66
Unrealized Discount on Investments						-246.90	-----	164.60	-----	-----	-82.30
Investments in US Treasury Securities						361,757.87	-----	9.11	-----	-----	361,766.98
Subtotal			075	8888	000	483,912.73	420.61	0.00	6,485.00	-----	477,848.34
Patients' Benefit Fund, Health Resources and Services Administration, Health and Human Services Fund Resources:											
Undisbursed Funds	No Year		075	8889	000	370,077.89	4,173.00	-----	213.00	-----	374,037.89
Total, Program Support Center					1,013,911,868.48	759,771,199.78	0.00	732,847,769.72	38,065,309.32	1,002,769,989.22	
Office of the Inspector General											
General Fund Accounts											
Office of the Inspector General, Office of the Secretary, Health and Human Services Fund Resources:											
Undisbursed Funds	2021-2022		075	0128	000	-----	-----	-----	1,595,676.05	-----	⁶ -1,595,676.05
	2021					-----	91,500,000.00	-----	71,404,444.76	-----	20,095,555.24
	2020-2021					7,978,231.29	-----	-----	6,121,130.45	-----	1,857,100.84
	2020					20,484,795.92	-----	-----	13,926,708.39	-----	6,558,087.53
	2019-2020					2,615,217.07	-----	-----	1,525,635.27	-----	1,089,581.80
	2019					2,523,063.11	-----	-----	1,352,303.21	-----	1,170,759.90
	2018-2019					2,960,198.45	-----	-----	1,531,988.48	-----	1,428,209.97
	2018					627,296.06	-----	-----	9,806.63	-----	617,489.43

Footnotes at End of Chapter

Appropriations, Outlays, and Balances - Continued

Appropriation or Fund Account Title	Account Symbol				Balances, Beginning of Fiscal Year	Appropriations and Other Obligational Authority ¹	Transfers Borrowings and Investment (Net) ²	Outlays (Net)	Balances Withdrawn and Other Transactions ³	Balances, End of Fiscal Year	
	Period of Availability	ATA	AID	MAIN							SUB
	2017-2018				201,085.54	-----	-----	-----	-----	201,085.54	
	2017				442,797.21	-----	-----	12,444.77	-----	430,352.44	
	2016-2017				256,918.39	-----	-----	-----	-----	256,918.39	
	2016				485,898.57	-----	-----	16,034.85	469,863.72	-----	
	2015-2016				76,171.88	-----	-----	76,171.88	-----	-----	
	No Year				18,879,318.03	5,000,000.00	-----	17,168,767.94	-----	6,710,550.09	
	Subtotal		075	0128	57,530,991.52	96,500,000.00	-----	114,741,112.68	469,863.72	38,820,015.12	
Total, Office of the Inspector General					57,530,991.52	96,500,000.00	-----	114,741,112.68	469,863.72	38,820,015.12	
Deductions for Offsetting Receipts											
Proprietary Receipts from the Public					-----	-181,441,963,633.10	-----	-181,441,963,633.10	-----	-----	
Intrabudgetary Receipts Deducted by Agency					-----	-440,206,581,446.00	-----	-440,206,581,446.00	-----	-----	
Total, Offsetting Receipts					-----	-621,648,545,079.10	-----	-621,648,545,079.10	-----	-----	
Total, Department of Health and Human Services					739,654,873,925.28	1,756,921,952,125.71	-5,000,000.00	1,466,673,095,143.62	9,291,724,820.21	1,020,607,006,087.16	
Memorandum											
Financing Accounts											
Public Enterprise Funds											
Consumer Operated and Oriented Plan Financing Account, Centers for Medicare and Medicaid Services, Health and Human Services Fund Resources:											
Undisbursed Funds	No Year		075	4418	000	23,697,961.68	-----	220,639,831.15	238,336,987.31	-----	6,000,805.52
Authority to Borrow from the Treasury						-----	298,773,803.00	-283,974,555.89	-----	14,799,247.11	-----
Subtotal			075	4418	000	23,697,961.68	298,773,803.00	-63,334,724.74	238,336,987.31	14,799,247.11	6,000,805.52
Health Care Guaranteed Loan Financing Account, Health Resources and Services Administration, Health and Human Services Fund Resources:											
Undisbursed Funds	No Year		075	4442	000	688,963.67	-----	-----	-708,415.21	-----	1,397,378.88
Consumer Operated Oriented Plan Contingency Fund Financing Account, Centers for Medicare and Medicaid Services, Health and Human Services Fund Resources:											
Undisbursed Funds	No Year		075	4482	000	1,336,749.32	-----	41,319,206.95	39,952,447.85	-----	2,703,508.42
Authority to Borrow from the Treasury						-----	49,067,164.00	-46,718,671.65	-----	2,183,984.71	164,507.64
Subtotal			075	4482	000	1,336,749.32	49,067,164.00	-5,399,464.70	39,952,447.85	2,183,984.71	2,868,016.06
Total, Financing Accounts						25,723,674.67	347,840,967.00	-68,734,189.44	277,581,019.95	16,983,231.82	10,266,200.46

Footnotes at End of Chapter

Appropriations, Outlays, and Balances - Continued

Footnotes

- 1 The amounts in this column, unless otherwise footnoted, represent appropriations, increases and rescissions in borrowing authority or new contract authority. Appropriation accounts with appropriation transfer activity are presented in Table 1 (Appropriations and Appropriation Transfers) at the end of this chapter.
- 2 The amounts in this column, unless otherwise footnoted, represent transfers - other than appropriation transfers, borrowings (gross), investments (net), unrealized discounts or funds held outside the Treasury.
- 3 The amounts in this column, unless otherwise footnoted, represent obligated balances canceled for fiscal year 2016 pursuant to 31 U.S.C. 1553 and adjustments to borrowing and contract authority.
- 4 Pursuant to Public Law # 116-159, 134 Stat. 719 Sec. 152(a), the balance for this account has been extended beyond the normal period of availability to liquidate obligations.
- 5 Pursuant to Public Law # 117-43, 135 Stat. 352 Sec. 139, the balance for this account has been extended beyond the normal period of availability to liquidate obligations.
- 6 Subject to disposition by the administrative agency.
- 7 The opening balance(s) of the following account(s) have been adjusted during the current fiscal year and do not agree with last year's closing balance(s):

<u>Account Symbol: (ATA, AID, POA, MAIN, SUB)</u>	<u>Adjustment</u>
075 075 0112 005 - Undi sbursed Funds X	\$17,152,486.66
075 0118 000 - Undi sbursed Funds X	-\$1.74
075 0524 000 - Undi sbursed Funds	-\$2.42
075 2020-2023 1545 000 - Undi sbursed Funds	\$653,957,689.00

- 8 Includes \$4,655,210.90 which represents payment for obligations of a closed account.
- 9 Includes \$8,198,993.49 which represents payment for obligations of a closed account.
- 10 Includes \$1,344.32 which represents payment for obligations of a closed account.
- 11 Pursuant to Public Law # 104-193, 110 Stat. 2125, Sec. 404(e) & 403(c); 42 U.S.C. 604(e), the balance for this account has been extended beyond the normal period of availability to liquidate obligations.
- 12 Represents capital transfer to miscellaneous receipts.

Appropriations, Outlays, and Balances - Continued

Footnotes

Table 1 - Appropriations and Appropriation Transfers - Department of Health and Human Services

AID	ATA	Period of Availability	MAIN	Net Appropriations and Appropriation Transfers	Appropriation Amount	Net Appropriation Transfers	AID Involved	ATA Involved	Period of Availability Involved	MAIN Involved	Amount From or To (-)
075	013	21	1552	2,571,766.00	0.00	2,571,766.00	075		21	1552	2,571,766.00
075	014	21	1515	630,215,955.00	0.00	630,215,955.00	075		21	1515	630,215,955.00
075	014	21	1536	1,263,770.00	0.00	1,263,770.00	075		21	1536	1,263,770.00
075	014	21	1550	35,832,375.00	0.00	35,832,375.00	075		21	1550	35,832,375.00
075	014	X	1552	12,560,756.39	0.00	12,560,756.39	075		X	1552	12,560,756.39
075	014	21	1552	51,627,934.00	0.00	51,627,934.00	075		21	1552	51,627,934.00
075	016	2124	0127	10,825,000.00	0.00	10,825,000.00	075		2124	0127	10,825,000.00
075	020	2124	0127	700,000.00	0.00	700,000.00	075		2124	0127	700,000.00
075	021	2125	0150	498,000,000.00	0.00	498,000,000.00	075		2125	0150	498,000,000.00
075		X	0116	53,550,000.00	950,000,000.00	-896,450,000.00	075		X	0120	-600,000.00
							075		X	0142	-27,700,000.00
							075		X	0943	-160,000,000.00
							075		X	0947	-17,000,000.00
							075		X	0948	-254,950,000.00
							075		X	0949	-52,000,000.00
							075		X	0951	-372,200,000.00
							075		X	1363	-12,000,000.00
075		X	0120	600,000.00	0.00	600,000.00	075		X	0116	600,000.00
075		21	0120	484,350,510.00	485,794,000.00	-1,443,490.00	075		21	1503	-1,443,490.00
075		X	0124	0.00	4,310,000,000.00	-4,310,000,000.00	075		X	0352	-310,000,000.00
							075		X	0360	-4,000,000,000.00
075		2124	0127	414,756,950.00	500,000,000.00	-85,243,050.00	075	016	2124	0127	-10,825,000.00
							075	020	2124	0127	-700,000.00
							075	075	2124	0127	-73,718,050.00
075		21	0128	91,500,000.00	85,000,000.00	6,500,000.00	075		21	0600	1,500,000.00
							075		21	0846	5,000,000.00
075		21	0130	62,179,759.00	62,367,000.00	-187,241.00	075		21	1503	-187,241.00
075		21	0135	38,681,519.00	38,798,000.00	-116,481.00	075		21	1503	-116,481.00
075		2122	0139	-576,043.00	0.00	-576,043.00	075		21	1503	-576,043.00
075		X	0140	74,830,023,691.00	74,837,000,000.00	-6,976,309.00	075		X	1503	-6,976,309.00
075		2024	0140	-4,167,619.00	0.00	-4,167,619.00	075		X	0343	-4,167,619.00
075		21	0140	517,374,153.00	518,758,000.00	-1,383,847.00	075		21	1503	-1,383,847.00
075		2122	0140	22,206,700,000.00	22,996,700,000.00	-790,000,000.00	075		2122	0390	-790,000,000.00

Appropriations, Outlays, and Balances - Continued

Footnotes

Table 1 - Appropriations and Appropriation Transfers - Department of Health and Human Services

AID	ATA	Period of Availability	MAIN	Net Appropriations and Appropriation Transfers	Appropriation Amount	Net Appropriation Transfers	AID Involved	ATA Involved	Period of Availability Involved	MAIN Involved	Amount From or To (-)
075		2124	0140	22,095,000,000.00	22,945,000,000.00	-850,000,000.00	075		2123	1503	-850,000,000.00
075		X	0142	1,737,700,000.00	1,710,000,000.00	27,700,000.00	075		X	0116	27,700,000.00
075		21	0142	2,472,872,879.00	2,481,000,000.00	-8,127,121.00	012		2122	3507	-1,347,714.00
							075		21	1503	-6,779,407.00
075		X	0145	-39,324,433.18	0.00	-39,324,433.18	075	075	X	0145	-39,324,433.18
075		2125	0150	9,502,000,000.00	10,000,000,000.00	-498,000,000.00	075	021	2125	0150	-498,000,000.00
075		X	0330	1,000,000.00	0.00	1,000,000.00	075		21	0360	1,000,000.00
075		X	0343	4,167,619.00	0.00	4,167,619.00	075		2024	0140	4,167,619.00
075		X	0352	1,236,500,000.00	926,500,000.00	310,000,000.00	075		X	0124	310,000,000.00
075		X	0353	589,375,786.00	590,000,000.00	-624,214.00	075		X	1503	-624,214.00
075		21	0353	1,050,955,452.00	1,054,006,000.00	-3,050,548.00	075		21	1503	-3,050,548.00
075		21	0354	972,355,962.00	975,284,000.00	-2,928,038.00	075		21	1503	-2,928,038.00
075		21	0356	345,559,696.00	347,900,000.00	-2,340,304.00	075		21	1503	-2,340,304.00
075		2123	0356	1,970,327,522.00	1,970,881,000.00	-553,478.00	075		2123	1503	-553,478.00
075		X	0357	121,634.00	122,000.00	-366.00	075		X	1503	-366.00
075		21	0357	127,681,290.00	128,971,000.00	-1,289,710.00	075		21	1503	-1,289,710.00
075		21	0358	318,061,227.00	319,019,000.00	-957,773.00	075		21	1503	-957,773.00
075		2123	0358	10,468,476.00	10,500,000.00	-31,524.00	075		2123	1503	-31,524.00
075		21	0359	285,618,921.00	286,479,000.00	-860,079.00	075		21	1503	-860,079.00
075		X	0360	11,600,044,216.31	7,600,044,216.31	4,000,000,000.00	075		X	0124	4,000,000,000.00
075		21	0360	1,554,202,798.00	1,683,772,000.00	-129,569,202.00	075		X	0330	-1,000,000.00
							075		X	0365	-120,000,000.00
							075		21	1503	-8,569,202.00
075		21	0361	154,833,752.00	155,300,000.00	-466,248.00	075		21	1503	-466,248.00
075		X	0365	120,000,000.00	0.00	120,000,000.00	075		21	0360	120,000,000.00
075		X	0390	6,861,088,096.00	6,677,856,000.00	183,232,096.00	075		2122	0390	183,232,096.00
075		2122	0390	3,874,302,904.00	3,267,535,000.00	606,767,904.00	075		2122	0140	790,000,000.00
							075		X	0390	-183,232,096.00
075		2124	0390	210,000,000.00	0.00	210,000,000.00	075		2124	0943	210,000,000.00
075		21	0511	-8,933,143.00	3,000,000.00	-11,933,143.00	075		21	1503	-11,933,143.00
075		X	0512	515,678,733,262.75	519,483,858,263.70	-3,805,125,000.95	075	075	X	0512	-3,805,125,000.95
075		X	0516	108,525,296.00	105,525,296.00	3,000,000.00	075		2123	0516	3,000,000.00
075		21	0516	0.00	72,848,361.00	-72,848,361.00	075		2123	0516	-72,848,361.00

Appropriations, Outlays, and Balances - Continued

Footnotes

Table 1 - Appropriations and Appropriation Transfers - Department of Health and Human Services

AID	ATA	Period of Availability	MAIN	Net Appropriations and Appropriation Transfers	Appropriation Amount	Net Appropriation Transfers	AID Involved	ATA Involved	Period of Availability Involved	MAIN Involved	Amount From or To (-)
075		2123	0516	422,451,101.00	352,602,740.00	69,848,361.00	075		X	0516	-3,000,000.00
							075		21	0516	72,848,361.00
075		21	0600	3,200,428,000.00	3,201,928,000.00	-1,500,000.00	075		21	0128	-1,500,000.00
075		21	0807	456,758,000.00	459,787,000.00	-3,029,000.00	075		21	0846	-1,257,000.00
							075		21	0891	-232,000.00
							075		21	0893	-160,000.00
							075		21	1503	-1,380,000.00
075		2122	0807	3,988,000.00	4,000,000.00	-12,000.00	075		21	1503	-12,000.00
075		21	0819	83,761,000.00	84,044,000.00	-283,000.00	075		21	0897	-31,000.00
							075		21	1503	-252,000.00
075		2125	0838	199,400,000.00	200,000,000.00	-600,000.00	075		2123	1503	-600,000.00
075		21	0843	3,888,220,000.00	3,899,227,000.00	-11,007,000.00	075		21	0849	699,000.00
							075		21	1503	-11,706,000.00
075		21	0844	1,588,197,000.00	1,590,337,000.00	-2,140,000.00	075		21	0873	24,000.00
							075		21	0885	2,548,000.00
							075		21	0888	1,000.00
							075		21	0889	21,000.00
							075		21	0894	41,000.00
							075		21	1503	-4,775,000.00
075		21	0846	2,412,604,539.00	2,411,110,000.00	1,494,539.00	075		21	0128	-5,000,000.00
							075		21	0807	1,257,000.00
							075		21	0897	-100,000.00
							075		21	1503	-7,262,461.00
							075		21	5736	12,600,000.00
075		2124	0846	186,516,595.00	1,250,000,000.00	-1,063,483,405.00	075		2123	1503	-1,063,483,405.00
075		X	0849	195,000,000.00	0.00	195,000,000.00	075		X	5628	195,000,000.00
075		21	0849	6,344,696,000.00	6,364,852,000.00	-20,156,000.00	075		21	0843	-699,000.00
							075		21	0897	-348,000.00
							075		21	1503	-19,109,000.00
075		21	0851	1,714,748,000.00	1,719,912,000.00	-5,164,000.00	075		21	1503	-5,164,000.00
075		21	0862	893,722,000.00	896,175,000.00	-2,453,000.00	075		21	0893	-7,000.00
							075		21	1503	-2,446,000.00
075		21	0872	3,653,700,000.00	3,664,811,000.00	-11,111,000.00	075		21	0893	-108,000.00

Appropriations, Outlays, and Balances - Continued

Footnotes

Table 1 - Appropriations and Appropriation Transfers - Department of Health and Human Services

AID	ATA	Period of Availability	MAIN	Net Appropriations and Appropriation Transfers	Appropriation Amount	Net Appropriation Transfers	AID Involved	ATA Involved	Period of Availability Involved	MAIN Involved	Amount From or To (-)
							075		21	1503	-11,003,000.00
075		21	0873	483,387,000.00	484,867,000.00	-1,480,000.00	075		21	0844	-24,000.00
							075		21	1503	-1,456,000.00
075		21	0875	852,853,000.00	855,421,000.00	-2,568,000.00	075		21	1503	-2,568,000.00
075		21	0884	2,125,530,000.00	2,131,975,000.00	-6,445,000.00	075		21	0897	-44,000.00
							075		21	1503	-6,401,000.00
075		21	0885	6,048,849,000.00	6,069,619,000.00	-20,770,000.00	075		21	0844	-2,548,000.00
							075		21	1503	-18,222,000.00
075		X	0886	50,000,000.00	0.00	50,000,000.00	075		X	5628	50,000,000.00
075		21	0886	2,453,517,000.00	2,463,393,000.00	-9,876,000.00	075		21	0892	-2,194,000.00
							075		21	0893	-286,000.00
							075		21	1503	-7,396,000.00
075		21	0887	833,012,000.00	835,714,000.00	-2,702,000.00	075		21	0897	-193,000.00
							075		21	1503	-2,509,000.00
075		21	0888	632,382,000.00	634,292,000.00	-1,910,000.00	075		21	0844	-1,000.00
							075		21	0893	-5,000.00
							075		21	1503	-1,904,000.00
075		21	0889	174,411,000.00	174,957,000.00	-546,000.00	075		21	0844	-21,000.00
							075		21	1503	-525,000.00
075		21	0890	496,578,000.00	498,076,000.00	-1,498,000.00	075		21	0897	-3,000.00
							075		21	1503	-1,495,000.00
075		21	0891	614,163,000.00	615,780,000.00	-1,617,000.00	075		21	0807	232,000.00
							075		21	1503	-1,849,000.00
075		X	0892	50,000,000.00	0.00	50,000,000.00	075		X	5628	50,000,000.00
075		21	0892	2,049,736,000.00	2,053,708,000.00	-3,972,000.00	075		21	0886	2,194,000.00
							075		21	1503	-6,166,000.00
075		21	0893	1,475,867,000.00	1,479,660,000.00	-3,793,000.00	075		21	0807	160,000.00
							075		21	0862	7,000.00
							075		21	0872	108,000.00
							075		21	0886	286,000.00
							075		21	0888	5,000.00
							075		21	0896	83,000.00
							075		21	1503	-4,442,000.00

Appropriations, Outlays, and Balances - Continued

Footnotes

Table 1 - Appropriations and Appropriation Transfers - Department of Health and Human Services

AID	ATA	Period of Availability	MAIN	Net Appropriations and Appropriation Transfers	Appropriation Amount	Net Appropriation Transfers	AID Involved	ATA Involved	Period of Availability Involved	MAIN Involved	Amount From or To (-)
075		21	0894	553,216,000.00	554,923,000.00	-1,707,000.00	075		21	0844	-41,000.00
							075		21	1503	-1,666,000.00
075		21	0896	153,616,000.00	154,162,000.00	-546,000.00	075		21	0893	-83,000.00
							075		21	1503	-463,000.00
075		21	0897	390,413,000.00	390,865,000.00	-452,000.00	075		21	0819	31,000.00
							075		21	0846	100,000.00
							075		21	0849	348,000.00
							075		21	0884	44,000.00
							075		21	0887	193,000.00
							075		21	0890	3,000.00
							075		21	0898	2,000.00
							075		21	1503	-1,173,000.00
075		21	0898	409,493,000.00	410,728,000.00	-1,235,000.00	075		21	0897	-2,000.00
							075		21	1503	-1,233,000.00
075		X	0943	11,680,000,000.00	11,530,000,000.00	150,000,000.00	075		X	0116	160,000,000.00
							075		X	0945	-10,000,000.00
075		2024	0943	583,413,000.00	0.00	583,413,000.00	075		2124	0943	583,413,000.00
075		2124	0943	7,956,587,000.00	8,750,000,000.00	-793,413,000.00	075		2124	0390	-210,000,000.00
							075		2024	0943	-583,413,000.00
075		21	0944	93,000,000.00	78,000,000.00	15,000,000.00	097		21	0100	15,000,000.00
075		X	0945	10,000,000.00	0.00	10,000,000.00	075		X	0943	10,000,000.00
075		X	0947	17,000,000.00	0.00	17,000,000.00	075		X	0116	17,000,000.00
075		21	0947	205,218,000.00	205,850,000.00	-632,000.00	075		21	1503	-632,000.00
075		X	0948	254,950,000.00	0.00	254,950,000.00	075		X	0116	254,950,000.00
075		21	0948	1,018,578,000.00	1,021,714,000.00	-3,136,000.00	075		21	1503	-3,136,000.00
075		X	0949	52,440,000.00	0.00	52,440,000.00	075		X	0116	52,000,000.00
							075		21	0949	440,000.00
075		21	0949	594,002,000.00	596,272,000.00	-2,270,000.00	075		X	0949	-440,000.00
							075		21	1503	-1,830,000.00
075		21	0950	1,310,018,809.00	1,314,056,000.00	-4,037,191.00	075		21	1503	-4,037,191.00
075		X	0951	372,200,000.00	0.00	372,200,000.00	075		X	0116	372,200,000.00
075		21	0951	447,428,000.00	448,805,000.00	-1,377,000.00	075		21	1503	-1,377,000.00
075		21	0952	680,783,000.00	682,879,000.00	-2,096,000.00	075		21	1503	-2,096,000.00

Appropriations, Outlays, and Balances - Continued

Footnotes

Table 1 - Appropriations and Appropriation Transfers - Department of Health and Human Services

AID	ATA	Period of Availability	MAIN	Net Appropriations and Appropriation Transfers	Appropriation Amount	Net Appropriation Transfers	AID Involved	ATA Involved	Period of Availability Involved	MAIN Involved	Amount From or To (-)
075		21	0953	344,240,000.00	345,300,000.00	-1,060,000.00	075		21	1503	-1,060,000.00
075		21	0955	270,191,000.00	271,022,000.00	-831,000.00	075		21	1503	-831,000.00
075		2122	0955	128,027,000.00	128,421,000.00	-394,000.00	075		21	1503	-394,000.00
075		2123	0955	192,806,000.00	193,400,000.00	-594,000.00	075		2123	1503	-594,000.00
075		21	0956	839,614,000.00	842,200,000.00	-2,586,000.00	075		21	1503	-2,586,000.00
075		21	0958	167,294,000.00	167,810,000.00	-516,000.00	075		21	1503	-516,000.00
075		21	0959	590,180,693.00	591,997,000.00	-1,816,307.00	075		21	1503	-1,816,307.00
075		21	1362	4,378,443,222.00	4,378,830,000.00	-386,778.00	075		21	1503	-386,778.00
075		X	1363	1,992,000,000.00	1,980,000,000.00	12,000,000.00	075		X	0116	12,000,000.00
075		21	1363	1,504,704,907.00	1,509,236,000.00	-4,531,093.00	075		21	1503	-4,531,093.00
075		2123	1363	249,249,440.00	250,000,000.00	-750,560.00	075		2123	1503	-750,560.00
075		21	1364	3,761,601,749.00	3,773,556,000.00	-11,954,251.00	075		21	1503	-11,954,251.00
075		21	1502	3,712,800,960.00	3,750,304,000.00	-37,503,040.00	075		21	1503	-37,503,040.00
075		X	1503	7,600,889.00	0.00	7,600,889.00	075		X	0140	6,976,309.00
							075		X	0353	624,214.00
							075		X	0357	366.00
075		21	1503	319,731,890.00	45,755,000.00	273,976,890.00	075		21	0120	1,443,490.00
							075		21	0130	187,241.00
							075		21	0135	116,481.00
							075		2122	0139	576,043.00
							075		21	0140	1,383,847.00
							075		21	0142	6,779,407.00
							075		21	0353	3,050,548.00
							075		21	0354	2,928,038.00
							075		21	0356	2,340,304.00
							075		21	0357	1,289,710.00
							075		21	0358	957,773.00
							075		21	0359	860,079.00
							075		21	0360	8,569,202.00
							075		21	0361	466,248.00
							075		21	0511	11,933,143.00
							075		21	0807	1,380,000.00
							075		2122	0807	12,000.00

Footnotes

Table 1 - Appropriations and Appropriation Transfers - Department of Health and Human Services

AID	ATA	Period of Availability	MAIN	Net Appropriations and Appropriation Transfers	Appropriation Amount	Net Appropriation Transfers	AID Involved	ATA Involved	Period of Availability Involved	MAIN Involved	Amount From or To (-)
							075		21	0819	252,000.00
							075		21	0843	11,706,000.00
							075		21	0844	4,775,000.00
							075		21	0846	7,262,461.00
							075		21	0849	19,109,000.00
							075		21	0851	5,164,000.00
							075		21	0862	2,446,000.00
							075		21	0872	11,003,000.00
							075		21	0873	1,456,000.00
							075		21	0875	2,568,000.00
							075		21	0884	6,401,000.00
							075		21	0885	18,222,000.00
							075		21	0886	7,396,000.00
							075		21	0887	2,509,000.00
							075		21	0888	1,904,000.00
							075		21	0889	525,000.00
							075		21	0890	1,495,000.00
							075		21	0891	1,849,000.00
							075		21	0892	6,166,000.00
							075		21	0893	4,442,000.00
							075		21	0894	1,666,000.00
							075		21	0896	463,000.00
							075		21	0897	1,173,000.00
							075		21	0898	1,233,000.00
							075		21	0947	632,000.00
							075		21	0948	3,136,000.00
							075		21	0949	1,830,000.00
							075		21	0950	4,037,191.00
							075		21	0951	1,377,000.00
							075		21	0952	2,096,000.00
							075		21	0953	1,060,000.00
							075		21	0955	831,000.00
							075		2122	0955	394,000.00

Appropriations, Outlays, and Balances - Continued

Footnotes

Table 1 - Appropriations and Appropriation Transfers - Department of Health and Human Services

AID	ATA	Period of Availability	MAIN	Net Appropriations and Appropriation Transfers	Appropriation Amount	Net Appropriation Transfers	AID Involved	ATA Involved	Period of Availability Involved	MAIN Involved	Amount From or To (-)
							075		21	0956	2,586,000.00
							075		21	0958	516,000.00
							075		21	0959	1,816,307.00
							075		21	1362	386,778.00
							075		21	1363	4,531,093.00
							075		21	1364	11,954,251.00
							075		21	1502	37,503,040.00
							075		21	1515	32,816,457.00
							075		21	1700	1,014,758.00
075		2123	1503	3,780,458,967.00	1,864,446,000.00	1,916,012,967.00	075		2124	0140	850,000,000.00
							075		2123	0356	553,478.00
							075		2123	0358	31,524.00
							075		2125	0838	600,000.00
							075		2124	0846	1,063,483,405.00
							075		2123	0955	594,000.00
							075		2123	1363	750,560.00
075		21	1515	54,197,967,588.00	54,876,000,000.00	-678,032,412.00	075	014	21	1515	-630,215,955.00
							075		21	1503	-32,816,457.00
							075		2124	1515	-15,000,000.00
075		2124	1515	15,000,000.00	0.00	15,000,000.00	075		21	1515	15,000,000.00
075		21	1534	1,714,203,500.00	1,717,803,500.00	-3,600,000.00	075		2122	1534	-3,600,000.00
075		2122	1534	3,600,000.00	0.00	3,600,000.00	075		21	1534	3,600,000.00
075		21	1536	13,577,247,230.00	13,578,511,000.00	-1,263,770.00	075	014	21	1536	-1,263,770.00
075		21	1550	3,514,167,625.00	3,550,000,000.00	-35,832,375.00	075	014	21	1550	-35,832,375.00
075		X	1552	987,439,243.61	1,000,000,000.00	-12,560,756.39	075	014	X	1552	-12,560,756.39
075		21	1552	16,684,975,587.00	16,739,175,287.00	-54,199,700.00	075	013	21	1552	-2,571,766.00
							075	014	21	1552	-51,627,934.00
075		21	1700	336,985,242.00	338,000,000.00	-1,014,758.00	075		21	1503	-1,014,758.00
075		X	5628	109,000,000.00	404,000,000.00	-295,000,000.00	075		X	0849	-195,000,000.00
							075		X	0886	-50,000,000.00
							075		X	0892	-50,000,000.00
075		21	5736	0.00	12,600,000.00	-12,600,000.00	075		21	0846	-12,600,000.00
075		X	8004	-510,765,813,674.67	0.00	-510,765,813,674.67	075		X	8308	-98,700,352,066.58

Footnotes

Table 1 - Appropriations and Appropriation Transfers - Department of Health and Human Services

AID	ATA	Period of Availability	MAIN	Net Appropriations and Appropriation Transfers	Appropriation Amount	Net Appropriation Transfers	AID Involved	ATA Involved	Period of Availability Involved	MAIN Involved	Amount From or To (-)
075		X	8005	-355,865,849,823.44	0.00	-355,865,849,823.44	075	075	X	8004	-412,065,461,608.09
							075		X	8393	-1,396,846,294.57
							075		1516	8393	382,841.11
							075		1617	8393	-3,423,688.74
							075		1718	8393	-2,440,291.74
							075		1819	8393	-25,359,709.61
							075		1920	8393	-201,565,800.45
							075		2021	8393	-391,798,297.71
							075		2122	8393	-197,587,671.05
075		X	8175	-257,596,303.02	0.00	-257,596,303.02	075	075	X	8005	-353,647,210,910.68
075		X	8308	98,700,352,066.58	0.00	98,700,352,066.58	075	075	X	8175	-257,596,303.02
075		X	8393	1,396,846,294.57	0.00	1,396,846,294.57	075		X	8004	98,700,352,066.58
075		1516	8393	-382,841.11	0.00	-382,841.11	075		X	8005	-382,841.11
075		1617	8393	3,423,688.74	0.00	3,423,688.74	075		X	8005	3,423,688.74
075		1718	8393	2,440,291.74	0.00	2,440,291.74	075		X	8005	2,440,291.74
075		1819	8393	25,359,709.61	0.00	25,359,709.61	075		X	8005	25,359,709.61
075		1920	8393	201,565,800.45	0.00	201,565,800.45	075		X	8005	201,565,800.45
075		2021	8393	391,798,297.71	0.00	391,798,297.71	075		X	8005	391,798,297.71
075		2122	8393	197,587,671.05	0.00	197,587,671.05	075		X	8005	197,587,671.05
075	075	2124	0127	73,718,050.00	0.00	73,718,050.00	075		2124	0127	73,718,050.00
075	075	X	0145	39,324,433.18	0.00	39,324,433.18	075		X	0145	39,324,433.18
075	075	X	0512	3,805,125,000.95	0.00	3,805,125,000.95	075		X	0512	3,805,125,000.95
075	075	X	8004	412,065,461,608.09	0.00	412,065,461,608.09	075		X	8004	412,065,461,608.09
075	075	X	8005	353,647,210,910.68	0.00	353,647,210,910.68	075		X	8005	353,647,210,910.68
075	075	X	8175	257,596,303.02	0.00	257,596,303.02	075		X	8175	257,596,303.02
Total				870,436,338,950.01	870,422,686,664.01	13,652,286.00					13,652,286.00

This Page Left Blank Intentionally

Appropriations, Outlays, and Balances - Continued

Appropriation or Fund Account Title	Account Symbol				Balances, Beginning of Fiscal Year	Appropriations and Other Obligational Authority ¹	Transfers Borrowings and Investment (Net) ²	Outlays (Net)	Balances Withdrawn and Other Transactions ³	Balances, End of Fiscal Year
	Period of Availability	ATA	AID	MAIN						
Department of Homeland Security										
Departmental Management and Operations										
General Fund Accounts										
Operations and Support, Office of the Secretary and Executive Management, Departmental Management, Operations, Intelligence, and Oversight, Homeland Security										
Fund Resources:										
Undisbursed Funds	2021-2022		070	0100	000	----- 5,000,000.00	----- -----	----- -----	----- -----	----- 5,000,000.00
	2017-2022					336.00	-----	-----	-----	336.00
	2021					----- 184,832,920.00	-----	----- 123,956,688.05	-----	----- 60,876,231.95
	2020-2021					5,000,000.00	----- 929,550.00	-----	----- 4 929,550.00	----- 5,000,000.00
	2016-2021					-----	-----	----- -1,145,259.76	-----	----- 1,145,259.76
	2020					51,515,274.47	----- -1,110,550.00	-----	----- 41,055,089.65	----- 9,349,634.82
	2019-2020					88,000.00	-----	-----	-----	88,000.00
	2017-2020					-38,026.06	-----	-----	-----	3,753.33
	2019					8,442,884.08	-----	-----	-----	4,408,130.90
	2018-2019					2,077.80	-----	-----	-----	2,077.80
	2018					5,349,768.83	-----	-----	-----	5,266,034.26
	2017					2,465,688.78	-----	-----	-----	2,449,480.32
	No Year					21,650.57	-----	-----	-----	21,650.57
	Subtotal		070	0100	000	72,847,654.47	189,832,920.00	-181,000.00	167,959,434.76	929,550.00 93,610,589.71
Counterterrorism Fund, Departmental Management and Operations, Homeland Security										
Fund Resources:										
Undisbursed Funds	No Year		070	0101	000	0.35	-----	-----	-----	0.35
Department-Wide Technology Investments, Departmental Management, Homeland Security										
Fund Resources:										
Undisbursed Funds	No Year		070	0102	000	239,029,874.43	-----	-----	6,707,853.50	----- 232,322,020.93
Office of the Secretary and Executive Management, Departmental Management and Operations, Homeland Security										
Fund Resources:										
Undisbursed Funds	2016		070	0110	000	4,546,558.54	-----	-----	40,426.71	4,506,131.83
	No Year					433,863.89	-----	-----	-----	433,863.89
	Subtotal		070	0110	000	4,980,422.43	-----	-----	40,426.71	4,506,131.83 433,863.89
Office of the Under Secretary for Management, Departmental Management and Operations, Homeland Security										
Fund Resources:										
Undisbursed Funds	2014-2018		070	0111	000	217,444.53	-----	-----	2,715.00	----- 214,729.53
	2016-2017					1,164,253.08	-----	-----	840.40	----- 1,163,412.68
	2013-2017					208,730.17	-----	-----	-----	----- 208,730.17
	2016					4,302,584.58	-----	-----	1,552.97	4,301,031.61
	2015-2016					594,018.98	-----	-----	-----	594,018.98
	2012-2016					297,744.70	-----	-----	-----	297,744.70
	No Year					153,701,250.47	-----	-----	26,357,448.16	----- 127,343,802.31

Footnotes at End of Chapter

Appropriations, Outlays, and Balances - Continued

Appropriation or Fund Account Title	Account Symbol				Balances, Beginning of Fiscal Year	Appropriations and Other Obligational Authority ¹	Transfers Borrowings and Investment (Net) ²	Outlays (Net)	Balances Withdrawn and Other Transactions ³	Balances, End of Fiscal Year
	Period of Availability	ATA	AID	MAIN						
	Subtotal		070	0111	000	160,486,026.51	-----	26,362,556.53	5,192,795.29	128,930,674.69
Operations and Support, Management Directorate, Departmental Management, Operations, Intelligence, and Oversight, Homeland Security Fund Resources:										
Undisbursed Funds	2021		070	0112	000	-----	1,407,371,000.00	1,438,000.00	-----	473,413,513.26
	2020-2021					158,235,522.13	-----	1,426,980.00	4 1,426,980.00	57,813,751.06
	2020					479,080,538.24	-----	-1,834,980.00	-----	94,207,521.05
	2019					55,274,446.94	-----	-----	-----	32,948,698.87
	2018-2019					16,108,014.36	-----	-----	-----	11,023,684.98
	2018					12,715,592.41	-----	-----	-----	11,647,598.81
	2017-2018					10,093,752.32	-----	-----	-----	10,812,716.51
	2017					7,626,277.75	-----	-----	-----	7,619,313.16
	2016-2017					52,187.67	-----	-----	-----	52,187.67
	2016					1,285,357.19	-----	-----	1,239,885.69	-----
	2015-2016					178,849.42	-----	-----	253,507.06	-----
	No Year					19,919.64	-----	-----	-----	21,726.61
	Subtotal		070	0112	000	740,670,458.07	1,407,371,000.00	1,030,000.00	1,446,590,373.34	2,920,372.75
Office of the Chief Information Officer, Departmental Management and Operations, Homeland Security Fund Resources:										
Undisbursed Funds	2016-2017		070	0113	000	23,056,933.45	-----	-----	-----	19,475,216.23
	2016					3,563,382.68	-----	-----	3,557,756.51	-----
	2015-2016					9,205,711.33	-----	-----	9,095,336.97	-----
	2014-2016					17.28	-----	-----	17.28	-----
	No Year					18,248,384.88	-----	-----	-----	21,180,552.94
	Subtotal		070	0113	000	54,074,429.62	-----	-----	765,549.69	12,653,110.76
Operations and Support, Intelligence, Analysis, and Operations Coordination, Departmental Management, Operations, Intelligence, and Oversight, Homeland Security Fund Resources:										
Undisbursed Funds	2021-2022		070	0115	000	-----	88,826,000.00	-----	-----	63,011,616.45
	2021					-----	215,880,000.00	-----	-----	41,828,957.57
	2020-2021					42,907,581.36	-----	298,190.00	4 298,190.00	9,184,873.01
	2020					54,831,115.59	-----	-298,190.00	-----	7,330,985.59
	2019-2020					5,865,882.15	-----	-----	-----	4,550,446.40
	2019					4,251,715.33	-----	-----	-----	2,424,059.65
	2018-2019					3,098,009.06	-----	-----	-----	2,482,807.84
	2018					3,815,886.64	-----	-----	-----	3,490,407.21
	2017-2018					5,509,638.49	-----	-----	-----	5,507,576.64
	2017					2,292,445.62	-----	-----	-----	2,305,206.43
	2016-2017					4,826,546.53	-----	-----	-----	4,929,586.01
	2016					2,734,171.37	-----	-----	2,831,796.07	-----
	2015-2016					4,402,291.23	-----	-----	4,402,291.23	-----
	Subtotal		070	0115	000	134,535,283.37	304,706,000.00	-----	284,662,483.27	7,532,277.30

Footnotes at End of Chapter

Appropriations, Outlays, and Balances - Continued

Appropriation or Fund Account Title	Account Symbol				Balances, Beginning of Fiscal Year	Appropriations and Other Obligational Authority ¹	Transfers Borrowings and Investment (Net) ²	Outlays (Net)	Balances Withdrawn and Other Transactions ³	Balances, End of Fiscal Year	
	Period of Availability	ATA	AID	MAIN							SUB
Procurement, Construction, and Improvements, Management Directorate, Departmental Management, Operations, Intelligence, and Oversight, Homeland Security Fund Resources:											
Undisbursed Funds	2021-2025		070	0406	000	-----	55,184,000.00	-----	113,591.36	-----	55,070,408.64
	2020-2024					223,767,000.00	-----	-----	-----	-----	223,767,000.00
	2021-2023					-----	149,502,000.00	-----	21,946,455.76	-----	127,555,544.24
	2020-2022					105,056,952.86	-----	-----	79,157,845.72	-----	25,899,107.14
	2019-2021					24,038,177.11	-----	-----	21,439,317.10	-----	2,598,860.01
	2019-2020					2,988,882.82	-----	-----	1,852,863.22	-----	1,136,019.60
	2018-2019					4,999,597.94	-----	-----	407,506.25	-----	4,592,091.69
	2017-2018					1,700,651.44	-----	-----	-26,807.90	-----	1,727,459.34
	No Year					11,386,113.21	-----	-----	2,149,397.03	-----	9,236,716.18
	Subtotal		070	0406	000	373,937,375.38	204,686,000.00	-----	127,040,168.54	-----	451,583,206.84
Research and Development, Management Directorate, Departmental Management, Operations, Intelligence, and Oversight, Homeland Security Fund Resources:											
Undisbursed Funds	2019-2020		070	0801	000	191,201.62	-----	-----	-----	-----	191,201.62
	2018-2019					144,289.04	-----	-----	-----	-----	144,289.04
	2017-2018					108,456.85	-----	-----	-----	-----	108,456.85
	Subtotal		070	0801	000	443,947.51	-----	-----	-----	-----	443,947.51
Intragovernmental Funds											
Working Capital Fund Departmental Management, Homeland Security Fund Resources:											
Undisbursed Funds	No Year		070	4640	000	-32,431,042.30	-----	-----	-11,595,034.72	-----	⁵ -20,836,007.58
Trust Fund Accounts											
Gifts and Donations, Department Management, Homeland Security Fund Resources:											
Undisbursed Funds	No Year		070	8244	000	94,106,236.22	2,564.31	-----	49,102,731.85	-----	45,006,068.68
Total, Departmental Management and Operations						1,842,680,666.06	2,106,598,484.31	849,000.00	2,097,636,543.47	33,734,237.93	1,818,757,368.97
Office of the Inspector General											
General Fund Accounts											
Operations and Support, Office of Inspector General, Homeland Security Fund Resources:											
Undisbursed Funds	2021		070	0200	000	-----	190,186,000.00	-----	153,856,421.83	-----	36,329,578.17
	2020-2021					-----	-----	330,000.00	329,415.43	-----	584.57
	2020					44,204,661.96	-----	-330,000.00	30,953,778.88	-----	12,920,883.08
	2019-2020					2.00	-----	-----	-----	-----	2.00
	2018-2020					1,590,336.28	-----	-----	934,568.52	-----	655,767.76
	2019					6,739,563.22	-----	-----	1,187,160.24	-----	5,552,402.98
	2018					2,837,967.73	-----	-----	434,835.84	-----	2,403,131.89
	2017					3,458,065.14	-----	-----	49,135.38	-----	3,408,929.76
	2016					3,036,970.29	-----	-----	27,565.45	3,009,404.84	-----
	No Year					11,856,582.26	-----	-----	9,032,833.01	-----	2,823,749.25

Footnotes at End of Chapter

Appropriations, Outlays, and Balances - Continued

Appropriation or Fund Account Title	Account Symbol				Balances, Beginning of Fiscal Year	Appropriations and Other Obligational Authority ¹	Transfers Borrowings and Investment (Net) ²	Outlays (Net)	Balances Withdrawn and Other Transactions ³	Balances, End of Fiscal Year	
	Period of Availability	ATA	AID	MAIN							SUB
Total, Office of the Inspector General	Subtotal		070	0200	000	73,724,148.88	190,186,000.00	-----	196,805,714.58	3,009,404.84	64,095,029.46
						73,724,148.88	190,186,000.00	-----	196,805,714.58	3,009,404.84	64,095,029.46
Citizenship and Immigration Services											
General Fund Accounts											
Operations and Support, U.S. Citizenship and Immigration Services, Homeland Security Fund Resources:											
Undisbursed Funds											
	2021		070	0300	000	-----	114,031,900.00	-----	67,336,375.68	-----	46,695,524.32
	2020-2021					-----	-----	8,984,690.00	-----	4 8,984,690.00	-----
	2020					51,773,861.57	-----	-8,984,690.00	28,000,820.14	-----	14,788,351.43
	2019					13,762,720.41	-----	-----	2,405,530.66	-----	11,357,189.75
	2018					2,427,263.65	-----	-----	153,390.22	-----	2,273,873.43
	2017					1,779,637.54	-----	-----	-----	-----	1,779,637.54
	2016					3,382,944.05	-----	-----	-75.20	3,383,019.25	-----
	No Year					4,342,545.80	-----	-----	-----	-----	4,342,545.80
	Subtotal		070	0300	000	77,468,973.02	114,031,900.00	-----	97,896,041.50	12,367,709.25	81,237,122.27
Procurement, Construction, and Improvements, United States Citizenship and Immigration Services, Homeland Security Fund Resources:											
Undisbursed Funds											
	2019-2021		070	0407	000	11,787,588.47	-8,200,000.00	-1,141,900.00	506,199.90	-----	1,939,488.57
	2018-2020					2,832,954.43	-----	-----	2,458,517.00	-----	374,437.43
	2017					0.18	-----	-----	-----	-----	0.18
	Subtotal		070	0407	000	14,620,543.08	-8,200,000.00	-1,141,900.00	2,964,716.90	-----	2,313,926.18
Federal Assistance, U.S. Citizenship and Immigration Services, Homeland Security Fund Resources:											
Undisbursed Funds											
	2021		070	0408	000	-----	10,000,000.00	-----	-----	-----	10,000,000.00
	2020					10,000,000.00	-----	-----	3,450,337.11	-----	6,549,662.89
	2019					6,395,666.81	-----	-----	4,468,424.78	-----	1,927,242.03
	Subtotal		070	0408	000	16,395,666.81	10,000,000.00	-----	7,918,761.89	-----	18,476,904.92
Special Fund Accounts											
Immigration Examination Fees, Immigration Services, Homeland Security Fund Resources:											
Undisbursed Funds											
	No Year		070	5088	000	2,203,271,638.84	4,709,384,575.18	-----	4,065,511,326.57	-----	2,847,144,887.45
Immigration Services, H-1 B Funded, Homeland Security Fund Resources:											
Undisbursed Funds											
	No Year		070	5106	000	15,757,033.18	27,810,620.50	-----	9,942,631.91	4 7,500,000.00	26,125,021.77
H-1B and L Fraud Prevention and Detection Account, Citizenship and Immigration Services, Homeland Security Fund Resources:											
Undisbursed Funds											
	No Year		070	5389	000	32,481,079.13	42,835,181.93	-----	34,671,482.49	-----	40,644,778.57
Total, Citizenship and Immigration Services											
						2,359,994,934.06	4,895,862,277.61	-1,141,900.00	4,218,904,961.26	19,867,709.25	3,015,942,641.16
United States Secret Service											
General Fund Accounts											

Footnotes at End of Chapter

Appropriations, Outlays, and Balances - Continued

Appropriation or Fund Account Title	Account Symbol				Balances, Beginning of Fiscal Year	Appropriations and Other Obligational Authority ¹	Transfers Borrowings and Investment (Net) ²	Outlays (Net)	Balances Withdrawn and Other Transactions ³	Balances, End of Fiscal Year	
	Period of Availability	ATA	AID	MAIN							SUB
Operations and Support, United States Secret Service, Homeland Security Fund Resources:											
Undisbursed Funds	2021-2022		070	0400	000	-----	41,807,000.00	-----	5,909,688.98	-----	35,897,311.02
	2021					-----	2,343,160,100.00	278,565.78	1,864,672,527.27	-----	478,766,138.51
	2020-2021					29,434,302.47	-----	1,810,393.00	17,657,968.88	⁴ 1,810,393.00	11,776,333.59
	2020					495,415,484.27	-----	-3,859,908.02	384,171,282.57	-----	107,384,293.68
	2019-2020					14,913,204.87	-----	-----	6,902,898.93	-----	8,010,305.94
	2019					100,376,199.44	-----	-----	31,344,267.94	-----	69,031,931.50
	2018-2019					12,149,554.32	-----	-----	737,421.87	-----	11,412,132.45
	2018					45,703,123.29	-----	-----	3,992,016.16	-----	41,711,107.13
	2017-2018					1,717,042.66	-----	-----	-857,902.08	-----	2,574,944.74
	2017					32,990,188.31	-----	-----	-686,426.19	-----	33,676,614.50
	2016-2017					60,717.33	-----	-----	-4,393,343.15	-----	4,454,060.48
	2016					44,215,426.22	-----	-----	3,177,044.14	41,038,382.08	-----
	2015-2016					498,809.23	-----	-----	-398,364.99	897,174.22	-----
	No Year					33,397,950.97	-----	-----	8,750,715.96	-----	24,647,235.01
Funds Held Outside the Treasury	2021					-----	-----	863,334.22	-----	-----	863,334.22
	2020					950,484.98	-----	-950,484.98	-----	-----	-----
	Subtotal		070	0400	000	811,822,488.36	2,384,967,100.00	-1,858,100.00	2,320,979,796.29	43,745,949.30	830,205,742.77
Procurement, Construction, and Improvements, United States Secret Service, Homeland Security Fund Resources:											
Undisbursed Funds	2021-2023		070	0401	000	-----	52,955,000.00	-----	4,637,670.46	-----	48,317,329.54
	2020-2022					56,794,327.52	-----	-----	10,987,754.29	-----	45,806,573.23
	2019-2021					49,817,316.70	-----	-----	30,494,550.68	-----	19,322,766.02
	2017-2021					33,343,505.66	-----	-----	13,594,500.49	-----	19,749,005.17
	2019-2020					3,100,000.00	-----	-----	713,930.00	-----	2,386,070.00
	2018-2020					18,505,055.86	-----	-----	14,334,526.55	-----	4,170,529.31
	2017-2019					9,153,338.93	-----	-----	6,443,630.14	-----	2,709,708.79
	2015-2019					242,516.39	-----	-----	4,833.50	-----	237,682.89
	2016-2018					1,701,238.65	-----	-----	-41,549.27	-----	1,742,787.92
	2014-2018					169,344.22	-----	-----	-----	-----	169,344.22
	2015-2017					1,303,579.80	-----	-----	-----	-----	1,303,579.80
	2013-2017					168,397.63	-----	-----	-----	-----	168,397.63
	2014-2016					830,878.12	-----	-----	702.74	830,175.38	-----
	2012-2016					403,548.73	-----	-----	-----	403,548.73	-----
	No Year					391,632.75	-----	-----	-----	-----	391,632.75
	Subtotal		070	0401	000	175,924,680.96	52,955,000.00	-----	81,170,549.58	1,233,724.11	146,475,407.27
Contribution for Annuity Benefits, United States Secret Service, Homeland Security Fund Resources:											
Undisbursed Funds	No Year		070	0405	000	20,733,971.26	270,802,226.00	-----	266,671,967.24	-----	24,864,230.02

Footnotes at End of Chapter

Appropriations, Outlays, and Balances - Continued

Appropriation or Fund Account Title	Account Symbol				Balances, Beginning of Fiscal Year	Appropriations and Other Obligational Authority ¹	Transfers Borrowings and Investment (Net) ²	Outlays (Net)	Balances Withdrawn and Other Transactions ³	Balances, End of Fiscal Year
	Period of Availability	ATA	AID	MAIN SUB						
Research and Development, United States Secret Service, Homeland Security Fund Resources: Undisbursed Funds	2021-2022		070	0804	000	----- 11,937,000.00	-----	3,112,968.36	-----	8,824,031.64
	2020-2021					3,229,999.81	-----	628,326.87	-----	2,601,672.94
	2019-2020					1,844,324.01	-----	1,093,751.34	-----	750,572.67
	2018-2019					300.00	-----	-----	-----	300.00
	Subtotal		070	0804	000	5,074,623.82	-----	4,835,046.57	-----	12,176,577.25
Total, United States Secret Service						1,013,555,764.40	-----	2,673,657,359.68	-----	1,013,721,957.31
Transportation Security Administration										
General Fund Accounts										
Procurement, Construction, and Improvements, Transportation Security Administration, Homeland Security Fund Resources: Undisbursed Funds	2021-2023		070	0410	000	----- 131,292,000.00	-----	32,893,106.34	-----	98,398,893.66
	2020-2022					74,588,951.32	-3,500,000.00	27,411,683.37	-----	43,677,267.95
	2019-2021					41,405,956.85	-----	35,526,482.82	-----	5,879,474.03
	2018-2020					14,687,186.93	-----	8,528,464.68	-----	6,158,722.25
	2018-2019					82,277.10	-----	-----	-----	82,277.10
	2017-2019					10,407,088.99	-----	3,407,092.88	-----	6,999,996.11
	Subtotal		070	0410	000	141,171,461.19	-3,500,000.00	107,766,830.09	-----	161,196,631.10
Expenses, Transportation Security Administration, Border and Transportation Security, Homeland Security Fund Resources: Undisbursed Funds	No Year		070	0508	000	7,006.92	-----	-----	-----	7,006.92
Federal Air Marshals, Transportation Security Administration, Homeland Security Fund Resources: Undisbursed Funds	No Year		070	0541	000	171,185.27	-----	-----	-----	171,185.27
Operations and Support, Transportation Security Administration, Homeland Security Fund Resources: Undisbursed Funds	2019-2024		070	0550	000	-----	-----	-574,276.00	-----	574,276.00
	2018-2023					-----	686,708.00	-----	-----	686,708.00
	2021-2022					-----	6,932,012,920.31	5,112,931,370.89	-----	1,819,081,549.42
	2020-2022					-----	-----	-8,528,327.98	-----	8,528,327.98
	2018-2022					621,605.84	-----	-----	-----	621,605.84
	2020-2021					1,677,413,157.47	-4,300,000.00	1,365,985,675.68	-----	307,127,481.79
	2019-2021					780,442.00	-686,708.00	-----	-----	93,734.00
	2018-2021					-----	-----	29,515.16	-----	⁵ -29,515.16
	2017-2021					50,511.90	-----	-----	-----	50,511.90
	2019-2020					151,785,241.97	-----	72,700,486.23	-----	79,084,755.74
	2018-2019					97,605,511.91	-----	9,728,858.10	-----	87,876,653.81
	2017-2018					64,427,839.42	-----	3,036,747.46	-----	61,391,091.96
	2016-2017					36,973,690.64	-----	88,564.75	-----	36,885,125.89

Footnotes at End of Chapter

Appropriations, Outlays, and Balances - Continued

Appropriation or Fund Account Title	Account Symbol				Balances, Beginning of Fiscal Year	Appropriations and Other Obligational Authority ¹	Transfers Borrowings and Investment (Net) ²	Outlays (Net)	Balances Withdrawn and Other Transactions ³	Balances, End of Fiscal Year
	Period of Availability	ATA	AID	MAIN SUB						
	2015-2016				52,115,779.48	-----	-----	-31,076.02	52,146,855.50	-----
	No Year				265,231,863.39	-----	-----	-14,106,658.05	-----	279,338,521.44
	Subtotal		070	0550 000	2,347,005,644.02	6,932,012,920.31	-4,300,000.00	6,541,260,880.22	52,146,855.50	2,681,310,828.61
Surface Transportation Security, Transportation Security Administration, Homeland Security Fund Resources:										
Undisbursed Funds	2016-2017		070	0551 000	254,007.25	-----	-----	-27,458.89	-----	281,466.14
	2015-2016				411,510.09	-----	-----	-24,814.53	436,324.62	-----
	No Year				311.30	-----	-----	-----	-----	311.30
	Subtotal		070	0551 000	665,828.64	-----	-----	-52,273.42	436,324.62	281,777.44
Research and Development, Transportation Security Administration, Border and Transportation Security, Homeland Security Fund Resources:										
Undisbursed Funds	No Year		070	0553 000	30,810.42	-----	-----	-----	-----	30,810.42
Transportation Security Support, Transportation Security Administration, Homeland Security Fund Resources:										
Undisbursed Funds	2016-2017		070	0554 000	21,408,856.79	-----	-----	310,849.35	-----	21,098,007.44
	2015-2016				25,387,651.55	-----	-----	2,958,631.15	22,429,020.40	-----
	No Year				334,312.93	-----	-----	-----	-----	334,312.93
	Subtotal		070	0554 000	47,130,821.27	-----	-----	3,269,480.50	22,429,020.40	21,432,320.37
Intelligence and Vetting, Transportation Security Administration, Homeland Security Fund Resources:										
Undisbursed Funds	2016-2017		070	0557 000	3,577,884.89	-----	-----	308,406.25	-----	3,269,478.64
	2015-2016				3,407,034.57	-----	-----	-----	3,407,034.57	-----
	No Year				32,620,371.83	-----	-----	19,960,667.87	-----	12,659,703.96
	Subtotal		070	0557 000	39,605,291.29	-----	-----	20,269,074.12	3,407,034.57	15,929,182.60
Research and Development, Transportation Security Administration, Homeland Security Fund Resources:										
Undisbursed Funds	2021-2022		070	0802 000	-----	29,524,000.00	-----	3,181,348.16	-----	26,342,651.84
	2020-2021				19,710,725.06	-----	-----	11,634,902.72	-----	8,075,822.34
	2019-2020				5,259,786.29	-----	-----	3,122,156.44	-----	2,137,629.85
	2018-2019				3,446,591.56	-----	-----	1,642,882.93	-----	1,803,708.63
	2017-2018				25,663.29	-----	-----	-----	-----	25,663.29
	Subtotal		070	0802 000	28,442,766.20	29,524,000.00	-----	19,581,290.25	-----	38,385,475.95
Special Fund Accounts										
Aviation Security Capital Fund, Transportation Security Administration, Homeland Security Fund Resources:										
Undisbursed Funds	No Year		070	5385 000	1,130,998,816.18	250,000,000.00	-----	234,894,371.38	-----	1,146,104,444.80
Unclaimed Checkpoint Money, Transportation Security Administration, Homeland Security Fund Resources:										
Undisbursed Funds	No Year		070	5390 000	925,457.32	653,687.64	-----	194,167.61	-----	1,384,977.35

Footnotes at End of Chapter

Appropriations, Outlays, and Balances - Continued

Appropriation or Fund Account Title	Account Symbol				Balances, Beginning of Fiscal Year	Appropriations and Other Obligational Authority ¹	Transfers Borrowings and Investment (Net) ²	Outlays (Net)	Balances Withdrawn and Other Transactions ³	Balances, End of Fiscal Year	
	Period of Availability	ATA	AID	MAIN							SUB
Airport Checkpoint Screening Fund, Transportation Security Administration, Homeland Security Fund Resources: Undisbursed Funds	No Year		070	5545	000	1,389,447.79	-----	-----	12,012.14	-----	1,377,435.65
Total, Transportation Security Administration						3,737,544,536.51	7,343,482,607.95	-7,800,000.00	6,927,195,832.89	78,419,235.09	4,067,612,076.48
Federal Law Enforcement Training Center											
General Fund Accounts											
Operations and Support, Federal Law Enforcement Training Centers, Homeland Security Fund Resources: Undisbursed Funds	2021-2022		070	0509	000	-----	61,391,000.00	-----	35,586,998.93	-----	25,804,001.07
	2021					-----	252,147,000.00	-----	189,516,237.51	-----	62,630,762.49
	2020-2021					17,475,994.41	-----	560,490.00	25,909,718.52	⁴ 242,490.00	⁵ -8,115,724.11
	2020					48,291,803.26	-----	-560,490.00	41,328,025.78	-----	6,403,287.48
	2019-2020					-3,241,439.05	-----	-----	-4,574,777.23	-----	1,333,338.18
	2019					6,823,010.62	-----	-----	1,281,478.36	-----	5,541,532.26
	2018-2019					1,590,532.59	-----	-----	-189,800.77	-----	1,780,333.36
	2017-2019					80,050.76	-----	-----	46,724.68	-----	33,326.08
	2018					3,805,099.48	-----	-----	1,862,215.57	-----	1,942,883.91
	2017-2018					6,083,739.84	-----	-----	-191,017.82	-----	6,274,757.66
	2017					613,860.12	-----	-----	-69.59	-----	613,929.71
	2016-2017					5,808,813.13	-----	-----	-59,169.94	-----	5,867,983.07
	2016					1,278,655.08	-----	-----	4,488.25	1,274,166.83	-----
	2015-2016					1,399,642.00	-----	-----	-8,049.07	1,407,691.07	-----
	No Year					1,500,934.65	-----	-----	856,349.83	-----	644,584.82
	Subtotal		070	0509	000	91,510,696.89	313,538,000.00	-----	291,369,353.01	2,924,347.90	110,754,995.98
Procurement, Construction, and Improvements, Federal Law Enforcement Training Centers, Homeland Security Fund Resources: Undisbursed Funds	2021-2025		070	0510	000	-----	26,810,000.00	-----	818,000.00	-----	25,992,000.00
	2020-2024					58,173,000.00	-----	-----	4,407,571.50	-----	53,765,428.50
	2019-2023					47,160,541.36	-----	-----	17,529,448.29	-----	29,631,093.07
	2018-2022					220,204.89	-----	-----	170,790.86	-----	49,414.03
	2021					-----	-----	-----	9,769,151.00	-----	⁵ -9,769,151.00
	2020-2021					1,600,000.00	-----	-----	1,253,872.10	-----	346,127.90
	2020					-20,487.14	-----	-----	-93,018.14	-----	72,531.00
	2016-2020					244,546.96	-----	-----	131,473.73	-----	113,073.23
	2019					-1,765.31	-----	-----	77,692.20	-----	⁵ -79,457.51
	2015-2019					40,666.81	-----	-----	-----	-----	40,666.81
	2014-2018					13,994.50	-----	-----	-----	-----	13,994.50
	2013-2017					15,196.80	-----	-----	-788.16	-----	15,984.96
	2016					3,211.97	-----	-----	-----	3,211.97	-----
	2012-2016					6,755.83	-----	-----	-58,017.06	64,772.89	-----
	No Year					-114,247.34	-----	-----	10,040,277.28	-----	⁵ -10,154,524.62

Footnotes at End of Chapter

Appropriations, Outlays, and Balances - Continued

Appropriation or Fund Account Title	Account Symbol				Balances, Beginning of Fiscal Year	Appropriations and Other Obligational Authority ¹	Transfers Borrowings and Investment (Net) ²	Outlays (Net)	Balances Withdrawn and Other Transactions ³	Balances, End of Fiscal Year	
	Period of Availability	ATA	AID	MAIN							SUB
Total, Federal Law Enforcement Training Center	Subtotal		070	0510	000	107,341,619.33	26,810,000.00	-----	44,046,453.60	67,984.86	90,037,180.87
						198,852,316.22	340,348,000.00	-----	335,415,806.61	2,992,332.76	200,792,176.85
Immigration and Customs Enforcement											
General Fund Accounts											
Immigration and Customs Enforcement, Border and Transportation Security, Homeland Security Fund Resources:											
Undisbursed Funds	No Year		070	0504	000	1,615,967.36	-----	-----	-----	-----	1,615,967.36
Operations and Support, U.S. Immigration and Customs Enforcement, Homeland Security Fund Resources:											
Undisbursed Funds	2020-2024		070	0540	000	105,725,737.39	-----	-----	22,035,270.35	-----	83,690,467.04
	2021-2023					-----	-----	-----	60,218.62	-----	⁵ -60,218.62
	2021-2022					-----	48,434,673.00	-----	-1,828,900.32	-----	50,263,573.32
	2020-2022					-79,026.89	-----	-----	323,892.50	-----	⁵ -402,919.39
	2018-2022					28,063.16	-----	-----	-7,165.56	-----	35,228.72
	2021					-----	7,824,034,000.00	-----	6,208,026,689.17	-----	1,616,007,310.83
	2020-2021					50,434,273.28	-----	16,859,000.00	26,809,899.86	-----	40,483,373.42
	2019-2021					-8,951.10	-----	-----	191,623.75	-----	⁵ -200,574.85
	2020					1,850,141,857.19	-----	-19,308,000.00	1,540,552,862.30	-----	290,280,994.89
	2019-2020					31,419,284.65	-----	-----	25,371,055.27	-----	6,048,229.38
	2018-2020					-70,001.83	-----	-----	-1,536.92	-----	⁵ -68,464.91
	2019					217,410,185.77	-----	-----	53,239,224.84	-----	164,170,960.93
	2018-2019					14,053,836.72	-----	-----	2,932,796.86	-----	11,121,039.86
	2015-2019					0.06	-----	-----	-----	-----	0.06
	2018					110,675,885.54	-----	-----	15,788,919.54	-----	94,886,966.00
	2017-2018					4,128,243.11	-----	-----	-51,982.66	-----	4,180,225.77
	2017					59,039,656.31	-----	-----	-2,195,988.72	-----	61,235,645.03
	2016-2017					4,816,001.29	-----	-----	2,056,683.74	-----	2,759,317.55
	2015-2017					1,818,623.83	-----	-----	738,461.30	-----	1,080,162.53
	2016					56,836,941.06	-----	-----	-1,037,788.54	57,874,729.60	-----
	2015-2016					5,982,454.41	-----	-----	49,997.82	5,932,456.59	-----
	No Year					75,847,609.88	10,000,000.00	-----	36,345,603.00	-----	49,502,006.88
	Subtotal		070	0540	000	2,588,200,673.83	7,882,468,673.00	-2,449,000.00	7,929,399,836.20	63,807,186.19	2,475,013,324.44
Automation Modernization, U.S. Immigration and Customs Enforcement, Homeland Security Fund Resources:											
Undisbursed Funds	2016-2018		070	0543	000	1,494,865.50	-----	-----	632,697.63	-----	862,167.87
	2015-2017					1,312,392.31	-----	-----	32,892.57	-----	1,279,499.74
	2014-2016					953,429.72	-----	-----	-----	953,429.72	-----
	2012-2016					177,051.17	-----	-----	-----	177,051.17	-----
	No Year					1,098,323.63	-658,000.00	-----	426,736.66	-----	13,586.97
	Subtotal		070	0543	000	5,036,062.33	-658,000.00	-----	1,092,326.86	1,130,480.89	2,155,254.58

Footnotes at End of Chapter

Appropriations, Outlays, and Balances - Continued

Appropriation or Fund Account Title	Account Symbol				Balances, Beginning of Fiscal Year	Appropriations and Other Obligational Authority ¹	Transfers Borrowings and Investment (Net) ²	Outlays (Net)	Balances Withdrawn and Other Transactions ³	Balances, End of Fiscal Year
	Period of Availability	ATA	AID	MAIN						
Procurement, Construction, and Improvements, U.S. Immigration and Customs Enforcement, Homeland Security Fund Resources:										
Undisbursed Funds	2021-2025		070	0545	000	----- 73,261,000.00	----- -----	765,365.47	----- -----	72,495,634.53
	2021-2023					----- 24,538,000.00	----- -----	53,845.99	----- -----	24,484,154.01
	2020-2022					46,641,310.42	----- -----	8,506,881.72	----- -----	38,134,428.70
	2018-2022					28,987,349.16	----- -----	918,943.10	----- -----	28,068,406.06
	2019-2021					40,432,952.07	----- 2,651,000.00	21,422,604.22	----- -----	21,661,347.85
	2020					2,927,918.39	----- -----	118,510.25	----- -----	2,809,408.14
	2018-2020					38,212,740.83	----- -----	29,833,264.48	----- -----	8,379,476.35
	2017-2019					2,016,153.62	----- -----	1,386,802.91	----- -----	629,350.71
	2014-2017					23,531.31	----- -----	----- -----	----- -----	23,531.31
	2013-2016					5,606.64	----- -----	----- -----	5,606.64	----- -----
	No Year					4,233,694.75	-3,098,000.00	484,256.77	----- -----	651,437.98
	Subtotal		070	0545	000	163,481,257.19	94,701,000.00	2,651,000.00	63,490,474.91	5,606.64
Special Fund Accounts										
Breach Bond/Detention Fund, Border and Transportation Security, Homeland Security Fund Resources:										
Undisbursed Funds	No Year		070	5126	000	106,680,848.61	26,210,629.95	----- 30,011,506.10	----- -----	102,879,972.46
Student and Exchange Visitor Program, Border and Transportation Security, Homeland Security Fund Resources:										
Undisbursed Funds	No Year		070	5378	000	158,975,006.96	170,859,924.48	----- 137,600,175.68	----- -----	192,234,755.76
Immigration User Fee Account, BICE, Homeland Security Fund Resources:										
Undisbursed Funds	No Year		070	5382	000	204,416,992.28	51,314,443.19	----- 56,579,773.22	----- -----	199,151,662.25
Detention and Removal Operations, U.S. Immigration and Customs Enforcement, Homeland Security Fund Resources:										
Undisbursed Funds	No Year		070	5542	000	520,676.74	300,080.00	----- 223,291.96	----- -----	597,464.78
Trust Fund Accounts										
Violent Crime Reduction Program, Immigration Services, Homeland Security Fund Resources:										
Undisbursed Funds	No Year		070	8598	000	503.19	----- -----	----- -----	----- -----	503.19
Total, Immigration and Customs Enforcement						3,228,927,988.49	8,225,196,750.62	202,000.00	8,218,397,384.93	64,943,273.72
U.S. Customs and Border Protection										
General Fund Accounts										
Customs and Border Protection, USCS, Homeland Security Fund Resources:										
Undisbursed Funds	No Year		070	0503	000	525,523.09	----- -----	----- -----	----- -----	525,523.09
Operations and Support, U.S. Customs and Border Protection, Homeland										

Footnotes at End of Chapter

Appropriations, Outlays, and Balances - Continued

Appropriation or Fund Account Title	Account Symbol				Balances, Beginning of Fiscal Year	Appropriations and Other Obligational Authority ¹	Transfers Borrowings and Investment (Net) ²	Outlays (Net)	Balances Withdrawn and Other Transactions ³	Balances, End of Fiscal Year	
	Period of Availability	ATA	AID	MAIN							SUB
Security Fund Resources: Undisbursed Funds	2020-2024		070	0530	000	181,077,917.72	-----	-----	141,718,424.25	-----	39,359,493.47
	2021-2022					-----	1,033,103,519.00	-----	587,888,330.94	-----	445,215,188.06
	2021					-----	13,352,229,000.00	321,914,008.00	⁶ 11,432,552,150.07	-----	2,241,590,857.93
	2020-2021					408,525,122.64	-----	12,595,910.00	301,741,419.11	⁴ 430,910.00	118,948,703.53
	2020					2,332,528,620.33	-----	-11,435,418.00	⁷ 2,019,301,821.48	-----	301,791,380.85
	2019-2020					472,772,793.14	-----	-----	218,369,982.37	-----	254,402,810.77
	2019					209,547,781.31	-----	-----	⁸ 68,439,563.75	-----	141,108,217.56
	2018-2019					86,610,769.70	-----	-----	26,248,965.76	-----	60,361,803.94
	2018					197,491,829.59	-----	-----	⁹ 14,915,550.01	-----	182,576,279.58
	2017-2018					47,106,657.06	-----	-----	5,210,294.21	-----	41,896,362.85
	2016-2018					651,353.10	-----	-----	507,132.42	-----	144,220.68
	2017					107,696,282.69	-----	-----	¹⁰ 7,156,378.50	-----	100,539,904.19
	2016-2017					142,261.31	-----	-----	10,416.76	-----	131,844.55
	2016					69,789,777.15	-----	-----	¹¹ 169,865.04	69,619,912.11	-----
	2015-2016					1,456,202.45	-----	-----	-209,063.71	1,665,266.16	-----
	No Year					80,981,833.24	-----	-12,398,152.23	40,552,599.62	-----	28,031,081.39
Funds Held Outside the Treasury	2021					-----	-----	1,664,992.00	-----	-----	1,664,992.00
	2020					1,160,492.00	-----	-1,160,492.00	-----	-----	-----
	Subtotal		070	0530	000	4,197,539,693.43	14,385,332,519.00	311,180,847.77	14,864,573,830.58	71,716,088.27	3,957,763,141.35
Automation Modernization, U.S. Customs and Border Protection, Homeland Security Fund Resources: Undisbursed Funds	2016-2018		070	0531	000	3,028,649.27	-----	-----	962,687.32	-----	2,065,961.95
	2015-2017					1,668,987.98	-----	-----	-290,042.30	-----	1,959,030.28
	2016					7,997,668.72	-----	-----	28,427.72	7,969,241.00	-----
	2014-2016					2,097,656.30	-----	-----	-----	2,097,656.30	-----
	No Year					4,589,573.80	-----	-----	1,106,182.78	-----	3,483,391.02
	Subtotal		070	0531	000	19,382,536.07	-----	-----	1,807,255.52	10,066,897.30	7,508,383.25
Procurement, Construction, and Improvements, U.S. Customs and Border Protection, Homeland Security Fund Resources: Undisbursed Funds	2021-2025		070	0532	000	-----	1,448,649,000.00	-----	-----	-----	1,448,649,000.00
	2020-2024					1,431,167,160.88	-----	-68,750,000.00	84,060,709.22	-----	1,278,356,451.66
	2021-2023					-----	322,235,000.00	-----	90,199,872.03	-----	232,035,127.97
	2019-2023					1,875,409,324.61	-----	-68,750,000.00	841,456,393.69	-----	965,202,930.92
	2020-2022					418,905,547.41	-----	-20,000,000.00	198,291,279.02	-----	200,614,268.39
	2018-2022					760,483,663.87	-27,036,000.00	-52,831,000.00	187,153,960.89	-----	493,462,702.98
	2019-2021					706,983,819.25	-----	-----	131,025,557.39	-----	575,958,261.86
	2017-2021					119,958,103.25	-----	-17,060,000.00	22,742,942.12	-----	80,155,161.13
	2018-2020					356,947,332.65	-----	-----	214,956,657.05	-----	141,990,675.60
	2016-2020					23,914,621.32	-----	-----	5,321,433.01	-----	18,593,188.31
	2017-2019					22,627,480.80	-----	-----	15,627,164.01	-----	7,000,316.79
	2015-2019					19,047,864.01	-----	-----	3,208,683.56	-----	15,839,180.45

Footnotes at End of Chapter

Appropriations, Outlays, and Balances - Continued

Appropriation or Fund Account	Account Symbol				Balances, Beginning of Fiscal Year	Appropriations and Other Obligational Authority ¹	Transfers Borrowings and Investment (Net) ²	Outlays (Net)	Balances Withdrawn and Other Transactions ³	Balances, End of Fiscal Year	
Title	Period of Availability	ATA	AID	MAIN							SUB
	2014-2018				7,667,324.16	-----	-----	2,325,306.30	-----	5,342,017.86	
	2013-2017				4,294,587.41	-----	-----	27,198.66	-----	4,267,388.75	
	2012-2016				4,514,554.63	-----	-----	21,116.36	4,493,438.27	-----	
	No Year				44,832,872.29	-6,000,000.00	5,500,000.00	12,067,928.97	-----	32,264,943.32	
	Subtotal		070	0532	000	5,796,754,256.54	1,737,848,000.00	-221,891,000.00	1,808,486,202.28	4,493,438.27	5,499,731,615.99
Border Security Fencing, Infrastructure, and Technology, U.S. Customs and Border Protection, Homeland Security Fund Resources:											
Undisbursed Funds											
	2016-2018		070	0533	000	6,796,676.21	-----	-----	5,178,462.62	-----	1,618,213.59
	2016-2017					6,722,800.56	-----	-----	1,497,841.05	-----	5,224,959.51
	2015-2017					13,525,856.38	-----	-----	-3,832,989.21	-----	17,358,845.59
	2014-2016					5,522,156.17	-----	-----	126,867.44	5,395,288.73	-----
	No Year					104,236,984.29	-15,000,000.00	-----	16,001,396.15	-----	73,235,588.14
	Subtotal		070	0533	000	136,804,473.61	-15,000,000.00	-----	18,971,578.05	5,395,288.73	97,437,606.83
Air and Marine Operations, U.S. Customs and Border Protection, Homeland Security Fund Resources:											
Undisbursed Funds											
	2016-2018		070	0544	000	13,511,134.40	-----	-----	5,670,923.30	-----	7,840,211.10
	2015-2017					5,359,393.94	-----	-----	644,520.99	-----	4,714,872.95
	2016					3,750,246.31	-----	-----	-307.84	3,750,554.15	-----
	2014-2016					6,191,291.73	-----	-----	-10,190.13	6,201,481.86	-----
	No Year					20,966,525.33	-----	-1,890,000.00	3,564,276.93	-----	15,512,248.40
	Subtotal		070	0544	000	49,778,591.71	-----	-1,890,000.00	9,869,223.25	9,952,036.01	28,067,332.45
Special Fund Accounts											
Customs and Border Protection, Immigration User Fees, Border and Transportation Security, Homeland Security Fund Resources:											
Undisbursed Funds											
	No Year		070	5087	000	44,857,863.14	244,304,543.98	-----	218,442,616.22	-----	70,719,790.90
Customs and Border Protection, Land Border Inspection Fees, Border and Transportation Security, Homeland Security Fund Resources:											
Undisbursed Funds											
	No Year		070	5089	000	6,710,355.40	28,092,514.23	-----	25,310,115.00	-----	9,492,754.63
Immigration Enforcement Account, Border and Transportation Security, Homeland Security Fund Resources:											
Undisbursed Funds											
	No Year		070	5451	000	164,331.89	181,175.98	-----	237,146.43	-----	108,361.44
International Registered Traveler Program Fund, U.S. Customs and Border Protection, Homeland Security Fund Resources:											
Undisbursed Funds											
	No Year		070	5543	000	333,019,265.89	143,592,844.79	-----	161,601,988.19	-----	315,010,122.49
APEC Business Travel Card Account, Customs and Border Protection, Homeland Security Fund Resources:											
Undisbursed Funds											
	No Year		070	5569	000	1,112,638.78	719,065.00	-----	721,141.80	-----	1,110,561.98
Electronic System for Travel Authorization, U.S. Customs and Border											

Footnotes at End of Chapter

Appropriations, Outlays, and Balances - Continued

Appropriation or Fund Account Title	Account Symbol				Balances, Beginning of Fiscal Year	Appropriations and Other Obligational Authority ¹	Transfers Borrowings and Investment (Net) ²	Outlays (Net)	Balances Withdrawn and Other Transactions ³	Balances, End of Fiscal Year	
	Period of Availability	ATA	AID	MAIN							SUB
Protection, Homeland Security Fund Resources: Undisbursed Funds	No Year		070	5595	000	46,938,983.69	5,341,752.00	-----	35,787,608.51	-----	16,493,127.18
Customs and Border Protection, Transfer and Expenses of Operation, Puerto Rico, USCS, Homeland Security Fund Resources: Undisbursed Funds	No Year		070	5687	000	359,207,586.46	300,836,551.48	-----	125,905,439.41	-----	534,138,698.53
Customs and Border Protection Services at User Fee Facilities, U.S. Customs and Border Protection, Homeland Security Fund Resources: Undisbursed Funds	No Year		070	5694	000	754,060.24	16,328,630.33	-----	12,146,532.62	-----	4,936,157.95
Customs and Border Protection, Customs User Fees Account, USCS, Homeland Security Fund Resources: Undisbursed Funds	No Year		070	5695	000	511,144,743.23	313,194,933.62	-----	428,703,637.78	-----	395,636,039.07
9-11 Response and Biometric Exit Account, U.S. Customs and Border Protection, Homeland Security Fund Resources: Undisbursed Funds	No Year		070	5702	000	87,135,912.20	28,364,499.00	-----	44,138,116.51	-----	71,362,294.69
Public Enterprise Funds											
Enhanced Inspectional Services, U.S. Customs and Border Protection, Homeland Security Fund Resources: Undisbursed Funds	No Year		070	4363	000	7,684,157.20	-----	-----	4,736.24	-----	7,679,420.96
Trust Fund Accounts											
Customs and Border Protection, Violent Crime Reduction Trust Fund, USCS, Homeland Security Fund Resources: Undisbursed Funds	No Year		070	8529	000	0.56	-----	-----	-----	-----	0.56
Refunds, Transfers and Expenses, Abandoned and Seized Goods, USCS, Homeland Security Fund Resources: Undisbursed Funds	No Year		070	8789	000	2,268,122.36	1,417,309.82	-----	1,764,205.62	-----	1,921,226.56
Harbor Maintenance Fee Collection, USCS, Homeland Security Fund Resources: Undisbursed Funds	No Year		070	8870	000	5,550,311.95	3,274,000.00	-----	8,493,753.52	-----	330,558.43
Total, U.S. Customs and Border Protection						11,607,333,407.44	17,193,828,339.23	87,399,847.77	17,766,965,127.53	101,623,748.58	11,019,972,718.33
United States Coast Guard											
General Fund Accounts											
Retired Pay, Coast Guard, Homeland Security Fund Resources: Undisbursed Funds	No Year		070	0602	000	282,188,805.13	1,869,704,000.00	-----	1,855,465,423.53	-----	296,427,381.60
Operations and Support, Coast Guard, Homeland Security Fund Resources: Undisbursed Funds	2021-2025		070	0610	000	-----	21,186,000.00	-----	4,704,902.63	-----	16,481,097.37
	2020-2024					16,480,903.13	-----	-----	2,142,106.18	-----	14,338,796.95
	2021-2023					-----	11,000,000.00	-----	-----	-----	11,000,000.00
	2019-2023					9,213,368.79	-----	-----	4,220,468.40	-----	4,992,900.39

Footnotes at End of Chapter

Appropriations, Outlays, and Balances - Continued

Appropriation or Fund Account Title	Account Symbol				Balances, Beginning of Fiscal Year	Appropriations and Other Obligational Authority ¹	Transfers Borrowings and Investment (Net) ²	Outlays (Net)	Balances Withdrawn and Other Transactions ³	Balances, End of Fiscal Year	
	Period of Availability	ATA	AID	MAIN							SUB
	2021-2022				-----	70,000,000.00	-----	19,457,764.80	-----	50,542,235.20	
	2020-2022				11,000,000.00	-----	-----	-----	-----	11,000,000.00	
	2021				-----	8,350,460,000.00	-550,000.00	¹² 6,494,236,677.96	-----	1,855,673,322.04	
	2020-2021				124,333,484.38	-----	-----	79,644,944.94	-----	44,688,539.44	
	2019-2021				3,629,409.05	-----	-----	1,073,477.92	-----	2,555,931.13	
	2020				1,841,563,682.57	-----	-20,700,000.00	1,548,153,024.43	-----	272,710,658.14	
	2019-2020				35,207,609.52	-----	-----	22,747,835.97	-----	12,459,773.55	
	2019				259,760,299.67	-----	-----	138,487,282.35	-----	121,273,017.32	
	2018-2019				11,973,298.06	-----	-----	9,226,479.94	-----	2,746,818.12	
	2017-2019				6,866,239.26	-----	-----	1,840,886.20	-----	5,025,353.06	
	2018				129,948,465.22	-----	-----	30,354,334.26	-----	99,594,130.96	
	2017-2018				409,750.27	-----	-----	-----	-----	409,750.27	
	2017				83,474,745.89	-----	-----	7,801,877.50	-----	75,672,868.39	
	2016-2017				94,113.51	-----	-----	-----	-----	94,113.51	
	2016				72,177,396.41	-----	-----	-18,862.92	72,196,259.33	-----	
	2015-2016				166,707.35	-----	-----	-----	166,707.35	-----	
	No Year				6,078,249.11	-----	-----	-4,065,869.45	-----	10,144,118.56	
Funds Held Outside the Treasury	2021				-----	-----	550,000.00	-----	-----	550,000.00	
	2020				300,000.00	-----	-300,000.00	-----	-----	-----	
	Subtotal		070	0610	000	2,612,677,722.19	8,452,646,000.00	-21,000,000.00	8,360,007,331.11	72,362,966.68	2,611,953,424.40
Environmental Compliance and Restoration, Coast Guard, Homeland Security Fund Resources:											
Undisbursed Funds	2018-2022		070	0611	000	6,111,957.15	-----	-----	1,918,604.23	-----	4,193,352.92
	2017-2021					1,814,051.39	-----	-----	867,232.05	-----	946,819.34
	2016-2020					3,802,604.65	-----	-----	800,213.74	-----	3,002,390.91
	2015-2019					780,605.71	-----	-----	526,310.35	-----	254,295.36
	2014-2018					431,663.12	-----	-----	75,167.97	-----	356,495.15
	2013-2017					140,467.47	-----	-----	7,223.20	-----	133,244.27
	2012-2016					223,530.16	-----	-----	97,629.25	125,900.91	-----
	No Year					647,800.75	-----	-----	13,629.01	-----	634,171.74
	Subtotal		070	0611	000	13,952,680.40	-----	-----	4,306,009.80	125,900.91	9,520,769.69
Reserve Training, Coast Guard, Homeland Security Fund Resources:											
Undisbursed Funds	2018		070	0612	000	477,119.06	-----	-----	15,872.99	-----	461,246.07
	2017					240,462.71	-----	-----	3,973.44	-----	236,489.27
	2016					1,166,654.72	-----	-----	434.72	1,166,220.00	-----
	Subtotal		070	0612	000	1,884,236.49	-----	-----	20,281.15	1,166,220.00	697,735.34
Acquisition, Construction, and Improvements, Coast Guard, Homeland Security Fund Resources:											
Undisbursed Funds	2021-2025		070	0613	000	-----	2,244,041,000.00	-----	104,265,067.85	-----	2,139,775,932.15
	2020-2024					1,661,099,980.14	-----	-36,000,000.00	299,217,522.12	-----	1,325,882,458.02
	2019-2023					2,423,863,000.02	-----	-2,000,000.00	363,152,068.47	-----	2,058,710,931.55

Footnotes at End of Chapter

Appropriations, Outlays, and Balances - Continued

Appropriation or Fund Account Title	Account Symbol				Balances, Beginning of Fiscal Year	Appropriations and Other Obligational Authority ¹	Transfers Borrowings and Investment (Net) ²	Outlays (Net)	Balances Withdrawn and Other Transactions ³	Balances, End of Fiscal Year	
	Period of Availability	ATA	AID	MAIN							SUB
	2018-2022				2,362,508,784.09	-----	-21,000,000.00	506,649,165.20	-----	1,834,859,618.89	
	2017-2021				285,732,254.54	-----	-1,000,000.00	185,338,682.19	-----	99,393,572.35	
	2016-2020				321,845,208.57	-----	-----	170,733,921.61	-----	151,111,286.96	
	2015-2019				40,421,537.26	-----	-----	6,855,182.02	-----	33,566,355.24	
	2018				664,465.71	-----	-----	-338.66	-----	664,804.37	
	2014-2018				45,304,853.25	-----	-----	1,421,248.50	-----	43,883,604.75	
	2017				283,904.85	-----	-----	-----	-----	283,904.85	
	2013-2017				36,495,370.08	-----	-----	308,512.46	-----	36,186,857.62	
	2016				402,488.82	-----	-----	-----	402,488.82	-----	
	2012-2016				15,925,866.00	-----	-----	399,550.78	15,526,315.22	-----	
	No Year				5,332,391.05	-----	-----	11,160,043.17	-----	⁵ -5,827,652.12	
	Subtotal		070	0613	000	7,199,880,104.38	2,244,041,000.00	-60,000,000.00	1,649,500,625.71	15,928,804.04	7,718,491,674.63
Alteration of Bridges, Coast Guard, Homeland Security Fund Resources:											
Undisbursed Funds	No Year		070	0614	000	1,718,108.96	-1,718,108.00	-----	-----	-----	0.96
Research, Development, Test, and Evaluation, Coast Guard, Homeland Security Fund Resources:											
Undisbursed Funds	2021-2023		070	0615	000	-----	9,776,000.00	-----	1,042,424.69	-----	8,733,575.31
	2020-2022				3,570,904.63	-----	-----	2,430,108.15	-----	1,140,796.48	
	2019-2021				2,437,227.11	-----	-----	1,616,567.67	-----	820,659.44	
	2018-2020				2,789,287.16	-----	-----	2,649,898.87	-----	139,388.29	
	2017-2019				4,808.53	-----	-----	-101,802.57	-----	106,611.10	
	2016-2018				78,374.05	-----	-----	-4.12	-----	78,378.17	
	2015-2017				181,971.89	-----	-----	-----	-----	181,971.89	
	2013-2017				64,441.01	-----	-----	-3,287.76	-----	67,728.77	
	2014-2016				71,936.53	-----	-----	1,209.31	70,727.22	-----	
	2012-2016				487,963.40	-----	-----	3,851.15	484,112.25	-----	
	No Year				166,404.25	-----	-----	-----	-----	166,404.25	
	Subtotal		070	0615	000	9,853,318.56	9,776,000.00	-----	7,638,965.39	554,839.47	11,435,513.70
Medicare-Eligible Retiree Health Fund Contribution, United States Coast Guard, Homeland Security Fund Resources:											
Undisbursed Funds	2021		070	0616	000	-----	214,863,695.00	-----	214,863,695.00	-----	-----
Special Fund Accounts											
U.S. Coast Guard Housing Special Fund, Coast Guard, Homeland Security Fund Resources:											
Undisbursed Funds	No Year		070	5710	000	-----	61,781,003.00	-----	-----	-----	61,781,003.00
Intragovernmental Funds											
Supply Fund, USCG, Homeland Security Fund Resources:											
Undisbursed Funds	No Year		070	4535	000	47,824,635.62	-----	-----	637,120.01	-----	47,187,515.61

Footnotes at End of Chapter

Appropriations, Outlays, and Balances - Continued

Appropriation or Fund Account Title	Account Symbol				Balances, Beginning of Fiscal Year	Appropriations and Other Obligational Authority ¹	Transfers Borrowings and Investment (Net) ²	Outlays (Net)	Balances Withdrawn and Other Transactions ³	Balances, End of Fiscal Year	
	Period of Availability	ATA	AID	MAIN							SUB
Yard Fund, USCG, Homeland Security Fund Resources: Undisbursed Funds	No Year		070	4743	000	99,628,729.19	-----	-----	-6,176,258.10	-----	105,804,987.29
Trust Fund Accounts											
Sport Fish Restoration and Boating Trust Fund, Homeland Security Fund Resources: Undisbursed Funds	No Year		070	8147	000	38,620,248.11	155,062,370.90	-149,568,917.97	-----	-----	44,113,701.04
Unrealized Discount on Investments						-9,452,744.84	-----	8,082,517.15	-----	-----	-1,370,227.69
Investments in US Treasury Securities						2,082,929,480.89	-----	141,486,400.82	-----	-----	2,224,415,881.71
Subtotal			070	8147	000	2,112,096,984.16	155,062,370.90	-----	-----	-----	2,267,159,355.06
Boat Safety, USCG, Homeland Security Fund Resources: Undisbursed Funds	No Year		070	8149	000	5,259,217.85	96,855,988.91	-----	101,422,926.07	-----	692,280.69
Oil Spill Liability Trust Fund-Treasury Managed, Homeland Security Fund Resources: Undisbursed Funds	No Year		070	8185	000	20,012,756.28	593,915,306.49	-520,976,406.85	167,800.00	-----	92,783,855.92
Unrealized Discount on Investments						-43,542,605.27	-----	3,496,097.30	-----	-----	-40,046,507.97
Investments in US Treasury Securities						7,315,412,692.40	-----	517,742,040.06	-----	-----	7,833,154,732.46
Subtotal			070	8185	000	7,291,882,843.41	593,915,306.49	261,730.51	167,800.00	-----	7,885,892,080.41
Payment of Claims (Oil Spill Liability Trust Fund), Homeland Security Fund Resources: Undisbursed Funds	No Year		070	8312	000	-----	2,532,534.81	-----	2,532,534.81	-----	-----
Trust Fund Share of Expenses, USCG, Homeland Security Fund Resources: Undisbursed Funds	2021		070	8314	000	-----	45,000,000.00	-----	45,000,000.00	-----	-----
Oil Spill Recovery, USCG, Homeland Security Fund Resources: Undisbursed Funds	No Year		070	8349	000	353,896.67	58,472,316.56	-----	58,472,316.56	-----	353,896.67
General Gift Fund, USCG, Homeland Security Fund Resources: Undisbursed Funds	No Year		070	8533	000	1,346,978.09	2,570,113.59	-10,606.92	2,542,784.06	-----	1,363,700.70
Unrealized Discount on Investments						-12,035.36	-----	10,606.92	-----	-----	-1,428.44
Investments in US Treasury Securities						1,916,146.38	-----	-----	-----	-----	1,916,146.38
Subtotal			070	8533	000	3,251,089.11	2,570,113.59	-----	2,542,784.06	-----	3,278,418.64
Total, United States Coast Guard						19,682,452,372.12	13,805,502,221.26	-80,738,269.49	12,296,401,555.10	90,138,731.10	21,020,676,037.69
National Protection and Programs Directorate											
General Fund Accounts											
Operations and Support, Cybersecurity and Infrastructure Security Agency, Homeland Security Fund Resources: Undisbursed Funds	2018-2019		070	0117	000	4,252,741.74	-----	-----	141,304.45	-----	4,111,437.29
	2018					9,721,180.24	-----	-----	1,137,601.55	-----	8,583,578.69
	2017-2018					829,226.01	-----	-----	86,557.11	-----	742,668.90
	2017					5,531,713.23	-----	-----	133,459.56	-----	5,398,253.67

Footnotes at End of Chapter

Appropriations, Outlays, and Balances - Continued

Appropriation or Fund Account Title	Account Symbol				Balances, Beginning of Fiscal Year	Appropriations and Other Obligational Authority ¹	Transfers Borrowings and Investment (Net) ²	Outlays (Net)	Balances Withdrawn and Other Transactions ³	Balances, End of Fiscal Year
	Period of Availability	ATA	AID	MAIN						
	2016-2017				969,627.57	-----	-----	257,037.40	-----	712,590.17
	2016				5,196,051.44	-----	-----	2,651,937.66	2,544,113.78	-----
	2015-2016				207,701.36	-----	-----	-24,835.27	232,536.63	-----
	Subtotal		070	0117	000	-----	-----	4,383,062.46	2,776,650.41	19,548,528.72
Procurement, Construction, and Improvements, Cybersecurity and Infrastructure Security Agency, Homeland Security Fund Resources:										
Undisbursed Funds	2021-2023		070	0412	000	-----	-----	161,707,244.91	-----	477,932,687.09
	2020-2022				302,309,931.25	-----	-----	221,707,108.09	-----	80,602,823.16
	2019-2021				74,842,568.72	-----	-----	47,312,354.62	-----	27,530,214.10
	2018-2019				31,310,153.27	-----	-----	7,028,079.61	-----	24,282,073.66
	2017-2018				36,188,436.90	-----	-----	7,364,257.02	-----	28,824,179.88
	Subtotal		070	0412	000	-----	-----	445,119,044.25	-----	639,171,977.89
Office of Biometric Identity Management, Cybersecurity and Infrastructure Security Agency, Homeland Security Fund Resources:										
Undisbursed Funds	2016-2018		070	0521	000	-----	-----	1,058,456.00	-----	4,586,087.47
	2015-2017				10,091,715.58	-----	-----	1,086.90	-----	10,090,628.68
	2016				4,072,385.07	-----	-----	671.00	4,071,714.07	-----
	2014-2016				4,183,778.25	-----	-----	605,483.81	3,578,294.44	-----
	No Year				41,703,597.95	-----	-2,388,000.00	12,152,061.83	-----	27,163,536.12
	Subtotal		070	0521	000	-----	-2,388,000.00	13,817,759.54	7,650,008.51	41,840,252.27
Federal Protective Service, Management Directorate, Departmental Management, Operations, Intelligence, and Oversight, Homeland Security Fund Resources:										
Undisbursed Funds	No Year		070	0542	000	-----	-----	-233,341,829.83	-----	716,555,126.83
Infrastructure Protection and Information Security, Cybersecurity and Infrastructure Security Agency, Homeland Security Fund Resources:										
Undisbursed Funds	2016-2017		070	0565	000	-----	-----	1,873,454.53	-----	10,306,147.53
	2016				32,681,396.41	-----	-----	3,752,192.94	28,929,203.47	-----
	2015-2016				13,343,089.95	-----	-----	108,169.94	13,234,920.01	-----
	No Year				172,486.27	-----	-----	-----	-----	172,486.27
	Subtotal		070	0565	000	-----	-----	5,733,817.41	42,164,123.48	10,478,633.80
Operations and Support, Cybersecurity and Infrastructure Security Agency, Homeland Security Fund Resources:										
Undisbursed Funds	2021-2023		070	0566	000	-----	-----	8,463,808.07	-----	355,375,259.93
	2021-2022				-----	-----	-----	424,386.52	-----	22,368,613.48
	2021				-----	1,639,273,000.00	-----	817,922,722.53	-----	821,350,277.47
	2020-2021				38,570,378.19	-----	1,817,940.00	22,770,814.53	⁴ 1,574,940.00	16,042,563.66
	2020				791,413,005.36	-----	-2,567,940.00	676,363,987.77	-----	112,481,077.59
	2019-2020				10,948,783.59	-----	-----	8,288,185.72	-----	2,660,597.87
	2019				96,180,047.27	-----	-----	40,288,221.84	-----	55,891,825.43
	2018-2019				1,734,311.95	-----	-----	1,588,654.53	-----	145,657.42
	2018				76,590,847.07	-----	-----	12,617,997.20	-----	63,972,849.87

Footnotes at End of Chapter

Appropriations, Outlays, and Balances - Continued

Appropriation or Fund Account Title	Account Symbol				Balances, Beginning of Fiscal Year	Appropriations and Other Obligational Authority ¹	Transfers Borrowings and Investment (Net) ²	Outlays (Net)	Balances Withdrawn and Other Transactions ³	Balances, End of Fiscal Year	
	Period of Availability	ATA	AID	MAIN							SUB
	2017-2018				3,927,043.10	-----	-----	677,026.82	-----	3,250,016.28	
	2017				53,481,684.89	-----	-----	1,328,229.88	-----	52,153,455.01	
	2016				1,410,797.18	-----	-----	17,290.78	1,393,506.40	-----	
	Subtotal		070	0566	1,074,256,898.60	2,025,905,068.00	-750,000.00	1,590,751,326.19	2,968,446.40	1,505,692,194.01	
Research and Development, Cybersecurity and Infrastructure Security Agency, Homeland Security Fund Resources:											
Undisbursed Funds	2021-2022		070	0805	000	-----	9,431,000.00	-----	67,225.76	-----	9,363,774.24
	2020-2021					13,524,479.97	-----	4,398,840.07	-----	9,125,639.90	
	2019-2020					6,519,093.86	-----	4,748,627.29	-----	1,770,466.57	
	2018-2019					3,045,885.95	-----	1,296,196.34	-----	1,749,689.61	
	2017-2018					231,823.07	-----	-----	-----	231,823.07	
	Subtotal		070	0805	000	23,321,282.85	9,431,000.00	-----	10,510,889.46	-----	22,241,393.39
Operating Expenses, Cybersecurity and Infrastructure Security Agency, Homeland Security Fund Resources:											
Undisbursed Funds	No Year		070	0900	000	508,800.84	-----	-----	-----	508,800.84	
Total, National Protection and Programs Directorate					2,176,732,206.03	2,674,976,000.00	-3,138,000.00	1,836,974,069.48	55,559,228.80	2,956,036,907.75	
Federal Emergency Management Agency											
General Fund Accounts											
Federal Assistance, Federal Emergency Management Agency, Homeland Security Fund Resources:											
Undisbursed Funds	2021-2025		070	0413	000	-----	910,000,000.00	-----	80,573,792.55	-----	829,426,207.45
	2021-2022					-----	757,700,000.00	-----	-----	-----	757,700,000.00
	2021					-----	2,181,892,000.00	-10,000,000.00	82,162,654.18	-----	2,089,729,345.82
	2020-2021					1,077,766,702.52	-----	193,645,506.62	-----	884,121,195.90	
	2020					1,987,452,948.63	-----	402,376,943.36	-----	1,585,076,005.27	
	2019-2020					710,194,440.48	-----	256,206,728.44	-----	453,987,712.04	
	2019					1,431,793,506.68	-----	522,376,778.47	-----	909,416,728.21	
	2018-2019					474,254,216.80	-----	183,887,932.79	-----	290,366,284.01	
	2018					770,325,931.94	-----	415,137,212.98	-----	355,188,718.96	
	2017-2018					222,791,367.82	-----	100,051,232.23	-----	122,740,135.59	
	2017					244,702,869.18	-----	164,857,042.16	-----	79,845,827.02	
	No Year					1,088,746,083.72	393,000,000.00	-17,276,000.00	395,868,896.63	-----	1,068,601,187.09
	Subtotal		070	0413	000	8,008,028,067.77	4,242,592,000.00	-27,276,000.00	2,797,144,720.41	-----	9,426,199,347.36
Procurement, Construction, and Improvements, Federal Emergency Management Agency, Homeland Security Fund Resources:											
Undisbursed Funds	2021-2025		070	0414	000	-----	47,598,000.00	-----	1,640,589.55	-----	45,957,410.45
	2020-2024					59,169,944.94	-----	11,465,919.79	-----	47,704,025.15	
	2021-2023					-----	58,387,000.00	-----	19,255,410.97	-----	39,131,589.03
	2019-2023					47,052,106.24	-----	26,830,877.05	-----	20,221,229.19	
	2020-2022					59,361,895.75	-----	47,955,419.33	-----	11,406,476.42	
	2019-2021					13,808,972.05	1,400,000.00	6,897,000.00	10,125,418.33	-----	11,980,553.72

Footnotes at End of Chapter

Appropriations, Outlays, and Balances - Continued

Appropriation or Fund Account Title	Account Symbol				Balances, Beginning of Fiscal Year	Appropriations and Other Obligational Authority ¹	Transfers Borrowings and Investment (Net) ²	Outlays (Net)	Balances Withdrawn and Other Transactions ³	Balances, End of Fiscal Year
	Period of Availability	ATA	AID	MAIN SUB						
	2018-2020				557,152.89	-----	-----	450,411.74	-----	106,741.15
	2018-2019				4,919,457.19	-----	-----	2,457,954.72	-----	2,461,502.47
	2017-2018				991,976.02	-----	-----	251,742.13	-----	740,233.89
	Subtotal		070	0414 000	185,861,505.08	107,385,000.00	6,897,000.00	120,433,743.61	-----	179,709,761.47
Flood Hazard Mapping and Risk Analysis Program, Federal Emergency Management Agency, Homeland Security Fund Resources:										
Undisbursed Funds	No Year		070	0500 000	32,800,189.19	-----	-----	13,595,892.06	-----	19,204,297.13
State and Local Programs, Federal Emergency Management Agency, Homeland Security Fund Resources:										
Undisbursed Funds	2016-2017		070	0560 000	20,909,298.50	-----	-----	4,482,870.94	-----	16,426,427.56
	2016				30,585,114.33	-----	-----	3,432,934.32	27,152,180.01	-----
	No Year				7,898,556.37	-----	-----	7,160,113.47	-----	738,442.90
	Subtotal		070	0560 000	59,392,969.20	-----	-----	15,075,918.73	27,152,180.01	17,164,870.46
Firefighter Assistance Grants, Federal Emergency Management Agency, Homeland Security Fund Resources:										
Undisbursed Funds	2016-2017		070	0561 000	123,403,758.47	-----	-----	42,969,404.15	-----	80,434,354.32
	2015-2016				36,687,931.29	-----	-----	3,851,980.92	32,835,950.37	-----
	Subtotal		070	0561 000	160,091,689.76	-----	-----	46,821,385.07	32,835,950.37	80,434,354.32
United States Fire Administration, Federal Emergency Management Agency, Homeland Security Fund Resources:										
Undisbursed Funds	2016		070	0564 000	1,829,015.24	-----	-----	8,017.71	1,820,997.53	-----
Operations and Support, Federal Emergency Management Agency, Homeland Security Fund Resources:										
Undisbursed Funds	2021		070	0700 000	-----	1,127,882,000.00	9,113,000.00	769,190,281.87	-----	367,804,718.13
	2020-2021				41,366,242.71	-----	690,090.00	35,466,139.38	4 690,090.00	5,900,103.33
	2020				328,784,708.71	-----	-690,090.00	245,460,587.24	-----	82,634,031.47
	2019-2020				82.37	-----	-----	-----	-----	82.37
	2019				114,384,763.03	-----	-----	49,214,189.26	-----	65,170,573.77
	2018-2019				1,788,293.60	-----	-----	618,347.91	-----	1,169,945.69
	2018				40,665,609.93	-----	-----	10,268,923.89	-----	30,396,686.04
	2017				40,073,162.75	-----	-----	6,785,721.19	-----	33,287,441.56
	2016-2017				3,449,885.93	-----	-----	753,941.69	-----	2,695,944.24
	2016				22,445,765.40	-----	-----	7,366,999.32	15,078,766.08	-----
	2015-2016				883,195.51	-----	-----	516,519.04	366,676.47	-----
	No Year				119,579.42	-----	-----	-----	-----	119,579.42
	Subtotal		070	0700 000	593,961,289.36	1,127,882,000.00	9,113,000.00	1,125,641,650.79	16,135,532.55	589,179,106.02
Disaster Relief Fund, Federal Emergency Management Agency, Homeland Security Fund Resources:										
Undisbursed Funds	2021-2025		070	0702 000	-----	50,000,000,000.00	-----	8,649,512,262.61	-----	41,350,487,737.39
	2021-2022				-----	-----	-----	-12,843,384.54	-----	12,843,384.54

Footnotes at End of Chapter

Appropriations, Outlays, and Balances - Continued

Appropriation or Fund Account Title	Account Symbol				Balances, Beginning of Fiscal Year	Appropriations and Other Obligational Authority ¹	Transfers Borrowings and Investment (Net) ²	Outlays (Net)	Balances Withdrawn and Other Transactions ³	Balances, End of Fiscal Year	
	Period of Availability	ATA	AID	MAIN							SUB
	2020-2021				30,821,095.23	-----	-----	13,149,031.55	-----	17,672,063.68	
	2019-2020				-966,731,512.52	-----	-----	-998,563,491.08	-----	31,831,978.56	
	2018-2019				8,531,813.96	-----	-----	278,250.00	-----	8,253,563.96	
	2017-2018				3,516.90	-----	-----	-----	-----	3,516.90	
	2016-2017				44,314.88	-----	-----	-----	-----	44,314.88	
	2015-2016				19,855.00	-----	-----	-----	19,855.00	-----	
	No Year				73,335,717,833.81	19,109,000,000.00	-11,427,817.61	33,681,443,789.19	-----	58,751,846,227.01	
	Subtotal		070	0702	000	72,408,406,917.26	69,109,000,000.00	-11,427,817.61	41,332,976,457.73	19,855.00	100,172,982,786.92
Disaster Assistance Direct Loan Program Account, Federal Emergency Management Agency, Homeland Security Fund Resources:											
Undisbursed Funds	No Year		070	0703	000	398,165,645.98	38,661,165.48	4,287,651.00	161,907,657.76	-----	279,206,804.70
Emergency Food and Shelter, Federal Emergency Management Agency, Homeland Security Fund Resources:											
Undisbursed Funds	No Year		070	0707	000	1,545,193.87	-----	-----	1,545,193.80	-----	0.07
Administrative and Regional Operations, Emergency Preparedness and Response, Homeland Security Fund Resources:											
Undisbursed Funds	No Year		070	0712	000	1,672.31	-----	-----	-----	-----	1,672.31
Radiological Emergency Preparedness Program, Federal Emergency Management Agency, Homeland Security Fund Resources:											
Undisbursed Funds	2014-2016		070	0715	000	1,315,040.02	-----	-----	56,250.66	1,258,789.36	-----
	No Year					56,475,412.27	-----	-----	111,808.73	-----	56,363,603.54
	Subtotal		070	0715	000	57,790,452.29	-----	-----	168,059.39	1,258,789.36	56,363,603.54
National Predisaster Mitigation Fund, Federal Emergency Management Agency, Homeland Security Fund Resources:											
Undisbursed Funds	No Year		070	0716	000	149,700,353.78	-----	-2,424,000.00	30,821,959.77	-----	116,454,394.01
Emergency Management Performance Grants, Federal Emergency Management Agency, Homeland Security Fund Resources:											
Undisbursed Funds	2016		070	0718	000	3,629,098.36	-----	-----	-12,396.73	3,641,495.09	-----
Special Fund Accounts											
National Flood Insurance Reserve Fund, Homeland Security Fund Resources:											
Undisbursed Funds	No Year		070	5701	000	531,137,672.95	998,446,535.81	292,434,138.84	391,715,793.46	-----	1,430,302,554.14
Unrealized Discount on Investments						-25,645,834.46	-----	11,351,375.37	-----	-----	-14,294,459.09
Investments in US Treasury Securities						1,645,443,386.65	-----	-303,785,514.21	-----	-----	1,341,657,872.44
	Subtotal		070	5701	000	2,150,935,225.14	998,446,535.81	-----	391,715,793.46	-----	2,757,665,967.49
Public Enterprise Funds											
National Flood Insurance Fund, Federal Emergency Management Agency, Homeland Security Fund Resources:											
Undisbursed Funds	No Year		070	4236	000	5,870,295,028.59	-----	-----	-535,453,184.88	-----	6,405,748,213.47
Authority to Borrow from the Treasury						-----	9,900,000,000.00	-----	-----	9,900,000,000.00	-----

Footnotes at End of Chapter

Appropriations, Outlays, and Balances - Continued

Appropriation or Fund Account Title	Account Symbol				Balances, Beginning of Fiscal Year	Appropriations and Other Obligational Authority ¹	Transfers Borrowings and Investment (Net) ²	Outlays (Net)	Balances Withdrawn and Other Transactions ³	Balances, End of Fiscal Year
	Period of Availability	ATA	AID	MAIN SUB						
Total, Federal Emergency Management Agency	Subtotal		070	4236 000	5,870,295,028.59	9,900,000,000.00	-----	-535,453,184.88	9,900,000,000.00	6,405,748,213.47
					90,082,434,313.18	85,523,966,701.29	-20,830,166.61	45,502,390,868.68	9,982,864,799.91	120,100,315,179.27
Science and Technology										
General Fund Accounts										
Procurement, Construction, and Improvements, Science and Technology Directorate, Homeland Security Fund Resources:										
Undisbursed Funds	2021-2025		070	0415 000	-----	18,927,000.00	-----	285,611.73	-----	18,641,388.27
Operations and Support, Science and Technology Directorate, Homeland Security Fund Resources:										
Undisbursed Funds	2021-2022		070	0800 000	-----	180,112,000.00	-----	50,027,297.28	-----	130,084,702.72
	2021				-----	122,591,000.00	-----	84,247,567.58	-----	38,343,432.42
	2020-2021				130,464,702.44	-----	136,570.00	104,221,329.66	4 136,570.00	26,243,372.78
	2020				58,092,089.46	-----	-336,570.00	47,772,851.86	-----	9,982,667.60
	2019-2020				34,645,199.17	-----	-----	24,676,173.29	-----	9,969,025.88
	2019				11,702,538.72	-----	-----	4,231,335.29	-----	7,471,203.43
	2018-2019				9,994,291.17	-----	-----	2,171,060.94	-----	7,823,230.23
	2015-2019				18,158,179.76	-----	-----	12,014,351.48	-----	6,143,828.28
	2018				4,696,629.94	-----	-----	-165,273.23	-----	4,861,903.17
	2017-2018				7,735,381.30	-----	-----	1,675,668.41	-----	6,059,712.89
	2016-2018				23,322,784.18	-----	-----	2,998,397.06	-----	20,324,387.12
	2014-2018				1,212,548.28	-----	-----	0.09	-----	1,212,548.19
	2017				5,614,720.64	-----	-----	40,439.95	-----	5,574,280.69
	2015-2017				10,027,386.48	-----	-----	826,212.25	-----	9,201,174.23
	2013-2017				428,151.21	-----	-----	-----	-----	428,151.21
	2014-2016				9,788,968.42	-----	-----	-117,711.60	9,906,680.02	-----
	2012-2016				761,351.99	-----	-----	385.55	760,966.44	-----
	No Year				18,097,283.77	-----	-----	3,103,237.45	-----	14,994,046.32
	Subtotal		070	0800 000	344,742,206.93	302,703,000.00	-200,000.00	337,723,323.31	10,804,216.46	298,717,667.16
Research and Development, Science and Technology Directorate, Homeland Security Fund Resources:										
Undisbursed Funds	2021-2023		070	0803 000	-----	443,928,000.00	-----	37,153,151.50	-----	406,774,848.50
	2020-2022				392,660,146.46	-----	-----	172,918,261.12	-----	219,741,885.34
	2019-2021				253,007,256.92	-----	-67,000.00	144,989,917.56	-----	107,950,339.36
	2018-2020				87,485,356.23	-----	-----	47,849,403.99	-----	39,635,952.24
	2017-2019				23,026,644.32	-----	-----	8,045,951.65	-----	14,980,692.67
	Subtotal		070	0803 000	756,179,403.93	443,928,000.00	-67,000.00	410,956,685.82	-----	789,083,718.11
Management and Administration, Science and Technology, Homeland Security Fund Resources:										
Undisbursed Funds	2016		070	0810 000	3,247,417.36	-----	-----	11,477.87	3,235,939.49	-----

Footnotes at End of Chapter

Appropriations, Outlays, and Balances - Continued

Appropriation or Fund Account Title	Account Symbol					Balances, Beginning of Fiscal Year	Appropriations and Other Obligational Authority ¹	Transfers Borrowings and Investment (Net) ²	Outlays (Net)	Balances Withdrawn and Other Transactions ³	Balances, End of Fiscal Year
	Period of Availability	ATA	AID	MAIN	SUB						
Total, Science and Technology						1,104,169,028.22	765,558,000.00	-267,000.00	748,977,098.73	14,040,155.95	1,106,442,773.54
Domestic Nuclear Detection Office											
General Fund Accounts											
Federal Assistance, Domestic Nuclear Detection Office, Homeland Security Fund Resources:											
Undisbursed Funds											
	2021-2023		070	0411	000	-----	69,663,000.00	-----	9,640,514.72	-----	60,022,485.28
	2020-2022					80,812,475.70	-----	-----	26,950,363.93	-----	53,862,111.77
	2019-2021					33,647,592.96	-----	-----	6,771,225.54	-----	26,876,367.42
	2020					1,864,000.00	-----	-----	804,780.96	-----	1,059,219.04
	2018-2020					20,292,710.55	-----	-----	1,770,346.95	-----	18,522,363.60
	2017-2019					21,869,456.31	-----	-----	4,446,942.07	-----	17,422,514.24
	Subtotal		070	0411	000	158,486,235.52	69,663,000.00	-----	50,384,174.17	-----	177,765,061.35
Research, Development, and Operations, Domestic Nuclear Detection Office, Homeland Security Fund Resources:											
Undisbursed Funds											
	2021-2023		070	0860	000	-----	65,309,000.00	-----	3,897,090.83	-----	61,411,909.17
	2020-2022					65,034,079.36	-----	-----	32,343,513.17	-----	32,690,566.19
	2019-2021					32,096,546.75	-----	-----	21,882,735.58	-----	10,213,811.17
	2018-2020					40,017,246.35	-----	-----	26,484,460.90	-----	13,532,785.45
	2017-2019					8,998,277.14	-----	-----	1,510,193.93	-----	7,488,083.21
	2016-2018					8,048,700.67	-----	-----	392,791.00	-----	7,655,909.67
	2015-2017					8,994,426.68	-----	-----	299,752.84	-----	8,694,673.84
	2014-2016					4,550,246.79	-----	-----	107,331.99	4,442,914.80	-----
	No Year					4,526,595.40	-----	-----	27,441.22	-----	4,499,154.18
	Subtotal		070	0860	000	172,266,119.14	65,309,000.00	-----	86,945,311.46	4,442,914.80	146,186,892.88
Operations and Support, Countering Weapons of Mass Destruction Office, Homeland Security Fund Resources:											
Undisbursed Funds											
	2021-2022		070	0861	000	-----	20,697,000.00	-----	3,387,850.08	-----	17,309,149.92
	2021					-----	159,195,000.00	-----	75,567,317.04	-----	83,627,682.96
	2020-2021					-----	-----	1,103,590.00	-----	4 1,103,590.00	-----
	2020					106,117,824.33	-----	-1,345,590.00	77,376,381.99	-----	27,395,852.34
	2019					37,635,582.50	-----	-----	9,730,415.66	-----	27,905,166.84
	2018					3,791,606.41	-----	-----	230,117.25	-----	3,561,489.16
	2017					3,534,802.66	-----	-----	9,558.27	-----	3,525,244.39
	2016					401,439.37	-----	-----	3,844.92	397,594.45	-----
	Subtotal		070	0861	000	151,481,255.27	179,892,000.00	-242,000.00	166,305,485.21	1,501,184.45	163,324,585.61
Systems Acquisition, Domestic Nuclear Detection Office, Homeland Security Fund Resources:											
Undisbursed Funds											
	2021-2023		070	0862	000	-----	87,413,000.00	-----	580,584.84	-----	86,832,415.16
	2020-2022					116,065,906.41	-----	20,000,000.00	19,708,055.48	-----	116,357,850.93
	2019-2021					71,780,094.75	-----	-----	38,487,597.48	-----	33,292,497.27
	2018-2020					12,710,920.75	-----	-----	9,894,845.30	-----	2,816,075.45

Footnotes at End of Chapter

Appropriations, Outlays, and Balances - Continued

Appropriation or Fund Account Title	Account Symbol				Balances, Beginning of Fiscal Year	Appropriations and Other Obligational Authority ¹	Transfers Borrowings and Investment (Net) ²	Outlays (Net)	Balances Withdrawn and Other Transactions ³	Balances, End of Fiscal Year	
	Period of Availability	ATA	AID	MAIN							SUB
	2017-2019				10,104,500.92	-----	-----	6,441,023.77	-----	3,663,477.15	
	2016-2018				6,729,384.46	-----	-----	2,499,977.42	-----	4,229,407.04	
	2015-2017				5,524,899.07	-----	-----	2,839,754.75	-----	2,685,144.32	
	2014-2016				2,828,426.66	-----	-----	1,687,765.33	1,140,661.33	-----	
	Subtotal		070	0862	000	225,744,133.02	87,413,000.00	20,000,000.00	82,139,604.37	1,140,661.33	249,876,867.32
Total, Domestic Nuclear Detection Office						707,977,742.95	402,277,000.00	19,758,000.00	385,774,575.21	7,084,760.58	737,153,407.16
Deductions for Offsetting Receipts											
Proprietary Receipts from the Public					-----	-1,179,638,757.34	-----	-1,180,451,156.30	-----	-----	
Intrabudgetary Receipts Deducted by Agency					-----	-54,762,230.98	-----	-54,762,230.98	-----	-----	
Offsetting Governmental Receipts					-----	-10,901,419,182.95	-----	-10,901,419,182.95	-----	-----	
Total, Offsetting Receipts					-----	-12,135,820,171.27	-----	-12,136,632,570.23	-----	-----	
Total, Department of Homeland Security						137,816,379,424.56	134,052,623,537.00	-7,564,588.33	91,068,864,327.92	10,499,257,291.92	170,292,504,354.43
Memorandum											
Financing Accounts											
Public Enterprise Funds											
Disaster Assistance Direct Loan Financing Account, Emergency Preparedness and Response, Homeland Security Fund Resources:											
Undisbursed Funds	No Year		070	4234	000	-----	-----	22,173,967.26	22,173,967.26	-----	-----
Authority to Borrow from the Treasury						19,686,148.21	111,762,387.00	-36,464,272.19	-----	79,618,160.93	15,366,102.09
	Subtotal		070	4234	000	19,686,148.21	111,762,387.00	-14,290,304.93	22,173,967.26	79,618,160.93	15,366,102.09
Total, Financing Accounts						19,686,148.21	111,762,387.00	-14,290,304.93	22,173,967.26	79,618,160.93	15,366,102.09

Footnotes at End of Chapter

Appropriations, Outlays, and Balances - Continued

Footnotes

- 1 The amounts in this column, unless otherwise footnoted, represent appropriations, increases and rescissions in borrowing authority or new contract authority. Appropriation accounts with appropriation transfer activity are presented in Table 1 (Appropriations and Appropriation Transfers) at the end of this chapter.
- 2 The amounts in this column, unless otherwise footnoted, represent transfers - other than appropriation transfers, borrowings (gross), investments (net), unrealized discounts or funds held outside the Treasury.
- 3 The amounts in this column, unless otherwise footnoted, represent obligated balances canceled for fiscal year 2016 pursuant to 31 U.S.C. 1553 and adjustments to borrowing and contract authority.
- 4 Represents capital transfer to miscellaneous receipts.
- 5 Subject to disposition by the administrative agency.
- 6 Includes \$2,939.39 which represents payment for obligations of a closed account.
- 7 Includes \$6,631.73 which represents payment for obligations of a closed account.
- 8 Includes \$26,693.71 which represents payment for obligations of a closed account.
- 9 Includes \$4,166.86 which represents payment for obligations of a closed account.
- 10 Includes \$2,244.26 which represents payment for obligations of a closed account.
- 11 Includes \$2,876.01 which represents payment for obligations of a closed account.
- 12 Includes \$319,666.86 which represents payment for obligations of a closed account.

Footnotes

Table 1 - Appropriations and Appropriation Transfers - Department of Homeland Security

AID	ATA	Period of Availability	MAIN	Net Appropriations and Appropriation Transfers	Appropriation Amount	Net Appropriation Transfers	AID Involved	ATA Involved	Period of Availability Involved	MAIN Involved	Amount From or To (-)
070		21	0100	184,832,920.00	175,819,000.00	9,013,920.00	070		21	0112	900,000.00
							070		21	0530	-328,080.00
							070		2122	0550	8,442,000.00
070		21	0112	1,407,371,000.00	1,398,162,000.00	9,209,000.00	070		21	0100	-900,000.00
							070		2123	0406	10,109,000.00
070		2122	0115	88,826,000.00	82,620,000.00	6,206,000.00	070		2122	0550	6,206,000.00
070		21	0300	114,031,900.00	117,790,000.00	-3,758,100.00	070		21	0400	-2,358,100.00
							070		21	0530	-1,400,000.00
070		21	0400	2,343,160,100.00	2,331,302,000.00	11,858,100.00	070		21	0300	2,358,100.00
							070		2122	0550	9,500,000.00
070		2123	0406	149,502,000.00	159,611,000.00	-10,109,000.00	070		21	0112	-10,109,000.00
070		2123	0410	131,292,000.00	134,492,000.00	-3,200,000.00	070		21	0530	-3,200,000.00
070		2122	0413	757,700,000.00	732,700,000.00	25,000,000.00	070		2122	0416	25,000,000.00
070		1921	0414	1,400,000.00	0.00	1,400,000.00	070		21	0700	1,400,000.00
070		2122	0416	0.00	25,000,000.00	-25,000,000.00	070		2122	0413	-25,000,000.00
070		21	0509	252,147,000.00	252,957,000.00	-810,000.00	070		2125	0510	-810,000.00
070		2125	0510	26,810,000.00	26,000,000.00	810,000.00	070		21	0509	810,000.00
070		21	0530	13,352,229,000.00	10,270,788,198.14	3,081,440,801.86	070		21	0100	328,080.00
							070		21	0300	1,400,000.00
							070		2123	0410	3,200,000.00
							070		2125	0532	68,750,000.00
							070		2122	0550	24,901,920.00
							070		21	0610	8,000,000.00
							070		X	5695	2,974,860,801.86
070		2122	0530	1,033,103,519.00	500,000,000.00	533,103,519.00	012		2122	1600	533,103,519.00
070		2125	0532	1,448,649,000.00	1,517,399,000.00	-68,750,000.00	070		21	0530	-68,750,000.00
070		X	0540	10,000,000.00	0.00	10,000,000.00	070		21	0540	10,000,000.00
070		21	0540	7,824,034,000.00	7,829,034,000.00	-5,000,000.00	070		X	0540	-10,000,000.00
							070		2122	0550	5,000,000.00
070		2122	0540	48,434,673.00	46,696,000.00	1,738,673.00	011		2122	1070	1,738,673.00
070		2122	0550	6,932,012,920.31	6,986,062,840.31	-54,049,920.00	070		21	0100	-8,442,000.00
							070		2122	0115	-6,206,000.00
							070		21	0400	-9,500,000.00

Appropriations, Outlays, and Balances - Continued

Footnotes

Table 1 - Appropriations and Appropriation Transfers - Department of Homeland Security

AID	ATA	Period of Availability	MAIN	Net Appropriations and Appropriation Transfers	Appropriation Amount	Net Appropriation Transfers	AID Involved	ATA Involved	Period of Availability Involved	MAIN Involved	Amount From or To (-)
							070		21	0530	-24,901,920.00
							070		21	0540	-5,000,000.00
070		21	0610	8,350,460,000.00	8,358,460,000.00	-8,000,000.00	070		21	0530	-8,000,000.00
070		21	0700	1,127,882,000.00	1,129,282,000.00	-1,400,000.00	070		1921	0414	-1,400,000.00
070		X	0702	19,109,000,000.00	19,142,000,000.00	-33,000,000.00	070		X	0703	-33,000,000.00
070		X	0703	38,661,165.48	5,661,165.48	33,000,000.00	070		X	0702	33,000,000.00
070		X	5088	-4,000,000.00	0.00	-4,000,000.00	015		21	0339	-4,000,000.00
070		X	5695	2,679,105.00	2,974,860,801.86	-2,972,181,696.86	018		X	4020	2,679,105.00
							070		21	0530	-2,974,860,801.86
070		X	8147	-560,412,158.61	0.00	-560,412,158.61	014		X	8151	-560,412,158.61
070		X	8149	96,855,988.91	0.00	96,855,988.91	014		X	8151	96,855,988.91
070		X	8185	-167,587,646.12	0.00	-167,587,646.12	014		X	8370	-14,899,000.00
							068		X	8221	-20,098,000.00
							069		1820	8121	-453,129.45
							069		1921	8121	-2,000,000.00
							069		2022	8121	-9,000,000.00
							069		2123	8121	-12,000,000.00
							070		X	8312	-2,532,534.81
							070		21	8314	-45,000,000.00
							070		X	8349	-58,472,316.56
070		X	8312	2,532,534.81	0.00	2,532,534.81	513		X	8056	-3,132,665.30
070		21	8314	45,000,000.00	0.00	45,000,000.00	070		X	8185	2,532,534.81
070		X	8349	58,472,316.56	0.00	58,472,316.56	070		X	8185	45,000,000.00
070		X	8870	3,274,000.00	0.00	3,274,000.00	096		X	8863	58,472,316.56
070				3,274,000.00	0.00	3,274,000.00					3,274,000.00
Total				64,208,353,338.34	64,196,697,005.79	11,656,332.55					11,656,332.55

Appropriations, Outlays, and Balances - Continued

Appropriation or Fund Account Title	Account Symbol				Balances, Beginning of Fiscal Year	Appropriations and Other Obligational Authority ¹	Transfers Borrowings and Investment (Net) ²	Outlays (Net)	Balances Withdrawn and Other Transactions ³	Balances, End of Fiscal Year	
	Period of Availability	ATA	AID	MAIN							SUB
Department of Housing and Urban Development											
Public and Indian Housing Programs											
General Fund Accounts											
Public Housing Operating Fund, Public and Indian Housing, Housing and Urban Development Fund Resources:											
Undisbursed Funds	2020-2021		086	0163	000	1,765,269,196.31	-----	-----	1,613,109,459.99	-----	152,159,736.32
	2019-2020					63,088,598.71	-----	-----	6,823,122.44	-----	56,265,476.27
	2018-2019					2,626,494.86	-----	-----	132,108.95	-----	2,494,385.91
	2017-2018					15,769,851.38	-----	-----	-180,425.83	-----	15,950,277.21
	2016-2017					1,972,043.29	-----	-----	132,207.00	-----	1,839,836.29
	No Year					3,071,014.42	-----	-----	-7,012.35	-----	3,078,026.77
	Subtotal		086	0163	000	1,851,797,198.97	-----	-----	1,620,009,460.20	-----	231,787,738.77
Drug Elimination Grants for Low-Income Housing, Housing Programs, Housing and Urban Development Fund Resources:											
Undisbursed Funds	No Year		086	0197	000	240,330.03	-----	-----	-----	-----	240,330.03
Revitalization of Severely Distressed Public Housing (HOPE VI), Public and Indian Housing, Housing and Urban Development Fund Resources:											
Undisbursed Funds	No Year		086	0218	000	16,303,944.70	-----	-----	693,055.30	-----	15,610,889.40
Indian Housing Loan Guarantee Fund Program Account, Public and Indian Housing, Housing and Urban Development Fund Resources:											
Undisbursed Funds	No Year		086	0223	000	8,951,739.93	21,908,979.02	-----	21,446,114.27	-----	9,414,604.68
Native Hawaiian Housing Loan Guarantee Fund Program Account, Public and Indian Housing, Housing and Urban Development Fund Resources:											
Undisbursed Funds	No Year		086	0233	000	5,925,554.02	1,367,168.59	-----	1,367,168.59	-----	5,925,554.02
Native Hawaiian Housing Block Grant, Public and Indian Housing, Housing and Urban Development Fund Resources:											
Undisbursed Funds	2021-2025		086	0235	000	-----	7,000,000.00	-----	4,197,500.00	-----	2,802,500.00
	2020-2024					2,000,000.00	-----	-----	-----	-----	2,000,000.00
	2019-2023					2,000,000.00	-----	-----	-----	-----	2,000,000.00
	2018-2022					2,000,000.00	-----	-----	-----	-----	2,000,000.00
	2017-2021					2,000,000.00	-----	-----	-----	-----	2,000,000.00
	2015-2019					8,470,179.95	-----	-----	2,492,852.85	-----	5,977,327.10
	No Year					1,844,684.53	-----	-----	1,226,253.36	-----	618,431.17
	Subtotal		086	0235	000	18,314,864.48	7,000,000.00	-----	7,916,606.21	-----	17,398,258.27
Tenant-Based Rental Assistance, Public and Indian Housing, Housing and Urban Development Fund Resources:											
Undisbursed Funds	2021-2030		086	0302	000	-----	4,980,000,000.00	-----	367,949,603.00	-----	4,612,050,397.00
	2021-2024					-----	63,392,324.00	-----	38,874,181.00	-----	24,518,143.00
	2020-2023					14,128,979.00	-----	-----	14,128,800.00	-----	179.00
	2019-2022					16.00	-----	-----	-1,411.00	-----	1,427.00

Footnotes at End of Chapter

Appropriations, Outlays, and Balances - Continued

Appropriation or Fund Account Title	Account Symbol				Balances, Beginning of Fiscal Year	Appropriations and Other Obligational Authority ¹	Transfers Borrowings and Investment (Net) ²	Outlays (Net)	Balances Withdrawn and Other Transactions ³	Balances, End of Fiscal Year
	Period of Availability	ATA	AID	MAIN						
	2020-2021				7,933,168.00	-----	-----	7,933,147.00	-----	21.00
	2018-2021				9,621.00	-----	-----	7,120.00	-----	2,501.00
	2019-2020				27.00	-----	-----	-----	-----	27.00
	2017-2020				8,201.00	-----	-----	8,155.00	-----	46.00
	2018-2019				110,132.00	-----	-----	-----	-----	110,132.00
	2016-2019				2,451.00	-----	-----	-----	-----	2,451.00
	2017-2018				28,629.00	-----	-----	-----	-----	28,629.00
	2014-2017				5.00	-----	-----	-----	-----	5.00
	No Year				5,676,631,361.17	25,777,439,000.00	-----	24,962,273,967.16	-----	6,491,796,394.01
	Subtotal		086	0302	5,698,852,590.17	30,820,831,324.00	-----	25,391,173,562.16	-----	11,128,510,352.01
Public Housing Capital Fund, Public and Indian Housing, Housing and Urban Development Fund Resources:										
Undisbursed Funds	2020-2023		086	0304	2,695,096,803.93	-----	-----	713,504,550.83	-----	1,981,592,253.10
	2019-2022				1,920,904,785.61	-----	-----	611,944,035.26	-----	1,308,960,750.35
	2018-2021				981,858,378.74	-----	-----	638,443,726.58	-----	343,414,652.16
	2017-2020				184,767,938.00	-----	-----	86,473,035.46	-----	98,294,902.54
	2016-2019				44,194,859.86	-----	-----	16,417,541.21	-----	27,777,318.65
	2015-2018				25,872,284.63	-----	-----	8,716,817.12	-----	17,155,467.51
	2014-2017				18,365,435.94	-----	-----	6,877,178.68	-----	11,488,257.26
	2013-2016				9,492,170.58	-----	-----	1,806,676.72	7,685,493.86	-----
	No Year				19,537,650.72	-----	-----	1,203,204.06	-----	18,334,446.66
	Subtotal		086	0304	5,900,090,308.01	-----	-----	2,085,386,765.92	7,685,493.86	3,807,018,048.23
Native American Programs, Public and Indian Housing, Housing and Urban Development Fund Resources:										
Undisbursed Funds	2021-2025		086	0313	-----	1,565,000,000.00	-----	246,793,163.72	-----	1,318,206,836.28
	2020-2024				783,451,151.70	-----	-----	315,146,886.39	-----	468,304,265.31
	2019-2023				346,171,275.99	-----	-----	128,710,273.19	-----	217,461,002.80
	2020-2022				69,345,001.00	-----	-----	6,126,169.30	-----	63,218,831.70
	2018-2022				234,574,860.15	-----	-----	115,207,524.77	-----	119,367,335.38
	2017-2021				19,658,110.07	-----	-----	11,490,333.27	-----	8,167,776.80
	2016-2020				8,674,550.79	-----	-----	3,508,376.27	-----	5,166,174.52
	2015-2019				3,580,641.63	-----	-----	1,194,601.56	-----	2,386,040.07
	2014-2018				2,371,086.38	-----	-----	336,562.07	-----	2,034,524.31
	2013-2017				852,454.98	-----	-----	186,501.22	-----	665,953.76
	2012-2016				162,089.93	-----	-----	98,395.21	63,694.72	-----
	No Year				37,421,084.30	429,576.83	-----	967,998.27	-----	36,882,662.86
	Subtotal		086	0313	1,506,262,306.92	1,565,429,576.83	-----	829,766,785.24	63,694.72	2,241,861,403.79
Housing Certificate Fund, Public and Indian Housing, Housing and Urban Development Fund Resources:										
Undisbursed Funds	No Year		086	0319	127,316,335.63	-----	-----	20,892,189.80	3,140,569.21	103,283,576.62

Footnotes at End of Chapter

Appropriations, Outlays, and Balances - Continued

Appropriation or Fund Account Title	Account Symbol				Balances, Beginning of Fiscal Year	Appropriations and Other Obligational Authority ¹	Transfers Borrowings and Investment (Net) ²	Outlays (Net)	Balances Withdrawn and Other Transactions ³	Balances, End of Fiscal Year
	Period of Availability	ATA	AID	MAIN						
Choice Neighborhoods Initiative, Public and Indian Housing Programs, Housing and Urban Development Fund Resources: Undisbursed Funds	2021-2023		086	0349	000	200,000,000.00				200,000,000.00
	2020-2022					175,000,000.00		362,866.58		174,637,133.42
	2019-2021					149,846,690.76		503,156.93		149,343,533.83
	2018-2020					147,033,397.09		5,657,807.93		141,375,589.16
	2017-2019					113,650,737.22		19,744,889.60		93,905,847.62
	2016-2018					77,665,352.74		19,533,348.82		58,132,003.92
	2015-2017					52,530,836.18		8,890,343.19		43,640,492.99
	2014-2016					18,058,168.37		17,685,794.13	372,374.24	
Subtotal			086	0349	000	733,785,182.36	200,000,000.00	72,378,207.18	372,374.24	861,034,600.94
Self-Sufficiency Programs, Public and Indian Housing, Housing and Urban Development Fund Resources: Undisbursed Funds	2021-2024		086	0350	000	155,000,000.00				155,000,000.00
	2020-2023					129,952,739.25		51,485,634.10		78,467,105.15
	2019-2020					32,722,264.83		29,259,158.16		3,463,106.67
	2018-2019					1,757,236.72		301,124.02		1,456,112.70
	2017-2018					965,003.07				965,003.07
	2016-2017					1,694,993.79		2,929.39		1,692,064.40
	2015-2016					1,961,660.19		-2,400.00	1,964,060.19	
Subtotal			086	0350	000	169,053,897.85	155,000,000.00	81,046,445.67	1,964,060.19	241,043,391.99
Public Housing Fund, Public and Indian Housing, Housing and Urban Development Fund Resources: Undisbursed Funds	2021-2024		086	0481	000		7,686,609,691.00		3,572,517,162.00	4,114,092,529.00
Total, Public and Indian Housing Programs						16,036,894,253.07	40,458,146,739.44	33,704,593,522.54	13,226,192.22	22,777,221,277.75
Community Planning and Development										
General Fund Accounts										
Community Development Fund, Community Planning and Development, Housing and Urban Development Fund Resources: Undisbursed Funds	2021-2023		086	0162	000	3,475,000,000.00		36,211,527.32		3,438,788,472.68
	2020-2022					8,329,049,315.68		1,875,798,189.43		6,453,251,126.25
	2019-2021					2,368,702,547.57		892,986,664.30		1,475,715,883.27
	2018-2020					1,387,450,578.51		570,961,756.74		816,488,821.77
	2017-2019					607,373,807.59		254,089,233.91		353,284,573.68
	2016-2018					294,783,195.20		133,386,278.57		161,396,916.63
	2015-2017					167,405,714.13		72,261,288.88		95,144,425.25
	2013-2017					3,028,870,827.15		627,716,623.32		2,401,154,203.83
	2014-2016					304,500,639.89		283,210,854.01	21,289,785.88	
No Year						40,829,314,734.50		2,011,935,299.33		38,817,379,435.17

Footnotes at End of Chapter

Appropriations, Outlays, and Balances - Continued

Appropriation or Fund Account Title	Account Symbol				Balances, Beginning of Fiscal Year	Appropriations and Other Obligational Authority ¹	Transfers Borrowings and Investment (Net) ²	Outlays (Net)	Balances Withdrawn and Other Transactions ³	Balances, End of Fiscal Year
	Period of Availability	ATA	AID	MAIN SUB						
	Subtotal		086	0162 000	57,317,451,360.22	3,475,000,000.00	-----	6,758,557,715.81	21,289,785.88	54,012,603,858.53
Self-Help and Assisted Homeownership Opportunity Program, Community Planning and Development, Housing and Urban Development Fund Resources:										
Undisbursed Funds	2021-2023		086	0176 000	-----	60,000,000.00	-----	-----	-----	60,000,000.00
	2020-2022				55,000,000.00	-----	-----	373,830.52	-----	54,626,169.48
	2019-2021				53,631,657.76	-----	-----	10,056,075.65	-----	43,575,582.11
	2018-2020				39,397,910.50	-----	-----	19,353,103.90	-----	20,044,806.60
	2017-2019				16,956,539.41	-----	-----	10,960,798.45	-----	5,995,740.96
	2016-2018				4,449,458.13	-----	-----	3,401,801.70	-----	1,047,656.43
	2015-2017				1,056,453.23	-----	-----	538,432.79	-----	518,020.44
	2014-2016				22,192.45	-----	-----	-19,370.47	41,562.92	-----
	No Year				13,503,008.98	-----	-----	951,319.07	-----	12,551,689.91
	Subtotal		086	0176 000	184,017,220.46	60,000,000.00	-----	45,615,991.61	41,562.92	198,359,665.93
Homeless Assistance Grants, Community Planning and Development, Housing and Urban Development Fund Resources:										
Undisbursed Funds	2021-2023		086	0192 000	-----	3,000,000,000.00	-----	200,912.27	-----	2,999,799,087.73
	2021-2022				-----	72,012,969.13	-----	-----	-----	72,012,969.13
	2020-2022				6,760,673,824.97	-----	-----	1,228,190,687.12	-----	5,532,483,137.85
	2020-2021				72,366,182.00	-----	-----	6,916,381.10	-----	65,449,800.90
	2019-2021				2,245,726,705.65	-72,012,969.13	-----	1,632,010,488.43	-----	541,703,248.09
	2018-2020				492,362,470.47	-----	-----	256,878,014.27	-----	235,484,456.20
	2017-2019				268,457,193.21	-----	-60,761,533.44	34,513,594.20	-----	173,182,065.57
	2016-2018				213,878,262.12	-----	-97,632,165.87	9,974,778.38	-----	106,271,317.87
	2015-2017				246,583,441.92	-----	-125,470,289.82	2,550,332.11	-----	118,562,819.99
	2014-2016				210,404,033.58	-----	-113,695,301.53	612,612.18	96,096,119.87	-----
	No Year				186,121,436.61	-----	397,559,290.66	42,654,212.74	-----	541,026,514.53
	Subtotal		086	0192 000	10,696,573,550.53	3,000,000,000.00	0.00	3,214,502,012.80	96,096,119.87	10,385,975,417.86
Community Development Loan Guarantees Program Account, Community Planning and Development, Housing and Urban Development Fund Resources:										
Undisbursed Funds	2021		086	0198 000	-----	2,423,264.75	-----	2,423,264.75	-----	-----
Home Investment Partnerships Program, Community Planning and Development, Housing and Urban Development Fund Resources:										
Undisbursed Funds	2021-2025		086	0205 000	-----	4,950,000,000.00	-----	341.78	-----	4,949,999,658.22
	2021-2024				-----	1,350,000,000.00	-----	521,271.16	-----	1,349,478,728.84
	2020-2023				1,349,156,258.22	-----	-----	81,034,847.50	-----	1,268,121,410.72
	2019-2022				1,149,989,967.82	-----	-----	191,632,382.65	-----	958,357,585.17
	2018-2021				1,018,017,569.10	-----	-----	266,672,422.57	-----	751,345,146.53
	2017-2020				434,431,593.83	-----	-----	190,194,120.61	-----	244,237,473.22
	2016-2019				204,935,303.63	-----	-----	96,616,240.90	-----	108,319,062.73
	2015-2018				77,271,833.53	-----	-----	30,896,409.02	-----	46,375,424.51
	2014-2016				30,494,334.72	-----	-----	5,671,815.76	24,822,518.96	-----

Footnotes at End of Chapter

Appropriations, Outlays, and Balances - Continued

Appropriation or Fund Account Title	Account Symbol				Balances, Beginning of Fiscal Year	Appropriations and Other Obligational Authority ¹	Transfers Borrowings and Investment (Net) ²	Outlays (Net)	Balances Withdrawn and Other Transactions ³	Balances, End of Fiscal Year
	Period of Availability	ATA	AID	MAIN						
	No Year				1,929,740.96	-----	-----	119,076.47	-----	1,810,664.49
	Subtotal		086	0205	000	4,266,226,601.81	6,300,000,000.00	863,358,928.42	24,822,518.96	9,678,045,154.43
Housing Opportunities for Persons with AIDS, Community Planning and Development, Housing and Urban Development Fund Resources:										
Undisbursed Funds	2021-2023		086	0308	000	-----	43,000,000.00	-----	-----	43,000,000.00
	2021-2022					-----	387,000,000.00	-----	-----	386,835,499.29
	2020-2022					50,658,357.78	-----	3,373,731.91	-----	47,284,625.87
	2020-2021					422,504,026.83	-----	171,425,479.86	-----	251,078,546.97
	2019-2021					39,000,380.82	-----	6,840,079.21	-----	32,160,301.61
	2019-2020					195,350,602.20	-----	108,475,406.11	-----	86,875,196.09
	2018-2020					27,232,145.93	-----	11,660,268.92	-----	15,571,877.01
	2018-2019					65,702,834.87	-----	36,889,112.33	-----	28,813,722.54
	2017-2019					10,301,272.58	-----	8,040,953.71	-----	2,260,318.87
	2017-2018					28,062,569.58	-----	17,505,666.53	-----	10,556,903.05
	2016-2018					2,155,105.88	-----	736,833.04	-----	1,418,272.84
	2016-2017					13,539,226.37	-----	1,611,750.95	-----	11,927,475.42
	2015-2017					2,607,249.53	-----	789,897.45	-----	1,817,352.08
	2015-2016					7,460,191.75	-----	7,124,232.14	335,959.61	-----
	2014-2016					1,272,429.77	-----	449,472.83	822,956.94	-----
	No Year					628,887.97	-----	141,836.35	-----	487,051.62
	Subtotal		086	0308	000	866,475,281.86	430,000,000.00	375,229,222.05	1,158,916.55	920,087,143.26
Brownfields Redevelopment, Community Planning and Development, Housing and Urban Development Fund Resources:										
Undisbursed Funds	No Year		086	0314	000	5,424,004.41	-----	-----	-----	5,424,004.41
Empowerment Zones/Enterprise Communities, Community Planning and Development, Housing and Urban Development Fund Resources:										
Undisbursed Funds	No Year		086	0315	000	154,173.49	-----	-----	-----	154,173.49
Rural Housing and Economic Development, Public and Indian Housing, Housing and Urban Development Fund Resources:										
Undisbursed Funds	No Year		086	0324	000	1,761,531.14	-----	-----	-----	1,761,531.14
Permanent Supportive Housing, Housing and Urban Development Fund Resources:										
Undisbursed Funds	No Year		086	0342	000	5,184,200.00	-----	-----	-----	5,184,200.00
Neighborhood Stabilization Program, Community Planning and Development, Housing and Urban Development Fund Resources:										
Undisbursed Funds	No Year		086	0344	000	148,511,404.35	-----	15,088,349.29	-----	133,423,055.06
Public Enterprise Funds										
Revolving Fund, Liquidating Programs, Housing and Urban Development Fund Resources:										
Undisbursed Funds	No Year		086	4015	000	238,559.87	45,000.00	13,357.95	-----	270,201.92

Footnotes at End of Chapter

Appropriations, Outlays, and Balances - Continued

Appropriation or Fund Account Title	Account Symbol				Balances, Beginning of Fiscal Year	Appropriations and Other Obligational Authority ¹	Transfers Borrowings and Investment (Net) ²	Outlays (Net)	Balances Withdrawn and Other Transactions ³	Balances, End of Fiscal Year
	Period of Availability	ATA	AID	MAIN						
Section 8-Community Development Guaranteed Loans, Liquidating Account, Housing and Urban Development Fund Resources: Undisbursed Funds	No Year		086	4097	000	0.50	-----	-----	0.50	-----
Trust Fund Accounts										
Housing Trust Fund, Community Planning and Development, Housing and Urban Development Fund Resources: Undisbursed Funds	No Year		086	8560	000	964,778,832.22	710,818,437.27	-----	213,006,143.50	1,462,591,125.99
Total, Community Planning and Development						74,456,796,720.86	13,978,286,702.02	0.00	11,487,794,986.18	143,408,904.68
Housing Programs										
General Fund Accounts										
Rent Supplement, Housing Programs, Housing and Urban Development Fund Resources: Undisbursed Funds	No Year		086	0129	000	2,656,616.38	-625,469.86	-----	-----	2,031,146.52
Rental Housing Assistance, Housing Programs, Housing and Urban Development Fund Resources: Undisbursed Funds	No Year		086	0148	000	348,923,900.71	-13,728,992.94	-----	64,017,745.04	271,177,162.73
Housing Counseling Assistance, Housing Programs, Housing and Urban Development Fund Resources: Undisbursed Funds	2021-2023		086	0156	000	-----	20,000,000.00	-----	-----	20,000,000.00
	2021-2022					-----	57,500,000.00	-----	83,086.14	57,416,913.86
	2020-2021					50,524,712.46	-----	-----	29,373,032.26	21,151,680.20
	2019-2020					15,508,400.46	-----	-----	14,075,900.92	1,432,499.54
	2018-2019					2,798,893.62	-----	-----	1,475,311.03	1,323,582.59
	2017-2018					1,067,564.35	-----	-----	4,161.00	1,063,403.35
	2016-2017					1,163,066.21	-----	-----	-----	1,163,066.21
	2015-2016					632,433.34	-----	-----	-----	632,433.34
	Subtotal		086	0156	000	71,695,070.44	77,500,000.00	-----	45,011,491.35	103,551,146.75
Mutual Mortgage Insurance Program Account, Federal Housing Administration, Housing and Urban Development Fund Resources: Undisbursed Funds	2021-2022		086	0183	000	-----	130,000,000.00	-----	34,461,140.23	95,538,859.77
	2020-2021					96,722,170.64	-----	-----	62,990,587.37	33,731,583.27
	2019-2020					50,510,956.75	-----	-----	27,408,694.42	23,102,262.33
	2018-2019					17,471,271.05	-----	-----	1,055,162.95	16,416,108.10
	2017-2018					33,451,386.12	-----	-----	-----	33,451,386.12
	2016-2017					29,700,520.27	-----	-----	68,736.00	29,631,784.27
	2015-2016					18,698,285.42	-----	-----	18,698,285.42	-----
	No Year					0.64	-----	2,969,205,546.67	2,969,205,546.67	0.64
	Subtotal		086	0183	000	246,554,590.89	130,000,000.00	2,969,205,546.67	3,095,189,867.64	18,698,285.42

Footnotes at End of Chapter

Appropriations, Outlays, and Balances - Continued

Appropriation or Fund Account Title	Account Symbol				Balances, Beginning of Fiscal Year	Appropriations and Other Obligational Authority ¹	Transfers Borrowings and Investment (Net) ²	Outlays (Net)	Balances Withdrawn and Other Transactions ³	Balances, End of Fiscal Year
	Period of Availability	ATA	AID	MAIN SUB						
Homeownership and Opportunity for People Everywhere Grants (HOPE Grants), Housing Programs, Housing and Urban Development Fund Resources: Undisbursed Funds	No Year		086 0196	000	132,112.73	-----	-----	-2,302.00	-----	134,414.73
General and Special Risk Program Account, Federal Housing Administration, Housing and Urban Development Fund Resources: Undisbursed Funds	No Year		086 0200	000	1,596,359.68	1,997,186,499.73	-----	1,997,186,499.73	-----	1,596,359.68
FHA, Mutual Mortgage Insurance Capital Reserve Account, Housing and Urban Development Fund Resources: Undisbursed Funds	No Year		086 0236	000	649,917,987.10	-----	-29,160,536,467.24	-29,454,934,029.20	-----	944,315,549.06
Unrealized Discount on Investments					-8,133,690.77	-----	-4,035,549.55	-----	-----	-12,169,240.32
Investments in US Treasury Securities					67,936,554,212.03	-----	26,195,366,470.12	-----	-----	94,131,920,682.15
Subtotal			086 0236	000	68,578,338,508.36	-----	-2,969,205,546.67	-29,454,934,029.20	-----	95,064,066,990.89
Housing for Persons with Disabilities, Housing Programs, Housing and Urban Development Fund Resources: Undisbursed Funds	2021-2024		086 0237	000	-----	227,000,000.00	-----	36,547,874.04	-----	190,452,125.96
	2020-2023				181,136,090.35	-----	-----	112,160,292.68	-----	68,975,797.67
	2019-2022				52,440,813.26	-----	-----	19,149,512.92	-----	33,291,300.34
	2018-2021				89,257,414.06	-----	-----	2,761,418.72	-----	86,495,995.34
	2017-2020				3,177,101.43	-----	-----	2,324,704.40	-----	852,397.03
	2016-2019				712,929.12	-----	-----	44,278.50	-----	668,650.62
	2015-2018				141,912.96	-----	-----	8,817.78	-----	133,095.18
	2014-2017				18,980,668.00	-----	-----	1,624,057.00	-----	17,356,611.00
	2013-2016				94,537,745.00	-----	-----	6,360,412.00	-----	⁵ 88,177,333.00
	2012-2015				67,946,864.52	-----	-----	13,928,114.70	-----	⁵ 54,018,749.82
	2010-2013				924,375.00	-----	-----	208,612.00	-----	⁶ 715,763.00
	2009-2012				186,506.00	-----	-----	26,612.00	-----	⁶ 159,894.00
	2008-2011				21,582.00	-----	-----	17,309.00	4,273.00	⁶ -----
No Year					128,650,310.40	-----	-----	15,815,369.98	-----	112,834,940.42
Subtotal			086 0237	000	638,114,312.10	227,000,000.00	-----	210,977,385.72	4,273.00	654,132,653.38
Project-Based Rental Assistance, Housing Programs, Housing and Urban Development Fund Resources: Undisbursed Funds	2021-2024		086 0303	000	-----	55,997,985.00	-----	29,372,395.00	-----	26,625,590.00
	2020-2023				10,038,188.00	-----	-----	6,620,895.00	-----	3,417,293.00
	2019-2022				1,197,189.00	-----	-----	1,197,189.00	-----	-----
	2020-2021				16,027,080.00	-----	-----	15,370,547.00	-----	656,533.00
	2019-2020				1,426,704.00	-----	-----	1,293,396.00	-----	133,308.00
	2016-2019				264,517.00	-----	-----	158,453.00	-----	106,064.00
No Year					4,658,071,770.51	13,465,000,000.00	-----	13,487,734,212.59	-----	4,635,337,557.92
Subtotal			086 0303	000	4,687,025,448.51	13,520,997,985.00	-----	13,541,747,087.59	-----	4,666,276,345.92

Footnotes at End of Chapter

Appropriations, Outlays, and Balances - Continued

Appropriation or Fund Account Title	Account Symbol				Balances, Beginning of Fiscal Year	Appropriations and Other Obligational Authority ¹	Transfers Borrowings and Investment (Net) ²	Outlays (Net)	Balances Withdrawn and Other Transactions ³	Balances, End of Fiscal Year
	Period of Availability	ATA	AID	MAIN						
Housing for the Elderly, Housing Programs, Housing and Urban Development Fund Resources: Undisbursed Funds	2021-2024		086	0320	000	----- 855,000,000.00	-----	321,222,340.33	-----	533,777,659.67
	2020-2023					536,448,652.05	-----	378,680,444.95	-----	157,768,207.10
	2019-2022					90,159,570.62	-----	11,792,736.05	-----	78,366,834.57
	2018-2021					113,476,822.97	-----	7,020,408.27	-----	106,456,414.70
	2017-2020					15,470,344.62	-----	2,877,308.22	-----	12,593,036.40
	2016-2019					2,420,754.79	-----	64,566.56	-----	2,356,188.23
	2015-2018					1,316,897.71	-----	-----	-----	1,316,897.71
	2014-2017					5,088,851.22	-----	2,317,385.68	-----	2,771,465.54
	2013-2016					1,127,847.13	-----	-47,473.00	1,175,320.13	-----
	2011-2014					238,606.00	-----	238,106.00	-----	⁶ 500.00
	2010-2013					3,534,817.00	-----	1,777,932.00	-----	⁶ 1,756,885.00
	2009-2012					750,424.00	-----	228,983.00	-----	⁶ 521,441.00
	2008-2011					2,240,060.00	-----	220,729.00	2,019,331.00	----- ⁶ -----
	No Year					256,216,841.85	-----	56,640,136.08	-----	199,576,705.77
	Subtotal		086	0320	000	1,028,490,489.96	855,000,000.00	783,033,603.14	3,194,651.13	1,097,262,235.69
Home Ownership Preservation Entity Fund Program Account, Housing and Urban Development Fund Resources: Undisbursed Funds	No Year		086	0343	000	7,417,452.87	185,396.68	185,396.68	-----	7,417,452.87
Public Enterprise Funds										
Rental Housing Assistance Fund, Federal Housing Administration, Housing and Urban Development Fund Resources: Undisbursed Funds	No Year		086	4041	000	16,092,999.90	-----	-548,113.23	-----	16,641,113.13
Flexible Subsidy Fund, Housing Programs, Housing and Urban Development Fund Resources: Undisbursed Funds	No Year		086	4044	000	591,635,106.65	-----	-24,113,070.41	-----	615,748,177.06
College Housing Loans, Housing and Urban Development Fund Resources: Undisbursed Funds	No Year		086	4058	000	19,430,580.83	-----	-----	-----	19,430,580.83
Federal Housing Administration Fund, Housing and Urban Development Fund Resources: Undisbursed Funds	No Year		086	4070	000	179,887,922.22	-----	-21,301.64	-----	179,909,223.86
Nehemiah Housing Opportunity Fund, Housing and Urban Development Fund Resources: Undisbursed Funds	No Year		086	4071	000	274,500.00	-----	-176,500.00	⁷ 176,500.00	274,500.00
FHA-General and Special Risk Insurance Fund Liquidating Account, Housing and Urban Development Fund Resources: Undisbursed Funds	No Year		086	4072	000	192,417,987.74	25,000,000.00	-138,457,313.76	⁷ 124,980,807.44	230,894,494.06

Footnotes at End of Chapter

Appropriations, Outlays, and Balances - Continued

Appropriation or Fund Account Title	Account Symbol				Balances, Beginning of Fiscal Year	Appropriations and Other Obligational Authority ¹	Transfers Borrowings and Investment (Net) ²	Outlays (Net)	Balances Withdrawn and Other Transactions ³	Balances, End of Fiscal Year	
	Period of Availability	ATA	AID	MAIN							SUB
Housing for the Elderly or Handicapped Fund, Housing and Urban Development Fund Resources: Undisbursed Funds	No Year		086	4115	000	180,741,459.90	-----	-----	-135,076,300.30	⁷ 176,847,613.69	138,970,146.51
Trust Fund Accounts											
Manufactured Housing Fees Trust Fund, Housing Programs, Housing and Urban Development Fund Resources: Undisbursed Funds	No Year		086	8119	000	18,340,527.92	13,000,000.00	-----	10,271,455.00	-----	21,069,072.92
Total, Housing Programs						76,809,765,947.79	16,831,515,418.61	-----	-10,005,708,398.65	324,534,564.02	103,322,455,201.03
Government National Mortgage Association											
General Fund Accounts											
Guarantees of Mortgage-Backed Securities Loan Guarantee, Program Account, Government National Mortgage Association, Housing and Urban Development Fund Resources: Undisbursed Funds	2021-2022		086	0186	000	-----	-----	-----	-7,381,385.23	-----	7,381,385.23
	2020-2021					4,499,106.04	-----	-----	4,495,391.89	-----	3,714.15
	2019-2020					101,200.21	-----	-----	-5,666.85	-----	106,867.06
	2018					547,468.06	-----	-----	-----	-----	547,468.06
	2017					254,534.70	-----	-----	-----	-----	254,534.70
	2016					150,173.72	-----	-----	393.78	149,779.94	-----
	No Year					2,338,960,894.53	-----	1,600,000,000.00	1,666,918,042.11	-----	2,272,042,852.42
	Subtotal		086	0186	000	2,344,513,377.26	-----	1,600,000,000.00	1,664,026,775.70	149,779.94	2,280,336,821.62
Guarantees of Mortgage-Backed Securities Capital Reserve Account, Government National Mortgage Association, Housing and Urban Development Fund Resources: Undisbursed Funds	No Year		086	0238	000	2,320,751,927.63	-----	-5,368,970,882.55	-3,048,268,996.37	-----	50,041.45
Investments in US Treasury Securities						8,400,366,000.00	-----	5,770,242,000.00	-----	-----	14,170,608,000.00
	Subtotal		086	0238	000	10,721,117,927.63	-----	401,271,117.45	-3,048,268,996.37	-----	14,170,658,041.45
Guarantees of Mortgage-Backed Securities Pass-Through Assistance Fund Resources: Undisbursed Funds	No Year		086	0480	000	2,996,956,946.16	-----	-----	-3,163,980.17	-----	3,000,120,926.33
Authority to Borrow from the Treasury						8,700,000,000.00	8,700,000,000.00	-----	-----	17,400,000,000.00	-----
	Subtotal		086	0480	000	11,696,956,946.16	8,700,000,000.00	-----	-3,163,980.17	17,400,000,000.00	3,000,120,926.33
Public Enterprise Funds											
Guarantees of Mortgage-Backed Securities Fund, Government National Mortgage Association, Housing and Urban Development Fund Resources: Undisbursed Funds	No Year		086	4238	000	51,353.57	-----	-116,117.45	-116,535.51	-----	51,771.63
Investments in US Treasury Securities						124,212,000.00	-----	-1,155,000.00	-----	-----	123,057,000.00
	Subtotal		086	4238	000	124,263,353.57	-----	-1,271,117.45	-116,535.51	-----	123,108,771.63
Total, Government National Mortgage Association						24,886,851,604.62	8,700,000,000.00	2,000,000,000.00	-1,387,522,736.35	17,400,149,779.94	19,574,224,561.03

Footnotes at End of Chapter

Appropriations, Outlays, and Balances - Continued

Appropriation or Fund Account Title	Account Symbol				Balances, Beginning of Fiscal Year	Appropriations and Other Obligational Authority ¹	Transfers Borrowings and Investment (Net) ²	Outlays (Net)	Balances Withdrawn and Other Transactions ³	Balances, End of Fiscal Year	
	Period of Availability	ATA	AID	MAIN							SUB
Policy Development and Research											
General Fund Accounts											
Research and Technology, Policy Development and Research, Housing and Urban Development											
Fund Resources:											
Undisbursed Funds	2021-2022		086	0108	000	-----	105,000,000.00	7,189,104.83	38,572,283.17	-----	73,616,821.66
	2020-2021					61,235,907.58	-----	-----	9,553,802.62	-----	51,682,104.96
	2019-2020					47,969,441.88	-----	-----	13,799,579.64	-----	34,169,862.24
	2018-2019					28,609,921.47	-----	-1,632,971.71	7,460,896.54	-----	19,516,053.22
	2017-2018					11,188,066.78	-----	-5,556,133.12	-2,497,229.97	-----	8,129,163.63
	2016-2017					7,620,092.98	-----	-----	3,027,893.92	-----	4,592,199.06
	2015-2016					3,789,812.43	-----	-----	1,782,284.06	2,007,528.37	-----
	No Year					954,411.88	-----	-----	178,530.53	-----	775,881.35
	Subtotal		086	0108	000	161,367,655.00	105,000,000.00	-----	71,878,040.51	2,007,528.37	192,482,086.12
Total, Policy Development and Research						161,367,655.00	105,000,000.00	-----	71,878,040.51	2,007,528.37	192,482,086.12
Fair Housing and Equal Opportunity											
General Fund Accounts											
Fair Housing Activities, Fair Housing and Equal Opportunity, Housing and Urban Development											
Fund Resources:											
Undisbursed Funds	2021-2023		086	0144	000	-----	19,400,000.00	-----	-----	-----	19,400,000.00
	2021-2022					-----	72,555,000.00	-----	3,756,001.87	-----	68,798,998.13
	2020-2021					67,236,524.30	-----	-----	20,542,931.95	-----	46,693,592.35
	2019-2020					43,071,637.64	-----	-----	36,499,285.00	-----	6,572,352.64
	2018-2019					5,707,233.45	-----	-----	3,897,492.96	-----	1,809,740.49
	2017-2018					4,181,062.72	-----	-----	530,094.46	-----	3,650,968.26
	2016-2017					1,849,880.26	-----	-----	10,745.41	-----	1,839,134.85
	2015-2016					1,948,012.84	-----	-----	357,500.00	1,590,512.84	-----
	Subtotal		086	0144	000	123,994,351.21	91,955,000.00	-----	65,594,051.65	1,590,512.84	148,764,786.72
Total, Fair Housing and Equal Opportunity						123,994,351.21	91,955,000.00	-----	65,594,051.65	1,590,512.84	148,764,786.72
Office of Lead Hazard Control and Healthy Homes											
General Fund Accounts											
Lead Hazard Reduction, Office of Lead Hazard Control and Healthy Homes, Housing and Urban Development											
Fund Resources:											
Undisbursed Funds	2021-2023		086	0174	000	-----	360,000,000.00	-----	-----	-----	360,000,000.00
	2020-2022					290,000,000.00	-----	-----	4,862,288.12	-----	285,137,711.88
	2019-2020					273,749,989.91	-----	-----	25,978,222.94	-----	247,771,766.97
	2018-2019					204,960,938.56	-----	-----	29,132,356.71	-----	175,828,581.85
	2017-2018					75,426,233.20	-----	-----	26,303,291.94	-----	49,122,941.26
	2016-2017					16,421,329.89	-----	-----	3,893,323.27	-----	12,528,006.62
	2015-2016					5,857,909.07	-----	-----	-----	5,857,909.07	-----
	No Year					348,253.15	-----	-----	1,890.00	-----	346,363.15

Footnotes at End of Chapter

Appropriations, Outlays, and Balances - Continued

Appropriation or Fund Account Title	Account Symbol				Balances, Beginning of Fiscal Year	Appropriations and Other Obligational Authority ¹	Transfers Borrowings and Investment (Net) ²	Outlays (Net)	Balances Withdrawn and Other Transactions ³	Balances, End of Fiscal Year	
	Period of Availability	ATA	AID	MAIN							SUB
Total, Office of Lead Hazard Control and Healthy Homes	Subtotal		086	0174	000	866,764,653.78	360,000,000.00	-----	90,171,372.98	5,857,909.07	1,130,735,371.73
						866,764,653.78	360,000,000.00	-----	90,171,372.98	5,857,909.07	1,130,735,371.73
Management and Administration											
General Fund Accounts											
Salaries and Expenses, Management and Administration, Housing and Urban Development Fund Resources:											
Undisbursed Funds	No Year		086	0143	000	2,318,000.10	-----	-----	-183,447.01	-----	2,501,447.11
Office of Inspector General, Management and Administration, Housing and Urban Development Fund Resources:											
Undisbursed Funds	2021		086	0189	000	-----	137,200,000.00	-----	112,922,132.01	-----	24,277,867.99
	2020-2021					9,580,613.23	-----	-----	3,473,379.88	-----	6,107,233.35
	2020					19,527,483.20	-----	-----	17,304,616.74	-----	2,222,866.46
	2019					4,422,612.72	-----	-----	3,471,308.50	-----	951,304.22
	2018					1,374,233.99	-----	-----	328,000.76	-----	1,046,233.23
	2017					814,733.85	-----	-----	213,881.00	-----	600,852.85
	2013-2017					55,151.38	-----	-----	-----	-----	55,151.38
	2016					847,536.40	-----	-----	-2,548.02	850,084.42	-----
	No Year					11,648,417.36	-----	-----	1,879,174.05	-----	9,769,243.31
	Subtotal		086	0189	000	48,270,782.13	137,200,000.00	-----	139,589,944.92	850,084.42	45,030,752.79
Executive Offices, Management and Administration, Housing and Urban Development Fund Resources:											
Undisbursed Funds	2021-2022		086	0332	000	-----	17,292,000.00	-----	8,694,425.12	-----	8,597,574.88
	2020-2021					4,089,817.16	-----	-----	3,477,473.90	-----	612,343.26
	2019-2020					871,275.59	-----	-----	465,697.27	-----	405,578.32
	2018					1,883,726.67	-----	-----	-678.30	-----	1,884,404.97
	2017					792,888.82	-----	-----	-----	-----	792,888.82
	2016					235,554.99	-----	-----	-----	235,554.99	-----
	Subtotal		086	0332	000	7,873,263.23	17,292,000.00	-----	12,636,917.99	235,554.99	12,292,790.25
Housing, Program Office Salaries and Expenses, Housing and Urban Development Fund Resources:											
Undisbursed Funds	2019-2020		086	0334	000	1,248,356.32	-----	-----	249,152.34	-----	999,203.98
	2018-2019					97,947.69	-----	-----	-----	-----	97,947.69
	2018					3,865,109.95	-----	-----	-980,178.46	-----	4,845,288.41
	2017					3,144,341.28	-----	-----	134.12	-----	3,144,207.16
	2016					2,653,788.69	-----	-----	-26,524.79	2,680,313.48	-----
	Subtotal		086	0334	000	11,009,543.93	-----	-----	-757,416.79	2,680,313.48	9,086,647.24
Administrative Support Offices, Management and Administration, Housing and Urban Development Fund Resources:											
Undisbursed Funds	2021-2022		086	0335	000	-----	579,689,000.00	-----	440,194,961.34	-----	139,494,038.66
	2020-2021					161,571,988.14	-----	-----	103,767,934.93	-----	57,804,053.21

Footnotes at End of Chapter

Appropriations, Outlays, and Balances - Continued

Appropriation or Fund Account Title	Account Symbol				Balances, Beginning of Fiscal Year	Appropriations and Other Obligational Authority ¹	Transfers Borrowings and Investment (Net) ²	Outlays (Net)	Balances Withdrawn and Other Transactions ³	Balances, End of Fiscal Year
	Period of Availability	ATA	AID	MAIN						
	2019-2021				6,194,829.18	-----	-----	4,904,955.99	-----	1,289,873.19
	2019-2020				26,895,981.08	-----	-----	6,744,771.83	-----	20,151,209.25
	2018-2019				4,806,354.80	-----	-----	1,926,351.09	-----	2,880,003.71
	2018				28,861,238.31	-----	-----	4,489,384.58	-----	24,371,853.73
	2017				26,200,839.40	-----	-----	5,493,960.37	-----	20,706,879.03
	2016-2017				2,039,425.24	-----	-----	1,515,797.47	-----	523,627.77
	2016				10,297,773.52	-----	-----	509,140.31	9,788,633.21	-----
	2015-2016				1,494,599.62	-----	-----	783,705.89	710,893.73	-----
	Subtotal		086	0335	000	268,363,029.29	579,689,000.00	570,330,963.80	10,499,526.94	267,221,538.55
Public and Indian Housing, Program Office Salaries and Expenses, Housing and Urban Development Fund Resources:										
Undisbursed Funds	2019-2024		086	0337	000	1,000,000.00	-----	-----	-----	497,463.75
	2018-2023					438,000.33	-----	-----	-----	438,000.33
	2019-2020					2,160,261.34	-----	1,571,128.32	-----	589,133.02
	2018-2019					271,527.37	-----	111,679.33	-----	159,848.04
	2018					1,456,366.83	-----	37,891.63	-----	1,418,475.20
	2017					1,681,655.69	-----	-68,559.94	-----	1,750,215.63
	2016					1,575,660.05	-----	-3,854.20	1,579,514.25	-----
	Subtotal		086	0337	000	8,583,471.61	-----	2,150,821.39	1,579,514.25	4,853,135.97
Community Planning and Development, Program Office Salaries and Expenses, Housing and Urban Development Fund Resources:										
Undisbursed Funds	2019-2020		086	0338	000	1,657,057.07	-----	-----	-----	849,479.85
	2018					570,534.76	-----	-----	-----	569,931.43
	2017					1,173,166.89	-----	761.40	-----	1,172,405.49
	2013-2017					16,009.45	-----	-----	-----	16,009.45
	2016					362,960.45	-----	-----	362,960.45	-----
	No Year					26,634,146.69	-----	2,652,016.14	-----	23,982,130.55
	Subtotal		086	0338	000	30,413,875.31	-----	3,460,958.09	362,960.45	26,589,956.77
Policy Development and Research, Program Office Salaries and Expenses, Housing and Urban Development Fund Resources:										
Undisbursed Funds	2019-2020		086	0339	000	307,602.82	-----	-----	-----	137,186.45
	2018-2019					921,991.43	-----	-----	-----	915,080.63
	2018					406,237.90	-----	-----	-----	406,237.90
	2017					483,503.69	-----	697.63	-----	482,806.06
	2016					293,630.47	-----	-----	293,630.47	-----
	Subtotal		086	0339	000	2,412,966.31	-----	178,024.80	293,630.47	1,941,311.04
Fair Housing and Equal Opportunity, Program Office Salaries and Expenses, Housing and Urban Development Fund Resources:										
Undisbursed Funds	2019-2020		086	0340	000	1,378,513.89	-----	-----	-----	847,781.04
	2018					234,968.92	-----	-----	-----	206,804.55
	2017					1,081,128.25	-----	-----	-----	1,080,700.60

Footnotes at End of Chapter

Appropriations, Outlays, and Balances - Continued

Appropriation or Fund Account Title	Account Symbol				Balances, Beginning of Fiscal Year	Appropriations and Other Obligational Authority ¹	Transfers Borrowings and Investment (Net) ²	Outlays (Net)	Balances Withdrawn and Other Transactions ³	Balances, End of Fiscal Year
	Period of Availability	ATA	AID	MAIN						
	2016				1,995,596.34	-----	-----	-148,835.45	2,144,431.79	-----
	Subtotal		086	0340	4,690,207.40	-----	-----	410,489.42	2,144,431.79	2,135,286.19
Office of Healthy Homes and Lead Hazard Control, Program Office Salaries and Expenses, Housing and Urban Development Fund Resources:										
Undisbursed Funds	2019-2020		086	0341	94,658.99	-----	-----	-246.67	-----	94,905.66
	2018				99,266.26	-----	-----	-----	-----	99,266.26
	2017				308,887.30	-----	-----	-----	-----	308,887.30
	2016				109,931.11	-----	-----	-----	109,931.11	-----
	Subtotal		086	0341	612,743.66	-----	-----	-246.67	109,931.11	503,059.22
Transformation Initiative, Management and Administration, Housing and Urban Development Fund Resources:										
Undisbursed Funds	2014-2016		086	0402	3,354,258.07	-----	-----	762,085.77	2,592,172.30	-----
	No Year				355,089.90	-----	-----	-----	-----	355,089.90
	Subtotal		086	0402	3,709,347.97	-----	-----	762,085.77	2,592,172.30	355,089.90
Program Offices, Management and Administration, Housing and Urban Development Fund Resources:										
Undisbursed Funds	2021-2030		086	0479	-----	20,000,000.00	-----	-----	-----	20,000,000.00
	2021-2029				-----	50,000,000.00	-----	-----	-----	50,000,000.00
	2021-2025				-----	5,000,000.00	-----	-----	-----	5,000,000.00
	2020-2025				992,793.47	-----	-----	399,869.21	-----	592,924.26
	2021-2023				-----	600,000.00	-----	-----	-----	600,000.00
	2021-2022				-----	901,673,000.00	-----	777,355,507.73	-----	124,317,492.27
	2020-2021				111,296,112.25	-----	-----	92,857,146.65	-----	18,438,965.60
	Subtotal		086	0479	112,288,905.72	977,273,000.00	-----	870,612,523.59	-----	218,949,382.13
Intragovernmental Funds										
Information Technology Fund, Management and Administration, Housing and Urban Development Fund Resources:										
Undisbursed Funds	2021-2024		086	4586	-----	40,000,000.00	-----	1,308,852.89	-----	38,691,147.11
	2021-2022				-----	260,000,000.00	-----	111,871,314.89	-----	148,128,685.11
	2020-2022				20,000,000.00	-----	-----	2,000,000.00	-----	18,000,000.00
	2020-2021				188,264,051.27	-----	-----	138,816,807.78	-----	49,447,243.49
	2019-2021				15,824,916.66	-----	-----	15,759,456.61	-----	65,460.05
	2019-2020				65,933,569.82	-----	-----	50,898,366.35	-----	15,035,203.47
	2018-2020				6,067,353.58	-----	-----	6,066,734.76	-----	618.82
	2018-2019				45,454,790.84	-----	-----	13,843,126.23	-----	31,611,664.61
	2017-2019				1,614,733.15	-----	-----	-----	-----	1,614,733.15
	2017-2018				3,577,992.19	-----	-----	3,387.83	-----	3,574,604.36
	2016-2017				9,403,141.47	-----	-----	-----	-----	9,403,141.47
	2015-2016				6,048,288.97	-----	-----	-----	6,048,288.97	-----
	2014-2016				1,931,373.65	-----	-----	-----	1,931,373.65	-----
	No Year				11,609,819.60	-----	-----	3,857,151.96	-----	7,752,667.64

Footnotes at End of Chapter

Appropriations, Outlays, and Balances - Continued

Appropriation or Fund Account Title	Account Symbol				Balances, Beginning of Fiscal Year	Appropriations and Other Obligational Authority ¹	Transfers Borrowings and Investment (Net) ²	Outlays (Net)	Balances Withdrawn and Other Transactions ³	Balances, End of Fiscal Year	
	Period of Availability	ATA	AID	MAIN SUB							
	Subtotal		086	4586	000	375,730,031.20	300,000,000.00	-----	344,425,199.30	7,979,662.62	323,325,169.28
Working Capital Fund, Management and Administration, Housing and Urban Development Fund Resources:											
Undisbursed Funds	No Year		086	4598	000	16,911,211.29	-----	-----	4,906,119.29	-----	12,005,092.00
Trust Fund Accounts											
Gifts and Bequests, Housing and Urban Development Fund Resources:											
Undisbursed Funds	No Year		086	8093	000	0.14	-----	-----	-----	-----	0.14
Total, Management and Administration						893,187,379.29	2,011,454,000.00	-----	1,948,522,937.89	29,327,782.82	926,790,658.58
Deductions for Offsetting Receipts											
Proprietary Receipts from the Public						-----	-4,144,972,293.02	-----	-4,177,166,095.59	-----	-----
Intrabudgetary Receipts Deducted by Agency						-----	-2,392,102.32	-----	-2,392,102.32	-----	-----
Offsetting Governmental Receipts						-----	-16,693,200.00	-----	-16,693,200.00	-----	-----
Total, Offsetting Receipts						-----	-4,164,057,595.34	-----	-4,196,251,397.91	-----	-----
Total, Department of Housing and Urban Development						194,235,622,565.62	78,372,300,264.73	2,000,000,000.00	31,779,072,378.84	17,920,103,173.96	224,876,553,474.98
Memorandum											
Financing Accounts											
Public Enterprise Funds											
FHA-General and Special Risk Guaranteed Loan, Financing Account, Housing and Urban Development Fund Resources:											
Undisbursed Funds	No Year		086	4077	000	6,554,368,152.35	-----	-33,250,000.00	2,026,905,198.84	-----	4,494,212,953.51
Authority to Borrow from the Treasury						-----	1,908,000,000.00	-1,716,850,000.00	-----	191,150,000.00	-----
Subtotal			086	4077	000	6,554,368,152.35	1,908,000,000.00	-1,750,100,000.00	2,026,905,198.84	191,150,000.00	4,494,212,953.51
Community Development Guaranteed Loans, Financing Account, Housing and Urban Development Fund Resources:											
Undisbursed Funds	No Year		086	4096	000	5,532,430.28	-----	-36,416.86	-1,823,552.70	-----	7,319,566.12
Authority to Borrow from the Treasury						-----	76,960.00	-76,960.00	-----	-----	-----
Subtotal			086	4096	000	5,532,430.28	76,960.00	-113,376.86	-1,823,552.70	-----	7,319,566.12
Indian Housing Guaranteed Loans, Financing Account, Housing and Urban Development Fund Resources:											
Undisbursed Funds	No Year		086	4104	000	140,389,203.55	-----	-18,154,500.00	-18,775,342.43	-----	141,010,045.98
Authority to Borrow from the Treasury						12,200,000.00	200,500.00	-200,500.00	-----	-----	12,200,000.00
Subtotal			086	4104	000	152,589,203.55	200,500.00	-18,355,000.00	-18,775,342.43	-----	153,210,045.98
FHA-General and Special, Direct Loan, Financing Account, Housing and Urban Development Fund Resources:											
Undisbursed Funds	No Year		086	4105	000	112,945,777.31	-----	^{8,9} 232,710,032.86	124,033,102.08	-----	221,622,708.09
Authority to Borrow from the Treasury						566,335,092.93	75,000,000.00	-325,311,720.00	-----	46,000,000.00	270,023,372.93
Subtotal			086	4105	000	679,280,870.24	75,000,000.00	-92,601,687.14	124,033,102.08	46,000,000.00	491,646,081.02

Footnotes at End of Chapter

Appropriations, Outlays, and Balances - Continued

Appropriation or Fund Account Title	Account Symbol				Balances, Beginning of Fiscal Year	Appropriations and Other Obligational Authority ¹	Transfers Borrowings and Investment (Net) ²	Outlays (Net)	Balances Withdrawn and Other Transactions ³	Balances, End of Fiscal Year	
	Period of Availability	ATA	AID	MAIN							SUB
FHA-Loan Guarantee Recovery Fund Financing Account, Housing and Urban Development Fund Resources: Undisbursed Funds	No Year		086	4106	000	7,463,346.68	-----	-----	-602,292.08	-----	8,065,638.76
Guarantees of Mortgage-Backed Securities, Financing Account, Housing and Urban Development Fund Resources: Undisbursed Funds	No Year		086	4240	000	9,351,033,177.13	-----	-2,000,000,000.00	-395,056,502.53	-----	7,746,089,679.66
Mutual Mortgage Insurance, Direct Loan, Financing Loan, Housing and Urban Development Fund Resources: Undisbursed Funds	No Year		086	4242	000	38,054.63	-----	-----	257.62	-----	37,797.01
Title VI Indian Federal Guarantees, Financing Account, Housing and Urban Development Fund Resources: Undisbursed Funds	No Year		086	4244	000	1,252,980.74	-----	-----	850,156.18	-----	402,824.56
Native Hawaiian Housing Loan Guarantee Fund, Financing Account, Housing and Urban Development Fund Resources: Undisbursed Funds	No Year		086	4351	000	3,870,315.34	-----	-845,000.00	1,597,136.19	-----	1,428,179.15
Authority to Borrow from the Treasury						-----	138,750.00	-138,750.00	-----	-----	-----
Subtotal			086	4351	000	3,870,315.34	138,750.00	-983,750.00	1,597,136.19	-----	1,428,179.15
Home Ownership Preservation Entity Fund Financing Account, Housing and Urban Development Fund Resources: Undisbursed Funds	No Year		086	4353	000	4,695,501.10	-----	-----	347,937.09	-----	4,347,564.01
Authority to Borrow from the Treasury						-----	4,275,842.00	-----	-----	4,275,842.00	-----
Subtotal			086	4353	000	4,695,501.10	4,275,842.00	-----	347,937.09	4,275,842.00	4,347,564.01
Emergency Homeowner's Relief Financing Account, Housing Programs, Housing and Urban Development Fund Resources: Undisbursed Funds	No Year		086	4357	000	1,426,824.04	-----	1,726,000.00	2,743,993.63	-----	408,830.41
Authority to Borrow from the Treasury						-----	1,726,000.00	-1,726,000.00	-----	-----	-----
Subtotal			086	4357	000	1,426,824.04	1,726,000.00	-----	2,743,993.63	-----	408,830.41
Intragovernmental Funds											
Mutual Mortgage Insurance/Cooperative Management Insurance, Financing Account, Housing and Urban Development Fund Resources: Undisbursed Funds	No Year		086	4587	000	10,283,394,995.09	-----	14,521,600,000.00	20,247,109,677.35	-----	4,557,885,317.74
Authority to Borrow from the Treasury						-----	20,000,000,000.00	-19,646,600,000.00	-----	353,400,000.00	-----
Subtotal			086	4587	000	10,283,394,995.09	20,000,000,000.00	-5,125,000,000.00	20,247,109,677.35	353,400,000.00	4,557,885,317.74
Green Retrofit Program for Multifamily Housing Financing Account - Recovery Act, Housing Programs, Housing and Urban Development Fund Resources: Undisbursed Funds	No Year		086	4589	000	3,378,421.85	-----	-----	3,019,002.16	-----	359,419.69
Total, Financing Accounts						27,048,324,273.02	21,989,418,052.00	-8,987,153,814.00	21,990,348,771.40	594,825,842.00	17,465,413,897.62

Footnotes at End of Chapter

Appropriations, Outlays, and Balances - Continued

Footnotes

- 1 The amounts in this column, unless otherwise footnoted, represent appropriations, increases and rescissions in borrowing authority or new contract authority. Appropriation accounts with appropriation transfer activity are presented in Table 1 (Appropriations and Appropriation Transfers) at the end of this chapter.
- 2 The amounts in this column, unless otherwise footnoted, represent transfers - other than appropriation transfers, borrowings (gross), investments (net), unrealized discounts or funds held outside the Treasury.
- 3 The amounts in this column, unless otherwise footnoted, represent obligated balances canceled for fiscal year 2016 pursuant to 31 U.S.C. 1553 and adjustments to borrowing and contract authority.
- 4 The opening balance(s) of the following account(s) have been adjusted during the current fiscal year and do not agree with last year's closing balance(s):

Account Symbol: (ATA, AID, POA, MAIN, SUB)

Adjustment

086 X 4097 000 - Undi sbursed Funds

\$3,015,340.94

- 5 Pursuant to Public Law # 112-10 125 Stat. 197 Sec. 2256, the balance for this account has been extended beyond the normal period of availability to liquidate obligations.
- 6 Pursuant to Public Law # 111-117, 123 Stat. 3088; 112-10, the balance for this account has been extended beyond the normal period of availability to liquidate obligations.
- 7 Represents capital transfer to miscellaneous receipts.
- 8 Includes \$266,210,032.86 which represents net borrowing from the Federal Financing Bank in lieu of issuance of agency debt.
- 9 Includes \$33,500,000.00 which represents net repayment of borrowing from the U.S. Treasury.

Footnotes

Table 1 - Appropriations and Appropriation Transfers - Department of Housing and Urban Development

AID	ATA	Period of Availability	MAIN	Net Appropriations and Appropriation Transfers	Appropriation Amount	Net Appropriation Transfers	AID Involved	ATA Involved	Period of Availability Involved	MAIN Involved	Amount From or To (-)
086		2124	0302	63,392,324.00	0.00	63,392,324.00	086		2124	0481	63,392,324.00
086		2124	0303	55,997,985.00	0.00	55,997,985.00	086		2124	0481	55,997,985.00
086		2122	0308	387,000,000.00	430,000,000.00	-43,000,000.00	086		2123	0308	-43,000,000.00
086		2123	0308	43,000,000.00	0.00	43,000,000.00	086		2122	0308	43,000,000.00
086		2122	0335	579,689,000.00	576,689,000.00	3,000,000.00	086		2122	0479	3,000,000.00
086		2122	0479	901,673,000.00	904,673,000.00	-3,000,000.00	086		2122	0335	-3,000,000.00
086		2124	0481	7,686,609,691.00	7,806,000,000.00	-119,390,309.00	086		2124	0302	-63,392,324.00
							086		2124	0303	-55,997,985.00
Total				9,717,362,000.00	9,717,362,000.00	-----					-----

This Page Left Blank Intentionally

Appropriations, Outlays, and Balances - Continued

Appropriation or Fund Account Title	Account Symbol				Balances, Beginning of Fiscal Year	Appropriations and Other Obligational Authority ¹	Transfers Borrowings and Investment (Net) ²	Outlays (Net)	Balances Withdrawn and Other Transactions ³	Balances, End of Fiscal Year	
	Period of Availability	ATA	AID	MAIN							SUB
Department of the Interior											
Trust Fund Accounts											
Donations, National Park Service Fund Resources:											
Undisbursed Funds	No Year		014	8037	000	118,498,525.46	60,891,450.09	-----	47,979,259.21	-----	131,410,716.34
Bureau of Trust Fund Administration											
Special Fund Accounts											
Tribal Special Fund, Bureau of Trust Funds Administration, Interior Fund Resources:											
Undisbursed Funds	No Year		014	5265	000	0.02	87,321,619.89	14,500,327.62	101,821,947.51	-----	0.02
Investments in US Treasury Securities						93,984,652.17	-----	-14,500,327.62	-----	-----	79,484,324.55
	Subtotal		014	5265	000	93,984,652.19	87,321,619.89	-----	101,821,947.51	-----	79,484,324.57
Trust Land Consolidation Fund, Departmental Offices, Interior Fund Resources:											
Undisbursed Funds	2013-2023		014	5670	000	165,634,983.67	-----	-----	74,735,360.92	-----	90,899,622.75
Trust Fund Accounts											
Tribal Trust Fund, Bureau of Trust Funds Administration, Interior Fund Resources:											
Undisbursed Funds	No Year		014	8030	000	0.03	151,720,838.64	8,105,487.24	159,826,325.88	-----	0.03
Unrealized Discount on Investments						-----	-----	-14,531.25	-----	-----	-14,531.25
Investments in US Treasury Securities						104,104,864.24	-----	-8,090,955.99	-----	-----	96,013,908.25
	Subtotal		014	8030	000	104,104,864.27	151,720,838.64	-----	159,826,325.88	-----	95,999,377.03
Total, Bureau of Trust Fund Administration						363,724,500.13	239,042,458.53	-----	336,383,634.31	-----	266,383,324.35
Bureau of Indian Education											
General Fund Accounts											
Education Construction, Bureau of Indian Affairs and Bureau of Indian Education, Interior Fund Resources:											
Undisbursed Funds	No Year		014	2105	000	247,121,051.94	264,277,000.00	-----	33,620,941.66	-----	477,777,110.28
Operation of Indian Education Programs, Bureau of Indian Education, Interior Fund Resources:											
Undisbursed Funds	2021-2023		014	2106	000	-----	-----	-----	-18,052,865.00	-----	18,052,865.00
	2021-2022					-----	1,332,851,035.00	-----	794,646,771.71	-----	538,204,263.29
	2020-2022					65,984,088.81	-----	-----	17,042,484.28	-----	48,941,604.53
	2020-2021					468,156,424.96	-----	-3,068,076.00	415,335,296.87	-----	49,753,052.09
	No Year					456,176.00	850,000,000.00	-----	534,364,991.08	-----	316,091,184.92
	Subtotal		014	2106	000	534,596,689.77	2,182,851,035.00	-3,068,076.00	1,743,336,678.94	-----	971,042,969.83
Special Fund Accounts											
Operation and Maintenance of Quarters, Bureau of Indian Education,											

Footnotes at End of Chapter

Appropriations, Outlays, and Balances - Continued

Appropriation or Fund Account Title	Account Symbol				Balances, Beginning of Fiscal Year	Appropriations and Other Obligational Authority ¹	Transfers Borrowings and Investment (Net) ²	Outlays (Net)	Balances Withdrawn and Other Transactions ³	Balances, End of Fiscal Year	
	Period of Availability	ATA	AID	MAIN							SUB
Interior Fund Resources:											
Undisbursed Funds	No Year		014	5621	000	27,241.30	30,202.08	-----	-----	-----	57,443.38
Total, Bureau of Indian Education						781,744,983.01	2,447,158,237.08	-3,068,076.00	1,776,957,620.60	-----	1,448,877,523.49
Total,						1,263,968,008.60	2,747,092,145.70	-3,068,076.00	2,161,320,514.12	-----	1,846,671,564.18
Land and Minerals Management											
Bureau of Land Management											
General Fund Accounts											
Management of Lands and Resources, Bureau of Land Management Fund Resources:											
Undisbursed Funds	2021-2022		014	1109	000	-----	1,027,141,000.00	-----	643,789,129.68	-----	383,351,870.32
	2020-2021					343,481,939.87	-----	-----	225,357,754.59	-----	118,124,185.28
	2020					-655.96	-----	-----	-655.96	-----	-----
	No Year					542,288,166.92	180,487,421.83	-----	320,046,507.28	4 73,421.83	402,655,659.64
	Subtotal		014	1109	000	885,769,450.83	1,207,628,421.83	-----	1,189,192,735.59	73,421.83	904,131,715.24
Construction, Bureau of Land Management Fund Resources:											
Undisbursed Funds	No Year		014	1110	000	10,346.31	-----	-----	-----	-----	10,346.31
Oregon and California Grant Lands, Bureau of Land Management Fund Resources:											
Undisbursed Funds	No Year		014	1116	000	45,710,573.04	114,783,000.00	-----	108,579,185.10	-----	51,914,387.94
Cook Inlet Region, Incorporated Property Account, Bureau of Land Management Fund Resources:											
Undisbursed Funds	No Year		014	1118	000	2,376,394.44	-----	-----	-----	-----	2,376,394.44
Abandoned Well Remediation Fund, Bureau of Land Management, Interior Fund Resources:											
Undisbursed Funds	No Year		014	2640	000	2,657,638.49	-----	-----	44,385.86	-----	2,613,252.63
Special Fund Accounts											
Payments to States from Grazing Receipts, Etc., Public Lands Outside Grazing Districts, Bureau of Land Management Fund Resources:											
Undisbursed Funds	No Year		014	5016	000	1.42	879,527.91	-----	829,394.91	-----	50,134.42
Service Charges, Deposits and Forfeitures, Bureau of Land Management Fund Resources:											
Undisbursed Funds	No Year		014	5017	000	82,317,164.23	32,129,597.85	-----	21,890,019.80	4 20,000,000.00	72,556,742.28
Expenses, Road Maintenance Deposits, Bureau of Land Management Fund Resources:											
Undisbursed Funds	No Year		014	5018	000	6,002,609.43	4,199,919.86	-----	3,031,900.98	-----	7,170,628.31
Payments to States from Grazing Receipts, Etc., Public Lands within Grazing Districts, Bureau of Land Management Fund Resources:											
Undisbursed Funds	No Year		014	5032	000	1.06	1,382,518.46	-----	1,303,714.45	-----	78,805.07

Footnotes at End of Chapter

Appropriations, Outlays, and Balances - Continued

Appropriation or Fund Account Title	Account Symbol				Balances, Beginning of Fiscal Year	Appropriations and Other Obligational Authority ¹	Transfers Borrowings and Investment (Net) ²	Outlays (Net)	Balances Withdrawn and Other Transactions ³	Balances, End of Fiscal Year	
	Period of Availability	ATA	AID	MAIN							SUB
Land Acquisition, Bureau of Land Management Fund Resources: Undisbursed Funds	No Year		014	5033	000	97,058,281.00	66,050,000.00	-5,425,973.74	9,301,270.68	⁴ 5,400,000.00	142,981,036.58
Payments to States from Grazing Receipts, Etc., Public Lands within Grazing Districts, Miscellaneous, Bureau of Land Management Fund Resources: Undisbursed Funds	No Year		014	5044	000	0.19	41,336.89	-----	38,980.88	-----	2,356.20
Operation and Maintenance of Quarters, Bureau of Land Management Fund Resources: Undisbursed Funds	No Year		014	5048	000	1,946,604.38	822,077.54	-----	758,743.32	-----	2,009,938.60
Payments to State and County from Clark County, Nevada Land Sales, Bureau of Land Management Fund Resources: Undisbursed Funds	No Year		014	5129	000	6,277,659.43	181,500.00	-----	171,154.00	-----	6,288,005.43
Range Improvements, Bureau of Land Management Fund Resources: Undisbursed Funds	No Year		014	5132	000	15,027,749.69	9,430,000.00	-----	7,839,067.77	-----	16,618,681.92
Payments to States (Proceeds of Sales), Bureau of Land Management Fund Resources: Undisbursed Funds	No Year		014	5133	000	247,406.44	1,693,197.15	-----	1,554,271.16	-----	386,332.43
Forest Ecosystems Health and Recovery, Bureau of Land Management Fund Resources: Undisbursed Funds	No Year		014	5165	000	30,231,624.40	8,995,886.07	-----	8,875,815.71	-----	30,351,694.76
Southern Nevada Public Land Management, Bureau of Land Management Fund Resources: Undisbursed Funds	No Year		014	5232	000	13,611,027.17	96,051,908.78	-65,128,885.16	30,367,639.97	-----	14,166,410.82
Transfer To:											
Forest Service, Agriculture	No Year	012	014	5232	011	16,014,326.91	-----	10,322,948.97	13,548,246.73	-----	12,789,029.15
Southern Nevada Public Land Management, Bureau of Reclamation, Interior	No Year	014	014	5232	006	7,017,137.55	-----	3,446,250.00	5,890,473.77	-----	4,572,913.78
National Park Service, Interior	No Year	014	014	5232	010	5,417,664.03	-----	1,955,329.72	4,062,416.08	-----	3,310,577.67
U.S. Fish and Wildlife Service, Interior	No Year	014	014	5232	016	3,250,139.41	-----	834,482.43	784,953.40	-----	3,299,668.44
Unrealized Discount on Investments			014	5232	000	-1,529,194.31	-----	1,306,238.13	-----	-----	-222,956.18
Investments in US Treasury Securities						1,013,049,320.27	-----	47,263,635.91	-----	-----	1,060,312,956.18
Subtotal			014	5232	000	1,056,830,421.03	96,051,908.78	-----	54,653,729.95	-----	1,098,228,599.86
Timber Sales Pipeline Restoration Fund, Bureau of Land Management Fund Resources: Undisbursed Funds	No Year		014	5249	000	14,430,833.68	2,101,122.78	-----	3,002,210.07	-----	13,529,746.39
Federal Land Disposal Account, Bureau of Land Management Fund Resources: Undisbursed Funds	No Year		014	5260	000	14,123,424.00	497,686.72	-----	-----	-----	14,621,110.72
Use of Receipts from Mineral Leasing Activities on Certain Naval Oil Shale Reserves, Bureau of Land Management Fund Resources: Undisbursed Funds	No Year		014	5294	000	3,121.68	-----	-----	-----	-----	3,121.68

Footnotes at End of Chapter

Appropriations, Outlays, and Balances - Continued

Appropriation or Fund Account Title	Account Symbol				Balances, Beginning of Fiscal Year	Appropriations and Other Obligational Authority ¹	Transfers Borrowings and Investment (Net) ²	Outlays (Net)	Balances Withdrawn and Other Transactions ³	Balances, End of Fiscal Year	
	Period of Availability	ATA	AID	MAIN							SUB
White Pine County Special Account, Bureau of Land Management Fund Resources: Undisbursed Funds	No Year		014	5397	000	26,857.99	-----	2,633.46	-----	24,224.53	
Recreation Enhancement Fee Program, Bureau of Land Management Fund Resources: Undisbursed Funds	No Year		014	5413	000	38,330,287.13	27,435,082.29	-----	25,302,577.87	-----	40,462,791.55
Lincoln County Land Act, Bureau of Land Management Fund Resources: Undisbursed Funds	No Year		014	5469	000	4,898,338.52	31,632.81	395,000.00	3,960,959.66	-----	1,364,011.67
Unrealized Discount on Investments						-7,229.49	-----	4,451.63	-----	-----	-2,777.86
Investments in US Treasury Securities						29,572,229.49	-----	-399,451.63	-----	-----	29,172,777.86
Subtotal			014	5469	000	34,463,338.52	31,632.81	-----	3,960,959.66	-----	30,534,011.67
Title II Projects on Federal Lands, Bureau of Land Management Fund Resources: Undisbursed Funds	No Year		014	5485	000	7,917,471.85	2,273,413.28	-----	581,291.87	-----	9,609,593.26
Stewardship Contracting Product Sales, Bureau of Land Management Fund Resources: Undisbursed Funds	No Year		014	5506	000	967,845.01	900.00	-----	16,864.66	-----	951,880.35
Washington County, Utah Land Acquisition Account, Bureau of Land Management, Interior Fund Resources: Undisbursed Funds	No Year		014	5554	000	2,040,992.21	-----	-----	-----	-----	2,040,992.21
Owyhee Land Acquisition Account, Bureau of Land Management, Interior Fund Resources: Undisbursed Funds	No Year		014	5556	000	549,786.70	-----	-----	-----	-----	549,786.70
Carson City Special Account, Bureau of Land Management, Interior Fund Resources: Undisbursed Funds	No Year		014	5558	000	75,476.75	-----	-----	-----	-----	75,476.75
Silver Saddle Endowment Account, Bureau of Land Management, Interior Fund Resources: Undisbursed Funds	No Year		014	5559	000	361,429.54	-----	-----	-----	-----	361,429.54
State Share, Carson City Land Sales, Bureau of Land Management, Interior Fund Resources: Undisbursed Funds	No Year		014	5561	000	201.15	-----	-----	-----	-----	201.15
Permit Processing Fund, Bureau of Land Management Fund Resources: Undisbursed Funds	No Year		014	5573	000	84,981,776.27	57,500,936.33	-----	33,845,363.44	-----	108,637,349.16
Transfer To:											
Forest Service, Department of Agriculture	No Year	012	014	5573	011	938,151.95	800,000.00	-----	854,096.96	-----	884,054.99
U.S. Fish and Wildlife Service, Interior	No Year	014	014	5573	016	1,121,703.62	2,305,000.00	-----	1,538,468.28	-----	1,888,235.34
Environmental Protection Agency	No Year	068	014	5573	000	128,216.73	336,000.00	-----	423,978.89	-----	40,237.84
Subtotal			014	5573	000	87,169,848.57	60,941,936.33	-----	36,661,907.57	-----	111,449,877.33
Geothermal Steam Implementation Fund Fund Resources: Undisbursed Funds	No Year		014	5575	000	32,372.40	-----	-----	-----	-----	32,372.40

Footnotes at End of Chapter

Appropriations, Outlays, and Balances - Continued

Appropriation or Fund Account Title	Account Symbol				Balances, Beginning of Fiscal Year	Appropriations and Other Obligational Authority ¹	Transfers Borrowings and Investment (Net) ²	Outlays (Net)	Balances Withdrawn and Other Transactions ³	Balances, End of Fiscal Year	
	Period of Availability	ATA	AID	MAIN							SUB
Transfer To:											
Forest Service, Agriculture	No Year	012	014	5575	011	9,189.56	-----	-----	-----	9,189.56	
Subtotal			014	5575	000	41,561.96	-----	-----	-----	41,561.96	
Naval Petroleum Reserve Numbered 2 Lease Revenue Account											
Fund Resources:											
Undisbursed Funds	No Year		014	5576	000	474,709.89	5,066.00	-----	3,858.64	-----	475,917.25
Ojito Land Acquisition, Interior											
Fund Resources:											
Undisbursed Funds	No Year		014	5612	000	382,000.00	-----	-----	-----	382,000.00	
Payments to Counties, Oregon and California Grant Lands, Bureau of Land Management											
Fund Resources:											
Undisbursed Funds	No Year		014	5884	000	3,114,798.17	24,387,328.72	-----	22,997,250.72	-----	4,504,876.17
Payments to Counties, National Grasslands, Bureau of Land Management											
Fund Resources:											
Undisbursed Funds	No Year		014	5896	000	143,255.75	318,544.29	-----	275,075.30	-----	186,724.74
Payments to Coos and Douglas Counties, Oregon, from Receipts, Coos Bay Wagon Road Grant Lands, Bureau of Land Management											
Fund Resources:											
Undisbursed Funds	No Year		014	5898	000	4,205,130.04	204,126.85	-----	192,491.85	-----	4,216,765.04
Public Enterprise Funds											
Helium Fund, Bureau of Land Management											
Fund Resources:											
Undisbursed Funds	No Year		014	4053	000	170,936,870.21	-----	-----	-49,741,311.67	60,000,000.00	160,678,181.88
Intragovernmental Funds											
Working Capital Fund, Bureau of Land Management											
Fund Resources:											
Undisbursed Funds	No Year		014	4525	000	232,667,547.64	-----	1,925.00	-16,264,933.10	-----	248,934,405.74
Funds Held Outside the Treasury						42,076.00	-----	-1,925.00	-----	-----	40,151.00
Subtotal			014	4525	000	232,709,623.64	-----	-----	-16,264,933.10	-----	248,974,556.74
Trust Fund Accounts											
Land and Resources Management Trust Fund, Bureau of Land Management											
Fund Resources:											
Undisbursed Funds	No Year		014	8069	000	80,213,671.71	30,664,485.89	-----	19,151,100.37	-----	91,727,057.23
Total, Bureau of Land Management						2,925,146,461.96	1,693,130,218.30	-5,425,973.74	1,454,206,347.43	85,473,421.83	3,073,170,937.26
Bureau of Ocean Energy Management											
General Fund Accounts											
Ocean Energy Management, Bureau of Ocean Energy Management, Interior											
Fund Resources:											
Undisbursed Funds	2021-2022		014	1917	000	-----	129,760,000.00	-----	95,434,318.26	-----	34,325,681.74
	2020-2021					37,512,428.39	-2,000,000.00	-----	22,488,561.63	-----	13,023,866.76
	2019-2020					11,165,069.04	-----	-----	6,716,953.24	-----	4,448,115.80
	2018-2019					3,854,408.72	-----	-----	856,779.28	-----	2,997,629.44
	2017-2018					691,767.42	-----	-----	324,919.24	-----	366,848.18

Footnotes at End of Chapter

Appropriations, Outlays, and Balances - Continued

Appropriation or Fund Account Title	Account Symbol				Balances, Beginning of Fiscal Year	Appropriations and Other Obligational Authority ¹	Transfers Borrowings and Investment (Net) ²	Outlays (Net)	Balances Withdrawn and Other Transactions ³	Balances, End of Fiscal Year	
	Period of Availability	ATA	AID	MAIN							SUB
	2016-2017				237,577.89	-----	-----	-----	-----	237,577.89	
	2015-2016				148,800.93	-----	-----	-----	148,800.93	-----	
	No Year				107,449,356.58	16,753,800.67	-----	8,295,657.80	-----	115,907,499.45	
	Subtotal		014	1917	161,059,408.97	144,513,800.67	-----	134,117,189.45	148,800.93	171,307,219.26	
Total, Bureau of Ocean Energy Management					161,059,408.97	144,513,800.67	-----	134,117,189.45	148,800.93	171,307,219.26	
Office of Surface Mining Reclamation and Enforcement											
General Fund Accounts											
Regulation and Technology, Office of Surface Mining Reclamation and Enforcement											
Fund Resources:											
Undisbursed Funds											
	2021-2022		014	1801	000	-----	117,768,000.00	-----	48,815,291.72	-----	68,952,708.28
	2020-2021					78,021,666.86	-25,000,000.00	-----	47,242,439.19	-----	5,779,227.67
	2019-2020					13,914,919.78	-----	-----	8,489,607.98	-----	5,425,311.80
	2018-2019					6,095,993.14	-----	-----	88,985.02	-----	6,007,008.12
	2017-2018					3,425,664.91	-----	-----	-----	-----	3,425,664.91
	2016-2017					2,097,420.75	-----	-----	-13.85	-----	2,097,434.60
	2015-2016					3,661,826.77	-----	-----	7,803.75	3,654,023.02	-----
	No Year					147,716.26	36,107.05	-----	-1,036,412.95	-----	1,220,236.26
	Subtotal		014	1801	000	107,365,208.47	92,804,107.05	-----	103,607,700.86	3,654,023.02	92,907,591.64
Payments in Lieu of Coal Fee Receipts, Office of Surface Mining Reclamation and Enforcement											
Fund Resources:											
Undisbursed Funds											
	No Year		014	1803	000	405,146,279.04	37,672,943.00	-----	85,411,219.72	-----	357,408,002.32
Supplemental Payments to UMWA Health Plans, Office of Surface Mining Reclamation and Enforcement											
Fund Resources:											
Undisbursed Funds											
	No Year		014	1804	000	-----	710,446,901.00	-----	710,446,901.00	-----	-----
Special Fund Accounts											
Abandoned Mine Reclamation Fund, Office of Surface Mining Reclamation and Enforcement											
Fund Resources:											
Undisbursed Funds											
	No Year		014	5015	000	433,497,906.35	251,694,715.84	48,672,052.88	239,474,821.84	10,000,000.00	484,389,853.23
Unrealized Discount on Investments											
						-12,751,589.00	-----	12,751,589.00	-----	-----	-----
Investments in US Treasury Securities											
						2,633,292,296.84	-----	-61,423,641.88	-----	-----	2,571,868,654.96
	Subtotal		014	5015	000	3,054,038,614.19	251,694,715.84	-----	239,474,821.84	10,000,000.00	3,056,258,508.19
Regulation and Technology, Civil Penalties, Office of Surface Mining Reclamation and Enforcement											
Fund Resources:											
Undisbursed Funds											
	No Year		014	5063	000	1,188,217.86	44,241.93	-----	642,926.99	-----	589,532.80
Total, Office of Surface Mining Reclamation and Enforcement						3,567,738,319.56	1,092,662,908.82	-----	1,139,583,570.41	13,654,023.02	3,507,163,634.95
Bureau of Safety and Environmental Enforcement											
General Fund Accounts											

Footnotes at End of Chapter

Appropriations, Outlays, and Balances - Continued

Appropriation or Fund Account Title	Account Symbol				Balances, Beginning of Fiscal Year	Appropriations and Other Obligational Authority ¹	Transfers Borrowings and Investment (Net) ²	Outlays (Net)	Balances Withdrawn and Other Transactions ³	Balances, End of Fiscal Year	
	Period of Availability	ATA	AID	MAIN							SUB
Offshore Safety and Environmental Enforcement, Bureau of Safety and Environmental Enforcement, Interior Fund Resources:											
Undisbursed Funds	2021-2022		014	1700	000	-----	120,165,000.00	-----	96,779,319.92	-----	23,385,680.08
	2020-2021					34,807,627.99	-6,000,000.00	-----	21,062,430.07	-----	7,745,197.92
	2019-2020					3,163,387.54	-----	-----	2,153,277.70	-----	1,010,109.84
	2018-2019					721,704.99	-----	-----	164,163.50	-----	557,541.49
	2017-2018					518,334.47	-----	-----	1,408.26	-----	516,926.21
	2016-2017					237,662.96	-----	-----	829.23	-----	236,833.73
	2015-2016					658,333.08	-----	-----	-----	658,333.08	-----
	No Year					129,448,371.78	12,773,331.98	-----	8,950,362.65	-----	133,271,341.11
	Subtotal		014	1700	000	169,555,422.81	126,938,331.98	-----	129,111,791.33	658,333.08	166,723,630.38
Oil Spill Research, Bureau of Safety and Environmental Enforcement Fund Resources:											
Undisbursed Funds	No Year		014	1920	000	124,838.26	-----	-----	-----	-----	124,838.26
Trust Fund Accounts											
Oil Spill Research, Bureau of Safety and Environmental Enforcement, Interior Fund Resources:											
Undisbursed Funds	No Year		014	8370	000	33,702,361.59	14,899,000.00	-----	12,733,780.82	-----	35,867,580.77
Total, Bureau of Safety and Environmental Enforcement						203,382,622.66	141,837,331.98	-----	141,845,572.15	658,333.08	202,716,049.41
Total, Land and Minerals Management						6,857,326,813.15	3,072,144,259.77	-5,425,973.74	2,869,752,679.44	99,934,578.86	6,954,357,840.88
Water and Science											
Bureau of Reclamation											
General Fund Accounts											
Loan Program, Liquidating Account, Bureau of Reclamation, Interior Fund Resources:											
Undisbursed Funds	No Year		014	0667	000	-----	-----	-----	-748,621.40	4 748,621.40	-----
Water and Related Resources, Bureau of Reclamation, Interior Fund Resources:											
Undisbursed Funds	2021		014	0680	000	-----	-----	-----	-612,027.44	-----	612,027.44
	2020-2021					7,020,603.89	-----	-----	4,998,448.18	-----	2,022,155.71
	2020					347,204.61	-----	-----	347,204.61	-----	-----
	No Year					2,569,242,977.89	1,453,565,429.00	-2,706,429.00	1,028,947,322.06	-----	2,991,154,655.83
Funds Held Outside the Treasury						1,200.00	-----	-----	-----	-----	1,200.00
	Subtotal		014	0680	000	2,576,611,986.39	1,453,565,429.00	-2,706,429.00	1,033,680,947.41	-----	2,993,790,038.98
Water and Related Resources - Recovery Act, Bureau of Reclamation, Interior Fund Resources:											
Undisbursed Funds	No Year		014	0681	000	462,484.60	-----	-----	-----	-----	462,484.60
Bureau of Reclamation Loans Program Account, Bureau of Reclamation, Interior Fund Resources:											
Undisbursed Funds	No Year		014	0685	000	4,192.98	301,401.00	-----	301,401.00	-----	4,192.98

Footnotes at End of Chapter

Appropriations, Outlays, and Balances - Continued

Appropriation or Fund Account Title	Account Symbol				Balances, Beginning of Fiscal Year	Appropriations and Other Obligational Authority ¹	Transfers Borrowings and Investment (Net) ²	Outlays (Net)	Balances Withdrawn and Other Transactions ³	Balances, End of Fiscal Year
	Period of Availability	ATA	AID	MAIN						
California Bay-Delta Restoration, Bureau of Reclamation, Interior Fund Resources: Undisbursed Funds	No Year		014	0687	000	71,253,758.21	33,000,000.00	----- 31,324,700.52	-----	72,929,057.69
Taos Settlement Fund, Bureau of Reclamation, Interior Fund Resources: Undisbursed Funds	No Year		014	2638	000	16,000,000.00	-----	-----	-----	16,000,000.00
Special Fund Accounts										
Operation and Maintenance of Quarters, Bureau of Reclamation, Interior Fund Resources: Undisbursed Funds	No Year		014	5053	000	1,027,644.00	320,407.55	----- 252,944.95	-----	1,095,106.60
Operation, Maintenance, and Replacement of Project Works, North Platte Project (Gering and Fort Laramie, Goshen, and Pathfinder Irrigation Districts), Bureau of Reclamation Fund Resources: Undisbursed Funds	No Year		014	5058	000	37,780.95	2,227.11	-----	-----	40,008.06
Payments to Farmers' Irrigation District (North Platte Project, Neb.-Wyo.), Bureau of Reclamation Fund Resources: Undisbursed Funds	No Year		014	5059	000	398.00	-----	-----	398.00	-----
Policy and Administration, Bureau of Reclamation, Interior Fund Resources: Undisbursed Funds	2021-2022		014	5065	000	-----	60,000,000.00	-----	-----	14,605,379.60
	2020-2021					17,369,377.62	-----	-----	-----	5,681,344.92
	2019-2020					1,415,365.05	-----	-----	-----	727,410.70
	2018-2019					478,542.50	-----	-----	-----	392,960.32
	2017-2018					400,980.72	-----	-----	-----	396,257.42
	2016-2017					385,926.51	-----	-----	-----	381,009.47
	2015-2016					947,693.35	-----	-----	947,693.35	-----
	No Year					4,801,560.69	-----	-----	-----	4,628,515.69
	Subtotal		014	5065	000	25,799,446.44	60,000,000.00	----- 58,038,874.97	947,693.35	26,812,878.12
Payments to Local Units, Klamath Reclamation Area, Bureau of Reclamation Fund Resources: Undisbursed Funds	No Year		014	5103	000	0.41	605,025.85	----- 80,996.38	-----	524,029.88
Recreation Enhancement Fee Program, Bureau of Reclamation Fund Resources: Undisbursed Funds	No Year		014	5109	000	2,263,916.72	1,342,697.18	----- 494,794.50	-----	3,111,819.40
Central Valley Project Restoration Fund, Bureau of Reclamation Fund Resources: Undisbursed Funds	No Year		014	5173	000	113,220,234.93	41,482,139.00	----- 41,458,438.37	-----	113,243,935.56
Water and Related Resources, Reclamation Fund, Bureau of Reclamation Fund Resources: Undisbursed Funds	No Year		014	5430	000	-----	-2,706,429.00	2,706,429.00	-----	-----
San Gabriel Basin Restoration Fund, Bureau of Reclamation Fund Resources: Undisbursed Funds	No Year		014	5483	000	48.75	-----	-----	-----	48.75

Footnotes at End of Chapter

Appropriations, Outlays, and Balances - Continued

Appropriation or Fund Account Title	Account Symbol				Balances, Beginning of Fiscal Year	Appropriations and Other Obligational Authority ¹	Transfers Borrowings and Investment (Net) ²	Outlays (Net)	Balances Withdrawn and Other Transactions ³	Balances, End of Fiscal Year	
	Period of Availability	ATA	AID	MAIN							SUB
San Joaquin River Restoration Fund, Bureau of Reclamation, Interior Fund Resources: Undisbursed Funds	No Year		014	5537	000	243,687,803.14	2,839,967.18	-----	2,764,492.11	-----	243,763,278.21
Reclamation Water Settlements Fund, Bureau of Reclamation, Interior Fund Resources: Undisbursed Funds	No Year		014	5593	000	38,180,896.47	120,988,771.99	-120,988,771.99	17,225,432.11	-----	20,955,464.36
Unrealized Discount on Investments						-687.79	-----	687.79	-----	-----	-----
Investments in US Treasury Securities						243,419,124.37	-----	120,988,084.20	-----	-----	364,407,208.57
Subtotal			014	5593	000	281,599,333.05	120,988,771.99	0.00	17,225,432.11	-----	385,362,672.93
Colorado River Dam Fund, Boulder Canyon Project, Bureau of Reclamation Fund Resources: Undisbursed Funds	No Year		014	5656	000	81,569,475.72	83,175,809.13	-----	72,849,252.68	⁴ 591,432.73	91,304,599.44
Blackfeet Water Settlement Implementation Fund, Bureau of Reclamation, Interior Fund Resources: Undisbursed Funds	No Year		014	5668	000	-----	25,908,965.32	-25,908,965.32	-----	-----	-----
Investments in US Treasury Securities						44,047,997.56	-----	25,908,965.32	-----	-----	69,956,962.88
Subtotal			014	5668	000	44,047,997.56	25,908,965.32	-----	-----	-----	69,956,962.88
Public Enterprise Funds											
Lower Colorado River Basin Development Fund, Bureau of Reclamation Fund Resources: Undisbursed Funds	No Year		014	4079	000	1,910,000.00	5,584,000.00	-3,721,402.70	936,262.15	-----	2,836,335.15
Investments in US Treasury Securities						322,572,337.82	-----	3,721,402.70	-----	-----	326,293,740.52
Subtotal			014	4079	000	324,482,337.82	5,584,000.00	-----	936,262.15	-----	329,130,075.67
Upper Colorado River Basin Fund, Bureau of Reclamation Fund Resources: Undisbursed Funds	No Year		014	4081	000	436,113,163.75	60,200,000.00	-----	27,963,473.09	⁴ 19,111,986.06	449,237,704.60
Intragovernmental Funds											
Working Capital Fund, Bureau of Reclamation Fund Resources: Undisbursed Funds	No Year		014	4524	000	120,369,971.71	-----	-----	-15,611,138.44	-----	135,981,110.15
Trust Fund Accounts											
Reclamation Trust Funds, Bureau of Reclamation Fund Resources: Undisbursed Funds	No Year		014	8070	000	28,103,859.34	-----	-----	26,760,256.22	-----	1,343,603.12
Total, Bureau of Reclamation						4,366,655,834.47	1,886,610,411.31	0.00	1,297,772,506.62	21,400,131.54	4,934,093,607.62
Central Utah Project											
General Fund Accounts											
Central Utah Project Completion Account, Interior Fund Resources: Undisbursed Funds	2021-2022		014	0787	000	-----	1,500,000.00	-----	1,019,806.34	-----	480,193.66
	2020-2021					1,018,513.61	-----	-----	522,453.31	-----	496,060.30
	2018-2019					2.06	-----	-----	-----	-----	2.06
	2016-2017					57,663.78	-----	-----	-----	-----	57,663.78

Footnotes at End of Chapter

Appropriations, Outlays, and Balances - Continued

Appropriation or Fund Account Title	Account Symbol				Balances, Beginning of Fiscal Year	Appropriations and Other Obligational Authority ¹	Transfers Borrowings and Investment (Net) ²	Outlays (Net)	Balances Withdrawn and Other Transactions ³	Balances, End of Fiscal Year
	Period of Availability	ATA	AID	MAIN						
	No Year				1,444,043.75	17,700,000.00	-----	17,654,232.69	-----	1,489,811.06
	Subtotal		014	0787	2,520,223.20	19,200,000.00	-----	19,196,492.34	-----	2,523,730.86
Special Fund Accounts										
Utah Reclamation Mitigation and Conservation Account, Interior Fund Resources:										
Undisbursed Funds	No Year		014	5174	12,817,977.09	-7,293,907.67	18,264,018.05	9,815,413.96	-----	13,972,673.51
Investments in US Treasury Securities					138,144,026.75	-----	-18,264,018.05	-----	-----	119,880,008.70
	Subtotal		014	5174	150,962,003.84	-7,293,907.67	-----	9,815,413.96	-----	133,852,682.21
Total, Central Utah Project					153,482,227.04	11,906,092.33	-----	29,011,906.30	-----	136,376,413.07
United States Geological Survey										
General Fund Accounts										
Surveys, Investigations, and Research, Geological Survey, Interior Fund Resources:										
Undisbursed Funds	2021-2023		014	0804	-----	-----	-----	-50,375.00	-----	50,375.00
	2021-2022				-----	1,156,526,000.00	-----	819,632,811.95	-----	336,893,188.05
	2020-2022				75,504.59	-----	-----	14,281.56	-----	61,223.03
	2021				-----	-----	-----	4,090,535.20	-----	⁵ -4,090,535.20
	2020-2021				318,310,783.68	-----	-----	246,458,398.68	-----	71,852,385.00
	2019-2021				28,531.81	-----	-----	18,481.32	-----	10,050.49
	2020				-2,913,791.10	-----	-----	-2,850,265.32	-----	⁵ -63,525.78
	2019-2020				53,104,338.91	-----	-----	40,520,665.37	-----	12,583,673.54
	2018-2020				0.18	-----	-----	-----	-----	0.18
	2019				-56,844.29	-----	-----	-51,815.68	-----	⁵ -5,028.61
	2018-2019				13,198,829.31	-----	-----	6,185,857.96	-----	7,012,971.35
	2017-2019				8,238.27	-----	-----	-----	-----	8,238.27
	2018				-2,181.34	-----	-----	-1,682.20	-----	⁵ -499.14
	2017-2018				5,077,889.76	-----	-----	1,159,861.83	-----	3,918,027.93
	2016-2018				301.77	-----	-----	-----	-----	301.77
	2016-2017				3,567,347.57	-----	-----	102,581.15	-----	3,464,766.42
	2015-2017				4,763.89	-----	-----	-----	-----	4,763.89
	2016				-0.01	-----	-----	-0.01	-----	-----
	2015-2016				3,835,763.72	-----	-----	45,922.09	3,789,841.63	-----
	2014-2016				8,118.51	-----	-----	8,118.51	-----	-----
	No Year				267,809,243.09	159,001,000.00	-----	112,673,172.46	-----	314,137,070.63
	Subtotal		014	0804	662,056,838.32	1,315,527,000.00	-----	1,227,956,549.87	3,789,841.63	745,837,446.82
Special Fund Accounts										
Operation and Maintenance of Quarters, Geological Survey Fund Resources:										
Undisbursed Funds	No Year		014	5055	202,084.56	71,026.32	-----	6,874.34	-----	266,236.54
Intragovernmental Funds										

Footnotes at End of Chapter

Appropriations, Outlays, and Balances - Continued

Appropriation or Fund Account Title	Account Symbol				Balances, Beginning of Fiscal Year	Appropriations and Other Obligational Authority ¹	Transfers Borrowings and Investment (Net) ²	Outlays (Net)	Balances Withdrawn and Other Transactions ³	Balances, End of Fiscal Year
	Period of Availability	ATA	AID	MAIN SUB						
Working Capital Fund, Geological Survey Fund Resources: Undisbursed Funds	No Year		014	4556 000	199,002,454.09	-----	-----	-33,711,258.78	-----	232,713,712.87
Trust Fund Accounts										
Contributed Funds, Geological Survey, Interior Fund Resources: Undisbursed Funds	No Year		014	8562 000	3,269,100.06	667,606.42	-----	641,598.64	-----	3,295,107.84
Total, United States Geological Survey					864,530,477.03	1,316,265,632.74	-----	1,194,893,764.07	3,789,841.63	982,112,504.07
Total, Water and Science					5,384,668,538.54	3,214,782,136.38	0.00	2,521,678,176.99	25,189,973.17	6,052,582,524.76
Fish and Wildlife and Parks										
United States Fish and Wildlife Service										
General Fund Accounts										
Resource Management, United States Fish and Wildlife Service Fund Resources: Undisbursed Funds	2020-2023		014	1611 000	4,000,000.00	-----	-----	503,504.87	-----	3,496,495.13
	2021-2022				-----	1,379,428,000.00	-----	843,724,920.38	-----	535,703,079.62
	2021				-----	-----	-----	167,542.47	-----	⁵ -167,542.47
	2020-2021				518,297,298.79	-----	-----	327,634,704.53	-----	190,662,594.26
	2020				-146,834.83	-----	-----	-146,376.11	-----	⁵ -458.72
	2019-2020				140,221,598.28	-----	-----	70,332,775.66	-----	69,888,822.62
	2019				-2,684.18	-----	-----	-2,674.63	-----	⁵ -9.55
	2018-2019				71,208,298.83	-----	-----	30,755,744.16	-----	40,452,554.67
	2018				-11,294.62	-----	-----	-11,294.62	-----	-----
	2017-2018				22,204,648.72	-----	-----	9,287,220.17	-----	12,917,428.55
	2017				-1,035.39	-----	-----	-----	-----	⁵ -1,035.39
	2016-2017				12,199,897.42	-----	-----	4,281,814.29	-----	7,918,083.13
	2015-2016				8,402,354.02	-----	-----	561,969.48	7,840,384.54	-----
	No Year				11,336,379.08	105,400,000.00	-----	4,751,803.40	-----	111,984,575.68
	Subtotal		014	1611 000	787,708,626.12	1,484,828,000.00	-----	1,291,841,654.05	7,840,384.54	972,854,587.53
Construction, United States Fish and Wildlife Service Fund Resources: Undisbursed Funds	No Year		014	1612 000	353,965,520.74	18,193,000.00	-867,019.93	86,624,040.59	-----	284,667,460.22
Multinational Species Conservation Fund, United States Fish and Wildlife Service Fund Resources: Undisbursed Funds	No Year		014	1652 000	20,418,917.17	18,000,000.00	-----	2,407,408.85	-----	36,011,508.32
National Wildlife Refuge Fund, United States Fish and Wildlife Service Fund Resources: Undisbursed Funds	2021		014	1691 000	-----	13,228,000.00	-----	13,228,000.00	-----	-----
Neotropical Migratory Bird Conservation, U.S. Fish and Wildlife Service Fund Resources: Undisbursed Funds	No Year		014	1696 000	8,902,639.01	4,910,000.00	-----	3,725,301.36	-----	10,087,337.65

Footnotes at End of Chapter

Appropriations, Outlays, and Balances - Continued

Appropriation or Fund Account Title	Account Symbol				Balances, Beginning of Fiscal Year	Appropriations and Other Obligational Authority ¹	Transfers Borrowings and Investment (Net) ²	Outlays (Net)	Balances Withdrawn and Other Transactions ³	Balances, End of Fiscal Year	
	Period of Availability	ATA	AID	MAIN							SUB
Special Fund Accounts											
Land Acquisition, United States Fish and Wildlife Service Fund Resources: Undisbursed Funds	No Year		014	5020	000	120,682,399.81	111,840,000.00	-1,395,914.33	51,135,480.61	-----	179,991,004.87
Federal Aid to Wildlife Restoration, United States Fish and Wildlife Service Fund Resources: Undisbursed Funds	No Year		014	5029	000	47,276,559.60	1,188,828,607.77	-477,036,523.60	712,656,604.15	-----	46,412,039.62
Unrealized Discount on Investments						-10,910,154.20	-----	-2,963,476.40	-----	-----	-13,873,630.60
Investments in US Treasury Securities						2,060,000,000.00	-----	480,000,000.00	-----	-----	2,540,000,000.00
Subtotal			014	5029	000	2,096,366,405.40	1,188,828,607.77	-----	712,656,604.15	-----	2,572,538,409.02
Operation and Maintenance of Quarters, United States Fish and Wildlife Service Fund Resources: Undisbursed Funds	No Year		014	5050	000	8,465,191.63	3,505,424.33	-----	3,051,419.08	-----	8,919,196.88
National Wildlife Refuge Fund, United States Fish and Wildlife Service Fund Resources: Undisbursed Funds	No Year		014	5091	000	5,646,055.05	6,725,605.34	-----	6,718,201.39	-----	5,653,459.00
Proceeds from Sales, Water Resource Development Projects, United States Fish and Wildlife Service Fund Resources: Undisbursed Funds	No Year		014	5092	000	805,384.68	279,942.54	-----	334,068.58	-----	751,258.64
Migratory Bird Conservation Account, United States Fish and Wildlife Service Fund Resources: Undisbursed Funds	No Year		014	5137	000	63,194,894.46	118,891,638.71	-----	108,583,362.74	-----	73,503,170.43
Cooperative Endangered Species Conservation Fund, United States Fish and Wildlife Service Fund Resources: Undisbursed Funds	No Year		014	5143	000	80,942,675.71	98,505,110.00	-----	98,376,162.99	-----	⁴ 5,601,162.65 75,470,460.07
Lahontan Valley and Pyramid Lake Fish and Wildlife Fund, United States Fish and Wildlife Service Fund Resources: Undisbursed Funds	No Year		014	5157	000	984,703.62	940,105.00	-----	558,988.71	-----	1,365,819.91
North American Wetlands Conservation Fund, United States Fish and Wildlife Service Fund Resources: Undisbursed Funds	No Year		014	5241	000	101,160,922.88	46,757,841.59	-----	39,771,610.00	-----	108,147,154.47
Recreation Fee Enhancement Program, U.S. Fish and Wildlife Service Fund Resources: Undisbursed Funds	No Year		014	5252	000	16,700,251.06	7,219,614.30	-----	4,647,928.57	-----	19,271,936.79
State and Tribal Wildlife Grants, U.S. Fish and Wildlife Service Fund Resources: Undisbursed Funds	No Year		014	5474	000	175,746,795.57	72,362,000.00	-1,762,112.62	60,910,398.90	-----	185,436,284.05
Cooperative Endangered Species Conservation Fund, from Land and Water											

Footnotes at End of Chapter

Appropriations, Outlays, and Balances - Continued

Appropriation or Fund Account Title	Account Symbol				Balances, Beginning of Fiscal Year	Appropriations and Other Obligational Authority ¹	Transfers Borrowings and Investment (Net) ²	Outlays (Net)	Balances Withdrawn and Other Transactions ³	Balances, End of Fiscal Year	
	Period of Availability	ATA	AID	MAIN							SUB
Conservation Fund, U.S. Fish and Wildlife Service Fund Resources: Undisbursed Funds	No Year		014	5479	000	127,833,975.11	30,800,000.00	-----	22,996,510.00	⁴ 6,898,837.35	128,738,627.76
Landowner Incentive Program, U.S. Fish and Wildlife Service Fund Resources: Undisbursed Funds	No Year		014	5496	000	484,205.33	-----	-----	-----	-----	484,205.33
Community Partnership Enhancement, U.S. Fish and Wildlife Service Fund Resources: Undisbursed Funds	No Year		014	5501	000	1,507.91	-----	-----	167.60	-----	1,340.31
Coastal Impact Assistance, Fish and Wildlife Service, Interior Fund Resources: Undisbursed Funds	No Year		014	5579	000	4,998,611.86	-----	-----	118,018.59	-----	4,880,593.27
Trust Fund Accounts											
Sport Fish Restoration Account, United States Fish and Wildlife Service Fund Resources: Undisbursed Funds	No Year		014	8151	000	66,353,641.80	405,300,000.00	-----	416,497,237.44	-----	55,156,404.36
Contributed Funds, United States Fish and Wildlife Service Fund Resources: Undisbursed Funds	No Year		014	8216	000	19,279,484.56	3,036,107.94	-----	5,068,851.25	-----	17,246,741.25
Total, United States Fish and Wildlife Service						4,060,642,809.48	3,634,150,997.52	-4,025,046.88	2,929,251,415.45	20,340,384.54	4,741,176,960.13
National Park Service											
General Fund Accounts											
Urban Park and Recreation Fund, National Park Service, Interior Fund Resources: Undisbursed Funds	No Year		014	1031	000	132.00	-----	-----	130.27	-----	1.73
Contribution for Annuity Benefits, National Park Service Fund Resources: Undisbursed Funds	2021		014	1034	000	-----	40,549,000.00	-----	36,311,221.06	-----	4,237,778.94
	2020					6,282,528.63	-----	-----	3,366,479.06	-----	2,916,049.57
	2019					4,104,566.65	-----	-----	-----	-----	4,104,566.65
	2018					4,751,014.70	-----	-----	-----	-----	4,751,014.70
	2017					5,431,858.11	-----	-----	-----	-----	5,431,858.11
	2016					5,971,802.57	-----	-----	-----	5,971,802.57	-----
	Subtotal		014	1034	000	26,541,770.66	40,549,000.00	-----	39,677,700.12	5,971,802.57	21,441,267.97
Operation of the National Park System, National Park Service, Interior Fund Resources: Undisbursed Funds	2021-2022		014	1036	000	-----	338,867,877.00	-----	80,579,994.43	-----	258,287,882.57
	2021					-----	2,337,541,000.00	-----	1,903,896,468.77	-----	433,644,531.23
	2020-2021					245,834,958.40	-----	9,627.00	137,484,201.78	-----	108,360,383.62
	2020					378,753,710.27	-----	-----	278,660,721.29	-----	100,092,988.98
	2019-2020					113,597,352.79	-----	-----	85,569,686.10	-----	28,027,666.69
	2019					92,094,766.32	-----	-----	39,797,494.34	-----	52,297,271.98
	2018-2019					24,044,545.77	-----	-----	15,762,689.02	-----	8,281,856.75
	2018					54,908,677.09	-----	-----	11,381,079.02	-----	43,527,598.07

Footnotes at End of Chapter

Appropriations, Outlays, and Balances - Continued

Appropriation or Fund Account Title	Account Symbol					Balances, Beginning of Fiscal Year	Appropriations and Other Obligational Authority ¹	Transfers Borrowings and Investment (Net) ²	Outlays (Net)	Balances Withdrawn and Other Transactions ³	Balances, End of Fiscal Year
	Period of Availability	ATA	AID	MAIN	SUB						
	2017-2018					4,039,616.79	-----	-----	1,614,762.86	-----	2,424,853.93
	2017					30,473,843.92	-----	-----	3,535,720.95	-----	26,938,122.97
	2016-2017					1,775,462.48	-----	-----	-171,483.86	-----	1,946,946.34
	2016					33,915,407.19	-----	-----	2,704,638.04	31,210,769.15	-----
	2015-2016					685,472.81	-----	-----	12,748.00	672,724.81	-----
	No Year					20,001,585.10	769,457.53	-----	-1,204,559.57	-----	21,975,602.20
Transfer To:											
Federal Highway Administration-Operation of the National Park System	2021-2022	069	014	1036	005	-----	705,568.00	-----	-----	-----	705,568.00
	Subtotal		014	1036	000	1,000,125,398.93	2,677,883,902.53	9,627.00	2,559,624,161.17	31,883,493.96	1,086,511,273.33
Construction, National Park Service, Interior Fund Resources:											
Undisbursed Funds	No Year		014	1039	000	1,130,190,859.99	223,907,000.00	19,515.00	279,765,316.24	-----	1,074,352,058.75
Transfer To:											
Corps of Engineers	No Year	096	014	1039	000	1,513,961.34	-----	-----	41,025.07	-----	1,472,936.27
Funds Held Outside the Treasury						329,005.55	-----	-19,515.00	-----	-----	309,490.55
	Subtotal		014	1039	000	1,132,033,826.88	223,907,000.00	-----	279,806,341.31	-----	1,076,134,485.57
National Recreation and Preservation, National Park Service Fund Resources:											
Undisbursed Funds	2021-2022		014	1042	000	-----	74,157,000.00	-----	35,656,114.47	-----	38,500,885.53
	2020					36,756,837.97	-----	-----	18,376,316.46	-----	18,380,521.51
	2019					16,004,075.82	-----	-----	8,262,681.47	-----	7,741,394.35
	2018					5,785,283.26	-----	-----	2,651,249.38	-----	3,134,033.88
	2017					2,263,563.06	-----	-----	577,024.13	-----	1,686,538.93
	2016					1,394,806.07	-----	-----	699,786.37	695,019.70	-----
	No Year					8,661,492.29	-----	-----	-452,516.98	-----	9,114,009.27
	Subtotal		014	1042	000	70,866,058.47	74,157,000.00	-----	65,770,655.30	695,019.70	78,557,383.47
Historic Preservation Fund, National Park Service, Interior Fund Resources:											
Undisbursed Funds	2018-2019		014	1046	000	47,877,939.32	-----	-----	5,646,852.96	-----	42,231,086.36
Centennial Challenge, National Park Service, Interior Fund Resources:											
Undisbursed Funds	No Year		014	2645	000	67,843,455.55	15,000,000.00	-----	7,538,200.48	-----	75,305,255.07
Special Fund Accounts											
Land Acquisition and State Assistance, National Park Service Fund Resources:											
Undisbursed Funds	No Year		014	5035	000	738,218,337.04	473,808,000.00	-10,548,979.38	86,631,869.04	+ 23,000,000.00	1,091,845,488.62
Unfunded Contract Authority						° 56,160,000.00	-----	-----	-----	13,830,000.00	42,330,000.00
	Subtotal		014	5035	000	794,378,337.04	473,808,000.00	-10,548,979.38	86,631,869.04	36,830,000.00	1,134,175,488.62
Operation and Maintenance of Quarters, National Park Service Fund Resources:											
Undisbursed Funds	No Year		014	5049	000	16,687,869.30	22,530,950.02	-----	23,498,991.92	-----	15,719,827.40

Footnotes at End of Chapter

Appropriations, Outlays, and Balances - Continued

Appropriation or Fund Account Title	Account Symbol				Balances, Beginning of Fiscal Year	Appropriations and Other Obligational Authority ¹	Transfers Borrowings and Investment (Net) ²	Outlays (Net)	Balances Withdrawn and Other Transactions ³	Balances, End of Fiscal Year	
	Period of Availability	ATA	AID	MAIN							SUB
Delaware Water Gap Route 209 Operations, National Park Service Fund Resources: Undisbursed Funds	No Year		014	5076	000	24,754.94	16,450.00	-----	18,825.58	-----	22,379.36
Recreation Enhancement Fee Program, National Park Service Fund Resources: Undisbursed Funds	No Year		014	5110	000	511,574,047.92	313,303,319.99	-----	247,734,170.84	-----	577,143,197.07
Historic Preservation Fund, National Park Service Fund Resources: Undisbursed Funds	2021-2022		014	5140	000	-----	144,300,000.00	-----	13,436,477.61	-----	130,863,522.39
	2019-2022					49,894,247.57	-----	-----	921,577.81	-----	48,972,669.76
	2020-2021					105,393,699.23	-----	-----	36,966,257.55	-----	68,427,441.68
	2019-2020					54,666,231.30	-----	-----	16,355,957.92	-----	38,310,273.38
	2018-2019					34,546,961.39	-----	-----	7,102,325.97	-----	27,444,635.42
	2017-2018					17,057,458.05	-----	-----	3,647,553.09	-----	13,409,904.96
	2016-2017					4,343,896.61	-----	-----	1,219,139.46	-----	3,124,757.15
	2015-2016					402,529.09	-----	-----	72,983.58	329,545.51	-----
	Subtotal		014	5140	000	266,305,023.24	144,300,000.00	-----	79,722,272.99	329,545.51	330,553,204.74
Park Buildings Lease and Maintenance Fund, National Park Service Fund Resources: Undisbursed Funds	No Year		014	5163	000	34,014,818.04	9,710,649.48	-----	7,130,743.72	-----	36,594,723.80
Transportation Systems Fund, National Park Service Fund Resources: Undisbursed Funds	No Year		014	5164	000	41,693,156.32	24,395.50	-----	17,814,512.62	-----	23,903,039.20
Concessioner Improvement Accounts, National Park Service Fund Resources: Undisbursed Funds	No Year		014	5169	000	-----	12,416,381.40	-1,725,456.81	10,690,924.59	-----	-----
Funds Held Outside the Treasury						11,777,589.27	-----	1,725,456.81	-----	-----	13,503,046.08
	Subtotal		014	5169	000	11,777,589.27	12,416,381.40	-----	10,690,924.59	-----	13,503,046.08
User Fees for Filming and Photography on Public Lands, National Park Service Fund Resources: Undisbursed Funds	No Year		014	5247	000	6,500,090.49	406,963.99	-----	258,915.75	-----	6,648,138.73
Glacier Bay National Park, National Park Service Fund Resources: Undisbursed Funds	No Year		014	5412	000	22,474.99	-----	-----	22,474.99	-----	-----
Park Concessions Franchise Fees, National Park Service Fund Resources: Undisbursed Funds	No Year		014	5431	000	244,160,238.81	81,652,398.99	-----	57,409,062.52	-----	268,403,575.28
Outer Continental Shelf Revenues, LWCF Share from Certain Leases, National Park Service Fund Resources: Undisbursed Funds	No Year		014	5536	000	248,308,717.88	87,862,416.29	-----	20,592,621.63	-----	315,578,512.54
Educational Expenses, Children of Employees, Yellowstone National											

Footnotes at End of Chapter

Appropriations, Outlays, and Balances - Continued

Appropriation or Fund Account Title	Account Symbol				Balances, Beginning of Fiscal Year	Appropriations and Other Obligational Authority ¹	Transfers Borrowings and Investment (Net) ²	Outlays (Net)	Balances Withdrawn and Other Transactions ³	Balances, End of Fiscal Year		
	Period of Availability	ATA	AID	MAIN							SUB	
Park, National Park Service Fund Resources: Undisbursed Funds	No Year		014	5663	000	17,677.81	-----	-----	-----	17,677.81		
Payment for Tax Losses on Land Acquired for Grand Teton National Park, National Park Service Fund Resources: Undisbursed Funds	No Year		014	5666	000	930.00	16,407.03	-----	16,402.03	-----	935.00	
Trust Fund Accounts												
Preservation, Birthplace of Abraham Lincoln, National Park Service Fund Resources: Undisbursed Funds	No Year		014	8052	000	10,327.50	3,442.50	-----	-----	-----	13,770.00	
Investments in US Treasury Securities						51,000.00	-----	-----	-----	-----	51,000.00	
			Subtotal	014	8052	000	61,327.50	3,442.50	-----	-----	64,770.00	
Total, National Park Service						4,520,815,635.36	4,177,548,677.72	-10,539,352.38	3,509,605,829.83	75,709,861.74	5,102,509,269.13	
Total, Fish and Wildlife and Parks						8,581,458,444.84	7,811,699,675.24	-14,564,399.26	6,438,857,245.28	96,050,246.28	9,843,686,229.26	
Indian Affairs												
Bureau of Indian Affairs and Bureau of Indian Education												
General Fund Accounts												
Payments for Tribal Leases, Bureau of Indian Affairs, Interior Fund Resources: Undisbursed Funds	2021-2022		014	0200	000	-----	9,899,164.10	-----	5,860,894.00	-----	4,038,270.10	
Operation of Indian Programs, Bureau of Indian Affairs and Bureau of Indian Education, Interior Fund Resources: Undisbursed Funds	2021-2022		014	2100	000	-----	1,607,680,965.00	-----	1,140,658,922.52	-----	467,022,042.48	
	2020-2021					459,843,661.56	-----	3,068,076.00	333,117,623.53	-----	129,794,114.03	
	2019-2021					38,717,636.79	-----	-----	32,493,630.24	-----	6,224,006.55	
	2019-2020					91,679,122.42	-----	-----	52,921,508.72	-----	38,757,613.70	
	2018-2020					4,780,510.18	-----	-----	3,467,113.19	-----	1,313,396.99	
	2018-2019					30,267,104.68	-----	-----	9,208,674.91	-----	21,058,429.77	
	2017-2019					655,493.29	-----	-----	439,071.40	-----	216,421.89	
	2017-2018					13,835,981.16	-----	-----	-510,441.48	-----	14,346,422.64	
	2016-2018					269,576.78	-----	-----	195,172.31	-----	74,404.47	
	2016-2017					12,381,094.89	-----	-----	464,625.04	-----	11,916,469.85	
	2015-2017					9,272.41	-----	-----	9,272.41	-----	-----	
	2016					4,877.88	-----	-----	4,877.88	-----	-----	
	2015-2016					10,197,682.06	-----	-9,788,292.97	409,389.09	-----	-----	
	No Year					118,371,120.71	960,433,600.00	10,032,486.79	532,186,144.21	-----	556,651,063.29	
			Subtotal	014	2100	000	781,013,134.81	2,568,114,565.00	3,312,269.82	2,105,065,583.97	-----	1,247,374,385.66
White Earth Economic Development and Tribal Government Fund, Bureau of Indian Affairs Fund Resources: Undisbursed Funds	No Year		014	2204	000	1,042,260.93	60,429.08	-----	57,154.43	-----	1,045,535.58	

Footnotes at End of Chapter

Appropriations, Outlays, and Balances - Continued

Appropriation or Fund Account Title	Account Symbol				Balances, Beginning of Fiscal Year	Appropriations and Other Obligational Authority ¹	Transfers Borrowings and Investment (Net) ²	Outlays (Net)	Balances Withdrawn and Other Transactions ³	Balances, End of Fiscal Year
	Period of Availability	ATA	AID	MAIN SUB						
Contract Support Costs, Bureau of Indian Affairs and Bureau of Indian Education, Interior Fund Resources: Undisbursed Funds	2021-2022		014	2240 000	-----	210,447,871.00	-----	128,689,659.50	-----	81,758,211.50
	2020-2021				35,342,126.52	104,931,134.00	-----	80,136,599.88	-----	60,136,660.64
	2019-2020				9,396,786.32	-3,879.00	-----	6,333,648.95	-----	3,059,258.37
	2018-2019				2,673,130.29	-----	-----	1,211,789.74	-----	1,461,340.55
	2017-2018				1,448,274.90	-----	-----	462,114.00	-----	986,160.90
	2016-2017				185,020.93	-----	-----	39,644.00	-----	145,376.93
	Subtotal		014	2240 000	49,045,338.96	315,375,126.00	-----	216,873,456.07	-----	147,547,008.89
Construction, Bureau of Indian Affairs and Bureau of Indian Education, Interior Fund Resources: Undisbursed Funds	No Year		014	2301 000	571,222,864.28	128,818,000.00	-----	117,038,415.83	-----	583,002,448.45
Transfer To: Bureau of Reclamation, Interior	No Year	014	014	2301 006	5,703,892.53	-----	-----	518,113.24	-----	5,185,779.29
	Subtotal		014	2301 000	576,926,756.81	128,818,000.00	-----	117,556,529.07	-----	588,188,227.74
Indian Land and Water Claim Settlements and Miscellaneous Payments to Indians, Bureau of Indian Affairs and Bureau of Indian Education, Interior Fund Resources: Undisbursed Funds	No Year		014	2303 000	66,025,527.12	45,644,000.00	-----	53,794,327.22	-----	57,875,199.90
Claims and Treaty Obligations, Bureau of Indian Affairs (Indefinite) Fund Resources: Undisbursed Funds	No Year		014	2623 000	2,720.00	40,500.00	-----	40,520.00	-----	2,700.00
Indian Direct Loan Program Account, Bureau of Indian Affairs, Interior Fund Resources: Undisbursed Funds	2021		014	2627 000	-----	865,561.00	-----	865,561.00	-----	-----
Indian Guaranteed Loan Program Account, Bureau of Indian Affairs and Bureau of Indian Education, Interior Fund Resources: Undisbursed Funds	2021		014	2628 000	-----	14,726,922.00	-----	9,059,977.95	-----	5,666,944.05
	2020				7,329,533.21	-----	-----	3,629,644.23	-----	3,699,888.98
	2019				5,147,232.98	-----	-----	1,109,273.00	-----	4,037,959.98
	2018				2,253,899.20	-----	-----	-----	-----	2,253,899.20
	2017				2,017,694.04	-----	-----	-----	-----	2,017,694.04
	2016				244,193.82	-----	-244,193.82	-----	-----	-----
	Subtotal		014	2628 000	16,992,553.25	14,726,922.00	-244,193.82	13,798,895.18	-----	17,676,386.25
Career, Technical, and Adult Education, Education Fund Resources: Transfer To: Interior, Bureau of Indian Affairs	2021	014	091	0400 020	-----	1,219,750.92	-----	-----	-----	1,219,750.92
	2020				529,980.00	-----	-----	529,980.00	-----	-----
	Subtotal		091	0400 000	529,980.00	1,219,750.92	-----	529,980.00	-----	1,219,750.92
Special Fund Accounts										

Footnotes at End of Chapter

Appropriations, Outlays, and Balances - Continued

Appropriation or Fund Account Title	Account Symbol				Balances, Beginning of Fiscal Year	Appropriations and Other Obligational Authority ¹	Transfers Borrowings and Investment (Net) ²	Outlays (Net)	Balances Withdrawn and Other Transactions ³	Balances, End of Fiscal Year
	Period of Availability	ATA	AID	MAIN						
Operation and Maintenance of Quarters, Bureau of Indian Affairs Fund Resources: Undisbursed Funds	No Year		014	5051	000	7,886,447.65	6,077,668.85	----- 5,294,745.85	-----	8,669,370.65
Operation and Maintenance, Indian Irrigation Systems, Bureau of Indian Affairs (T) ⁷ Fund Resources: Undisbursed Funds	No Year		014	5240	000	7,527,083.14	39,365,773.80	-1,867,000.00	37,028,612.58	----- 7,997,244.36
Investments in US Treasury Securities						50,719,000.00	----- 1,867,000.00	-----	-----	52,586,000.00
Subtotal			014	5240	000	58,246,083.14	39,365,773.80	----- 37,028,612.58	-----	60,583,244.36
Alaska Resupply Program, Bureau of Indian Affairs Fund Resources: Undisbursed Funds	No Year		014	5242	000	718,108.86	266,889.53	----- 241,856.99	-----	743,141.40
Indian Water Rights and Habitat Acquisition Program, Bureau of Indian Affairs Fund Resources: Undisbursed Funds	No Year		014	5505	000	2,980,500.00	-----	-----	-----	2,980,500.00
High-Hazard Indian Dam Safety Deferred Maintenance Fund, Bureau of Indian Affairs and Bureau of Indian Education, Interior Fund Resources: Undisbursed Funds	2017-2030		014	5637	000	78,551.46	22,835,225.88	-22,856,516.10	-----	----- 57,261.24
Unrealized Discount on Investments						-78,520.68	----- 21,516.10	-----	-----	----- -57,004.58
Investments in US Treasury Securities						93,477,000.00	----- 22,835,000.00	-----	-----	116,312,000.00
Subtotal			014	5637	000	93,477,030.78	22,835,225.88	----- -----	-----	116,312,256.66
Low-Hazard Indian Dam Safety Deferred Maintenance Fund, Bureau of Indian Affairs and Bureau of Indian Education, Interior Fund Resources: Undisbursed Funds	2017-2030		014	5638	000	34,644.57	10,037,465.75	-10,046,459.34	-----	----- 25,650.98
Unrealized Discount on Investments						-34,518.12	----- 9,459.34	-----	-----	----- -25,058.78
Investments in US Treasury Securities						41,093,000.00	----- 10,037,000.00	-----	-----	51,130,000.00
Subtotal			014	5638	000	41,093,126.45	10,037,465.75	----- -----	-----	51,130,592.20
Indian Irrigation Fund, Bureau of Indian Affairs and Bureau of Indian Education, Interior Fund Resources: Undisbursed Funds	2017-2028		014	5639	000	104,154.01	25,112,583.97	-25,143,400.15	-----	----- 73,337.83
Unrealized Discount on Investments						-103,729.92	----- 30,400.15	-----	-----	----- -73,329.77
Investments in US Treasury Securities						123,488,000.00	----- 25,113,000.00	-----	-----	148,601,000.00
Subtotal			014	5639	000	123,488,424.09	25,112,583.97	----- -----	-----	148,601,008.06
Power Systems, Indian Irrigation Projects, Bureau of Indian Affairs Fund Resources: Undisbursed Funds	No Year		014	5648	000	23,650,448.01	74,141,439.40	14,245,000.00	79,626,832.49	----- 32,410,054.92
Investments in US Treasury Securities						24,661,000.00	----- 5,755,000.00	-----	-----	30,416,000.00
Subtotal			014	5648	000	48,311,448.01	74,141,439.40	20,000,000.00	79,626,832.49	----- 62,826,054.92
Selis-Qlispe Ksanka Settlement Trust Fund, Bureau of Indian Affairs and Bureau of Indian Education, Interior Fund Resources: Undisbursed Funds	No Year		014	5740	000	-----	90,353,962.00	-----	90,353,962.00	-----

Footnotes at End of Chapter

Appropriations, Outlays, and Balances - Continued

Appropriation or Fund Account Title	Account Symbol					Balances, Beginning of Fiscal Year	Appropriations and Other Obligational Authority ¹	Transfers Borrowings and Investment (Net) ²	Outlays (Net)	Balances Withdrawn and Other Transactions ³	Balances, End of Fiscal Year
	Period of Availability	ATA	AID	MAIN	SUB						
Public Enterprise Funds											
Revolving Fund for Loans, Liquidating Account, Bureau of Indian Affairs Fund Resources: Undisbursed Funds	No Year		014	4409	000	-----	-----	-----	-148,238.59	⁴ 148,238.59	-----
Trust Fund Accounts											
Gifts and Donations, Bureau of Indian Affairs Fund Resources: Undisbursed Funds	No Year		014	8361	000	2,986,225.82	933,700.00	-----	973,244.62	-----	2,946,681.20
Total, Bureau of Indian Affairs and Bureau of Indian Education						1,870,765,666.68	3,353,888,727.28	23,068,076.00	2,727,813,916.88	148,238.59	2,519,760,314.49
Total, Indian Affairs						1,870,765,666.68	3,353,888,727.28	23,068,076.00	2,727,813,916.88	148,238.59	2,519,760,314.49
Departmental Offices											
Bureau of Mines											
General Fund Accounts											
Mines and Minerals, Bureau of Mines, Interior Fund Resources: Undisbursed Funds	No Year		014	0959	000	145,631.51	-----	-----	6,181.69	-----	139,449.82
Total, Bureau of Mines						145,631.51	-----	-----	6,181.69	-----	139,449.82
Departmental Offices											
General Fund Accounts											
Departmental Operations, Office of the Secretary, Interior Fund Resources: Undisbursed Funds	2021-2022		014	0102	000	-----	109,404,000.00	-----	85,927,097.58	-----	23,476,902.42
	2021					-----	-----	-----	-86,921.92	-----	86,921.92
	2020-2021					178,462,011.55	-----	-134,657,276.11	28,476,668.39	-----	15,328,067.05
	2020					-361,566.47	-----	-----	-353,014.39	-----	⁵ -8,552.08
	2019-2020					2,424,136.53	-----	-----	-287,781.80	-----	2,711,918.33
	2019					-19,360.74	-----	-----	-19,033.14	-----	⁵ -327.60
	2018-2019					1,798,783.18	-----	-----	-145,631.13	-----	1,944,414.31
	2017-2018					3,549,407.42	-----	-----	339,939.19	-----	3,209,468.23
	2016-2017					1,581,710.38	-----	-----	-282.55	-----	1,581,992.93
	2015-2016					2,924,075.43	-----	-----	831.11	2,923,244.32	-----
	No Year					35,770,157.35	9,262,400.00	-----	16,583,184.86	⁴ 17,398,000.00	11,051,372.49
Transfer To:											
Departmental Operations, Office of the Secretary, Interior	2020-2021	014	014	0102	001	265,000.00	-----	3,754,793.94	223,167.56	-----	3,796,626.38
DOI Office of Inspector General	2020-2021	014	014	0102	002	-----	-----	171,595.36	69,569.93	-----	102,025.43
	No Year					349,118.09	-----	-----	-----	-----	349,118.09
DOI Office of the Solicitor	2020-2021	014	014	0102	003	-----	-----	2,272,247.00	309,908.77	-----	1,962,338.23
DOI Office of Insular Affairs	2020-2021	014	014	0102	004	-----	-----	8,640.00	8,640.00	-----	-----
DOI Bureau of Reclamation	2020-2021	014	014	0102	006	-----	-----	296,162.82	278,437.82	-----	17,725.00
National Park Service	2020-2021	014	014	0102	007	3,851,788.00	-----	-----	39,810,216.60	-----	21,457,057.82
United States Geological Survey	2020-2021	014	014	0102	008	-----	-----	-----	19,546,978.29	-----	14,902,370.96

Footnotes at End of Chapter

Appropriations, Outlays, and Balances - Continued

Appropriation or Fund Account Title	Account Symbol					Balances, Beginning of Fiscal Year	Appropriations and Other Obligational Authority ¹	Transfers Borrowings and Investment (Net) ²	Outlays (Net)	Balances Withdrawn and Other Transactions ³	Balances, End of Fiscal Year
	Period of Availability	ATA	AID	MAIN	SUB						
	No Year					31,450.94	-----	-----	31,450.94	-----	-----
National Park Service, Interior	No Year	014	014	0102	010	5,113,042.41	-----	-----	190,436.07	-----	4,922,606.34
Bureau of Land Management	2020-2021	014	014	0102	011	2,868,439.54	-----	459,411.83	2,559,988.34	-----	767,863.03
	No Year					110,174.60	-----	-----	52,340.58	-----	57,834.02
United States Fish and Wildlife Service	2020-2021	014	014	0102	016	2,625,461.97	-----	62,715,106.84	33,367,294.61	-----	31,973,274.20
	No Year					5,359,073.02	-----	-----	1,072,111.77	-----	4,286,961.25
DOI Office of Surface Mining Reclamation and Enforcement	2020-2021	014	014	0102	018	-----	-----	79,300.00	79,300.00	-----	-----
DOI Bureau of Ocean Energy Management	2020-2021	014	014	0102	019	-----	-----	10,823.43	10,823.43	-----	-----
	No Year					137,928.13	-----	-----	-586.92	-----	138,515.05
DOI Bureau of Indian Affairs	2020-2021	014	014	0102	020	-----	-----	2,794,000.00	2,793,992.32	-----	7.68
DOI Bureau of Safety and Environmental Enforcement	2020-2021	014	014	0102	022	-----	-----	2,028,000.00	1,685,483.98	-----	342,516.02
	No Year					22,661.93	-----	-----	-----	-----	22,661.93
DOI Bureau of Trust Funds Administration	2020-2021	014	014	0102	025	-----	-----	73,000.00	71,443.19	-----	1,556.81
DOI Bureau of Indian Education	2020-2021	014	014	0102	077	-----	-----	637,000.00	403,800.00	-----	233,200.00
	Subtotal		014	0102	000	246,863,493.26	118,666,400.00	0.00	200,492,212.70	20,321,244.32	144,716,436.24
Special Fund Accounts											
Payments to States from Receipts Under Mineral Leasing, Public and Acquired Military Lands, Office of Natural Resources Revenue, Interior Fund Resources:											
Undisbursed Funds	No Year		014	5003	000	81,220,716.76	1,886,337,062.86	-----	1,857,558,930.09	-----	109,998,849.53
Payments to Alaska from Oil and Gas Leases, National Petroleum Reserve, Office of Natural Resources Revenue, Interior Fund Resources:											
Undisbursed Funds	No Year		014	5045	000	11,997,359.09	8,449,459.01	-----	14,352,796.31	-----	6,094,021.79
Indian Arts and Crafts Fund, Departmental Management Fund Resources:											
Undisbursed Funds	No Year		014	5130	000	251,674.10	4,045.42	-----	-----	-----	255,719.52
Payment to Oklahoma (Royalties), Office of Natural Resources Revenue, Interior Fund Resources:											
Undisbursed Funds	No Year		014	5134	000	278.78	7,507.86	-----	7,358.70	-----	427.94
Payments to States, National Forest Fund, Office of Natural Resources Revenue, Interior Fund Resources:											
Undisbursed Funds	No Year		014	5243	000	3,152,928.97	5,146,470.48	-----	4,853,121.67	-----	3,446,277.78
Payments to States, Flood Control Act of 1954, Office of Natural Resources Revenue, Interior Fund Resources:											
Undisbursed Funds	No Year		014	5248	000	15,358,726.64	42,951,270.04	-----	40,503,047.66	-----	17,806,949.02
Environmental Improvement and Restoration Fund, Office of Natural Resources Revenue, Interior Fund Resources:											
Undisbursed Funds	No Year		014	5425	000	6,926,583.91	17,743,004.68	-18,073,810.55	-----	-----	6,595,778.04
Unrealized Discount on Investments						-26,079,588.25	-----	-----	-----	-----	-26,079,588.25
Investments in US Treasury Securities						1,542,237,365.22	-----	18,073,810.55	-----	-----	1,560,311,175.77

Footnotes at End of Chapter

Appropriations, Outlays, and Balances - Continued

Appropriation or Fund Account Title	Account Symbol				Balances, Beginning of Fiscal Year	Appropriations and Other Obligational Authority ¹	Transfers Borrowings and Investment (Net) ²	Outlays (Net)	Balances Withdrawn and Other Transactions ³	Balances, End of Fiscal Year
	Period of Availability	ATA	AID	MAIN SUB						
Subtotal		014	5425	000	1,523,084,360.88	17,743,004.68	-----	-----	-----	1,540,827,365.56
Payments to Alaska, Arctic National Wildlife Refuge, Office of Natural Resources Revenue, Interior Fund Resources:										
Undisbursed Funds	No Year	014	5488	000	-----	8,245,269.00	-----	7,775,288.66	-----	469,980.34
State's Share from Certain Gulf of Mexico Leases, Office of Natural Resources Revenue, Interior Fund Resources:										
Undisbursed Funds	No Year	014	5535	000	314,256,130.40	267,945,635.89	-----	248,908,108.28	-----	333,293,658.01
Departmental Operations, Land and Water Conservation Fund, Departmental Offices, Interior Fund Resources:										
Undisbursed Funds	No Year	014	5571	000	691,003.29	19,000,000.00	-----	12,422,813.57	-----	7,268,189.72
Geothermal Lease Revenues, Payment to Counties, Office of Natural Resources Revenue, Interior Fund Resources:										
Undisbursed Funds	No Year	014	5574	000	247,144.78	4,585,383.03	-----	4,570,943.92	-----	261,583.89
Trust Fund Accounts										
Gifts and Bequest, Take Pride in America, Interior Fund Resources:										
Undisbursed Funds	No Year	014	8369	000	63,094.85	-----	-----	-----	-----	63,094.85
Total, Departmental Offices					2,197,186,911.80	2,379,081,508.27	0.00	2,391,444,621.56	20,321,244.32	2,164,502,554.19
Insular Affairs										
General Fund Accounts										
Assistance to Territories, Insular Affairs, Interior Fund Resources:										
Undisbursed Funds	2021-2022	014	0412	000	-----	9,553,000.00	-----	4,772,402.11	-----	4,780,597.89
	2020-2021				60,665,133.06	-----	-----	18,939,143.96	-----	41,725,989.10
	2019-2020				579,501.54	-----	-----	40,751.54	-----	538,750.00
	2018-2019				326,628.99	-----	-----	103,878.66	-----	222,750.33
	2017-2018				1,763,447.58	-----	-----	-----	-----	1,763,447.58
	2016-2017				278,120.89	-----	-----	-----	-----	278,120.89
	2015-2016				13,462.45	-----	-----	-----	13,462.45	-----
	No Year				190,569,278.87	97,140,000.00	-----	70,254,393.21	-----	217,454,885.66
Subtotal		014	0412	000	254,195,573.38	106,693,000.00	-----	94,110,569.48	13,462.45	266,764,541.45
Compact of Free Association, Insular Affairs, Interior Fund Resources:										
Undisbursed Funds	2021	014	0415	000	-----	-----	-----	-16,699,000.00	-----	16,699,000.00
	2020				16,699,000.00	-----	-----	13,550,640.30	-----	3,148,359.70
	2019				3,182,963.28	-----	-----	3,182,963.28	-----	-----
	2018				260,501.86	-----	-----	260,501.86	-----	-----
	No Year				357,077,973.07	236,007,400.00	-----	202,479,149.09	-----	390,606,223.98
Subtotal		014	0415	000	377,220,438.21	236,007,400.00	-----	202,774,254.53	-----	410,453,583.68

Footnotes at End of Chapter

Appropriations, Outlays, and Balances - Continued

Appropriation or Fund Account Title	Account Symbol					Balances, Beginning of Fiscal Year	Appropriations and Other Obligational Authority ¹	Transfers Borrowings and Investment (Net) ²	Outlays (Net)	Balances Withdrawn and Other Transactions ³	Balances, End of Fiscal Year
	Period of Availability	ATA	AID	MAIN	SUB						
Payment to the United States Territories, Fiscal Assistance, Insular Affairs, Interior Fund Resources: Undisbursed Funds	No Year		014	0418	000	-----	369,841,114.00	-----	369,841,114.00	-----	-----
Total, Insular Affairs						631,416,011.59	712,541,514.00	-----	666,725,938.01	13,462.45	677,218,125.13
Office of the Solicitor General Fund Accounts											
Salaries and Expenses, Office of the Solicitor, Interior Fund Resources: Undisbursed Funds	2021		014	0107	000	-----	86,813,000.00	-----	79,801,835.87	-----	7,011,164.13
	2020					4,569,924.27	-----	-----	4,354,431.66	-----	215,492.61
	2019					682,792.32	-----	-----	31,172.74	-----	651,619.58
	2018					1,339,064.18	-----	-----	78,821.84	-----	1,260,242.34
	2017					607,564.39	-----	-----	78.00	-----	607,486.39
	2016					489,788.45	-----	-----	-----	489,788.45	-----
	Subtotal		014	0107	000	7,689,133.61	86,813,000.00	-----	84,266,340.11	489,788.45	9,746,005.05
Total, Office of the Solicitor						7,689,133.61	86,813,000.00	-----	84,266,340.11	489,788.45	9,746,005.05
Office of Inspector General General Fund Accounts											
Salaries and Expenses, Office of the Inspector General, Interior Fund Resources: Undisbursed Funds	2021-2022		014	0104	000	-----	58,552,000.00	-----	49,219,886.84	-----	9,332,113.16
	2020-2021					6,799,811.96	-----	-----	5,995,431.76	-----	804,380.20
	2020					-16,374.55	-----	-----	-16,374.55	-----	-----
	2019					556,189.35	-----	-----	168,233.22	-----	387,956.13
	2018					485,227.27	-----	-----	6.46	-----	485,220.81
	2017					229,264.26	-----	-----	-----	-----	229,264.26
	2016					165,669.70	-----	-----	-----	165,669.70	-----
	No Year					3,527,023.92	-----	-72,531.00	1,148,906.14	-----	2,305,586.78
	Subtotal		014	0104	000	11,746,811.91	58,552,000.00	-72,531.00	56,516,089.87	165,669.70	13,544,521.34
Total, Office of Inspector General						11,746,811.91	58,552,000.00	-72,531.00	56,516,089.87	165,669.70	13,544,521.34
Office of the Special Trustee for American Indians General Fund Accounts											
Federal Trust Programs, Bureau of Trust Funds Administration, Interior Fund Resources: Undisbursed Funds	2021		014	0120	000	-----	-----	-----	-42,007.55	-----	42,007.55
	2020					-28,311.15	-----	-----	-38,311.15	-----	10,000.00
	2019					111,373.93	-----	-----	28,215.84	-----	83,158.09
	No Year					55,245,483.00	98,580,350.00	-----	91,080,105.90	-----	62,745,727.10
Transfer To:											
Bureau of Trust Funds Administration, Interior	No Year	014	014	0120	001	4,403,443.86	9,667,000.00	-----	10,038,432.35	-----	4,032,011.51
Bureau of Trust Funds Administration, Interior	No Year	014	014	0120	020	657,425.04	151,650.00	-----	151,650.00	-----	657,425.04

Footnotes at End of Chapter

Appropriations, Outlays, and Balances - Continued

Appropriation or Fund Account Title	Account Symbol					Balances, Beginning of Fiscal Year	Appropriations and Other Obligational Authority ¹	Transfers Borrowings and Investment (Net) ²	Outlays (Net)	Balances Withdrawn and Other Transactions ³	Balances, End of Fiscal Year
	Period of Availability	ATA	AID	MAIN	SUB						
Total, Office of the Special Trustee for American Indians	Subtotal		014	0120	000	60,389,414.68	108,399,000.00	-----	101,218,085.39	-----	67,570,329.29
						60,389,414.68	108,399,000.00	-----	101,218,085.39	-----	67,570,329.29
National Indian Gaming Commission											
General Fund Accounts											
Salaries and Expenses, National Indian Gaming Commission, Interior Fund Resources:											
Undisbursed Funds	No Year		014	0118	000	2,194,869.15	-----	-----	572,859.45	-----	1,622,009.70
Special Fund Accounts											
National Indian Gaming Commission, Gaming Activity Fees Fund Resources:											
Undisbursed Funds	No Year		014	5141	000	14,016,297.41	20,079,169.71	-----	19,307,201.32	-----	14,788,265.80
Total, National Indian Gaming Commission						16,211,166.56	20,079,169.71	-----	19,880,060.77	-----	16,410,275.50
Department-Wide Programs											
General Fund Accounts											
Wildfire Suppression Operations Reserve Fund, Department-Wide Programs, Interior Fund Resources:											
Undisbursed Funds	No Year		014	0130	000	232,000,000.00	282,000,000.00	-232,000,000.00	-----	-----	282,000,000.00
Office of Natural Resources Revenue, Department-Wide Programs, Interior Fund Resources:											
Undisbursed Funds	2021-2022		014	1113	000	-----	97,823,000.00	-----	91,432,683.20	-----	6,390,316.80
	2020-2021					6,852,085.33	-----	-----	6,777,155.88	-----	74,929.45
	2019-2020					247,240.51	-----	-----	216,253.81	-----	30,986.70
	2018-2019					25,581.25	-----	-----	-350.42	-----	25,931.67
	No Year					59,132,480.15	50,651,000.00	-----	42,839,453.52	-----	66,944,026.63
	Subtotal		014	1113	000	66,257,387.24	148,474,000.00	-----	141,265,195.99	-----	73,466,191.25
Payments in Lieu of Taxes, Office of the Secretary Fund Resources:											
Undisbursed Funds	2021		014	1114	000	-----	529,685,854.00	-----	529,673,612.10	-----	12,241.90
	2020					34,661.35	-----	-----	16,312.55	-----	18,348.80
	2019					7,577.55	-----	-----	-----	-----	7,577.55
	2018					1,753.65	-----	-----	-----	-----	1,753.65
	2017					1,371.10	-----	-----	-----	-----	1,371.10
	Subtotal		014	1114	000	45,363.65	529,685,854.00	-----	529,689,924.65	-----	41,293.00
Central Hazardous Materials Fund, Department-Wide Programs, Interior Fund Resources:											
Undisbursed Funds	2020		014	1121	000	12,000,000.00	-----	-----	755,248.40	-----	11,244,751.60
	No Year					5,327,076.17	4,025,477.83	-2,671,688.24	1,018,992.12	-----	5,661,873.64
Transfer To:											
Bureau of Reclamation, Interior	No Year	014	014	1121	006	33,491.72	-----	16,100.00	14,117.37	-----	35,474.35
United States Geological Survey, Interior	No Year	014	014	1121	008	284,153.58	-----	150,000.00	158,434.81	-----	275,718.77
National Park Service, Interior	No Year	014	014	1121	010	16,971,071.76	2,450,692.46	600,730.54	3,261,206.82	-----	16,761,287.94
Bureau of Land Management, Interior	No Year	014	014	1121	011	6,521,577.41	1,002,454.00	219,648.00	1,473,015.31	-----	6,270,664.10

Footnotes at End of Chapter

Appropriations, Outlays, and Balances - Continued

Appropriation or Fund Account Title	Account Symbol					Balances, Beginning of Fiscal Year	Appropriations and Other Obligational Authority ¹	Transfers Borrowings and Investment (Net) ²	Outlays (Net)	Balances Withdrawn and Other Transactions ³	Balances, End of Fiscal Year
	Period of Availability	ATA	AID	MAIN	SUB						
United States Fish and Wildlife Service, Interior	No Year	014	014	1121	016	3,419,011.40	2,502,447.71	1,685,209.70	2,899,656.06	-----	4,707,012.75
Bureau of Indian Affairs, Interior	No Year	014	014	1121	020	180,151.17	28,928.00	-----	66,326.74	-----	142,752.43
				1121	000	44,736,533.21	10,010,000.00	0.00	9,646,997.63	-----	45,099,535.58
Wildland Fire Management, Department-Wide Programs, Interior Fund Resources:											
Undisbursed Funds	No Year		014	1125	000	2,717,090.00	2,425,500.00	-216,000.00	-----	-----	4,926,590.00
Transfer To:											
Departmental Offices, Interior	2021-2024	014	014	1125	001	-----	2,020,500.00	-----	-----	-----	2,020,500.00
	2020-2023					1,092,639.45	-----	-----	1,076,590.93	-----	16,048.52
	2019-2022					783,587.76	-----	-----	783,587.76	-----	-----
	2018-2021					259.94	-----	-----	259.94	-----	-----
	2017-2020					23.15	-----	-----	23.15	-----	-----
	No Year					12,536,796.73	18,895,220.00	1,236,000.00	17,640,034.80	-----	15,027,981.93
National Park Service, Interior	No Year	014	014	1125	010	50,236,978.33	117,532,000.00	27,880,000.00	141,628,952.02	-----	54,020,026.31
Bureau of Land Management, Interior	2018-2021	014	014	1125	011	21,900.00	-----	-----	21,900.00	-----	-----
	No Year					285,116,445.23	620,615,780.00	144,000,000.00	777,206,935.92	-----	272,525,289.31
United States Fish & Wildlife Service, Interior	No Year	014	014	1125	016	27,245,338.20	76,862,000.00	19,500,000.00	91,518,060.56	-----	32,089,277.64
Bureau of Indian Affairs, Interior	No Year	014	014	1125	020	66,292,035.68	186,275,000.00	39,600,000.00	209,083,777.57	-----	83,083,258.11
				1125	000	446,043,094.47	1,024,626,000.00	232,000,000.00	1,238,960,122.65	-----	463,708,971.82
Natural Resource Damage Assessment Fund, Natural Resource Damage Assessment and Restoration, Interior Fund Resources:											
Undisbursed Funds	No Year		014	1618	000	4,756,382.33	5,440,860.10	-817,738.89	4,081,520.22	-----	5,297,983.32
Transfer To:											
Bureau of Reclamation, Interior	No Year	014	014	1618	006	206,013.29	-----	-----	13,352.33	-----	192,660.96
U.S. Geological Survey, Interior	No Year	014	014	1618	008	2,055,017.37	408,300.00	448,380.56	952,494.84	-----	1,959,203.09
National Park Service, Interior	No Year	014	014	1618	010	1,528,884.71	523,547.67	112,553.33	517,295.09	-----	1,647,690.62
Bureau of Land Management, Interior	No Year	014	014	1618	011	532,792.44	82,000.00	-123,530.00	25,666.85	-----	465,595.59
U.S. Fish and Wildlife Service, Interior	No Year	014	014	1618	016	4,125,492.27	1,312,292.23	361,735.00	1,363,550.95	-----	4,435,968.55
Bureau of Indian Affairs, Interior	No Year	014	014	1618	020	665,119.18	-----	18,600.00	57,709.00	-----	626,010.18
				1618	000	13,869,701.59	7,767,000.00	-----	7,011,589.28	-----	14,625,112.31
Special Fund Accounts											
Natural Resource Damage Assessment and Restoration Fund, Office of the Secretary Fund Resources:											
Undisbursed Funds	No Year		014	5198	000	15,784,431.78	561,089,579.32	-367,957,637.89	193,942,895.74	-----	14,973,421.72
Transfer To:											
Bureau of Reclamation, Interior	No Year	014	014	5198	006	76,003.85	-----	-----	-----	-----	76,003.85
U.S. Geological Survey, Interior	No Year	014	014	5198	008	7,841,607.09	1,163,370.00	1,088,230.43	3,350,465.66	-----	6,742,741.86
National Park Service, Interior	No Year	014	014	5198	010	37,716,205.46	296,245.77	5,571,770.22	2,768,644.36	-----	40,815,577.09
Bureau of Land Management, Interior	No Year	014	014	5198	011	1,133,801.35	10,900.00	20,300.00	206,379.63	-----	958,621.72
U.S. Fish and Wildlife Service, Interior	No Year	014	014	5198	016	142,915,181.56	5,274,975.89	24,947,917.15	52,553,421.14	-----	120,584,653.46
Bureau of Indian Affairs, Interior	No Year	014	014	5198	020	143,057.73	-----	-----	-----	-----	143,057.73
Unrealized Discount on Investments			014	5198	000	-7,945,119.84	-----	1,243,796.16	-----	-----	-6,701,323.68

Footnotes at End of Chapter

Appropriations, Outlays, and Balances - Continued

Appropriation or Fund Account Title	Account Symbol				Balances, Beginning of Fiscal Year	Appropriations and Other Obligational Authority ¹	Transfers Borrowings and Investment (Net) ²	Outlays (Net)	Balances Withdrawn and Other Transactions ³	Balances, End of Fiscal Year	
	Period of Availability	ATA	AID	MAIN							SUB
Investments in US Treasury Securities					1,896,322,900.33	-----	128,720,080.46	-----	-----	2,025,042,980.79	
Subtotal			014	5198	000	2,093,988,069.31	567,835,070.98	-206,365,543.47	252,821,806.53	55.75	2,202,635,734.54
National Parks and Public Land Legacy Restoration Fund, Department-Wide Programs, Interior Fund Resources:											
Undisbursed Funds	No Year		014	5715	000	-----	1,660,297,104.48	-1,660,000,000.00	-----	-----	297,104.48
Transfer To:											
National Park Service	No Year	014	014	5715	007	-----	171,349,554.00	-----	89,555,667.22	-----	81,793,886.78
Bureau of Land Management	No Year	014	014	5715	011	-----	12,787,524.00	-----	2,523,194.27	-----	10,264,329.73
U.S. Fish and Wildlife Service	No Year	014	014	5715	016	-----	8,003,369.00	-----	4,405,860.86	-----	3,597,508.14
Bureau of Indian Education	No Year	014	014	5715	077	-----	12,883,932.00	-----	2,836,976.73	-----	10,046,955.27
Unrealized Discount on Investments			014	5715	000	-----	-----	-475,496.14	-----	-----	-475,496.14
Investments in US Treasury Securities						-----	-----	1,660,475,496.14	-----	-----	1,660,475,496.14
Subtotal			014	5715	000	- 0 -	1,865,321,483.48	-----	99,321,699.08	-----	1,765,999,784.40
Intragovernmental Funds											
Working Capital Fund, Departmental Management Fund Resources:											
Undisbursed Funds	No Year		014	4523	000	359,735,389.53	60,735,000.00	-----	23,038,244.08	-----	397,432,145.45
Interior Franchise Fund, Departmental Management Fund Resources:											
Undisbursed Funds	No Year		014	4529	000	487,080,606.36	-----	-----	-105,354,954.43	-----	592,435,560.79
Total, Department-Wide Programs						3,743,756,145.36	4,496,454,408.46	-206,365,543.47	2,196,400,625.46	55.75	5,837,444,329.14
Total, Departmental Offices						6,668,541,227.02	7,861,920,600.44	-206,438,074.47	5,516,457,942.86	20,990,220.67	8,786,575,589.46
Deductions for Offsetting Receipts											
Proprietary Receipts from the Public						-----	-6,339,138,776.46	-----	-6,339,138,776.46	-----	-----
Intrabudgetary Receipts Deducted by Agency						-----	-108,862,023.95	-----	-108,862,023.95	-----	-----
Offsetting Governmental Receipts						-----	-85,225.88	-----	-85,225.88	-----	-----
Total, Offsetting Receipts						-----	-6,448,086,026.29	-----	-6,448,086,026.29	-----	-----
Total, Department of the Interior						30,626,728,698.83	21,613,441,518.52	-206,428,447.47	15,787,794,449.28	242,313,257.57	36,003,634,063.03
Memorandum											
Financing Accounts											
Public Enterprise Funds											
Assistance to American Samoa Direct Loan Financing Account, Office of the Secretary Fund Resources:											
Undisbursed Funds	No Year		014	4163	000	-----	-----	-471,870.39	-471,870.39	-----	-----
Authority to Borrow from the Treasury						-----	186,053.34	-186,053.34	-----	-----	-----
Subtotal			014	4163	000	- 0 -	186,053.34	-657,923.73	-471,870.39	-----	- 0 -
Guaranteed Loan Financing Account - Recovery Act, Bureau of Indian Affairs, Interior Fund Resources:											
Undisbursed Funds	No Year		014	4401	000	5,896,957.74	-----	-----	5,896,957.74	-----	-----

Footnotes at End of Chapter

Appropriations, Outlays, and Balances - Continued

Appropriation or Fund Account	Account Symbol				Balances, Beginning of Fiscal Year	Appropriations and Other Obligational Authority ¹	Transfers Borrowings and Investment (Net) ²	Outlays (Net)	Balances Withdrawn and Other Transactions ³	Balances, End of Fiscal Year	
Title	Period of Availability	ATA	AID	MAIN							SUB
Guaranteed Loan Financing Account, Bureau of Indian Affairs, Interior Fund Resources: Undisbursed Funds	No Year		014	4415	000	79,516,281.28	-----	-----	1,612,232.52	-----	77,904,048.76
Direct Loan Financing Account, Bureau of Indian Affairs, Interior Fund Resources: Undisbursed Funds	No Year		014	4416	000	20,555.59	-----	-608,000.00	-612,486.95	-----	25,042.54
Intragovernmental Funds											
Direct Loans, Loan Financing Account, Bureau of Reclamation Fund Resources: Undisbursed Funds	No Year		014	4547	000	0.02	-----	-1,366,456.78	-1,366,456.76	-----	-----
Authority to Borrow from the Treasury						-----	75,999.00	-75,999.00	-----	-----	-----
	Subtotal		014	4547	000	0.02	75,999.00	-1,442,455.78	-1,366,456.76	-----	-----
Total, Financing Accounts						85,433,794.63	262,052.34	-2,708,379.51	5,058,376.16	-----	77,929,091.30

Footnotes at End of Chapter

Footnotes

- 1 The amounts in this column, unless otherwise footnoted, represent appropriations, increases and rescissions in borrowing authority or new contract authority. Appropriation accounts with appropriation transfer activity are presented in Table 1 (Appropriations and Appropriation Transfers) at the end of this chapter.
- 2 The amounts in this column, unless otherwise footnoted, represent transfers - other than appropriation transfers, borrowings (gross), investments (net), unrealized discounts or funds held outside the Treasury.
- 3 The amounts in this column, unless otherwise footnoted, represent obligated balances canceled for fiscal year 2016 pursuant to 31 U.S.C. 1553 and adjustments to borrowing and contract authority.
- 4 Represents capital transfer to miscellaneous receipts.
- 5 Subject to disposition by the administrative agency.
- 6 The opening balance(s) of the following account(s) have been adjusted during the current fiscal year and do not agree with last year's closing balance(s):

<u>Account Symbol: (ATA, AID, POA, MAIN, SUB)</u>	<u>Adjustment</u>
014 X 5035 000 - Unfunded Contract Authority	\$13,830,000.00

- 7 The letter (T) denotes that the account by law is a trust account, but for reporting purposes is treated as other than trust.

Appropriations, Outlays, and Balances - Continued

Footnotes

Table 1 - Appropriations and Appropriation Transfers - Department of the Interior

AID	ATA	Period of Availability	MAIN	Net Appropriations and Appropriation Transfers	Appropriation Amount	Net Appropriation Transfers	AID Involved	ATA Involved	Period of Availability Involved	MAIN Involved	Amount From or To (-)
014	012	X	5573	800,000.00	0.00	800,000.00	014		X	5573	800,000.00
014		X	0102	9,262,400.00	11,204,000.00	-1,941,600.00	014		X	2100	-1,941,600.00
014		X	0120	98,580,350.00	108,399,000.00	-9,818,650.00	014	014	X	0120	-9,667,000.00
							014	014	X	0120	-151,650.00
014		X	0130	282,000,000.00	310,000,000.00	-28,000,000.00	014		X	1125	-28,000,000.00
014		X	0680	1,453,565,429.00	242,271,092.00	1,211,294,337.00	014		X	4079	-5,584,000.00
							014		X	4081	-38,800,000.00
							014		X	5430	1,281,560,337.00
							014		X	5668	-25,882,000.00
014		X	0787	17,700,000.00	19,500,000.00	-1,800,000.00	014		X	5174	-1,800,000.00
014		X	1036	769,457.53	0.00	769,457.53	014		X	5762	769,457.53
014		21	1036	2,337,541,000.00	2,348,841,000.00	-11,300,000.00	239		21	2780	-8,000,000.00
							247		21	5721	-3,300,000.00
014		2122	1036	338,867,877.00	339,446,000.00	-578,123.00	011		2122	1070	127,445.00
							014	069	2122	1036	-705,568.00
014		X	1121	4,025,477.83	10,010,000.00	-5,984,522.17	014	014	X	1121	-2,450,692.46
							014	014	X	1121	-1,002,454.00
							014	014	X	1121	-2,502,447.71
							014	014	X	1121	-28,928.00
014		X	1125	2,425,500.00	992,623,000.00	-990,197,500.00	012		X	1115	1,982,500.00
							014		X	0130	28,000,000.00
							014	014	X	1125	-18,895,220.00
							014	014	X	1125	-117,532,000.00
							014	014	X	1125	-620,615,780.00
							014	014	X	1125	-76,862,000.00
							014	014	X	1125	-186,275,000.00
014		X	1611	105,400,000.00	105,000,000.00	400,000.00	014		2122	1611	400,000.00
014		2122	1611	1,379,428,000.00	1,379,828,000.00	-400,000.00	014		X	1611	-400,000.00
014		X	1618	5,440,860.10	7,767,000.00	-2,326,139.90	014	014	X	1618	-408,300.00
							014	014	X	1618	-523,547.67
							014	014	X	1618	-82,000.00
							014	014	X	1618	-1,312,292.23
014		X	2100	960,433,600.00	900,000,000.00	60,433,600.00	014		X	0102	1,941,600.00

Appropriations, Outlays, and Balances - Continued

Footnotes

Table 1 - Appropriations and Appropriation Transfers - Department of the Interior

AID	ATA	Period of Availability	MAIN	Net Appropriations and Appropriation Transfers	Appropriation Amount	Net Appropriation Transfers	AID Involved	ATA Involved	Period of Availability Involved	MAIN Involved	Amount From or To (-)
							014		2122	2100	58,492,000.00
014		2122	2100	1,607,680,965.00	1,616,532,000.00	-8,851,035.00	014		X	2100	-58,492,000.00
							014		2122	2106	49,640,965.00
014		2122	2106	1,332,851,035.00	973,092,000.00	359,759,035.00	014		2122	2100	-49,640,965.00
							091		2122	0251	409,400,000.00
014		X	2301	128,818,000.00	118,818,000.00	10,000,000.00	014		1728	5639	10,000,000.00
014		X	4079	5,584,000.00	0.00	5,584,000.00	014		X	0680	5,584,000.00
014		X	4081	60,200,000.00	0.00	60,200,000.00	014		X	0680	38,800,000.00
							089		X	4452	21,400,000.00
014		X	5174	1,800,000.00	0.00	1,800,000.00	014		X	0787	1,800,000.00
014		X	5198	-12,273,949.91	0.00	-12,273,949.91	012		X	5215	-289,161.00
							013		X	4316	-4,248,701.25
							014	014	X	5198	-1,163,370.00
							014	014	X	5198	-296,245.77
							014	014	X	5198	-10,900.00
							014	014	X	5198	-5,274,975.89
							068		X	4365	-990,596.00
014		X	5425	-6,921,517.19	0.00	-6,921,517.19	013		X	5362	-6,921,517.19
014		X	5430	-2,706,429.00	1,278,853,908.00	-1,281,560,337.00	014		X	0680	-1,281,560,337.00
014		X	5573	-3,441,000.00	0.00	-3,441,000.00	014	012	X	5573	-800,000.00
							014	014	X	5573	-2,305,000.00
							014	068	X	5573	-336,000.00
014		1728	5639	25,000,000.00	35,000,000.00	-10,000,000.00	014		X	2301	-10,000,000.00
014		X	5668	25,882,000.00	0.00	25,882,000.00	014		X	0680	25,882,000.00
014		X	5715	1,659,975,621.00	1,900,000,000.00	-240,024,379.00	012		X	5716	-35,000,000.00
							014	014	X	5715	-171,349,554.00
							014	014	X	5715	-12,787,524.00
							014	014	X	5715	-8,003,369.00
							014	014	X	5715	-12,883,932.00
014		X	5762	0.00	769,457.53	-769,457.53	014		X	1036	-769,457.53
014		X	8151	405,300,000.00	0.00	405,300,000.00	070		X	8147	560,412,158.61
							070		X	8149	-96,855,988.91
							096		X	8333	-58,256,169.70

Appropriations, Outlays, and Balances - Continued

Footnotes

Table 1 - Appropriations and Appropriation Transfers - Department of the Interior

AID	ATA	Period of Availability	MAIN	Net Appropriations and Appropriation Transfers	Appropriation Amount	Net Appropriation Transfers	AID Involved	ATA Involved	Period of Availability Involved	MAIN Involved	Amount From or To (-)
014		X	8370	14,899,000.00	0.00	14,899,000.00	070		X	8185	14,899,000.00
014	014	X	0120	9,667,000.00	0.00	9,667,000.00	014		X	0120	9,667,000.00
014	014	X	0120	151,650.00	0.00	151,650.00	014		X	0120	151,650.00
014	014	X	1121	2,450,692.46	0.00	2,450,692.46	014		X	1121	2,450,692.46
014	014	X	1121	1,002,454.00	0.00	1,002,454.00	014		X	1121	1,002,454.00
014	014	X	1121	2,502,447.71	0.00	2,502,447.71	014		X	1121	2,502,447.71
014	014	X	1121	28,928.00	0.00	28,928.00	014		X	1121	28,928.00
014	014	X	1125	18,895,220.00	0.00	18,895,220.00	014		X	1125	18,895,220.00
014	014	X	1125	117,532,000.00	0.00	117,532,000.00	014		X	1125	117,532,000.00
014	014	X	1125	620,615,780.00	0.00	620,615,780.00	014		X	1125	620,615,780.00
014	014	X	1125	76,862,000.00	0.00	76,862,000.00	014		X	1125	76,862,000.00
014	014	X	1125	186,275,000.00	0.00	186,275,000.00	014		X	1125	186,275,000.00
014	014	2124	1125	2,020,500.00	0.00	2,020,500.00	014		2124	1125	2,020,500.00
014	014	X	1618	408,300.00	0.00	408,300.00	014		X	1618	408,300.00
014	014	X	1618	523,547.67	0.00	523,547.67	014		X	1618	523,547.67
014	014	X	1618	82,000.00	0.00	82,000.00	014		X	1618	82,000.00
014	014	X	1618	1,312,292.23	0.00	1,312,292.23	014		X	1618	1,312,292.23
014	014	X	5198	1,163,370.00	0.00	1,163,370.00	014		X	5198	1,163,370.00
014	014	X	5198	296,245.77	0.00	296,245.77	014		X	5198	296,245.77
014	014	X	5198	10,900.00	0.00	10,900.00	014		X	5198	10,900.00
014	014	X	5198	5,274,975.89	0.00	5,274,975.89	014		X	5198	5,274,975.89
014	014	X	5573	2,305,000.00	0.00	2,305,000.00	014		X	5573	2,305,000.00
014	014	X	5715	171,349,554.00	0.00	171,349,554.00	014		X	5715	171,349,554.00
014	014	X	5715	12,787,524.00	0.00	12,787,524.00	014		X	5715	12,787,524.00
014	014	X	5715	8,003,369.00	0.00	8,003,369.00	014		X	5715	8,003,369.00
014	014	X	5715	12,883,932.00	0.00	12,883,932.00	014		X	5715	12,883,932.00
091	014	21	0400	1,219,750.92	0.00	1,219,750.92	091		21	0400	1,219,750.92
014	068	X	5573	336,000.00	0.00	336,000.00	014		X	5573	336,000.00
014	069	2122	1036	705,568.00	0.00	705,568.00	014		2122	1036	705,568.00
Total				13,495,553,678.01	12,697,954,457.53	797,599,220.48					797,599,220.48

Appropriations, Outlays, and Balances - Continued

Appropriation or Fund Account Title	Account Symbol				Balances, Beginning of Fiscal Year	Appropriations and Other Obligational Authority ¹	Transfers Borrowings and Investment (Net) ²	Outlays (Net)	Balances Withdrawn and Other Transactions ³	Balances, End of Fiscal Year	
	Period of Availability	ATA	AID	MAIN							SUB
Department of Justice General Administration General Fund Accounts											
Salaries and Expenses, General Administration, Justice											
Fund Resources:											
Undisbursed Funds	2021		015	0129	000	-----	119,000,000.00	-----	110,277,353.73	-----	8,722,646.27
	2020					7,929,420.83	-----	-----	5,111,810.98	-----	2,817,609.85
	2019					3,099,037.12	-----	-----	-1,079,592.66	-----	4,178,629.78
	2018					11,859,627.99	-----	-----	43,596.82	-----	11,816,031.17
	2017					3,548,870.22	-----	-----	-11,182.38	-----	3,560,052.60
	2016					2,689,435.94	-----	-2,639,435.94	-----	50,000.00	-----
	No Year					11,663,591.25	5,000,000.00	2,639,435.94	2,199,547.87	-----	17,103,479.32
	Subtotal		015	0129	000	40,789,983.35	124,000,000.00	-----	116,541,534.36	50,000.00	48,198,448.99
Counterterrorism Fund, General Administration, Justice											
Fund Resources:											
Undisbursed Funds	No Year		015	0130	000	-----	-----	-----	106.40	-----	⁴ -106.40
Tactical Law Enforcement Wireless Communications, General Administration, Justice											
Fund Resources:											
Undisbursed Funds	No Year		015	0132	000	665,011.77	-----	-----	-----	-----	665,011.77
Justice Information Sharing Technology, General Administration, Justice											
Fund Resources:											
Undisbursed Funds	2018		015	0134	000	5,680.00	-----	-----	5,680.00	-----	-----
	No Year					15,302,065.80	34,000,000.00	3,910,001.00	15,875,079.14	-----	37,336,987.66
	Subtotal		015	0134	000	15,307,745.80	34,000,000.00	3,910,001.00	15,880,759.14	-----	37,336,987.66
Office of Inspector General, Justice											
Fund Resources:											
Undisbursed Funds	2021-2022		015	0328	000	-----	3,300,000.00	-----	225,970.81	-----	3,074,029.19
	2021					-----	107,265,000.00	-----	99,523,510.84	-----	7,741,489.16
	2020-2021					954,288.20	-----	1,000,000.00	746,773.87	-----	1,207,514.33
	2020					7,885,839.22	-----	-1,000,000.00	6,084,706.39	-----	801,132.83
	2019					604,297.13	-----	-----	-2,224,228.75	-----	2,828,525.88
	2018					1,196,267.12	-----	-----	-427,787.92	-----	1,624,055.04
	2017					503,548.12	-----	-----	-337,314.06	-----	840,862.18
	2016					962,163.64	-----	-727,046.29	185,117.35	50,000.00	-----
	No Year					6,467,669.07	10,000,000.00	-----	3,611,164.75	-----	12,856,504.32
Funds Held Outside the Treasury	2020					50,300.00	-----	-----	-----	-----	50,300.00
	2017					500.00	-----	-----	-----	-----	500.00
	Subtotal		015	0328	000	18,624,872.50	120,565,000.00	-727,046.29	107,387,913.28	50,000.00	31,024,912.93
Executive Office for Immigration Review, General Administration, Justice											
Fund Resources:											
Undisbursed Funds	2021		015	0339	000	-----	734,000,000.00	-----	527,759,855.45	-----	206,240,144.55
	2020					156,656,721.25	-----	-12,338,265.00	96,765,877.73	-----	47,552,578.52

Footnotes at End of Chapter

Appropriations, Outlays, and Balances - Continued

Appropriation or Fund Account Title	Account Symbol				Balances, Beginning of Fiscal Year	Appropriations and Other Obligational Authority ¹	Transfers Borrowings and Investment (Net) ²	Outlays (Net)	Balances Withdrawn and Other Transactions ³	Balances, End of Fiscal Year	
	Period of Availability	ATA	AID	MAIN							SUB
	2019				44,256,555.18	-----	-3,181,696.00	19,514,520.80	-----	21,560,338.38	
	2018				6,830,746.85	-----	-2,082,010.00	1,544,464.60	-----	3,204,272.25	
	2017				6,786,284.25	-----	-----	928,471.53	-----	5,857,812.72	
	2016				16,593,638.50	-----	-17,773,720.15	-1,280,081.65	100,000.00	-----	
	No Year				43,342,894.71	-----	17,601,971.00	9,281,641.99	-----	51,663,223.72	
	Subtotal		015	0339	000	274,466,840.74	734,000,000.00	-17,773,720.15	654,514,750.45	100,000.00	336,078,370.14
Intragovernmental Funds											
Working Capital Fund, Justice Fund Resources: Undisbursed Funds	No Year		015	4526	000	849,821,634.00	-----	118,547,495.69	67,641,419.03	⁵ 188,000,000.00	712,727,710.66
Trust Fund Accounts											
Justice Gift Fund, Justice Fund Resources: Undisbursed Funds	No Year		015	8305	000	8,597.39	5,000.00	-----	-----	-----	13,597.39
Total, General Administration						1,199,684,685.55	1,012,570,000.00	103,956,730.25	961,966,482.66	188,200,000.00	1,166,044,933.14
United States Parole Commission											
General Fund Accounts											
Salaries and Expenses, United States Parole Commission, Justice Fund Resources: Undisbursed Funds	2021		015	1061	000	-----	13,539,000.00	-----	9,148,016.16	-----	4,390,983.84
	2020					3,762,232.18	-----	1,403,732.54	-----	2,358,499.64	
	2019					1,805,171.13	-----	8,449.65	-----	1,796,721.48	
	2018					1,042,221.94	-----	310,487.84	-----	731,734.10	
	2017					394,513.58	-----	14,026.93	-----	380,486.65	
	2016					924,816.08	-----	-910,121.88	9,694.20	5,000.00	-----
	Subtotal		015	1061	000	7,928,954.91	13,539,000.00	-910,121.88	10,894,407.32	5,000.00	9,658,425.71
Total, United States Parole Commission						7,928,954.91	13,539,000.00	-910,121.88	10,894,407.32	5,000.00	9,658,425.71
Legal Activities and U.S. Marshals											
General Fund Accounts											
Salaries and Expenses, Foreign Claims Settlement Commission, Justice Fund Resources: Undisbursed Funds	2021		015	0100	000	-----	2,366,000.00	-----	1,773,287.80	-----	592,712.20
	2020					629,234.82	-----	-----	122,690.35	-----	506,544.47
	2019					604,076.68	-----	-----	-36,850.21	-----	640,926.89
	2018					549,412.95	-----	-----	-687.85	-----	550,100.80
	2017					557,505.55	-----	-----	-----	-----	557,505.55
	2016					353,745.45	-----	-138,677.00	210,068.56	4,999.89	-----
	Subtotal		015	0100	000	2,693,975.45	2,366,000.00	-138,677.00	2,068,508.65	4,999.89	2,847,789.91
Payment of Vietnam and U.S.S. Pueblo Prisoner of War Claims, Foreign Claims Settlement Commission, Justice Fund Resources: Undisbursed Funds	No Year		015	0104	000	17,970.99	-----	-----	-----	-----	17,970.99

Footnotes at End of Chapter

Appropriations, Outlays, and Balances - Continued

Appropriation or Fund Account Title	Account Symbol				Balances, Beginning of Fiscal Year	Appropriations and Other Obligational Authority ¹	Transfers Borrowings and Investment (Net) ²	Outlays (Net)	Balances Withdrawn and Other Transactions ³	Balances, End of Fiscal Year	
	Period of Availability	ATA	AID	MAIN							SUB
Salaries and Expenses, General Legal Activities, Justice Fund Resources: Undisbursed Funds	2021-2022		015	0128	000	-----	-----	-----	5,371,595.42	-----	⁴ -5,371,595.42
	2021					-----	956,610,000.00	-----	830,829,528.77	-----	125,780,471.23
	2020-2021					-----	-----	-----	-4,576,399.54	-----	287,914.33
	2020					-----	-----	-5,000,000.00	74,946,872.26	-----	21,677,658.12
	2019-2020					-----	-----	-----	-2,444,705.92	-----	⁴ -14,247.28
	2019					-----	-----	-4,150,000.00	-4,566,375.66	-----	20,965,737.69
	2018-2019					-----	-----	-----	-158,687.99	-----	⁴ -313.18
	2018					-----	-----	-2,985,000.00	-598,769.24	-----	10,633,685.95
	2017-2018					-----	-----	-----	-17,059.06	-----	⁴ -41.91
	2017					-----	-----	-----	-8,268,806.53	-----	5,498,927.62
	2016-2017					-----	-----	-----	-1,748,411.89	-----	16,777.43
	2016					-----	-----	-2,089,412.34	3,205,848.61	269,561.61	-----
	2015-2016					-----	-----	-----	262,796.22	-----	-----
	No Year					-----	3,390,000.00	12,835,000.00	-9,543,970.68	-----	56,291,881.22
	Subtotal		015	0128	000	-----	960,000,000.00	-1,389,412.34	882,693,454.77	269,561.61	235,766,855.80
Construction, United States Marshals Service, Justice Fund Resources: Undisbursed Funds	No Year		015	0133	000	-----	15,000,000.00	-----	24,153,948.31	-----	66,880,944.74
Victims Compensation Fund, General Legal Activities, Justice Fund Resources: Undisbursed Funds	No Year		015	0139	000	-----	1,500,116,516.15	-----	1,844,583,772.12	-----	-----
Fees and Expenses of Witnesses, Justice Fund Resources: Undisbursed Funds	No Year		015	0311	000	-----	254,610,000.00	-----	238,741,337.19	-----	685,584,338.48
Salaries and Expenses, Antitrust Division, Justice Fund Resources: Undisbursed Funds	No Year		015	0319	000	-----	-----	-----	-70,718,098.33	-----	111,860,125.81
Salaries and Expenses, United States Attorneys, Justice Fund Resources: Undisbursed Funds	2021-2022		015	0322	000	-----	1,040,626.00	-----	5,909,820.31	-----	⁴ -4,869,194.31
	2021					-----	2,342,177,000.00	-----	2,003,961,289.39	-----	338,215,710.61
	2020-2021					-----	-----	269,795.00	228,586.88	-----	⁴ -4,565,697.73
	2020					-----	-----	-----	242,156,278.09	-----	71,313,239.14
	2019-2020					-----	-----	-----	-5,016,466.11	-----	⁴ -72,693.24
	2019					-----	-----	-20,000,000.00	29,671,181.49	-----	44,641,308.37
	2018-2019					-----	-----	-----	-414,433.32	-----	193,476.43
	2018					-----	-----	-25,000,000.00	4,757,080.86	-----	54,422,743.78
	2017-2018					-----	-----	-----	1,819,401.53	-----	106,963.06
	2017					-----	-----	-10,000,000.00	648,295.13	-----	16,871,071.99
	2016-2017					-----	-----	-----	-----	-----	428,334.51
	2016					-----	-----	-14,235,001.00	2,176,626.19	404,072.91	-----
	2015-2016					-----	-----	-114,725.37	42,730.75	-----	-----

Footnotes at End of Chapter

Appropriations, Outlays, and Balances - Continued

Appropriation or Fund Account Title	Account Symbol				Balances, Beginning of Fiscal Year	Appropriations and Other Obligational Authority ¹	Transfers Borrowings and Investment (Net) ²	Outlays (Net)	Balances Withdrawn and Other Transactions ³	Balances, End of Fiscal Year	
	Period of Availability	ATA	AID	MAIN							SUB
	No Year				47,138,274.88	-----	55,000,000.00	11,700,605.06	-----	90,437,669.82	
	Subtotal		015	0322	000	576,030,306.96	2,343,217,626.00	-14,079,931.37	2,297,640,996.25	404,072.91	607,122,932.43
Salaries and Expenses, United States Marshals Service, Justice Fund Resources:											
Undisbursed Funds	2021-2022		015	0324	000	-----	1,147,569.00	-----	49,145.62	-----	1,098,423.38
	2021					-----	1,483,460,000.00	-----	1,275,660,245.58	-----	207,799,754.42
	2020-2021					718,850.73	-----	192,627.00	537,625.18	-----	373,852.55
	2020					223,317,136.01	-----	-1,500,000.00	183,465,510.16	-----	38,351,625.85
	2019-2020					388,664.43	-----	-----	148,791.03	-----	239,873.40
	2019					55,492,787.51	-----	-21,000,000.00	20,133,355.34	-----	14,359,432.17
	2018-2019					125,874.88	-----	-----	-----	-----	125,874.88
	2018					19,959,722.34	-----	-----	8,297,281.47	-----	11,662,440.87
	2017-2018					176,636.67	-----	-----	-----	-----	176,636.67
	2017					3,398,567.77	-----	-2,500,000.00	457,543.70	-----	441,024.07
	2016-2017					142,564.10	-----	-----	-----	-----	142,564.10
	2016					1,667,762.62	-----	-21,551.73	1,546,210.89	100,000.00	-----
	2015-2016					81,773.56	-----	-76,773.56	-----	5,000.00	-----
	No Year					39,302,935.69	-----	25,000,000.00	10,774,938.00	-----	53,527,997.69
	Subtotal		015	0324	000	344,773,276.31	1,484,607,569.00	94,301.71	1,501,070,646.97	105,000.00	328,299,500.05
Independent Counsel, Justice Fund Resources:											
Undisbursed Funds	2021		015	0327	000	-----	4,017,616.35	-----	1,027,167.98	-----	2,990,448.37
Salaries and Expenses, Community Relations Service, Justice Fund Resources:											
Undisbursed Funds	2021		015	0500	000	-----	18,000,000.00	-----	8,597,229.67	-----	9,402,770.33
	2020					7,446,751.58	-----	-----	5,663,924.34	-----	1,782,827.24
	2019					2,388,975.64	-----	-----	234,812.09	-----	2,154,163.55
	2018					1,025,999.88	-----	-----	12,626.86	-----	1,013,373.02
	2017					1,252,050.61	-----	-----	50,881.60	-----	1,201,169.01
	2016					1,705,356.31	-----	-1,632,334.32	18,588.49	54,433.50	-----
	Subtotal		015	0500	000	13,819,134.02	18,000,000.00	-1,632,334.32	14,578,063.05	54,433.50	15,554,303.15
Federal Prisoner Detention, Justice Fund Resources:											
Undisbursed Funds	No Year		015	1020	000	359,182,442.59	2,184,149,000.00	-----	2,179,798,741.87	-----	363,532,700.72
Special Fund Accounts											
Assets Forfeiture Fund, Justice Fund Resources:											
Undisbursed Funds	No Year		015	5042	000	299,086,878.85	1,423,143,002.41	1,851,150,000.00	2,644,850,400.18	-----	928,529,481.08
Unrealized Discount on Investments						-35,061,596.73	-----	34,106,482.97	-----	-----	-955,113.76
Investments in US Treasury Securities						3,224,061,596.73	-----	-1,885,256,482.97	-----	-----	1,338,805,113.76
	Subtotal		015	5042	000	3,488,086,878.85	1,423,143,002.41	-----	2,644,850,400.18	-----	2,266,379,481.08

Footnotes at End of Chapter

Appropriations, Outlays, and Balances - Continued

Appropriation or Fund Account Title	Account Symbol				Balances, Beginning of Fiscal Year	Appropriations and Other Obligational Authority ¹	Transfers Borrowings and Investment (Net) ²	Outlays (Net)	Balances Withdrawn and Other Transactions ³	Balances, End of Fiscal Year	
	Period of Availability	ATA	AID	MAIN SUB							
United States Trustee System Fund, Justice Fund Resources:											
Undisbursed Funds	No Year		015	5073	000	154,047,635.33	369,147,643.04	-78,983,403.07	246,066,838.08	-----	198,145,037.22
Unrealized Discount on Investments						-114,302.99	-----	-681,674.24	-----	-----	-795,977.23
Investments in US Treasury Securities						156,761,996.98	-----	79,665,077.31	-----	-----	236,427,074.29
Subtotal			015	5073	000	310,695,329.32	369,147,643.04	0.00	246,066,838.08	-----	433,776,134.28
United States Victims of State Sponsored Terrorism Fund, General Legal Activities, Justice Fund Resources:											
Undisbursed Funds	No Year		015	5608	000	11,490,131.29	43,105,035.27	-55,535.50	4,284,066.38	-----	50,255,564.68
Unrealized Discount on Investments						-2,234.55	-----	2,071.89	-----	-----	-162.66
Investments in US Treasury Securities						167,633,025.39	-----	53,463.61	-----	-----	167,686,489.00
Subtotal			015	5608	000	179,120,922.13	43,105,035.27	-----	4,284,066.38	-----	217,941,891.02
Intragovernmental Funds											
Justice Prisoner and Alien Transportation System Fund, United States Marshals Service, Justice Fund Resources:											
Undisbursed Funds	No Year		015	4575	000	36,420,206.88	-----	-----	-21,926,618.84	-----	58,346,825.72
Total, Legal Activities and U.S. Marshals						6,602,319,580.19	10,601,480,008.22	-17,146,053.32	11,788,913,224.63	838,067.91	5,396,902,242.55
National Security Division											
General Fund Accounts											
Salaries and Expenses, National Security Division, Justice Fund Resources:											
Undisbursed Funds	2021		015	1300	000	-----	117,451,000.00	-----	89,051,956.42	-----	28,399,043.58
	2020					16,700,991.34	-----	-----	7,935,571.74	-----	8,765,419.60
	2019					2,099,868.89	-----	-----	185,428.82	-----	1,914,440.07
	2018					2,265,983.40	-----	-----	-17,980.78	-----	2,283,964.18
	2017					767,592.42	-----	-----	-10,472.24	-----	778,064.66
	2016					510,820.22	-----	-570,665.00	-109,845.28	50,000.50	-----
	No Year					5,610,389.49	-----	570,665.00	-130,708.61	-----	6,311,763.10
Subtotal			015	1300	000	27,955,645.76	117,451,000.00	-----	96,903,950.07	50,000.50	48,452,695.19
Total, National Security Division						27,955,645.76	117,451,000.00	-----	96,903,950.07	50,000.50	48,452,695.19
Radiation Exposure Compensation											
General Fund Accounts											
Payment to the Radiation Exposure Compensation Trust Fund, Justice Fund Resources:											
Undisbursed Funds	2021		015	0333	000	-----	70,000,000.00	-----	70,000,000.00	-----	-----
Trust Fund Accounts											
Radiation Exposure Compensation Trust Fund, Justice Fund Resources:											
Undisbursed Funds	No Year		015	8116	000	10,147,118.43	70,000,000.00	-----	47,836,939.74	-----	32,310,178.69
Total, Radiation Exposure Compensation						10,147,118.43	140,000,000.00	-----	117,836,939.74	-----	32,310,178.69

Footnotes at End of Chapter

Appropriations, Outlays, and Balances - Continued

Appropriation or Fund Account Title	Account Symbol				Balances, Beginning of Fiscal Year	Appropriations and Other Obligational Authority ¹	Transfers Borrowings and Investment (Net) ²	Outlays (Net)	Balances Withdrawn and Other Transactions ³	Balances, End of Fiscal Year
	Period of Availability	ATA	AID	MAIN						
Interagency Law Enforcement										
General Fund Accounts										
Interagency Crime and Drug Enforcement, Interagency Law Enforcement, Justice										
Fund Resources:										
Undisbursed Funds	2021		015	0323	000	----- 500,458,000.00	-----	454,233,924.39	-----	46,224,075.61
	2020					54,524,518.39	-----	47,790,138.22	-----	6,734,380.17
	2019					5,607,519.95	-----	748,138.32	-----	4,859,381.63
	2018					18,013,707.54	-----	245,936.42	-----	17,767,771.12
	2017					1,757,472.95	-----	15,491.67	-----	1,741,981.28
	2016					16,850.80	-----	6,650.00	10,200.80	-----
	No Year					75,936,193.84	-----	50,189,650.06	-----	75,746,543.78
	Subtotal		015	0323	000	155,856,263.47	-----	553,229,929.08	10,200.80	153,074,133.59
Total, Interagency Law Enforcement						155,856,263.47	-----	553,229,929.08	10,200.80	153,074,133.59
Federal Bureau of Investigation										
General Fund Accounts										
Salaries and Expenses, Federal Bureau of Investigation, Justice										
Fund Resources:										
Undisbursed Funds	2021-2022		015	0200	000	----- 181,270,143.00	-----	6,166,041.12	-----	175,104,101.88
	2021					----- 9,636,682,220.00	-13,453,987.95	7,668,169,564.65	-----	1,955,058,667.40
	2020-2021					136,972.11	-20,910.00	15,838,160.06	-----	⁴ -15,722,097.95
	2020					1,958,350,972.82	-12,680,664.15	1,695,131,092.64	-----	250,539,216.03
	2019-2020					-13,695,455.22	-----	-6,383,698.29	-----	⁴ -7,311,756.93
	2019					285,475,364.61	-22,496,607.42	116,737,535.54	-----	146,241,221.65
	2018-2019					-3,806,242.73	-----	-2,264,158.40	-----	⁴ -1,542,084.33
	2018					110,803,519.39	-37,900,000.00	24,146,962.92	-----	48,756,556.47
	2017-2018					-1,324,037.56	-----	-13,572.70	-----	⁴ -1,310,464.86
	2017					28,034,119.12	-15,000,000.00	5,944,010.02	-----	7,090,109.10
	2016-2017					-871,380.28	-----	-1,022,303.60	-----	150,923.32
	2016					65,301,716.22	-64,099,689.42	1,102,026.80	100,000.00	-----
	2015-2016					-601,319.06	-139,301.75	-791,423.64	50,802.83	-----
	No Year					1,125,327,146.32	36,276,728.00	111,620,554.42	-----	1,010,822,229.27
Funds Held Outside the Treasury	2021					----- 12,792,977.85	-----	13,453,987.95	-----	13,453,987.95
	2020					9,698,340.00	-3,525,462.85	-----	-----	9,267,515.00
	2019					13,208,400.00	-2,917,820.00	-----	-----	6,780,520.00
	2018					----- 100,000.00	-----	-----	-----	13,108,400.00
	Subtotal		015	0200	000	3,588,831,093.59	9,854,229,091.00	-47,259,901.17	9,785,162,436.59	150,802.83
Construction, Federal Bureau of Investigation, Justice	No Year		015	0203	000	1,481,528,912.32	566,100,000.00	-----	347,284,872.25	-----
Fund Resources:										
Undisbursed Funds						----- 5,070,360,005.91	-----	10,420,329,091.00	-47,259,901.17	10,132,447,308.84
Total, Federal Bureau of Investigation										
						----- 5,070,360,005.91	-----	10,420,329,091.00	-47,259,901.17	10,132,447,308.84

Footnotes at End of Chapter

Appropriations, Outlays, and Balances - Continued

Appropriation or Fund Account Title	Account Symbol				Balances, Beginning of Fiscal Year	Appropriations and Other Obligational Authority ¹	Transfers Borrowings and Investment (Net) ²	Outlays (Net)	Balances Withdrawn and Other Transactions ³	Balances, End of Fiscal Year		
	Period of Availability	ATA	AID	MAIN							SUB	
Drug Enforcement Administration												
General Fund Accounts												
Salaries and Expenses, Drug Enforcement Administration, Justice Fund Resources:												
Undisbursed Funds	2021-2022		015	1100	000	-----	15,417,059.00	-----	-602,576.51	-----	16,019,635.51	
	2021					-----	2,335,764,000.00	-15,679,296.85	1,833,384,715.31	-----	486,699,987.84	
	2020-2021					-----	16,765,620.68	224,586.00	11,671,808.67	-----	5,318,398.01	
	2020					-----	475,656,344.69	8,008,032.13	392,152,589.39	-----	91,511,787.43	
	2019-2020					-----	3,396,074.79	-----	3,235,034.23	-----	161,040.56	
	2019					-----	96,955,401.23	-41,847,185.00	25,758,361.45	-----	29,349,854.78	
	2018-2019					-----	639,635.23	-----	509,868.44	-----	129,766.79	
	2018					-----	28,150,761.69	-8,760,218.00	4,909,382.88	-----	14,481,160.81	
	2017-2018					-----	486,527.10	-----	486,503.54	-----	23.56	
	2017					-----	3,566,642.44	-2,029,927.00	246,427.97	-----	1,290,287.47	
	2016-2017					-----	336,849.76	-----	336,849.76	-----	-----	
	2016					-----	2,306,596.43	-1,856,318.00	329,673.14	120,605.29	-----	
	2015-2016					-----	299,843.83	-----	299,843.83	-----	-----	
	No Year					-----	253,139,773.01	10,623,250.00	61,565,705.00	-----	185,605,045.91	
Funds Held Outside the Treasury	2021					-----	-----	15,679,296.85	-----	-----	15,679,296.85	
	2020					-----	15,080,089.13	-15,080,089.13	-----	-----	-----	
	Subtotal		015	1100	000	-----	896,780,160.01	2,361,804,309.00	224,586.00	2,412,442,164.20	120,605.29	846,246,285.52
Construction, Drug Enforcement Administration, Justice Fund Resources:												
Undisbursed Funds	No Year		015	1101	000	-----	50,499,000.00	-----	-----	-----	50,499,000.00	
Special Fund Accounts												
Diversion Control Fee Account, Justice Fund Resources:												
Undisbursed Funds	No Year		015	5131	000	-----	145,652,728.08	549,083,781.31	-----	526,642,220.40	-----	168,094,288.99
Total, Drug Enforcement Administration						-----	1,042,432,888.09	2,961,387,090.31	224,586.00	2,939,084,384.60	120,605.29	1,064,839,574.51
Bureau of Alcohol, Tobacco, Firearms, and Explosives												
General Fund Accounts												
Salaries and Expenses, Bureau of Alcohol, Tobacco, Firearms and Explosives, Justice Fund Resources:												
Undisbursed Funds	2021-2022		015	0700	000	-----	316,340.00	-----	28,144.07	-----	288,195.93	
	2021					-----	1,483,887,000.00	-8,278,801.47	1,194,456,019.49	-----	281,152,179.04	
	2020-2021					-----	390,920.52	-112,678.00	225,247.76	-----	52,994.76	
	2020					-----	232,806,497.10	3,184,801.47	206,935,608.86	-----	29,055,689.71	
	2019-2020					-----	77,352.38	-----	6,843.74	-----	70,508.64	
	2019					-----	30,512,132.98	-3,400,000.00	12,007,111.39	-----	15,105,021.59	
	2018-2019					-----	58,294.45	-----	18,336.13	-----	39,958.32	
	2018					-----	10,941,087.95	-2,500,000.00	6,263,200.74	-----	2,177,887.21	
	2017-2018					-----	19,285.49	-----	-----	-----	19,285.49	

Footnotes at End of Chapter

Appropriations, Outlays, and Balances - Continued

Appropriation or Fund Account Title	Account Symbol				Balances, Beginning of Fiscal Year	Appropriations and Other Obligational Authority ¹	Transfers Borrowings and Investment (Net) ²	Outlays (Net)	Balances Withdrawn and Other Transactions ³	Balances, End of Fiscal Year	
	Period of Availability	ATA	AID	MAIN							SUB
	2017				2,350,193.40	-----	-2,000,000.00	-3,113,383.83	-----	3,463,577.23	
	2016-2017				35,832.37	-----	-----	-----	-----	35,832.37	
	2016				2,986,062.22	-----	-1,738,360.89	-22,551.34	1,270,252.67	-----	
	2015-2016				15,616.21	-----	-10,616.21	-----	5,000.00	-----	
	No Year				164,383,183.74	-----	-896,198.00	16,116,388.56	-----	147,370,597.18	
Funds Held Outside the Treasury	2021				-----	-----	8,278,801.47	-----	-----	8,278,801.47	
	2020				8,184,801.47	-----	-8,184,801.47	-----	-----	-----	
	Subtotal		015	0700	000	452,761,260.28	1,484,203,340.00	-15,657,853.10	1,432,920,965.57	1,275,252.67	487,110,528.94
Total, Bureau of Alcohol, Tobacco, Firearms, and Explosives					452,761,260.28	1,484,203,340.00	-15,657,853.10	1,432,920,965.57	1,275,252.67	487,110,528.94	
Federal Prison System											
General Fund Accounts											
Buildings and Facilities, Federal Prison System, Justice Fund Resources:											
Undisbursed Funds	No Year		015	1003	000	1,051,420,104.14	139,700,000.00	-----	125,357,152.77	-----	1,065,762,951.37
Salaries and Expenses, Federal Prison System, Justice Fund Resources:											
Undisbursed Funds	2021-2022		015	1060	000	-----	300,000,000.00	-----	227,509,885.51	-----	72,490,114.49
	2021					-----	7,521,675,000.00	-446,450.00	6,487,807,061.46	-----	1,033,421,488.54
	2020					926,004,912.52	-----	-49,556,300.00	683,936,312.82	-----	192,512,299.70
	2019					139,866,177.67	-----	-----	54,948,778.72	-----	84,917,398.95
	2018-2019					4,087.86	-----	-----	-----	-----	4,087.86
	2018					212,054,670.36	-----	-----	5,124,355.45	-----	206,930,314.91
	2017					90,779,933.36	-----	-----	1,310,200.36	-----	89,469,733.00
	2016-2017					358,872.58	-----	-----	-----	-----	358,872.58
	2016					31,768,194.40	-----	-32,384,003.55	-715,809.15	100,000.00	-----
	No Year					702,759.39	70,000,000.00	50,000,000.00	49,975,442.95	-----	70,727,316.44
Transfer To:											
Health Resources and Services Administration, Health and Human Services	2021	075	015	1060	003	-----	104,000,000.00	-----	92,165,397.44	-----	11,834,602.56
	2020					9,784,344.91	-----	-----	8,873,873.61	-----	910,471.30
	2019					3,147,595.61	-----	-----	28,035.42	-----	3,119,560.19
	2018					1,232,184.67	-----	-----	-----	-----	1,232,184.67
	2017					1,357,037.31	-----	-----	-----	-----	1,357,037.31
	2016					1,370,885.60	-----	-1,370,885.60	-----	-----	-----
Funds Held Outside the Treasury	2021		015	1060	000	-----	-----	446,450.00	-----	-----	446,450.00
	2020					443,700.00	-----	-443,700.00	-----	-----	-----
	Subtotal		015	1060	000	1,418,875,356.24	7,995,675,000.00	-33,754,889.15	7,610,963,534.59	100,000.00	1,769,731,932.50
Intragovernmental Funds											
Prison Industries Fund, Justice Fund Resources:											
Undisbursed Funds	No Year		015	4500	000	13,304,968.98	-----	9,087,006.99	-7,252,440.61	-----	29,644,416.58
Unrealized Discount on Investments						-2,225,438.01	-----	546,714.53	-----	-----	-1,678,723.48
Investments in US Treasury Securities						286,568,591.36	-----	-9,633,721.52	-----	-----	276,934,869.84

Footnotes at End of Chapter

Appropriations, Outlays, and Balances - Continued

Appropriation or Fund Account Title	Account Symbol				Balances, Beginning of Fiscal Year	Appropriations and Other Obligational Authority ¹	Transfers Borrowings and Investment (Net) ²	Outlays (Net)	Balances Withdrawn and Other Transactions ³	Balances, End of Fiscal Year
	Period of Availability	ATA	AID	MAIN SUB						
Trust Fund Accounts										
Subtotal			015 4500	000	297,648,122.33	-----	-----	-7,252,440.61	-----	304,900,562.94
Commissary Funds, Federal Prisons, Justice Fund Resources:										
Undisbursed Funds	No Year		015 8408	000	78,467,079.46	-----	-----	-58,731,512.05	-----	137,198,591.51
Total, Federal Prison System					2,846,410,662.17	8,135,375,000.00	-33,754,889.15	7,670,336,734.70	100,000.00	3,277,594,038.32
Office of Justice Programs										
General Fund Accounts										
Weed and Seed Program Fund, Justice Fund Resources:										
Undisbursed Funds	No Year		015 0334	000	3,153.04	-9,548.34	-----	-6,884.74	-----	489.44
Research, Evaluation, and Statistics, Office of Justice Programs, Justice Fund Resources:										
Undisbursed Funds	2020		015 0401	000	1,000,000.00	-----	-----	56,198.80	-----	943,801.20
	2018				50,000.00	-----	-----	-----	-----	50,000.00
	No Year				363,070,236.55	164,546,152.98	-----	177,549,393.70	-----	350,066,995.83
	Subtotal		015 0401	000	364,120,236.55	164,546,152.98	-----	177,605,592.50	-----	351,060,797.03
Public Safety Officers Benefits, Office of Justice Programs, Justice Fund Resources:										
Undisbursed Funds	No Year		015 0403	000	59,197,528.03	137,376,684.34	-----	85,063,353.16	-----	111,510,859.21
State and Local Law Enforcement Assistance, Office of Justice Programs, Justice Fund Resources:										
Undisbursed Funds	2021-2022		015 0404	000	-----	1,100,000.00	-----	-----	-----	1,100,000.00
	2018				312,665.66	-----	-----	312,665.66	-----	-----
	No Year				4,328,495,706.03	1,755,666,774.23	-879,982.00	1,266,180,137.94	-----	4,817,102,360.32
Transfer To:										
State and Local Law Enforcement Assistance, Office of Justice Programs, Office of Justice Programs, Justice	No Year	014	015 0404	000	-----	-----	879,982.00	879,982.00	-----	-----
	Subtotal		015 0404	000	4,328,808,371.69	1,756,766,774.23	-----	1,267,372,785.60	-----	4,818,202,360.32
Juvenile Justice Programs, Office of Justice Programs, Justice Fund Resources:										
Undisbursed Funds	No Year		015 0405	000	611,359,496.79	336,431,341.22	-----	233,664,588.83	-----	714,126,249.18
Community Oriented Policing Services, Office of Justice Programs, Justice Fund Resources:										
Undisbursed Funds	No Year		015 0406	000	796,581,926.06	330,643,000.00	-----	178,117,389.45	-----	949,107,536.61
Violence Against Women Prevention and Prosecution Programs, Office of Justice Programs, Justice Fund Resources:										
Undisbursed Funds	No Year		015 0409	000	1,211,669,316.09	511,000,000.00	-3,910,001.00	408,807,325.41	-----	1,309,951,989.68
Salaries and Expenses, Office of Justice Programs, Justice Fund Resources:										
Undisbursed Funds	No Year		015 0420	000	277,720.09	-----	-----	-----	⁵ 277,720.09	-----

Footnotes at End of Chapter

Appropriations, Outlays, and Balances - Continued

Appropriation or Fund Account Title	Account Symbol				Balances, Beginning of Fiscal Year	Appropriations and Other Obligational Authority ¹	Transfers Borrowings and Investment (Net) ²	Outlays (Net)	Balances Withdrawn and Other Transactions ³	Balances, End of Fiscal Year	
	Period of Availability	ATA	AID	MAIN							SUB
Special Fund Accounts											
Crime Victims Fund, Justice Fund Resources: Undisbursed Funds	No Year		015	5041	000	11,595,923,262.06	312,329,902.78	-----	2,570,017,925.22	-----	9,338,235,239.62
Transfer To: Administration for Children and Families, Health and Human Services	No Year	075	015	5041	016	46,894,386.81	17,000,000.00	-----	15,597,122.41	-----	48,297,264.40
			015	5041	000	11,642,817,648.87	329,329,902.78	-----	2,585,615,047.63	-----	9,386,532,504.02
Domestic Trafficking Victims' Fund, Office of Justice Programs, Justice Fund Resources: Undisbursed Funds	No Year		015	5606	000	15,757,115.35	1,307,562.03	5,000,000.00	4,201,978.35	-----	17,862,699.03
Trust Fund Accounts											
Gifts, Crime Victims Fund, Office of Justice Programs, Justice Fund Resources: Undisbursed Funds	No Year		015	8306	000	25,710.80	100.00	-----	-----	-----	25,810.80
Total, Office of Justice Programs						19,030,618,223.36	3,567,391,969.24	1,089,999.00	4,940,441,176.19	277,720.09	17,658,381,295.32
Deductions for Offsetting Receipts											
Proprietary Receipts from the Public						-----	-588,654,057.58	-----	-588,654,057.58	-----	-----
Intrabudgetary Receipts Deducted by Agency						-----	123,186,511.06	-----	123,186,511.06	-----	-----
Offsetting Governmental Receipts						-----	-918,043,933.32	-----	-918,043,933.32	-----	-----
Total, Offsetting Receipts						-----	-1,383,511,479.84	-----	-1,383,511,479.84	-----	-----
Total, Department of Justice						36,446,475,288.12	37,620,673,018.93	-9,457,503.37	39,261,464,023.56	191,027,650.09	34,605,199,130.03

Footnotes at End of Chapter

Footnotes

- 1 The amounts in this column, unless otherwise footnoted, represent appropriations, increases and rescissions in borrowing authority or new contract authority. Appropriation accounts with appropriation transfer activity are presented in Table 1 (Appropriations and Appropriation Transfers) at the end of this chapter.
- 2 The amounts in this column, unless otherwise footnoted, represent transfers - other than appropriation transfers, borrowings (gross), investments (net), unrealized discounts or funds held outside the Treasury.
- 3 The amounts in this column, unless otherwise footnoted, represent obligated balances canceled for fiscal year 2016 pursuant to 31 U.S.C. 1553 and adjustments to borrowing and contract authority.
- 4 Subject to disposition by the administrative agency.
- 5 Represents capital transfer to miscellaneous receipts.
- 6 Includes \$4,242.00 which represents payment for obligations of a closed account.

Appropriations, Outlays, and Balances - Continued

Footnotes

Table 1 - Appropriations and Appropriation Transfers - Department of Justice

AID	ATA	Period of Availability	MAIN	Net Appropriations and Appropriation Transfers	Appropriation Amount	Net Appropriation Transfers	AID Involved	ATA Involved	Period of Availability Involved	MAIN Involved	Amount From or To (-)
015		X	0200	116,276,728.00	0.00	116,276,728.00	011		X	5512	4,272,948.00
							015		21	0200	112,003,780.00
015		21	0200	9,636,682,220.00	9,748,686,000.00	-112,003,780.00	015		X	0200	-112,003,780.00
015		2122	0200	181,270,143.00	179,000,000.00	2,270,143.00	011		2122	1070	2,270,143.00
015		2122	0322	1,040,626.00	0.00	1,040,626.00	011		2122	1070	1,040,626.00
015		21	0324	1,483,460,000.00	1,496,000,000.00	-12,540,000.00	015		X	1020	-12,540,000.00
015		2122	0324	1,147,569.00	0.00	1,147,569.00	011		2122	1070	1,147,569.00
015		X	0328	10,000,000.00	0.00	10,000,000.00	015		X	5041	10,000,000.00
015		21	0328	107,265,000.00	110,565,000.00	-3,300,000.00	015		2122	0328	-3,300,000.00
015		2122	0328	3,300,000.00	0.00	3,300,000.00	015		21	0328	3,300,000.00
015		21	0339	734,000,000.00	730,000,000.00	4,000,000.00	070		X	5088	4,000,000.00
015		X	0401	169,610,000.00	82,000,000.00	87,610,000.00	015		X	0404	38,190,000.00
							015		X	0405	6,920,000.00
							015		X	0406	40,000,000.00
							015		X	0409	2,500,000.00
015		X	0404	1,874,667,000.00	1,914,000,000.00	-39,333,000.00	013		X	0500	-1,500,000.00
							015		X	0401	-38,190,000.00
							015		X	0406	357,000.00
015		X	0405	339,080,000.00	346,000,000.00	-6,920,000.00	015		X	0401	-6,920,000.00
015		X	0406	345,643,000.00	386,000,000.00	-40,357,000.00	015		X	0401	-40,000,000.00
							015		X	0404	-357,000.00
015		X	0409	511,000,000.00	78,500,000.00	432,500,000.00	015		X	0401	-2,500,000.00
							015		X	5041	435,000,000.00
015		2122	0700	316,340.00	0.00	316,340.00	011		2122	1070	316,340.00
015		X	1003	139,700,000.00	127,000,000.00	12,700,000.00	015		21	1060	12,700,000.00
015		X	1020	2,184,149,000.00	2,171,609,000.00	12,540,000.00	015		21	0324	12,540,000.00
015		X	1060	70,000,000.00	0.00	70,000,000.00	015		21	1060	70,000,000.00
015		21	1060	7,521,675,000.00	7,708,375,000.00	-186,700,000.00	015		X	1003	-12,700,000.00
							015		X	1060	-70,000,000.00
							015	075	21	1060	-104,000,000.00
015		X	1100	10,623,250.00	0.00	10,623,250.00	011		X	5512	10,623,250.00
015		21	1100	2,335,764,000.00	2,336,263,000.00	-499,000.00	015		X	1101	-499,000.00
015		2122	1100	15,417,059.00	0.00	15,417,059.00	011		2122	1070	15,417,059.00

Footnotes

Table 1 - Appropriations and Appropriation Transfers - Department of Justice

AID	ATA	Period of Availability	MAIN	Net Appropriations and Appropriation Transfers	Appropriation Amount	Net Appropriation Transfers	AID Involved	ATA Involved	Period of Availability Involved	MAIN Involved	Amount From or To (-)
015		X	1101	50,499,000.00	50,000,000.00	499,000.00	015		21	1100	499,000.00
015		X	5041	-462,000,000.00	0.00	-462,000,000.00	015		X	0328	-10,000,000.00
							015		X	0409	-435,000,000.00
							015	075	X	5041	-17,000,000.00
015	075	21	1060	104,000,000.00	0.00	104,000,000.00	015		21	1060	104,000,000.00
015	075	X	5041	17,000,000.00	0.00	17,000,000.00	015		X	5041	17,000,000.00
Total				27,501,585,935.00	27,463,998,000.00	37,587,935.00					37,587,935.00

This Page Left Blank Intentionally

Appropriations, Outlays, and Balances - Continued

Appropriation or Fund Account Title	Account Symbol				Balances, Beginning of Fiscal Year	Appropriations and Other Obligational Authority ¹	Transfers Borrowings and Investment (Net) ²	Outlays (Net)	Balances Withdrawn and Other Transactions ³	Balances, End of Fiscal Year
	Period of Availability	ATA	AID	MAIN SUB						
<p>Department of Labor Employment and Training Administration General Fund Accounts</p>										
Short Time Compensation Programs, Employment and Training Administration, Labor Fund Resources: Undisbursed Funds	No Year		016	0168 000	420,314,236.86	650,604,570.00	-----	688,701,559.59	-----	382,217,247.27
Program Administration, Employment and Training Administration, Labor Fund Resources: Undisbursed Funds	2021-2022		016	0172 000	-----	1,810,000.00	-----	-155,110.55	-----	1,965,110.55
	2020-2022				3,793,440.34	-----	-----	2,204,843.88	-----	1,588,596.46
	2021				-----	109,674,000.00	-----	97,582,317.47	-----	12,091,682.53
	2020-2021				89,102.80	-----	5,851,000.00	49,040.95	-----	5,891,061.85
	2020				6,197,023.98	-----	-----	5,335,884.30	-----	861,139.68
	2019-2020				3,027,243.01	-----	-----	-2,148.33	-----	3,029,391.34
	2019				1,640,239.53	-----	-----	630,924.61	-----	1,009,314.92
	2018-2019				3,035,652.15	-----	-----	1,423,856.98	-----	1,611,795.17
	2018				360,710.77	-----	-----	155,164.11	-----	205,546.66
	2017-2018				91,600.93	-----	-----	-----	-----	91,600.93
	2017				1,460,832.39	-----	-----	57,142.87	-----	1,403,689.52
	2016-2017				34,669.79	-----	-----	-----	-----	34,669.79
	2016				1,811,761.60	-----	-----	120,198.15	1,691,563.45	-----
	2015-2016				11,112.83	-----	-----	-----	11,112.83	-----
	No Year				-----	8,000,000.00	-----	68,471.78	-----	7,931,528.22
	Subtotal		016	0172 000	21,553,390.12	119,484,000.00	5,851,000.00	107,470,586.22	1,702,676.28	37,715,127.62
Training and Employment Services, Employment and Training Administration, Labor Fund Resources: Undisbursed Funds	2021-2022		016	0174 000	-----	1,871,967,916.00	-----	54,379,323.45	-----	1,817,588,592.55
	2020-2022				336,603,335.36	-----	-----	95,283,493.65	-----	241,319,841.71
	2021				-----	1,770,406,000.00	-----	705,526,965.52	-----	1,064,879,034.48
	2020-2021				1,776,921,507.38	-----	-4,388,173.00	813,725,822.31	-----	958,807,512.07
	2020				982,939,827.13	-----	-----	622,436,792.08	-----	360,503,035.05
	2019-2020				827,939,053.90	-----	-----	443,923,341.86	-----	384,015,712.04
	2019				286,569,005.97	-----	-----	243,647,937.79	-----	42,921,068.18
	2018-2019				346,540,792.69	-----	-----	163,646,587.73	-----	182,894,204.96
	2018				75,752,123.78	-----	-----	31,975,139.93	-----	43,776,983.85
	2017-2018				91,899,977.59	-----	-----	51,479,932.54	-----	40,420,045.05
	2017				20,791,857.53	-----	-----	-41,470.15	-----	20,833,327.68
	2016-2017				30,461,507.64	-----	-----	8,347,481.21	-----	22,114,026.43
	2016				29,600,618.66	-----	-----	76,153.30	29,524,465.36	-----
	2015-2016				18,158,203.65	-----	-----	59,602.06	18,098,601.59	-----
	No Year				74,746.00	-----	-----	74,746.00	-----	-----
Transfer To:										

Footnotes at End of Chapter

Appropriations, Outlays, and Balances - Continued

Appropriation or Fund Account Title	Account Symbol					Balances, Beginning of Fiscal Year	Appropriations and Other Obligational Authority ¹	Transfers Borrowings and Investment (Net) ²	Outlays (Net)	Balances Withdrawn and Other Transactions ³	Balances, End of Fiscal Year
	Period of Availability	ATA	AID	MAIN	SUB						
Bureau of Indian Affairs	2021-2022	014	016	0174	020	-----	18,057,084.00	-----	13,623,363.00	-----	4,433,721.00
	2020-2021					1,079,261.00	-----	3,295,173.00	4,374,434.00	-----	-----
	Subtotal		016	0174	000	4,825,331,818.28	3,660,431,000.00	-1,093,000.00	3,252,539,646.28	47,623,066.95	5,184,507,105.05
Community Service Employment for Older Americans, Employment and Training Administration, Labor Fund Resources: Undisbursed Funds	2021-2022		016	0175	000	-----	404,365,000.00	-----	59,570,208.12	-----	344,794,791.88
	2020-2021					341,150,414.90	-----	-2,124,000.00	323,334,191.34	-----	15,692,223.56
	2018-2021					-----	-----	8,953,327.00	3,806,650.34	-----	5,146,676.66
	2019-2020					9,905,742.47	-----	-----	145,132.67	-----	9,760,609.80
	2017-2020					8,868,407.39	-----	-----	3,058,359.92	-----	5,810,047.47
	2018-2019					10,372,831.76	-----	-8,953,327.00	-46,888.75	-----	1,466,393.51
	2016-2019					641,944.25	-----	-----	-----	-----	641,944.25
	2017-2018					1,082,513.49	-----	-----	239,398.37	-----	843,115.12
	2015-2018					1,036,006.45	-----	-----	331,965.06	-----	704,041.39
	2016-2017					214,561.82	-----	-----	-----	-----	214,561.82
	2014-2017					240,337.91	-----	-----	-----	-----	240,337.91
	2015-2016					1,134,421.87	-----	-----	-----	1,134,421.87	-----
	2013-2016					195,244.84	-----	-----	-----	195,244.84	-----
	Subtotal		016	0175	000	374,842,427.15	404,365,000.00	-2,124,000.00	390,439,017.07	1,329,666.71	385,314,743.37
Payments to the Unemployment Trust Fund, Employment and Training Administration, Labor Fund Resources: Undisbursed Funds	No Year		016	0178	000	-----	180,924,352,600.00	-----	180,924,352,600.00	-----	-----
State Unemployment Insurance and Employment Service Operations, Employment and Training Administration, Labor Fund Resources: Undisbursed Funds	2021-2022		016	0179	000	-----	84,066,000.00	-----	-249,620,835.82	-----	333,686,835.82
	2021					-----	-----	-----	-1,048,907.11	-----	1,048,907.11
	2020-2021					99,630,993.59	-----	-3,000,000.00	-88,005,152.43	-----	184,636,146.02
	2020					3,716,600.24	-----	-----	234,697.91	-----	3,481,902.33
	2019-2020					253,528,465.32	-----	-----	198,582,639.97	-----	54,945,825.35
	2019					3,411,673.76	-----	-----	2,806,899.25	-----	604,774.51
	2018-2019					28,996,737.57	-----	-----	22,853,271.45	-----	6,143,466.12
	2018					2,422,566.45	-----	-----	775,919.82	-----	1,646,646.63
	2017-2018					9,264,631.90	-----	-----	8,739,290.34	-----	525,341.56
	2017					1,217,261.05	-----	-----	1,121,466.14	-----	95,794.91
	2016-2017					1,528,778.14	-----	-----	-146,443.02	-----	1,675,221.16
	2016					790,591.38	-----	-----	790,591.38	-----	-----
	2015-2016					5,088,397.76	-----	-----	5,088,397.76	-----	-----
	No Year					482,276,290.95	1,994,122,343.00	-938,899.41	5,229,012.56	-----	2,470,230,721.98
	Subtotal		016	0179	000	891,872,988.11	2,078,188,343.00	-3,938,899.41	-92,599,151.80	-----	3,058,721,583.50

Footnotes at End of Chapter

Appropriations, Outlays, and Balances - Continued

Appropriation or Fund Account Title	Account Symbol				Balances, Beginning of Fiscal Year	Appropriations and Other Obligational Authority ¹	Transfers Borrowings and Investment (Net) ²	Outlays (Net)	Balances Withdrawn and Other Transactions ³	Balances, End of Fiscal Year
	Period of Availability	ATA	AID	MAIN SUB						
Office of Job Corps, Employment and Training Administration, Labor Fund Resources: Undisbursed Funds	2021-2024		016	0181 000	-----	111,177,021.00	-----	510,831.24	-----	110,666,189.76
	2020-2023				108,000,000.00	-----	-3,701,265.00	6,674,671.57	-----	97,624,063.43
	2021-2022				-----	1,547,641,003.00	-----	61,553,520.57	-----	1,486,087,482.43
	2019-2022				73,642,638.42	-----	-----	26,236,991.72	-----	47,405,646.70
	2021				-----	32,330,000.00	-----	28,934,526.57	-----	3,395,473.43
	2020-2021				1,485,198,529.31	-----	-90,982,379.00	1,057,063,937.61	-----	337,152,212.70
	2018-2021				66,898,353.84	-----	-----	22,147,317.60	-----	44,751,036.24
	2020				1,248,412.75	-----	-----	1,012,717.36	-----	235,695.39
	2019-2020				390,145,339.46	-----	-524,773.00	218,351,370.45	-----	171,269,196.01
	2017-2020				12,556,179.18	-----	-----	8,752,803.73	-----	3,803,375.45
	2019				632,960.77	-----	-----	302,782.32	-----	330,178.45
	2018-2019				92,637,529.44	-----	-----	13,418,471.88	-----	79,219,057.56
	2016-2019				37,863,680.31	-----	-----	880,360.00	-----	36,983,320.31
	2018				832,670.37	-----	-----	121,043.61	-----	711,626.76
	2017-2018				67,720,374.65	-----	-----	586,077.66	-----	67,134,296.99
	2015-2018				6,571,776.33	-----	-----	1,090,618.16	-----	5,481,158.17
	2017				447,318.44	-----	-----	462.18	-----	446,856.26
	2016-2017				45,015,106.32	-----	-----	536,694.18	-----	44,478,412.14
	2014-2017				7,616,504.32	-----	-----	157,552.00	-----	7,458,952.32
	2016				588,062.56	-----	-----	-----	588,062.56	-----
	2015-2016				30,784,096.25	-----	3,284,648.80	-413,952.40	34,482,697.45	-----
	2013-2016				7,359,560.18	-----	11,353.04	163,992.28	7,206,920.94	-----
	2009-2010				-177,855.60	-----	-----	-----	-----	⁴ -177,855.60
	No Year				2,244,008.25	-----	-----	-1,099,195.19	-----	3,343,203.44
Transfer To: Department of Agriculture	2021-2024	012	016	0181 000	-----	1,822,979.00	-----	-----	-----	1,822,979.00
	2020-2023				-----	-----	3,701,265.00	1,385,681.71	-----	2,315,583.29
	2021-2022				-----	55,683,997.00	-----	20,726,520.38	-----	34,957,476.62
	2019-2022				2,428,490.91	-----	-----	1,648,831.72	-----	779,659.19
	2020-2021				30,603,028.17	-----	89,942,379.00	106,412,984.50	-----	14,132,422.67
	2018-2021				1,390,925.35	-----	-----	873,290.10	-----	517,635.25
	2019-2020				15,046,478.46	-----	-600,000.00	8,641,770.82	-----	5,804,707.64
	2017-2020				79,247.08	-----	-----	41,355.00	-----	37,892.08
	2018-2019				3,294,206.90	-----	-----	101,048.41	-----	3,193,158.49
	2016-2019				26,193.26	-----	-----	1,419.24	-----	24,774.02
	2017-2018				2,364,994.04	-----	-----	158,384.79	-----	2,206,609.25
	2015-2018				56,006.49	-----	-----	-----	-----	56,006.49
	2016-2017				2,936,728.75	-----	-----	-11,489.90	-----	2,948,218.65
	2014-2017				10,324.36	-----	-----	-----	-----	10,324.36
	2015-2016				3,284,648.80	-----	-3,284,648.80	-----	-----	-----

Footnotes at End of Chapter

Appropriations, Outlays, and Balances - Continued

Appropriation or Fund Account Title	Account Symbol				Balances, Beginning of Fiscal Year	Appropriations and Other Obligational Authority ¹	Transfers Borrowings and Investment (Net) ²	Outlays (Net)	Balances Withdrawn and Other Transactions ³	Balances, End of Fiscal Year	
	Period of Availability	ATA	AID	MAIN							SUB
	2013-2016				11,353.04	-----	-11,353.04	-----	-----	-----	
Subtotal			016	0181	000	2,499,357,871.16	1,748,655,000.00	-2,164,773.00	1,586,963,391.87	42,277,680.95	2,616,607,025.34
Office of Job Corps - Recovery Act, Departmental Management, Labor Fund Resources:											
Undisbursed Funds	2009-2010		016	0182	000	37,375,808.15	-----	3,092,312.24	-----	⁵ 34,283,495.91	
Training and Employment Services - Recovery Act, Employment and Training Administration, Labor Fund Resources:											
Undisbursed Funds	No Year		016	0184	000	23,514,813.13	-----	1,896,607.52	-----	21,618,205.61	
Federal Unemployment Benefits and Allowances, Employment and Training Administration, Labor Fund Resources:											
Undisbursed Funds	2021		016	0326	000	-----	597,484,800.00	-----	51,865,393.64	-----	545,619,406.36
	2020					531,180,424.16	-----	-----	13,841,230.24	-----	517,339,193.92
	2019					573,189,111.01	-----	-----	134,324,513.44	-----	438,864,597.57
	2018					369,980,450.63	-----	-----	14,300,716.09	-----	355,679,734.54
	2017					325,505,402.39	-----	-----	-1,176.98	-----	325,506,579.37
	2016					190,927,666.64	-----	-----	-4,869.00	190,932,535.64	-----
Subtotal			016	0326	000	1,990,783,054.83	597,484,800.00	-----	214,325,807.43	190,932,535.64	2,183,009,511.76
Advances to the Unemployment Trust Fund and Other Funds, Employment and Training Administration, Labor Fund Resources:											
Undisbursed Funds	2020-2021		016	0327	000	-----	19,000,000,000.00	-----	-----	-----	19,000,000,000.00
Federal Additional Unemployment Compensation Program - Recovery Act, Employment and Training Administration, Labor Fund Resources:											
Undisbursed Funds	No Year		016	1800	000	17,106,790.19	-----	-----	-----	-----	17,106,790.19
Federal Unemployment Compensation Program, Employment and Training Administration, Labor Fund Resources:											
Undisbursed Funds	No Year		016	1801	000	4,267,383,500.51	187,292,630,967.40	-----	162,696,996,999.46	-----	28,863,017,468.45
Special Fund Accounts											
Salaries and Expenses, H-1B Funded, State Unemployment Insurance and Employment Operations, Employment and Training Administration, Labor Fund Resources:											
Undisbursed Funds	2017-2018		016	5142	000	127,618.08	-----	-----	-----	-----	127,618.08
	2016-2017					746,379.43	-----	-----	-----	-----	746,379.43
	No Year					17,055,973.14	27,810,620.50	-----	16,072,685.95	⁶ 7,500,000.00	21,293,907.69
Subtotal			016	5142	000	17,929,970.65	27,810,620.50	-----	16,072,685.95	7,500,000.00	22,167,905.20
Salaries and Expenses, H-1B Funded, Training and Employment Services, Employment and Training Administration, Labor Fund Resources:											
Undisbursed Funds	No Year		016	5152	000	677,902,365.50	278,106,208.00	-----	106,065,966.52	⁶ 360,000,000.00	489,942,606.98
Trust Fund Accounts											
Unemployment Trust Fund - Treasury Managed, Labor Fund Resources:											
Undisbursed Funds	No Year		016	8042	000	-314,613,545.37	⁷ 235,615,354,592.55	-2,620,487,038.77	⁷ 231,058,488,541.93	-----	1,621,765,466.48

Footnotes at End of Chapter

Appropriations, Outlays, and Balances - Continued

Appropriation or Fund Account Title	Account Symbol				Balances, Beginning of Fiscal Year	Appropriations and Other Obligational Authority ¹	Transfers Borrowings and Investment (Net) ²	Outlays (Net)	Balances Withdrawn and Other Transactions ³	Balances, End of Fiscal Year
	Period of Availability	ATA	AID	MAIN SUB						
Investments in US Treasury Securities					50,514,526,000.00	-----	2,620,509,000.00	-----	-----	53,135,035,000.00
Subtotal			016 8042	000	50,199,912,454.63	235,615,354,592.55	21,961.23	231,058,488,541.93	-----	54,756,800,466.48
Total, Employment and Training Administration					66,265,181,489.27	632,397,467,701.45	-3,447,711.18	580,954,806,570.28	651,365,626.53	117,053,029,282.73
Employee Benefits Security Administration										
General Fund Accounts										
Salaries and Expenses, Employee Benefits Security Administration, Labor Fund Resources:										
Undisbursed Funds	2020-2022		016 1700	000	585,663.05	-----	-----	577,804.24	-----	7,858.81
	2021				-----	181,000,000.00	-----	161,131,510.71	-----	19,868,489.29
	2020-2021				2,537,560.15	-----	-----	545,828.22	-----	1,991,731.93
	2020				22,310,720.72	-----	-----	21,641,718.25	-----	669,002.47
	2019				2,611,082.43	-----	-----	1,765,179.56	-----	845,902.87
	2018-2019				1,250,837.71	-----	-----	163,303.71	-----	1,087,534.00
	2018				1,047,201.66	-----	-----	197,173.93	-----	850,027.73
	2017				1,740,741.42	-----	-----	181,758.19	-----	1,558,983.23
	2016				990,591.57	-----	-----	-79,796.40	1,070,387.97	-----
	No Year				-----	10,000,000.00	-----	4,807,238.90	-----	5,192,761.10
Subtotal			016 1700	000	33,074,398.71	191,000,000.00	-----	190,931,719.31	1,070,387.97	32,072,291.43
Total, Employee Benefits Security Administration					33,074,398.71	191,000,000.00	-----	190,931,719.31	1,070,387.97	32,072,291.43
Pension Benefit Guaranty Corporation										
Public Enterprise Funds										
Pension Benefit Guaranty Corporation Fund, Pension Benefit Guaranty Corporation, Labor Fund Resources:										
Undisbursed Funds	2021-2030		016 4204	000	-----	4,254,521.94	-----	638,434.05	-----	3,616,087.89
	2017-2021				34,901,054.20	-----	-----	7,404,857.69	-----	27,496,196.51
	No Year				207,309,743.89	-----	-3,849,489,518.31	-3,653,285,074.44	-----	11,105,300.02
Unrealized Discount on Investments					-221,165,827.65	-----	-920,805,796.29	-----	-----	-1,141,971,623.94
Investments in US Treasury Securities					45,552,729,544.47	-----	4,770,295,314.60	-----	-----	50,323,024,859.07
Funds Held Outside the Treasury					5,000.00	-----	-----	-----	-----	5,000.00
Subtotal			016 4204	000	45,573,779,514.91	4,254,521.94	-----	-3,645,241,782.70	-----	49,223,275,819.55
Total, Pension Benefit Guaranty Corporation					45,573,779,514.91	4,254,521.94	-----	-3,645,241,782.70	-----	49,223,275,819.55
Office of Workers' Compensation Programs										
General Fund Accounts										
Salaries and Expenses, Office of Workers' Compensation Programs, Labor Fund Resources:										
Undisbursed Funds	2021-2023		016 0163	000	-----	30,265,074.00	-----	8,012,885.04	-----	22,252,188.96
	2021				-----	115,424,000.00	-----	103,210,509.88	-----	12,213,490.12
	2020				9,209,898.27	-----	-----	8,458,875.05	-----	751,023.22
	2019				842,055.19	-----	-----	89,979.39	-----	752,075.80
	2018				1,084,808.85	-----	-----	73,963.26	-----	1,010,845.59
	2017				1,077,476.04	-----	-----	24,542.68	-----	1,052,933.36

Footnotes at End of Chapter

Appropriations, Outlays, and Balances - Continued

Appropriation or Fund Account Title	Account Symbol				Balances, Beginning of Fiscal Year	Appropriations and Other Obligational Authority ¹	Transfers Borrowings and Investment (Net) ²	Outlays (Net)	Balances Withdrawn and Other Transactions ³	Balances, End of Fiscal Year	
	Period of Availability	ATA	AID	MAIN							SUB
	2016				1,114,005.81	-----	-----	21,076.45	1,092,929.36	-----	
	Subtotal		016	0163	000	13,328,244.16	145,689,074.00	-----	119,891,831.75	1,092,929.36	38,032,557.05
Special Benefits for Disabled Coal Miners, Office of Workers' Compensation Program, Labor Fund Resources:											
Undisbursed Funds	No Year		016	0169	000	18,576,481.15	54,686,710.00	-----	55,712,221.25	-----	17,550,969.90
Special Benefits, Office of Workers' Compensation Programs, Labor Fund Resources:											
Undisbursed Funds	No Year		016	1521	000	1,789,483,804.44	239,000,000.00	-----	266,344,675.16	-----	1,762,139,129.28
Energy Employees Occupational Illness Compensation Fund, Labor Fund Resources:											
Undisbursed Funds	No Year		016	1523	000	27,132,072.35	1,735,034,740.83	-----	1,726,323,206.58	-----	35,843,606.60
Administrative Expenses, Energy Employees Occupational Illness Compensation Fund, Office of Workers' Compensation Programs, Labor Fund Resources:											
Undisbursed Funds	No Year		016	1524	000	30,760,444.72	128,366,424.40	-----	129,878,241.56	-----	29,248,627.56
Special Fund Accounts											
Panama Canal Commission Compensation Fund, Labor Fund Resources:											
Undisbursed Funds	No Year		016	5155	000	288,801.09	48,654.29	3,735,818.02	3,810,006.03	-----	263,267.37
Investments in US Treasury Securities						21,996,277.07	-----	-3,735,818.02	-----	-----	18,260,459.05
	Subtotal		016	5155	000	22,285,078.16	48,654.29	-----	3,810,006.03	-----	18,523,726.42
Trust Fund Accounts											
Relief and Rehabilitation, Longshoremen's and Harbor Workers' Compensation Act, as Amended, Labor Fund Resources:											
Undisbursed Funds	No Year		016	8130	000	17,223,430.42	84,171,728.34	-----	94,600,383.84	-----	6,794,774.92
Investments in US Treasury Securities						45,000,000.00	-----	-----	-----	-----	45,000,000.00
	Subtotal		016	8130	000	62,223,430.42	84,171,728.34	-----	94,600,383.84	-----	51,794,774.92
Relief and Rehabilitation, Workmen's Compensation Act, within the District of Columbia, Labor Fund Resources:											
Undisbursed Funds	No Year		016	8134	000	1,880,813.04	4,920,823.99	1,100,000.00	5,891,924.53	-----	2,009,712.50
Investments in US Treasury Securities						2,000,000.00	-----	-1,100,000.00	-----	-----	900,000.00
	Subtotal		016	8134	000	3,880,813.04	4,920,823.99	-----	5,891,924.53	-----	2,909,712.50
Black Lung Disability Trust Fund - Treasury Managed, Labor Fund Resources:											
Undisbursed Funds	No Year		016	8144	000	359,461,755.89	123,640,073.30	-131,515,132.31	141,893,709.12	-----	209,692,987.76
Transfer To:											
Employment Standards Administration, Labor Authority to Borrow from the Treasury	No Year	016	016	8144	015	39,864,393.10	164,600,000.00	-----	149,238,694.82	-----	55,225,698.28
						-312,930,640.47	2,624,030,640.47	-2,311,100,000.00	-----	162,480,707.02	-162,480,707.02
	Subtotal		016	8144	000	86,395,508.52	2,912,270,713.77	-2,442,615,132.31	291,132,403.94	162,480,707.02	102,437,979.02
Total, Office of Workers' Compensation Programs						2,054,065,876.96	5,304,188,869.62	-2,442,615,132.31	2,693,584,894.64	163,573,636.38	2,058,481,083.25
Wage and Hour Division											

Footnotes at End of Chapter

Appropriations, Outlays, and Balances - Continued

Appropriation or Fund Account Title	Account Symbol				Balances, Beginning of Fiscal Year	Appropriations and Other Obligational Authority ¹	Transfers Borrowings and Investment (Net) ²	Outlays (Net)	Balances Withdrawn and Other Transactions ³	Balances, End of Fiscal Year	
	Period of Availability	ATA	AID	MAIN SUB							
General Fund Accounts											
Salaries and Expenses, Wage and Hour Division, Labor Fund Resources:											
Undisbursed Funds	2021-2023		016	0143	000	-----	21,274,584.00	-----	6,887,183.85	-----	14,387,400.15
	2020-2022					253,194.17	-----	-----	253,194.17	-----	-----
	2021					-----	246,000,000.00	-----	230,097,905.44	-----	15,902,094.56
	2020					16,744,536.57	-----	-----	15,525,343.13	-----	1,219,193.44
	2019					987,148.58	-----	-----	445,980.85	-----	541,167.73
	2018					801,182.87	-----	-----	150,148.50	-----	651,034.37
	2017					1,020,796.35	-----	-----	397.73	-----	1,020,398.62
	2016					2,497,078.98	-----	-----	-----	2,497,078.98	-----
	Subtotal		016	0143	000	22,303,937.52	267,274,584.00	-----	253,360,153.67	2,497,078.98	33,721,288.87
Special Fund Accounts											
H-1B and L Fraud Protection and Detection Account, Wage and Hour Division, Labor Fund Resources:											
Undisbursed Funds	No Year		016	5393	000	10,576,622.54	42,645,891.93	-----	39,235,951.97	-----	13,986,562.50
Total, Wage and Hour Division						32,880,560.06	309,920,475.93	-----	292,596,105.64	2,497,078.98	47,707,851.37
Office of Federal Contract Compliance Programs											
General Fund Accounts											
Salaries and Expenses, Office of Federal Contract and Compliance Programs, Labor Fund Resources:											
Undisbursed Funds	2021		016	0148	000	-----	105,976,000.00	-----	90,708,761.26	-----	15,267,238.74
	2020					14,172,251.48	-----	-----	13,771,101.73	-----	401,149.75
	2019					1,994,937.97	-----	-321,494.00	691,108.39	-----	982,335.58
	2018					1,958,012.01	-----	-----	467,213.48	-----	1,490,798.53
	2017					2,166,679.07	-----	-----	-3,206.10	-----	2,169,885.17
	2016					2,798,767.03	-----	-----	318,294.79	2,480,472.24	-----
	Subtotal		016	0148	000	23,090,647.56	105,976,000.00	-321,494.00	105,953,273.55	2,480,472.24	20,311,407.77
Total, Office of Federal Contract Compliance Programs						23,090,647.56	105,976,000.00	-321,494.00	105,953,273.55	2,480,472.24	20,311,407.77
Office of Labor Management Standards											
General Fund Accounts											
Salaries and Expenses, Office of Labor Management and Standards, Labor Fund Resources:											
Undisbursed Funds	2021		016	0150	000	-----	44,437,000.00	-----	41,952,042.21	-----	2,484,957.79
	2020					3,352,150.91	-----	-----	3,165,671.70	-----	186,479.21
	2019					298,205.46	-----	-----	157,970.75	-----	140,234.71
	2018					168,174.12	-----	-----	1,905.12	-----	166,269.00
	2017					51,110.24	-----	-----	-104.66	-----	51,214.90
	2016					121,825.41	-----	-----	388.99	121,436.42	-----
	Subtotal		016	0150	000	3,991,466.14	44,437,000.00	-----	45,277,874.11	121,436.42	3,029,155.61

Footnotes at End of Chapter

Appropriations, Outlays, and Balances - Continued

Appropriation or Fund Account Title	Account Symbol				Balances, Beginning of Fiscal Year	Appropriations and Other Obligational Authority ¹	Transfers Borrowings and Investment (Net) ²	Outlays (Net)	Balances Withdrawn and Other Transactions ³	Balances, End of Fiscal Year	
	Period of Availability	ATA	AID	MAIN							SUB
Total, Office of Labor Management Standards											
					3,991,466.14	44,437,000.00	-----	45,277,874.11	121,436.42	3,029,155.61	
Occupational Safety and Health Administration											
General Fund Accounts											
Salaries and Expenses, Occupational Safety and Health Administration											
Fund Resources:											
Undisbursed Funds											
	2021-2023		016	0400	000	-----	100,278,383.00	-----	15,236,680.39	-----	85,041,702.61
	2020-2022					4,982,395.59	-----	-----	2,566,089.10	-----	2,416,306.49
	2021					-----	591,233,000.00	-----	506,230,620.08	-----	85,002,379.92
	2020					67,484,648.73	-----	-----	58,859,144.53	-----	8,625,504.20
	2019					6,198,220.02	-----	-561,162.00	3,241,410.87	-----	2,395,647.15
	2018					3,157,586.98	-----	-----	316,978.21	-----	2,840,608.77
	2017					3,033,551.22	-----	-----	14,859.96	-----	3,018,691.26
	2016					4,329,465.04	-----	-----	12,974.57	4,316,490.47	-----
	Subtotal		016	0400	000	89,185,867.58	691,511,383.00	-561,162.00	586,478,757.71	4,316,490.47	189,340,840.40
Total, Occupational Safety and Health Administration											
					89,185,867.58	691,511,383.00	-561,162.00	586,478,757.71	4,316,490.47	189,340,840.40	
Mine Safety and Health Administration											
General Fund Accounts											
Salaries and Expenses, Mine Safety and Health Administration											
Fund Resources:											
Undisbursed Funds											
	2021-2023		016	1200	000	-----	13,244,975.00	-----	733,709.00	-----	12,511,266.00
	2021					-----	379,816,000.00	-----	340,994,649.20	-----	38,821,350.80
	2020					50,171,943.32	-----	-----	42,132,703.34	-----	8,039,239.98
	2019					4,542,639.69	-----	-----	2,935,066.62	-----	1,607,573.07
	2018					2,169,117.33	-----	-----	8,512.74	-----	2,160,604.59
	2017					2,219,601.79	-----	-----	-----	-----	2,219,601.79
	2016					1,994,964.08	-----	-----	1,174.43	1,993,789.65	-----
	No Year					5,233.00	-----	-----	-----	-----	5,233.00
	Subtotal		016	1200	000	61,103,499.21	393,060,975.00	-----	386,805,815.33	1,993,789.65	65,364,869.23
Total, Mine Safety and Health Administration											
					61,103,499.21	393,060,975.00	-----	386,805,815.33	1,993,789.65	65,364,869.23	
Bureau of Labor Statistics											
General Fund Accounts											
Salaries and Expenses, Bureau of Labor Statistics, Department of Labor											
Fund Resources:											
Undisbursed Funds											
	2021-2024		016	0200	000	-----	13,000,000.00	-----	-----	-----	13,000,000.00
	2020-2024					27,000,000.00	-----	-----	-----	-----	27,000,000.00
	2021					-----	574,000,000.00	-----	466,777,121.06	-----	107,222,878.94
	2020					93,658,056.22	-----	-----	81,882,696.94	-----	11,775,359.28
	2019					16,288,163.13	-----	-----	13,457,937.38	-----	2,830,225.75
	2018					6,658,886.35	-----	-----	1,640,611.92	-----	5,018,274.43
	2017					2,138,891.57	-----	-----	660,886.65	-----	1,478,004.92
	2016					8,648,356.61	-----	-----	173,418.23	8,474,938.38	-----

Footnotes at End of Chapter

Appropriations, Outlays, and Balances - Continued

Appropriation or Fund Account Title	Account Symbol				Balances, Beginning of Fiscal Year	Appropriations and Other Obligational Authority ¹	Transfers Borrowings and Investment (Net) ²	Outlays (Net)	Balances Withdrawn and Other Transactions ³	Balances, End of Fiscal Year	
	Period of Availability	ATA	AID	MAIN							SUB
Total, Bureau of Labor Statistics	Subtotal		016	0200	000	154,392,353.88	587,000,000.00	-----	564,592,672.18	8,474,938.38	168,324,743.32
						154,392,353.88	587,000,000.00	-----	564,592,672.18	8,474,938.38	168,324,743.32
Departmental Management											
General Fund Accounts											
Office of the Inspector General, Departmental Management, Labor Fund Resources:											
Undisbursed Funds	2021-2023		016	0106	000	-----	12,500,000.00	-----	5,043.21	-----	12,494,956.79
	2021					-----	85,187,000.00	-----	71,274,801.83	-----	13,912,198.17
	2020					11,848,253.74	-----	-----	9,964,949.03	-----	1,883,304.71
	2019					983,869.58	-----	-----	313,159.71	-----	670,709.87
	2018					720,010.32	-----	-----	127,999.09	-----	592,011.23
	2017					923,842.25	-----	-----	2,656.00	-----	921,186.25
	2016					472,542.01	-----	-----	33,560.50	438,981.51	-----
	No Year					25,797,960.93	-----	-----	6,367,242.37	-----	19,430,718.56
	Subtotal		016	0106	000	40,746,478.83	97,687,000.00	-----	88,089,411.74	438,981.51	49,905,085.58
IT Modernization, Departmental Management, Labor Fund Resources:											
Undisbursed Funds	2021-2022		016	0162	000	-----	27,269,000.00	-----	16,161,811.42	-----	11,107,188.58
	2020-2021					16,909,365.23	-----	-----	14,556,406.81	-----	2,352,958.42
	2019-2020					1,882,342.54	-----	-----	1,391,440.74	-----	490,901.80
	2018-2019					232,316.35	-----	-----	38,937.14	-----	193,379.21
	2017-2018					728,942.76	-----	-----	19,196.27	-----	709,746.49
	2016					144,105.22	-----	-----	-63,003.09	207,108.31	-----
	Subtotal		016	0162	000	19,897,072.10	27,269,000.00	-----	32,104,789.29	207,108.31	14,854,174.50
Veterans Employment and Training, Departmental Management, Labor Fund Resources:											
Undisbursed Funds	2021		016	0164	000	-----	57,500,000.00	-----	-107,738,073.72	-----	165,238,073.72
	2020					143,186,585.44	-----	-----	126,301,268.29	-----	16,885,317.15
	2019-2020					1,629,406.75	-----	-----	1,284,175.18	-----	345,231.57
	2019					11,516,659.90	-----	-----	2,223,013.60	-----	9,293,646.30
	2018					10,765,756.99	-----	-----	-43,560.39	-----	10,809,317.38
	2017					6,059,935.40	-----	-----	-27,505.74	-----	6,087,441.14
	2016					7,054,168.95	-----	-----	-63,607.03	7,117,775.98	-----
	Subtotal		016	0164	000	180,212,513.43	57,500,000.00	-----	21,935,710.19	7,117,775.98	208,659,027.26
Salaries and Expenses, Departmental Management, Labor Fund Resources:											
Undisbursed Funds	2020-2027		016	0165	000	29,920,303.47	-----	-----	3,243,530.74	-----	26,676,772.73
	2020-2024					180,000,000.00	-----	-----	4,879,274.57	-----	175,120,725.43
	2021-2023					-----	22,436,984.00	-----	8,400,421.54	-----	14,036,562.46
	2021-2022					-----	75,365,000.00	-----	1,213,353.05	-----	74,151,646.95
	2020-2022					769,784.53	-----	-----	766,321.19	-----	3,463.34
	2021					-----	274,245,000.00	-----	242,966,109.90	-----	31,278,890.10
	2020-2021					74,436,478.85	594,000.00	1,406,000.00	10,645,937.78	-----	65,790,541.07

Footnotes at End of Chapter

Appropriations, Outlays, and Balances - Continued

Appropriation or Fund Account Title	Account Symbol				Balances, Beginning of Fiscal Year	Appropriations and Other Obligational Authority ¹	Transfers Borrowings and Investment (Net) ²	Outlays (Net)	Balances Withdrawn and Other Transactions ³	Balances, End of Fiscal Year	
	Period of Availability	ATA	AID	MAIN							SUB
	2020				46,732,293.49	-----	-----	41,897,815.37	-----	4,834,478.12	
	2019-2020				59,952,600.62	-----	-----	15,507,343.56	-----	44,445,257.06	
	2019				8,361,775.69	-----	-----	5,394,092.17	-----	2,967,683.52	
	2018-2019				42,924,617.44	-----	-----	16,521,753.47	-----	26,402,863.97	
	2018				3,355,840.01	-----	-----	-110,893.53	-----	3,466,733.54	
	2017-2018				35,780,454.22	-----	-----	15,307,615.14	-----	20,472,839.08	
	2017				2,009,804.80	-----	-----	142,908.17	-----	1,866,896.63	
	2016-2017				19,538,588.22	-----	-----	9,184,455.29	-----	10,354,132.93	
	2016				1,589,636.41	-----	-----	7,233.76	1,582,402.65	-----	
	2015-2016				4,377,078.62	-----	-----	1,842,892.92	2,534,185.70	-----	
	No Year				470,329.43	5,877,657.00	-----	783,414.13	-----	5,564,572.30	
	Subtotal	016	0165	000	510,219,585.80	378,518,641.00	1,406,000.00	378,593,579.22	4,116,588.35	507,434,059.23	
Salaries and Expenses, Office of Disability Employment Policy, Labor Fund Resources:											
Undisbursed Funds											
	2021		016	0166	000	-----	38,500,000.00	-----	-39,563,755.43	-----	78,063,755.43
	2020					25,212,219.36	-----	-----	-----	12,495,107.46	
	2019					11,048,948.03	-----	-----	-----	5,484,325.03	
	2018					4,977,190.78	-----	-----	-----	465,005.46	
	2017					2,864,137.59	-----	-----	-----	1,870,812.24	
	2016					1,575,897.39	-----	-----	1,452,563.78	-----	
	Subtotal	016	0166	000	45,678,393.15	38,500,000.00	-----	-15,653,176.25	1,452,563.78	98,379,005.62	
Special Fund Accounts											
HIRE Vets Medallion Award Fund, Departmental Management, Labor Fund Resources:											
Undisbursed Funds											
	No Year		016	5623	000	136,450.00	145,970.00	-----	11,068.16	-----	271,351.84
Intragovernmental Funds											
Working Capital Fund, Labor Fund Resources:											
Undisbursed Funds											
	2021-2026		016	4601	000	-----	-----	2,007,429.00	-----	2,007,429.00	
	No Year					170,148,546.09	-----	-----	-69,719,085.65	-----	239,867,631.74
	Subtotal		016	4601	000	170,148,546.09	-----	2,007,429.00	-69,719,085.65	-----	241,875,060.74
Trust Fund Accounts											
Gifts and Bequests, Departmental Management, Labor Fund Resources:											
Undisbursed Funds											
	No Year		016	8131	000	144,824.59	-----	-----	-----	144,824.59	
Total, Departmental Management					967,183,863.99	599,620,611.00	3,413,429.00	435,362,296.70	13,333,017.93	1,121,522,589.36	
Deductions for Offsetting Receipts											
Proprietary Receipts from the Public					-----	-72,061,983.24	-----	-72,061,983.24	-----	-----	
Intrabudgetary Receipts Deducted by Agency					-----	-177,768,253,356.49	-----	-177,768,253,356.49	-----	-----	
Total, Offsetting Receipts					-----	-177,840,315,339.73	-----	-177,840,315,339.73	-----	-----	
Total, Department of Labor					115,257,929,538.27	462,788,122,198.21	-2,443,532,070.49	404,770,832,857.02	849,226,874.95	169,982,459,934.02	

Footnotes at End of Chapter

Footnotes

- 1 The amounts in this column, unless otherwise footnoted, represent appropriations, increases and rescissions in borrowing authority or new contract authority. Appropriation accounts with appropriation transfer activity are presented in Table 1 (Appropriations and Appropriation Transfers) at the end of this chapter.
- 2 The amounts in this column, unless otherwise footnoted, represent transfers - other than appropriation transfers, borrowings (gross), investments (net), unrealized discounts or funds held outside the Treasury.
- 3 The amounts in this column, unless otherwise footnoted, represent obligated balances canceled for fiscal year 2016 pursuant to 31 U.S.C. 1553 and adjustments to borrowing and contract authority.
- 4 Subject to disposition by the administrative agency.
- 5 Pursuant to Public Law # 111-5, 123 Stat. 174, the balance for this account has been extended beyond the normal period of availability to liquidate obligations.
- 6 Represents capital transfer to miscellaneous receipts.
- 7 Excludes \$140,898,679.77 refund of taxes.

Appropriations, Outlays, and Balances - Continued

Footnotes

Table 1 - Appropriations and Appropriation Transfers - Department of Labor

AID	ATA	Period of Availability	MAIN	Net Appropriations and Appropriation Transfers	Appropriation Amount	Net Appropriation Transfers	AID Involved	ATA Involved	Period of Availability Involved	MAIN Involved	Amount From or To (-)
016	012	2122	0181	55,683,997.00	0.00	55,683,997.00	016		2122	0181	55,683,997.00
016	012	2124	0181	1,822,979.00	0.00	1,822,979.00	016		2124	0181	1,822,979.00
016	014	2122	0174	18,057,084.00	0.00	18,057,084.00	016		2122	0174	18,057,084.00
016		2021	0165	594,000.00	0.00	594,000.00	016		21	0174	594,000.00
016		21	0165	274,245,000.00	273,691,000.00	554,000.00	016		21	0400	554,000.00
016		21	0172	109,674,000.00	108,674,000.00	1,000,000.00	016		21	0174	1,000,000.00
016		2122	0172	1,810,000.00	0.00	1,810,000.00	016		2122	0174	1,175,000.00
							016		2122	0175	635,000.00
016		21	0174	1,770,406,000.00	1,772,000,000.00	-1,594,000.00	016		2021	0165	-594,000.00
							016		21	0172	-1,000,000.00
016		2122	0174	1,871,967,916.00	1,891,200,000.00	-19,232,084.00	016	014	2122	0174	-18,057,084.00
							016		2122	0172	-1,175,000.00
016		2122	0175	404,365,000.00	405,000,000.00	-635,000.00	016		2122	0172	-635,000.00
016		2122	0181	1,547,641,003.00	1,603,325,000.00	-55,683,997.00	016	012	2122	0181	-55,683,997.00
016		2124	0181	111,177,021.00	113,000,000.00	-1,822,979.00	016	012	2124	0181	-1,822,979.00
016		21	0400	591,233,000.00	591,787,000.00	-554,000.00	016		21	0165	-554,000.00
016		X	8042	-92,950,000.00	0.00	-92,950,000.00	060		X	8051	-77,000,000.00
							060		X	8051	-15,950,000.00
016		X	8144	-164,600,000.00	0.00	-164,600,000.00	016	016	X	8144	-164,600,000.00
016	016	X	8144	164,600,000.00	0.00	164,600,000.00	016		X	8144	164,600,000.00
Total				6,665,727,000.00	6,758,677,000.00	-92,950,000.00					-92,950,000.00

Appropriations, Outlays, and Balances - Continued

Appropriation or Fund Account Title	Account Symbol				Balances, Beginning of Fiscal Year	Appropriations and Other Obligational Authority ¹	Transfers Borrowings and Investment (Net) ²	Outlays (Net)	Balances Withdrawn and Other Transactions ³	Balances, End of Fiscal Year
	Period of Availability	ATA	AID	MAIN SUB						
<p style="text-align: center;">Department of State Administration of Foreign Affairs General Fund Accounts</p>										
Salaries and Expenses, State Fund Resources: Undisbursed Funds	No Year		019	0107	000	1,324,177.30	-----	-----	-----	1,324,177.30
Diplomatic and Consular Programs, State Fund Resources: Undisbursed Funds	2021-2022		019	0113	000	-----	459,578,087.00	-----	-5,764,786.92	465,342,873.92
	2020-2022					175,456,797.82	-----	-----	121,577,200.43	53,879,597.39
	2021					-----	4,860,935,913.00	99,252,165.00	3,574,055,439.53	1,386,132,638.47
	2020-2021					364,679,449.62	-----	316,579,082.00	462,390,227.81	218,868,303.81
	2020					1,521,064,210.11	-----	-316,579,082.00	964,506,258.41	239,978,869.70
	2019-2020					300,121,906.35	-----	-----	185,909,768.31	114,212,138.04
	2019					258,994,959.57	-----	-----	88,085,821.85	170,909,137.72
	2018-2019					96,066,916.64	-----	-----	10,114,490.13	85,952,426.51
	2018					184,545,448.81	-----	-----	24,564,650.35	159,980,798.46
	2017-2018					105,749,331.64	-----	-----	33,404,604.23	72,344,727.41
	2017					156,179,958.08	-----	-78,262,167.13	6,589,665.36	71,328,125.59
	2016-2017					69,563,323.42	-----	-23,185,753.14	4,974,494.85	41,403,075.43
	2016					109,093,458.23	-----	-95,398,194.97	2,941,443.31	10,753,819.95
	2015-2016					29,295,236.64	-----	-22,959,950.03	2,142,657.04	4,192,629.57
	No Year					4,020,676,180.70	3,543,476,000.00	-218,591,858.00	3,928,842,777.65	3,416,717,545.05
	Subtotal		019	0113	000	7,391,487,177.63	8,863,990,000.00	-339,145,758.27	9,404,334,712.34	14,946,449.52
Capital Investment Fund, State Fund Resources: Undisbursed Funds	No Year		019	0120	000	33,856,457.05	250,000,000.00	-----	140,118,584.94	143,737,872.11
Conflict Stabilization Operations, State Fund Resources: Undisbursed Funds	No Year		019	0121	000	8,570,854.14	-----	-----	6,233,212.82	2,337,641.32
International Information Programs, State Fund Resources: Undisbursed Funds	No Year		019	0201	000	1,016,469.99	-----	-----	-----	1,016,469.99
Educational and Cultural Exchange Programs, State Fund Resources: Undisbursed Funds	2020-2021		019	0209	000	-----	-----	11,150,000.00	3,748,592.10	7,401,407.90
	2019-2020					11,368,698.37	-----	-----	4,675,833.48	6,692,864.89
	2018-2019					6,896,817.92	-----	-----	1,195,433.95	5,701,383.97
	2017-2018					6,788,257.14	-----	-----	1,559,604.86	5,228,652.28
	2016-2017					9,269,351.97	-----	-----	2,508,629.20	6,760,722.77
	2015-2016					7,615,331.11	-----	-----	1,560,787.40	6,054,543.71
	No Year					935,067,816.06	740,300,000.00	-900,000.00	526,859,892.71	1,147,607,923.35
	Subtotal		019	0209	000	977,006,272.57	740,300,000.00	10,250,000.00	542,108,773.70	6,054,543.71

Footnotes at End of Chapter

Appropriations, Outlays, and Balances - Continued

Appropriation or Fund Account Title	Account Symbol				Balances, Beginning of Fiscal Year	Appropriations and Other Obligational Authority ¹	Transfers Borrowings and Investment (Net) ²	Outlays (Net)	Balances Withdrawn and Other Transactions ³	Balances, End of Fiscal Year
	Period of Availability	ATA	AID	MAIN						
Centralized Information Technology Modernization Program, State Fund Resources: Undisbursed Funds	No Year		019	0507	000	526,180.38	-----	-----	-----	526,180.38
Protection of Foreign Missions and Officials, State Fund Resources: Undisbursed Funds	2021-2022		019	0520	000	-----	30,890,000.00	-----	589,114.63	30,300,885.37
	2020-2021					35,584,658.06	-----	12,898,163.29	-----	22,686,494.77
	2019-2020					4.40	-----	-----	-----	4.40
	2018-2019					0.57	-----	-----	-----	0.57
	2017-2018					31,665.48	-----	-----	-----	31,665.48
	2016-2017					1.11	-----	-----	-----	1.11
	2015-2016					0.95	-----	-----	0.95	-----
	No Year					414.64	-----	-----	-----	414.64
	Subtotal		019	0520	000	35,616,745.21	30,890,000.00	-----	13,487,277.92	0.95
Emergencies in the Diplomatic and Consular Service, State Fund Resources: Undisbursed Funds	No Year		019	0522	000	327,173,707.33	157,885,000.00	34,306,066.27	94,136,973.91	-----
Payment to the American Institute in Taiwan, State Fund Resources: Undisbursed Funds	2021		019	0523	000	-----	31,963,000.00	-----	21,248,048.84	10,714,951.16
	2020					11,054,887.48	-----	-----	7,048,884.94	4,006,002.54
	2019					8,130,868.32	-----	-----	439,299.55	7,691,568.77
	2018					7,730,765.70	-----	-----	404,691.39	7,326,074.31
	2017					7,361,568.03	-----	-----	-1,429.17	7,362,997.20
	2016					7,847,373.70	-----	-----	4,063.60	7,843,310.10
	Subtotal		019	0523	000	42,125,463.23	31,963,000.00	-----	29,143,559.15	7,843,310.10
Buying Power Maintenance Account, State Fund Resources: Undisbursed Funds	No Year		019	0524	000	12,352,166.00	-----	87,147,834.00	-----	99,500,000.00
Expenses, Office of Inspector General, State Fund Resources: Undisbursed Funds	2021-2022		019	0529	000	-----	68,524,000.00	-----	31,188,453.21	37,335,546.79
	2021					-----	77,205,000.00	-----	55,381,669.23	21,823,330.77
	2020-2021					36,849,955.01	-----	-----	32,304,645.36	4,545,309.65
	2020					12,511,845.10	-----	8,277,029.16	-----	4,234,815.94
	2019-2020					7,998,674.25	-----	5,195,366.60	-----	2,803,307.65
	2019					10,899,644.59	-----	558,975.94	-----	10,340,668.65
	2018-2019					3,411,191.29	-----	114,763.54	-----	3,296,427.75
	2018					7,037,210.11	-----	37,560.53	-----	6,999,649.58
	2017-2018					4,955,448.65	-----	-----	-770.14	4,956,218.79
	2017					10,030,755.96	-----	-----	-5,690.60	10,036,446.56
	2016-2017					2,463,379.00	-----	-16,823.05	-----	2,480,202.05
	2016					5,390,192.37	-----	4.71	5,390,187.66	-----
	2015-2016					1,965,982.57	-----	-----	48,398.12	1,917,584.45

Footnotes at End of Chapter

Appropriations, Outlays, and Balances - Continued

Appropriation or Fund Account Title	Account Symbol				Balances, Beginning of Fiscal Year	Appropriations and Other Obligational Authority ¹	Transfers Borrowings and Investment (Net) ²	Outlays (Net)	Balances Withdrawn and Other Transactions ³	Balances, End of Fiscal Year	
	Period of Availability	ATA	AID	MAIN							SUB
	No Year				56,346.51	-----	-----	-----	-----	56,346.51	
	Subtotal		019	0529	000	103,570,625.41	145,729,000.00	-----	133,083,582.61	7,307,772.11	108,908,270.69
Embassy Security, Construction, and Maintenance, State Fund Resources:											
Undisbursed Funds	2021-2025		019	0535	000	-----	769,055,000.00	-----	474,969,977.04	-----	294,085,022.96
	2020-2024					315,532,875.70	-----	-----	151,664,597.38	-----	163,868,278.32
	2019-2023					162,754,317.01	-----	-----	49,493,173.19	-----	113,261,143.82
	No Year					14,969,826,378.81	1,181,394,000.00	-----	631,862,255.39	-----	15,519,358,123.42
Transfer To:											
Agency for International Development	No Year	072	019	0535	000	600,659.18	-----	-----	-----	-----	600,659.18
	Subtotal		019	0535	000	15,448,714,230.70	1,950,449,000.00	-----	1,307,990,003.00	-----	16,091,173,227.70
Payment to the Foreign Service Retirement and Disability Fund, State Fund Resources:											
Undisbursed Funds	2021		019	0540	000	-----	480,600,000.00	-----	480,600,000.00	-----	-----
Representation Expenses, State Fund Resources:											
Undisbursed Funds	2021		019	0545	000	-----	7,415,000.00	-----	3,333,426.01	-----	4,081,573.99
	2020					4,002,034.88	-----	-----	1,246,595.30	-----	2,755,439.58
	2019					327,875.66	-----	-----	3,742.95	-----	324,132.71
	2018					338,608.37	-----	-----	-34.58	-----	338,642.95
	2017					237,421.58	-----	-----	-----	-----	237,421.58
	2016					212,475.76	-----	-----	-24.00	212,499.76	-----
	Subtotal		019	0545	000	5,118,416.25	7,415,000.00	-----	4,583,705.68	212,499.76	7,737,210.81
Repatriation Loans, Liquidating Account, State Fund Resources:											
Undisbursed Funds	No Year		019	0600	000	500.52	-----	-----	-28,554.87	4 18,171.12	10,884.27
Repatriation Loans, Program Account, State Fund Resources:											
Undisbursed Funds	2021		019	0601	000	-----	2,739,746.00	-----	2,739,746.00	-----	-----
	2016-2017					130,000.00	-----	-----	-----	-----	130,000.00
	Subtotal		019	0601	000	130,000.00	2,739,746.00	-----	2,739,746.00	-----	130,000.00
Sudan Claims, Administration of Foreign Affairs, State Fund Resources:											
Undisbursed Funds	No Year		019	1158	000	-----	150,000,000.00	-----	-----	-----	150,000,000.00
Special Fund Accounts											
Foreign Service National Defined Contributions Retirement Fund, State Fund Resources:											
Undisbursed Funds	No Year		019	5497	000	2,440,438.19	24,408,724.86	-10,964,114.12	13,431,874.15	-----	2,453,174.78
Unrealized Discount on Investments						-119,899.55	-----	-782,339.71	-----	-----	-902,239.26
Investments in US Treasury Securities						32,654,624.69	-----	11,746,453.83	-----	-----	44,401,078.52
	Subtotal		019	5497	000	34,975,163.33	24,408,724.86	0.00	13,431,874.15	-----	45,952,014.04
H-1B and L Fraud Prevention and Detection Account, State Fund Resources:											
Undisbursed Funds	No Year		019	5515	000	167,179,464.74	42,835,964.93	-----	120,617,731.92	-----	89,397,697.75

Footnotes at End of Chapter

Appropriations, Outlays, and Balances - Continued

Appropriation or Fund Account Title	Account Symbol				Balances, Beginning of Fiscal Year	Appropriations and Other Obligational Authority ¹	Transfers Borrowings and Investment (Net) ²	Outlays (Net)	Balances Withdrawn and Other Transactions ³	Balances, End of Fiscal Year	
	Period of Availability	ATA	AID	MAIN							SUB
Consular and Border Security Programs, Administration of Foreign Affairs, State Fund Resources:											
Undisbursed Funds	2021		019	5713	000	-----	-----	-----	-1,050,252.50	-----	1,050,252.50
	2020					0.08	-----	-----	-----	-----	0.08
	No Year					2,002,767,849.53	2,400,957,388.10	218,591,858.00	2,997,541,753.79	-----	1,624,775,341.84
	Subtotal		019	5713	000	2,002,767,849.61	2,400,957,388.10	218,591,858.00	2,996,491,501.29	-----	1,625,825,594.42
Intragovernmental Funds											
Working Capital Fund, International Cooperative Administrative Support Services, State Fund Resources:											
Undisbursed Funds	No Year		019	4519	001	2,154,783,909.09	-----	-----	-151,404,948.84	-----	2,306,188,857.93
Working Capital Fund, State Fund Resources:											
Undisbursed Funds	No Year		019	4519	000	818,440,038.85	-----	-----	-18,911,263.26	-----	837,351,302.11
Trust Fund Accounts											
Trust Funds, State Fund Resources:											
Undisbursed Funds	No Year		019	8167	000	417,760.45	-----	-----	1,621.94	-----	416,138.51
Foreign Service Retirement and Disability Fund, State Fund Resources:											
Undisbursed Funds	No Year		019	8186	000	51,540.76	1,386,419,378.19	-366,643,000.00	1,019,804,032.12	-----	23,886.83
Investments in US Treasury Securities						19,980,791,000.00	-----	366,643,000.00	-----	-----	20,347,434,000.00
	Subtotal		019	8186	000	19,980,842,540.76	1,386,419,378.19	-----	1,019,804,032.12	-----	20,347,457,886.83
Foreign Service National Separation Liability Trust Fund, State Fund Resources:											
Undisbursed Funds	No Year		019	8340	000	373,599,446.14	32,811,574.00	-----	40,008,620.93	-----	366,402,399.21
Unconditional Gift Fund, State Fund Resources:											
Undisbursed Funds	No Year		019	8821	000	58,703,141.29	10,881,958.55	1,687,658.18	22,905,412.86	-----	48,367,345.16
Investments in US Treasury Securities						1,687,658.18	-----	-1,687,658.18	-----	-----	-----
	Subtotal		019	8821	000	60,390,799.47	10,881,958.55	-----	22,905,412.86	-----	48,367,345.16
Conditional Gift Fund, General, State Fund Resources:											
Undisbursed Funds	No Year		019	8822	000	9,282,741.26	3,642,583.31	-5,030,905.98	1,740,781.64	-----	6,153,636.95
Unrealized Discount on Investments						-325,156.25	-----	-----	-----	-----	-325,156.25
Investments in US Treasury Securities						21,000,000.00	-----	5,030,905.98	-----	-----	26,030,905.98
	Subtotal		019	8822	000	29,957,585.01	3,642,583.31	-----	1,740,781.64	-----	31,859,386.68
Total, Administration of Foreign Affairs						50,011,944,001.16	16,713,918,317.94	11,150,000.00	16,203,216,941.95	36,382,747.27	50,497,412,629.88
International Organizations and Conferences											
General Fund Accounts											
Contributions for International Peacekeeping Activities, State Fund Resources:											
Undisbursed Funds	2021		019	1124	000	-----	1,456,214,000.00	-----	641,412,648.00	-----	814,801,352.00
	2020-2021					739,616,527.00	-----	-----	739,616,527.00	-----	-----

Footnotes at End of Chapter

Appropriations, Outlays, and Balances - Continued

Appropriation or Fund Account Title	Account Symbol				Balances, Beginning of Fiscal Year	Appropriations and Other Obligational Authority ¹	Transfers Borrowings and Investment (Net) ²	Outlays (Net)	Balances Withdrawn and Other Transactions ³	Balances, End of Fiscal Year	
	Period of Availability	ATA	AID	MAIN SUB							
	2019-2020				1.00	-----	-----	-----	-----	1.00	
	2018-2019				157,552.00	-----	-----	-----	-----	157,552.00	
	Subtotal		019	1124	000	739,774,080.00	1,456,214,000.00	-----	1,381,029,175.00	-----	814,958,905.00
International Conferences and Contingencies, State Fund Resources:											
Undisbursed Funds	No Year		019	1125	000	15,478.29	-----	-----	-----	-----	15,478.29
Contributions to International Organizations, State Fund Resources:											
Undisbursed Funds	2021-2022		019	1126	000	-----	96,240,000.00	-----	96,240,000.00	-----	-----
	2021					-----	1,409,688,000.00	-----	1,391,437,024.23	-----	18,250,975.77
	2020-2021					96,240,000.00	-----	-----	96,240,000.00	-----	-----
	2020					158,696,088.07	-----	-----	138,438,318.81	-----	20,257,769.26
	2019-2020					16,803,956.29	-----	-----	16,710,548.65	-----	93,407.64
	2019					39,675,031.65	-----	-----	2,667,165.53	-----	37,007,866.12
	2018-2019					175,000.00	-----	-----	-----	-----	175,000.00
	2017-2019					171,000.00	-----	-----	-----	-----	171,000.00
	2018					22,551,910.18	-----	-----	2,038,966.29	-----	20,512,943.89
	2016-2018					175,000.00	-----	-----	175,000.00	-----	-----
	2017					19,616,539.92	-----	-----	539,696.31	-----	19,076,843.61
	2015-2017					80,020.24	-----	-----	73,581.00	-----	6,439.24
	2016					16,902,795.12	-----	-----	342,170.00	16,560,625.12	-----
	No Year					6,085,653.03	-----	-----	-----	-----	6,085,653.03
	Subtotal		019	1126	000	377,172,994.50	1,505,928,000.00	-----	1,744,902,470.82	16,560,625.12	121,637,898.56
Arrearage Payments, State Fund Resources:											
Undisbursed Funds	No Year		019	1130	000	14.28	-----	-----	-----	-----	14.28
Total, International Organizations and Conferences						1,116,962,567.07	2,962,142,000.00	-----	3,125,931,645.82	16,560,625.12	936,612,296.13
International Commissions											
General Fund Accounts											
Salaries and Expenses, International Boundary and Water Commission, United States and Mexico, State Fund Resources:											
Undisbursed Funds	2021-2022		019	1069	000	-----	1,550,000.00	-----	-----	-----	1,550,000.00
	2021					-----	48,220,000.00	-----	31,740,013.43	-----	16,479,986.57
	2020					11,060,344.99	-----	-----	9,863,147.30	-----	1,197,197.69
	2019					1,825,335.33	-----	-----	543,824.24	-----	1,281,511.09
	2018					828,012.81	-----	-----	9,446.50	-----	818,566.31
	2017					723,924.21	-----	-----	1,542.40	-----	722,381.81
	2016					1,807,402.85	-----	-----	-351,047.09	2,158,449.94	-----
	Subtotal		019	1069	000	16,245,020.19	49,770,000.00	-----	41,806,926.78	2,158,449.94	22,049,643.47
Construction, International Boundary and Water Commission, United											

Footnotes at End of Chapter

Appropriations, Outlays, and Balances - Continued

Appropriation or Fund Account Title	Account Symbol					Balances, Beginning of Fiscal Year	Appropriations and Other Obligational Authority ¹	Transfers Borrowings and Investment (Net) ²	Outlays (Net)	Balances Withdrawn and Other Transactions ³	Balances, End of Fiscal Year
	Period of Availability	ATA	AID	MAIN	SUB						
States and Mexico, State Fund Resources: Undisbursed Funds	No Year		019	1078	000	155,989,610.08	49,000,000.00	-----	11,694,654.98	-----	193,294,955.10
American Sections, International Commissions, State Fund Resources: Undisbursed Funds	2021		019	1082	000	-----	15,008,000.00	-21,000.00	9,440,812.46	-----	5,546,187.54
	2020					7,043,378.79	-----	21,000.00	5,252,471.18	-----	1,811,907.61
	2019-2020					500,000.00	-----	-----	-----	-----	500,000.00
	2019					866,453.37	-----	-----	148,027.54	-----	718,425.83
	2018-2019					138,699.54	-----	-----	138,328.87	-----	370.67
	2018					468,570.21	-----	-----	32,240.50	-----	436,329.71
	2017-2018					49,621.41	-----	-----	20,820.00	-----	28,801.41
	2017					529,224.20	-----	-----	-----	-----	529,224.20
	2016-2017					22,181.23	-----	-----	512.88	-----	21,668.35
	2016					555,734.94	-----	-----	-----	555,734.94	-----
	No Year					86,764.63	-----	-----	-----	-----	86,764.63
Funds Held Outside the Treasury	2021					-----	-----	21,000.00	-----	-----	21,000.00
	2020					21,000.00	-----	-21,000.00	-----	-----	-----
	Subtotal		019	1082	000	10,281,628.32	15,008,000.00	-----	15,033,213.43	555,734.94	9,700,679.95
International Fisheries Commissions, State Fund Resources: Undisbursed Funds	2021		019	1087	000	-----	62,846,000.00	-----	61,699,848.68	-----	1,146,151.32
	2020					139,383.76	-----	-----	121,677.41	-----	17,706.35
	2019					178,719.86	-----	-----	-160.36	-----	178,880.22
	2018					131,297.12	-----	-----	-----	-----	131,297.12
	2017					24,989.04	-----	-----	-----	-----	24,989.04
	2016					117,166.08	-----	-----	-----	117,166.08	-----
	Subtotal		019	1087	000	591,555.86	62,846,000.00	-----	61,821,365.73	117,166.08	1,499,024.05
Total, International Commissions						183,107,814.45	176,624,000.00	-----	130,356,160.92	2,831,350.96	226,544,302.57
Other											
General Fund Accounts											
United States Emergency Refugee and Migration Assistance Fund, Funds Appropriated to the President, Executive Office of the President Fund Resources: Undisbursed Funds	No Year		011	0040	000	100,000,000.00	100,000.00	-100,000,000.00	-----	-----	100,000.00
Transfer To:											
State	No Year	019	011	0040	000	20.60	500,000,000.00	100,000,000.00	47,555,857.45	-----	552,444,163.15
	Subtotal		011	0040	000	100,000,020.60	500,100,000.00	-----	47,555,857.45	-----	552,544,163.15
International Narcotics Control and Law Enforcement, International Security Assistance, State Fund Resources: Undisbursed Funds	2020-2021		011	1022	000	-----	-22,840,900.00	22,840,900.00	-----	-----	-----
	2016-2017					-----	-23,872,575.00	23,872,575.00	-----	-----	-----
	2015-2016					15,000,000.00	-----	36,836,580.26	-----	51,836,580.26	-----
	2011-2016					-----	-----	4,497,896.77	-----	4,497,896.77	-----

Footnotes at End of Chapter

Appropriations, Outlays, and Balances - Continued

Appropriation or Fund Account Title	Account Symbol					Balances, Beginning of Fiscal Year	Appropriations and Other Obligational Authority ¹	Transfers Borrowings and Investment (Net) ²	Outlays (Net)	Balances Withdrawn and Other Transactions ³	Balances, End of Fiscal Year
	Period of Availability	ATA	AID	MAIN	SUB						
	2010-2016					-----	-----	8,741,823.67	-----	8,741,823.67	-----
	No Year					565.06	-3,697,525.00	3,697,525.00	-----	-----	565.06
Transfer To:											
State	2018-2023	019	011	1022	000	-----	-----	250,000.00	-----	-----	250,000.00
	2021-2022					-----	1,385,573,000.00	-----	85,264,132.08	-----	1,300,308,867.92
	2017-2022					-----	-----	3,766,066.00	7,400.88	-----	3,758,665.12
	2020-2021					1,307,613,206.91	-----	-53,390,900.00	145,957,306.89	-----	1,108,265,000.02
	2016-2021					4,498,045.00	-----	95,994,159.00	22,775,833.06	-----	77,716,370.94
	2019-2020					1,251,701,281.56	-----	-----	159,237,362.80	-----	1,092,463,918.76
	2015-2020					41,835,457.09	-----	-----	5,514,054.34	-----	36,321,402.75
	2018-2019					964,195,892.00	-----	-250,000.00	247,471,064.92	-----	716,474,827.08
	2014-2019					67,376,709.10	-----	-----	20,167,478.24	-----	47,209,230.86
	2017-2018					735,177,754.63	-----	-3,766,066.00	193,545,040.25	-----	537,866,648.38
	2013-2018					34,893,506.75	-----	-----	9,677,408.45	-----	25,216,098.30
	2016-2017					427,388,702.94	-----	-119,381,081.00	138,400,015.11	-----	169,607,606.83
	2012-2017					46,360,680.77	-----	-----	23,143,955.53	-----	23,216,725.24
	2015-2016					202,138,927.53	-----	-36,836,580.26	165,302,347.27	-----	-----
	2011-2016					8,720,307.36	-----	-4,497,896.77	4,222,410.59	-----	-----
	2010-2016					31,222,307.51	-----	-8,741,823.67	22,480,483.84	-----	-----
	No Year					5,803,341.65	-----	-3,697,525.00	35,481.40	-----	2,070,335.25
	Subtotal		011	1022	000	5,143,926,685.86	1,335,162,000.00	-30,064,347.00	1,243,201,775.65	65,076,300.70	5,140,746,262.51
East-West Center, State Fund Resources:											
Undisbursed Funds	2021		019	0202	000	-----	19,700,000.00	-----	16,485,000.00	-----	3,215,000.00
	2020					1,881,930.00	-----	-----	1,164,050.00	-----	717,880.00
	Subtotal		019	0202	000	1,881,930.00	19,700,000.00	-----	17,649,050.00	-----	3,932,880.00
North/South Center, State Fund Resources:											
Undisbursed Funds	No Year		019	0203	000	1,476.21	-----	-----	-----	-----	1,476.21
National Endowment for Democracy, State Fund Resources:											
Undisbursed Funds	No Year		019	0210	000	249,455,475.24	300,000,000.00	-----	253,364,834.68	-----	296,090,640.56
Payment to the Asia Foundation, State Fund Resources:											
Undisbursed Funds	No Year		019	0525	000	7,253,173.80	20,000,000.00	-----	18,165,249.45	-----	9,087,924.35
Global HIV/AIDS Initiative, State Fund Resources:											
Undisbursed Funds	No Year		019	1030	000	2,406,398.11	-----	-----	261,150.71	-----	2,145,247.40
Transfer To:											
Peace Corps	No Year	011	019	1030	044	2,543.79	-----	-----	-----	-----	2,543.79
Labor	No Year	016	019	1030	000	35,183.23	-----	-----	-----	-----	35,183.23
United States Agency for International Development	No Year	072	019	1030	000	4,129,758.14	-----	-----	725,608.46	-----	3,404,149.68
Departmental Management, Health and Human Services	No Year	075	019	1030	001	3,548,179.18	-----	-----	2,242,121.59	-----	1,306,057.59
Defense	No Year	097	019	1030	000	2,254,576.47	-----	-----	77,513.92	-----	2,177,062.55

Footnotes at End of Chapter

Appropriations, Outlays, and Balances - Continued

Appropriation or Fund Account Title	Account Symbol				Balances, Beginning of Fiscal Year	Appropriations and Other Obligational Authority ¹	Transfers Borrowings and Investment (Net) ²	Outlays (Net)	Balances Withdrawn and Other Transactions ³	Balances, End of Fiscal Year
	Period of Availability	ATA	AID	MAIN SUB						
	Subtotal		019	1030	000	12,376,638.92	-----	3,306,394.68	-----	9,070,244.24
Global Health Programs, State Fund Resources:										
Undisbursed Funds	2021-2025		019	1031	000	-----	2,761,716,846.00	412,997,634.27	-----	2,348,719,211.73
	2020-2024					1,550,359,980.96	-----	-1,017,395,602.00	74,604,899.32	458,359,479.64
	2019-2023					179,686,380.52	-----	-120,278,827.00	14,983,107.29	44,424,446.23
	2021-2022					-----	1,700,000.00	-----	-----	1,700,000.00
	2018-2022					52,732,821.16	-----	-39,500,000.00	3,245,473.47	9,987,347.69
	2017-2021					132,822,166.05	-----	-11,750,000.00	117,717,161.90	3,355,004.15
	2016-2020					4,336,285.94	-----	-----	1,522,829.81	2,813,456.13
	2015-2019					10,823,307.15	-----	-----	201,940.99	10,621,366.16
	2014-2019					0.20	-----	-----	-----	0.20
	2014-2018					7,685,784.78	-----	-----	40,407.60	7,645,377.18
	2013-2017					7,221,298.41	-----	-----	-34,494.18	7,255,792.59
	2015-2016					26,196.24	-----	462,187.54	-----	488,383.78
	2012-2016					7,012,423.59	83,986.00	46,306,457.32	963,331.85	52,439,535.06
	2011-2016					-----	-----	368,240.15	-----	368,240.15
	No Year					35,095,641.77	-----	-----	641,263.56	34,454,378.21
Transfer To:										
Peace Corps	2020-2024	011	019	1031	000	24,926,461.00	-----	11,419,909.00	15,221.62	36,331,148.38
	2019-2023					33,767,674.98	-----	-----	11,216,886.18	22,550,788.80
	2018-2022					11,797,194.05	-----	-----	6,066,258.66	5,730,935.39
	2017-2021					2,235,469.33	-----	-----	2,093,855.01	141,614.32
	2016-2020					226,697.67	-----	-----	24,475.53	202,222.14
	2015-2019					21,125.48	-----	-----	-----	21,125.48
	2014-2018					45,825.93	-----	-----	-1,129.69	46,955.62
	2013-2017					89,190.26	-----	-----	-----	89,190.26
	2012-2016					10,185.31	-----	-10,185.31	-----	-----
	No Year					915,453.98	-----	-----	357,906.83	557,547.15
Departmental Management, Labor	No Year	016	019	1031	000	342,987.00	-----	-----	-----	342,987.00
Departmental Management, Labor	2012-2016	016	019	1031	025	83,986.00	-83,986.00	-----	-----	-----
US Agency for International Development	2021-2025	072	019	1031	000	-----	1,325,205,907.00	1,488,416.58	-----	1,323,717,490.42
	2020-2024					2,049,131,659.92	-----	840,159,546.00	1,471,164,205.31	1,418,127,000.61
	2016-2024					-----	-----	588,731.00	-----	588,731.00
	2019-2023					1,145,633,726.31	-----	93,500,000.00	963,792,286.73	275,341,439.58
	2018-2023					-----	-----	1,015,200.05	-----	1,015,200.05
	2015-2023					-----	-----	2,174,088.00	-----	2,174,088.00
	2021-2022					-----	7,265,950,000.00	4,001,823,237.11	-----	3,264,126,762.89
	2020-2022					154,677,659.41	-----	111,320,639.40	-----	43,357,020.01
	2018-2022					188,896,566.15	-----	39,500,000.00	160,946,247.58	67,450,318.57
	2017-2022					3,963,004.46	-----	1,055,684.80	1,407,789.48	3,610,899.78
	2014-2022					-----	-----	3,029,157.80	-----	3,029,157.80
	2020-2021					3,194,950,000.00	-----	-1,300,000.00	939,170,564.32	2,254,479,435.68

Footnotes at End of Chapter

Appropriations, Outlays, and Balances - Continued

Appropriation or Fund Account Title	Account Symbol				Balances, Beginning of Fiscal Year	Appropriations and Other Obligational Authority ¹	Transfers Borrowings and Investment (Net) ²	Outlays (Net)	Balances Withdrawn and Other Transactions ³	Balances, End of Fiscal Year
	Period of Availability	ATA	AID	MAIN						
	2017-2021				155,379,936.09	-----	-----	103,885,256.03	-----	51,494,680.06
	2016-2021				2,461,252.90	-----	12,887,157.11	543,881.18	-----	14,804,528.83
	2013-2021				-----	-----	2,028,428.73	12,927.00	-----	2,015,501.73
	2019-2020				2,311,846,639.67	-----	-----	1,243,267,801.01	-----	1,068,578,838.66
	2016-2020				99,356,411.95	-----	-588,731.00	68,880,520.20	-----	29,887,160.75
	2015-2020				5,456,809.80	-----	13,709,261.89	-2,877,049.59	-----	22,043,121.28
	2018-2019				965,042,033.00	-----	-1,015,200.05	637,692,104.75	-----	326,334,728.20
	2015-2019				26,593,091.05	-----	-2,174,088.00	8,340,714.94	-----	16,078,288.11
	2014-2019				24,728,510.95	-----	-----	4,468,389.20	-----	20,260,121.75
	2017-2018				259,109,475.17	-----	-1,055,684.80	149,711,880.75	-----	108,341,909.62
	2014-2018				14,141,033.61	-----	-3,029,157.80	4,040,123.74	-----	7,071,752.07
	2013-2018				4,950,433.05	-----	-----	264,659.81	-----	4,685,773.24
	2016-2017				146,177,070.78	-----	-12,887,157.11	65,602,810.05	-----	67,687,103.62
	2013-2017				7,878,468.21	-----	-2,028,428.73	2,238,505.61	-----	3,611,533.87
	2012-2017				2,006,259.58	-----	-----	1,039,186.92	-----	967,072.66
	2015-2016				33,223,426.14	-----	-14,171,449.43	19,051,976.71	-----	-----
	2012-2016				6,960,549.25	-----	-2,958,176.01	4,002,373.24	-----	-----
	2011-2016				973,063.18	-----	-368,240.15	604,823.03	-----	-----
	No Year				368,992,949.99	-----	-----	204,762,378.60	-----	164,230,571.39
Office of Secretary, Health and Human Services	2021-2025	075	019	1031	001	1,796,239,142.00	-----	11,695,071.71	-----	1,784,544,070.29
	2020-2024					1,751,595,911.07	-----	140,387,670.00	-----	771,057,339.59
	2019-2023					1,094,375,108.88	-----	25,000,000.00	-----	320,017,481.13
	2018-2022					222,416,798.97	-----	-----	-----	88,887,711.20
	2017-2021					105,366,224.97	-----	11,750,000.00	-----	43,873,607.02
	2016-2020					44,533,632.80	-----	-----	-----	22,634,472.54
	2015-2019					46,933,851.03	-----	-----	-----	38,261,286.39
	2014-2018					23,347,753.53	-----	-----	-----	21,108,636.34
	2013-2017					25,907,343.32	-----	-----	-----	25,980,167.21
	2012-2016					38,561,863.47	-----	-38,632,529.78	-----	-----
	No Year					24,959,291.54	-----	-----	-----	18,748,755.23
Department of Defense	2021-2025	097	019	1031	000	-----	46,838,105.00	-----	-----	47,408,520.91
	2020-2024					105,903,717.38	-----	25,428,477.00	-----	97,149,814.22
	2019-2023					116,359,705.47	-----	1,778,827.00	-----	35,892,924.78
	2018-2022					31,119,357.89	-----	-----	-----	9,269,070.17
	2017-2021					10,851,699.70	-----	-----	-----	4,868,275.61
	2016-2020					12,909,865.78	-----	-----	-----	6,128,455.12
	2015-2019					52,681,915.18	-----	-----	-----	51,356,884.79
	2014-2018					38,630,603.60	-----	-----	-----	38,358,730.17
	2013-2017					7,292,586.08	-----	-----	-----	7,289,607.11
	2012-2016					4,717,717.36	-----	-4,705,566.22	-----	-----
	No Year					1,664,093.95	-----	-----	-----	3,352,665.33

Footnotes at End of Chapter

Appropriations, Outlays, and Balances - Continued

Appropriation or Fund Account Title	Account Symbol				Balances, Beginning of Fiscal Year	Appropriations and Other Obligational Authority ¹	Transfers Borrowings and Investment (Net) ²	Outlays (Net)	Balances Withdrawn and Other Transactions ³	Balances, End of Fiscal Year	
	Period of Availability	ATA	AID	MAIN							SUB
	Subtotal		019	1031	000	16,994,923,610.35	13,197,650,000.00	-1,300,000.00	13,141,328,371.53	53,296,158.99	16,996,649,079.83
Democracy Fund, State Fund Resources:											
Undisbursed Funds	2018-2023		019	1121	000	-----	-----	44,706.00	-----	-----	44,706.00
	2021-2022					-----	190,450,000.00	-----	18,517.99	-----	190,431,482.01
	2017-2022					-----	-----	1,231,145.00	9,450.00	-----	1,221,695.00
	2020-2021					178,450,000.00	-----	-----	7,042,746.12	-----	171,407,253.88
	2016-2021					1,056,807.14	-----	874,603.00	951,218.51	-----	980,191.63
	2019-2020					149,066,850.42	-----	-----	35,399,007.41	-----	113,667,843.01
	2015-2020					1,188,445.87	-----	-----	756,471.94	-----	431,973.93
	2018-2019					94,953,286.31	-----	-44,706.00	48,419,398.55	-----	46,489,181.76
	2014-2019					794,364.39	-----	-----	295,457.91	-----	498,906.48
	2017-2018					31,722,417.12	-----	-1,231,145.00	17,005,139.01	-----	13,486,133.11
	2013-2018					93,141.63	-----	-----	-----	-----	93,141.63
	2016-2017					13,862,514.99	-----	-874,603.00	5,702,912.57	-----	7,284,999.42
	2012-2017					155,795.97	-----	-----	-----	-----	155,795.97
	2015-2016					3,656,428.53	-----	103,990.87	1,470,561.48	2,289,857.92	-----
	2011-2016					224,872.19	-----	-----	-----	224,872.19	-----
Transfer To:											
US Agency for International Development	2021-2022	072	019	1121	000	-----	100,250,000.00	-----	55.81	-----	100,249,944.19
	2020-2021					95,250,000.00	-----	-----	2,297,498.09	-----	92,952,501.91
	2016-2021					103,721.00	-----	393,302.22	-----	-----	497,023.22
	2019-2020					61,711,029.81	-----	-----	32,975,973.66	-----	28,735,056.15
	2015-2020					65,847.00	-----	2,386,536.69	1,284,399.41	-----	1,167,984.28
	2018-2019					28,672,733.76	-----	-----	19,365,999.87	-----	9,306,733.89
	2017-2018					15,988,920.83	-----	-----	7,460,812.16	-----	8,528,108.67
	2013-2018					516,157.00	-----	-----	-----	-----	516,157.00
	2016-2017					4,857,745.09	-----	-393,302.22	1,862,758.13	-----	2,601,684.74
	2012-2017					111,772.00	-----	-----	-----	-----	111,772.00
	2015-2016					2,490,527.56	-----	-2,490,527.56	-----	-----	-----
	Subtotal		019	1121	000	684,993,378.61	290,700,000.00	0.00	182,318,378.62	2,514,730.11	790,860,269.88
Migration and Refugee Assistance, State Fund Resources:											
Undisbursed Funds	2021-2022		019	1143	000	-----	500,000,000.00	-----	331,970,588.60	-----	168,029,411.40
	No Year					2,097,675,910.63	3,532,000,000.00	-----	3,932,900,981.85	-----	1,696,774,928.78
	Subtotal		019	1143	000	2,097,675,910.63	4,032,000,000.00	-----	4,264,871,570.45	-----	1,864,804,340.18
United States Bilateral Science and Technology Agreements, State Fund Resources:											
Undisbursed Funds	No Year		019	1151	000	24,278.47	-----	-----	-----	-----	24,278.47
Andean Counterdrug Programs, State Fund Resources:											
Undisbursed Funds	2008-2010		019	1154	000	-145,107.74	-----	-----	-----	-----	⁵ -145,107.74
	2007-2009					-7,138,845.59	-----	-----	-----	-----	⁵ -7,138,845.59

Footnotes at End of Chapter

Appropriations, Outlays, and Balances - Continued

Appropriation or Fund Account Title	Account Symbol				Balances, Beginning of Fiscal Year	Appropriations and Other Obligational Authority ¹	Transfers Borrowings and Investment (Net) ²	Outlays (Net)	Balances Withdrawn and Other Transactions ³	Balances, End of Fiscal Year
	Period of Availability	ATA	AID	MAIN						
Transfer To:	No Year				1,867,011.36	-----	-----	-----	-----	1,867,011.36
United States Agency for International Development	No Year	072	019	1154	000	189,471.45	-----	-----	-----	189,471.45
Subtotal			019	1154	000	-5,227,470.52	-----	-----	-----	-5,227,470.52
Complex Crises Fund, Funds Appropriated to the President, Agency for International Development Fund Resources:										
Undisbursed Funds	2015-2016		072	1015	000	-----	1,285,978.27	-124,864.20	1,410,842.47	-----
No Year	No Year					78,404,415.42	30,000,000.00	-----	19,511,511.27	88,892,904.15
Transfer To:										
State	2015-2016	019	072	1015	000	1,285,978.27	-----	-1,285,978.27	-----	-----
No Year	No Year					3,730.00	-----	-----	-----	3,730.00
Subtotal			072	1015	000	79,694,123.69	30,000,000.00	-----	19,386,647.07	88,896,634.15
Special Fund Accounts										
Fisherman's Protective Fund, Special Account, State Fund Resources:										
Undisbursed Funds	No Year		019	5116	000	630,948.81	-----	-----	-----	630,948.81
Fishermen's Guaranty Fund, State Fund Resources:										
Undisbursed Funds	No Year		019	5121	000	2,747,861.55	-----	-----	-----	2,747,861.55
International Center, Washington, D. C., State Fund Resources:										
Undisbursed Funds	No Year		019	5151	000	8,812,363.03	290,951.48	-4,751.84	417,453.59	8,681,109.08
Unrealized Discount on Investments						-10,514.24	-----	8,202.88	-----	-2,311.36
Investments in US Treasury Securities						12,010,514.24	-----	-3,451.04	-----	12,007,063.20
Subtotal			019	5151	000	20,812,363.03	290,951.48	0.00	417,453.59	20,685,860.92
International Litigation Fund, State Fund Resources:										
Undisbursed Funds	No Year		019	5177	000	18,201,669.89	3,612,274.00	-----	4,377,908.13	17,436,035.76
Trust Fund Accounts										
American Studies Endowment Fund, State Fund Resources:										
Undisbursed Funds	No Year		019	8166	000	42,710.83	-----	-----	-----	42,710.83
Israeli Arab Scholarship Program, State Fund Resources:										
Undisbursed Funds	No Year		019	8271	000	442,375.09	117,016.26	-----	-----	559,391.35
Unrealized Discount on Investments						-10,265.47	-----	-----	-----	-10,265.47
Investments in US Treasury Securities						4,978,500.00	-----	-----	-----	4,978,500.00
Subtotal			019	8271	000	5,410,609.62	117,016.26	-----	-----	5,527,625.88
Eastern Europe Student Exchange Endowment Fund, State Fund Resources:										
Undisbursed Funds	No Year		019	8272	000	129,199.03	-----	-----	-----	129,199.03

Footnotes at End of Chapter

Appropriations, Outlays, and Balances - Continued

Appropriation or Fund Account Title	Account Symbol				Balances, Beginning of Fiscal Year	Appropriations and Other Obligational Authority ¹	Transfers Borrowings and Investment (Net) ²	Outlays (Net)	Balances Withdrawn and Other Transactions ³	Balances, End of Fiscal Year	
	Period of Availability	ATA	AID	MAIN SUB							
Center for Middle Eastern-Western Dialogue Trust Fund, State Fund Resources:											
Undisbursed Funds	No Year		019	8813	000	2,096,314.67	239,769.62	493,237.94	600,000.00	-----	2,229,322.23
Unrealized Discount on Investments						-6,113.05	-----	-9,823.48	-----	-----	-15,936.53
Investments in US Treasury Securities						11,108,577.63	-----	-483,414.46	-----	-----	10,625,163.17
Subtotal			019	8813	000	13,198,779.25	239,769.62	-----	600,000.00	-----	12,838,548.87
Eisenhower Exchange Fellowship Program Trust Fund Fund Resources:											
Undisbursed Funds	No Year		570	8276	000	751,620.64	121,858.10	3,112,040.15	22,623.00	-----	3,962,895.89
Unrealized Discount on Investments						-65,911.05	-----	65,911.05	-----	-----	-----
Investments in US Treasury Securities						7,261,751.20	-----	-3,177,951.20	-----	-----	4,083,800.00
Subtotal			570	8276	000	7,947,460.79	121,858.10	0.00	22,623.00	-----	8,046,695.89
Total, Other						25,436,100,834.66	19,729,693,869.46	-31,364,347.00	19,196,566,114.30	122,298,032.27	25,815,566,210.55
Deductions for Offsetting Receipts											
Proprietary Receipts from the Public						-----	-2,123,527,100.87	-----	-2,124,689,715.87	-----	-----
Intrabudgetary Receipts Deducted by Agency						-----	-717,212,672.67	-----	-717,212,672.67	-----	-----
Total, Offsetting Receipts						-----	-2,840,739,773.54	-----	-2,841,902,388.54	-----	-----
Total, Department of State						76,748,115,217.34	36,741,638,413.86	-20,214,347.00	35,814,168,474.45	178,072,755.62	77,476,135,439.13
Memorandum											
Financing Accounts											
Public Enterprise Funds											
Repatriation Loans, Financing Account, State Fund Resources:											
Undisbursed Funds	No Year		019	4107	000	3,169,880.98	-----	-927,709.00	-3,115,734.75	-----	5,357,906.73
Authority to Borrow from the Treasury						-----	2,008,566.00	-2,008,566.00	-----	-----	-----
Subtotal			019	4107	000	3,169,880.98	2,008,566.00	-2,936,275.00	-3,115,734.75	-----	5,357,906.73
Total, Financing Accounts						3,169,880.98	2,008,566.00	-2,936,275.00	-3,115,734.75	-----	5,357,906.73

Footnotes at End of Chapter

Footnotes

- 1 The amounts in this column, unless otherwise footnoted, represent appropriations, increases and rescissions in borrowing authority or new contract authority. Appropriation accounts with appropriation transfer activity are presented in Table 1 (Appropriations and Appropriation Transfers) at the end of this chapter.
- 2 The amounts in this column, unless otherwise footnoted, represent transfers - other than appropriation transfers, borrowings (gross), investments (net), unrealized discounts or funds held outside the Treasury.
- 3 The amounts in this column, unless otherwise footnoted, represent obligated balances canceled for fiscal year 2016 pursuant to 31 U.S.C. 1553 and adjustments to borrowing and contract authority.
- 4 Represents capital transfer to miscellaneous receipts.
- 5 Subject to disposition by the administrative agency.

Appropriations, Outlays, and Balances - Continued

Footnotes

Table 1 - Appropriations and Appropriation Transfers - Department of State

AID	ATA	Period of Availability	MAIN	Net Appropriations and Appropriation Transfers	Appropriation Amount	Net Appropriation Transfers	AID Involved	ATA Involved	Period of Availability Involved	MAIN Involved	Amount From or To (-)
011		X	0040	100,000.00	500,100,000.00	-500,000,000.00	011	019	X	0040	-500,000,000.00
011		2122	1022	0.00	1,385,573,000.00	-1,385,573,000.00	011	019	2122	1022	-1,385,573,000.00
019	016	1216	1031	-83,986.00	0.00	-83,986.00	019		1216	1031	-83,986.00
019		X	0113	3,903,599,000.00	0.00	3,903,599,000.00	019		21	0113	4,053,599,000.00
							019		X	0522	-150,000,000.00
019		21	0113	4,860,935,913.00	9,170,013,000.00	-4,309,077,087.00	019		X	0113	-4,053,599,000.00
							019		2122	0113	-255,578,087.00
							019		21	1124	100,000.00
019		2122	0113	459,578,087.00	204,000,000.00	255,578,087.00	019		21	0113	255,578,087.00
019		X	0522	157,885,000.00	7,885,000.00	150,000,000.00	019		X	0113	150,000,000.00
019		21	0529	77,205,000.00	90,829,000.00	-13,624,000.00	019		2122	0529	-13,624,000.00
019		2122	0529	68,524,000.00	54,900,000.00	13,624,000.00	019		21	0529	13,624,000.00
019		1216	1031	83,986.00	0.00	83,986.00	019	016	1216	1031	83,986.00
019		2122	1031	1,700,000.00	7,265,950,000.00	-7,264,250,000.00	019		21	1005	1,700,000.00
							019	072	2122	1031	-7,265,950,000.00
019		2125	1031	2,761,716,846.00	5,930,000,000.00	-3,168,283,154.00	019	072	2125	1031	-1,325,205,907.00
							019	075	2125	1031	-1,796,239,142.00
							019	097	2125	1031	-46,838,105.00
019		21	1069	48,220,000.00	49,770,000.00	-1,550,000.00	019		2122	1069	-1,550,000.00
019		2122	1069	1,550,000.00	0.00	1,550,000.00	019		21	1069	1,550,000.00
019		2122	1121	190,450,000.00	290,700,000.00	-100,250,000.00	019	072	2122	1121	-100,250,000.00
019		21	1124	1,456,214,000.00	1,456,314,000.00	-100,000.00	019		21	0113	-100,000.00
011	019	X	0040	500,000,000.00	0.00	500,000,000.00	011		X	0040	500,000,000.00
011	019	2122	1022	1,385,573,000.00	0.00	1,385,573,000.00	011		2122	1022	1,385,573,000.00
019	072	2122	1031	7,265,950,000.00	0.00	7,265,950,000.00	019		2122	1031	7,265,950,000.00
019	072	2125	1031	1,325,205,907.00	0.00	1,325,205,907.00	019		2125	1031	1,325,205,907.00
019	072	2122	1121	100,250,000.00	0.00	100,250,000.00	019		2122	1121	100,250,000.00
019	075	2125	1031	1,796,239,142.00	0.00	1,796,239,142.00	019		2125	1031	1,796,239,142.00
019	097	2125	1031	46,838,105.00	0.00	46,838,105.00	019		2125	1031	46,838,105.00
Total				26,407,734,000.00	26,406,034,000.00	1,700,000.00					1,700,000.00

Appropriations, Outlays, and Balances - Continued

Appropriation or Fund Account Title	Account Symbol				Balances, Beginning of Fiscal Year	Appropriations and Other Obligational Authority ¹	Transfers Borrowings and Investment (Net) ²	Outlays (Net)	Balances Withdrawn and Other Transactions ³	Balances, End of Fiscal Year	
	Period of Availability	ATA	AID	MAIN SUB							
Department of Transportation											
Office of the Secretary											
General Fund Accounts											
Salaries and Expenses, Office of the Secretary, Transportation											
Fund Resources:											
Undisbursed Funds	2021-2023		069	0102	000	-----	-----	-----	-2,992,572.57	-----	2,992,572.57
	2021					-----	126,174,000.00	-----	103,692,625.68	-----	22,481,374.32
	2020					10,747,106.41	-----	-----	8,021,106.27	-----	2,726,000.14
	2019					1,893,215.33	-----	-----	180,790.92	-----	1,712,424.41
	2018					2,087,084.40	-----	-----	112,619.69	-----	1,974,464.71
	2017					5,425,716.58	-----	-----	-144,003.38	-----	5,569,719.96
	2016					4,701,544.26	-----	-----	-519,741.50	5,221,285.76	-----
	2015-2016					118,516.18	-----	-----	-----	118,516.18	-----
	No Year					62,176,338.57	-----	-----	-4,787,930.78	-----	66,964,269.35
	Subtotal		069	0102	000	87,149,521.73	126,174,000.00	-----	103,562,894.33	5,339,801.94	104,420,825.46
Aviation Manufacturing Payroll Support Program, Office of the Secretary, Transportation											
Fund Resources:											
Undisbursed Funds	2021-2023		069	0110	000	-----	3,000,000,000.00	-----	187,587,693.98	-----	2,812,412,306.02
Financial Management Capital, Office of the Secretary, Transportation											
Fund Resources:											
Undisbursed Funds	2021-2022		069	0116	000	-----	2,000,000.00	-----	-----	-----	2,000,000.00
	2020-2021					1,800,000.00	-----	-----	1,236,533.30	-----	563,466.70
	2018-2020					1,293,151.16	-----	-----	1,268,991.90	-----	24,159.26
	No Year					1,671,351.73	-----	-----	-----	-----	1,671,351.73
	Subtotal		069	0116	000	4,764,502.89	2,000,000.00	-----	2,505,525.20	-----	4,258,977.69
Office of Civil Rights, Office of the Secretary, Transportation											
Fund Resources:											
Undisbursed Funds	2021		069	0118	000	-----	9,600,000.00	-----	6,770,192.56	-----	2,829,807.44
	2020					2,889,802.62	-----	-----	2,217,275.54	-----	672,527.08
	2019					654,430.52	-----	-----	185,409.80	-----	469,020.72
	2018					559,759.01	-----	-----	997.92	-----	558,761.09
	2017					556,462.93	-----	-----	-2,046.76	-----	558,509.69
	2016					502,075.24	-----	-----	-150,858.26	652,933.50	-----
	Subtotal		069	0118	000	5,162,530.32	9,600,000.00	-----	9,020,970.80	652,933.50	5,088,626.02
Small and Disadvantaged Business Utilization and Outreach, Office of the Secretary, Transportation											
Fund Resources:											
Undisbursed Funds	2021-2022		069	0119	000	-----	4,714,000.00	-----	1,673,236.94	-----	3,040,763.06
	2020-2021					2,604,062.78	-----	-----	2,274,574.65	-----	329,488.13
	2019-2020					86,032.95	-----	-----	22,185.27	-----	63,847.68
	2018-2019					72,246.15	-----	-----	-----	-----	72,246.15
	2017-2018					39,872.65	-----	-----	-578.43	-----	40,451.08
	2016-2017					129,658.38	-----	-----	-----	-----	129,658.38
	2015-2016					142,786.40	-----	-----	-1,343.40	144,129.80	-----

Footnotes at End of Chapter

Appropriations, Outlays, and Balances - Continued

Appropriation or Fund Account Title	Account Symbol				Balances, Beginning of Fiscal Year	Appropriations and Other Obligational Authority ¹	Transfers Borrowings and Investment (Net) ²	Outlays (Net)	Balances Withdrawn and Other Transactions ³	Balances, End of Fiscal Year	
	Period of Availability	ATA	AID	MAIN							SUB
	No Year				3,645,351.92	-----	-----	259,375.72	-----	3,385,976.20	
	Subtotal		069	0119	000	6,720,011.23	4,714,000.00	-----	4,227,450.75	144,129.80	7,062,430.68
Transportation Planning, Research, and Development, Office of the Secretary, Transportation											
Fund Resources:											
Undisbursed Funds											
	2014-2019		069	0142	000	111,195.20	-----	-----	-----	111,195.20	
	2013-2018					98,352.21	-----	-----	-----	98,352.21	
	2012-2017					2,026.39	-----	-----	-----	2,026.39	
	2015-2016					49,514.13	-----	-----	49,514.13	-----	
	2011-2016					3,193.75	-----	-----	3,193.75	-----	
	No Year					30,844,971.67	9,350,000.00	-----	18,417,602.05	21,777,369.62	
	Subtotal		069	0142	000	31,109,253.35	9,350,000.00	-----	18,417,602.05	52,707.88	21,988,943.42
National Infrastructure Investments, Office of the Secretary, Transportation											
Fund Resources:											
Undisbursed Funds											
	2021-2024		069	0143	000	-----	1,000,000,000.00	-----	-----	1,000,000,000.00	
	2021-2022					-----	398,547,576.90	-----	-----	398,547,576.90	
	2020-2022					1,000,000,000.00	-----	-990,499,160.00	-----	9,500,840.00	
	2019-2021					28,216,332.00	-398,547,576.90	376,181,725.12	3,809,872.10	2,040,608.12	
	2018-2020					21,714,181.92	-----	-----	-----	21,714,181.92	
	2017-2020					7,187,762.18	-----	-----	902,548.53	6,285,213.65	
	2016-2019					1,238,590.90	-----	-----	-308,318.42	1,546,909.32	
	2015-2017					1,450,738.15	-----	-----	-11,767.05	1,462,505.20	
	2014-2016					585,741.08	-----	32,863,073.18	-5,566.48	33,454,380.74	
Transfer To:											
Federal Highway Administration, Transportation											
	2020-2022	069	069	0143	005	-----	-----	770,061,508.00	1,461,794.48	-----	768,599,713.52
	2019-2021					622,824,160.10	-----	-282,467,451.84	37,456,443.93	-----	302,900,264.33
	2018-2020					886,262,666.95	-----	-----	271,934,516.71	-----	614,328,150.24
	2017-2020					257,629,884.36	-----	-----	99,807,451.76	-----	157,822,432.60
	2016-2019					124,283,657.63	-----	-----	63,619,835.91	-----	60,663,821.72
	2015-2017					51,821,519.42	-----	-----	21,007,322.41	-----	30,814,197.01
	2014-2016					32,935,134.16	-----	-10,847,809.44	22,087,324.72	-----	-----
	2013-2014					3,288,582.06	-----	-----	371,588.05	-----	4 2,916,994.01
Federal Railroad Administration, Transportation											
	2020-2022	069	069	0143	007	-----	-----	47,674,534.00	645,424.98	-----	47,029,109.02
	2019-2021					48,458,500.00	-----	-37,583,068.82	-424,568.82	-----	11,300,000.00
	2018-2020					93,830,393.85	-----	-----	13,130,051.97	-----	80,700,341.88
	2017-2020					39,027,253.64	-----	-----	22,397,179.50	-----	16,630,074.14
	2016-2019					26,283,806.51	-----	-----	6,489,906.76	-----	19,793,899.75
	2015-2017					38,902,118.36	-----	-----	8,076,039.57	-----	30,826,078.79
	2014-2016					1,167,994.07	-----	-830,343.28	337,650.79	-----	-----
Federal Transit Administration, Transportation											
	2020-2022	069	069	0143	011	-----	-----	93,426,093.00	-----	-----	93,426,093.00
	2019-2021					84,610,032.00	-----	-45,716,274.89	445,128.20	-----	38,448,628.91
	2018-2020					112,783,464.34	-----	-----	20,398,066.73	-----	92,385,397.61
	2017-2020					17,629,760.00	-----	-----	314,195.00	-----	17,315,565.00

Footnotes at End of Chapter

Appropriations, Outlays, and Balances - Continued

Appropriation or Fund Account Title	Account Symbol				Balances, Beginning of Fiscal Year	Appropriations and Other Obligational Authority ¹	Transfers Borrowings and Investment (Net) ²	Outlays (Net)	Balances Withdrawn and Other Transactions ³	Balances, End of Fiscal Year	
	Period of Availability	ATA	AID	MAIN							SUB
	2016-2019				54,613,733.40	-----	-----	22,229,811.17	-----	32,383,922.23	
	2015-2017				52,949,014.67	-----	-----	10,760,739.00	-----	42,188,275.67	
	2014-2016				26,263,426.80	-----	-1,981,971.98	24,281,454.82	-----	-----	
Maritime Administration, Transportation	2020-2022	069	069	0143	017	-----	79,337,025.00	-----	-----	79,337,025.00	
	2019-2021				114,364,500.00	-----	-10,414,929.57	1,151,726.08	-----	102,797,844.35	
	2018-2020				231,764,960.24	-----	-----	17,269,079.29	-----	214,495,880.95	
	2017-2020				25,149,695.27	-----	-----	10,744,463.05	-----	14,405,232.22	
	2016-2019				33,428,549.33	-----	-----	7,961,171.18	-----	25,467,378.15	
	2015-2017				16,466,154.39	-----	-----	11,272,713.65	-----	5,193,440.74	
	2014-2016				22,272,444.42	-----	-19,202,948.48	3,069,495.94	-----	-----	
	Subtotal		069	0143	000	4,079,404,752.20	1,000,000,000.00	0.00	702,682,775.51	33,454,380.74	4,343,267,595.95
New Headquarters Building, Office of the Secretary, Transportation Fund Resources:											
Undisbursed Funds	No Year		069	0147	000	112,868.89	-----	-----	-----	112,868.89	
General Fund Payment To National Surface Transportation and Innovative Finance Bureau Highway Trust Fund Account, Upward Reestimates, Office of Secretary, Transportation Fund Resources:											
Undisbursed Funds	No Year		069	0149	000	-----	379,610,369.31	-----	379,610,369.31	-----	
Minority Business Resource Center Program, Office of the Secretary, Transportation Fund Resources:											
Undisbursed Funds	2021		069	0155	000	-----	181,473.90	-----	181,473.90	-----	
	2019				137,766.22	-----	-----	-----	-----	137,766.22	
	2018				436,518.02	-----	-----	-----	-----	436,518.02	
	2017				735,688.46	-----	-----	-44.49	-----	735,732.95	
	2016				669,383.22	-----	-----	-741.34	670,124.56	-----	
	Subtotal		069	0155	000	1,979,355.92	181,473.90	-----	180,688.07	670,124.56	1,310,017.19
Cyber Security Initiatives, Office of the Secretary, Transportation Fund Resources:											
Undisbursed Funds	2021-2022		069	0159	000	-----	22,000,000.00	-----	77,618.00	-----	21,922,382.00
	2020-2021				13,193,280.00	-----	-----	10,644,824.22	-----	2,548,455.78	
	2019-2020				1,118,037.17	-----	-----	963,343.48	-----	154,693.69	
	2018-2019				19,518.90	-----	-----	-----	-----	19,518.90	
	2017-2018				463,858.34	-----	-----	321,836.94	-----	142,021.40	
	2016-2017				44,327.55	-----	-----	-78,106.92	-----	122,434.47	
	2015-2016				63,293.26	-----	-----	-1,388.08	64,681.34	-----	
	Subtotal		069	0159	000	14,902,315.22	22,000,000.00	-----	11,928,127.64	64,681.34	24,909,506.24
National Surface Transportation and Innovative Finance Bureau, Transportation Fund Resources:											
Undisbursed Funds	2017		069	0170	000	127,322.56	-----	-----	-----	127,322.56	
	No Year				7,774,051.33	5,000,000.00	-----	432,009.99	-----	12,342,041.34	
	Subtotal		069	0170	000	7,901,373.89	5,000,000.00	-----	432,009.99	-----	12,469,363.90

Footnotes at End of Chapter

Appropriations, Outlays, and Balances - Continued

Appropriation or Fund Account Title	Account Symbol				Balances, Beginning of Fiscal Year	Appropriations and Other Obligational Authority ¹	Transfers Borrowings and Investment (Net) ²	Outlays (Net)	Balances Withdrawn and Other Transactions ³	Balances, End of Fiscal Year
	Period of Availability	ATA	AID	MAIN						
TIFIA ARRA General Fund Program Account, Office of the Secretary, Transportation Fund Resources:										
Undisbursed Funds	2021		069	1309	000	58,034.49	-----	58,034.49	-----	-----
Research and Technology, Office of the Secretary, Transportation Fund Resources:										
Undisbursed Funds	2021		069	1730	000	6,315,000.00	-----	5,693,302.70	-----	621,697.30
	2019-2021					1,556,750.52	-----	1,449,132.12	-----	107,618.40
	2020					1,194,108.28	-----	502,021.52	-----	692,086.76
	2018-2020					409,577.30	-----	149,000.00	-----	260,577.30
	2019					103,341.27	-----	-632.00	-----	103,973.27
	2017-2019					2,456,740.31	-----	-599,603.77	-----	3,056,344.08
	2018					98,041.78	-----	-----	-----	98,041.78
	2016-2018					4,710,558.93	-----	358,959.35	-----	4,351,599.58
	2017					240,618.77	-----	17,068.84	-----	223,549.93
	2015-2017					17,467.60	-----	-----	-----	17,467.60
	2016					72,305.30	-----	-3,771.61	76,076.91	-----
	2014-2016					2,188.75	-----	-3,390.73	5,579.48	-----
	No Year					38,480,688.03	16,485,000.00	5,417,706.46	-----	49,547,981.57
	Subtotal		069	1730	000	49,342,386.84	22,800,000.00	12,979,792.88	81,656.39	59,080,937.57
Transportation Demonstration Program, Office of the Secretary, Transportation Fund Resources:										
Undisbursed Funds	No Year		069	1731	000	-----	100,000,000.00	-----	-----	100,000,000.00
Special Fund Accounts										
Essential Air Service and Rural Airport Improvement Fund, Office of the Secretary, Transportation Fund Resources:										
Undisbursed Funds	2021		069	5423	000	-----	23,332,000.00	-----	23,280,910.00	51,090.00
	No Year					⁵ 151,428,217.16	43,078,640.94	13,949,527.86	175,111,660.69	33,344,725.27
	Subtotal		069	5423	000	151,428,217.16	66,410,640.94	13,949,527.86	198,392,570.69	33,395,815.27
Intragovernmental Funds										
Working Capital Fund, Transportation Fund Resources:										
Undisbursed Funds	No Year		069	4520	000	203,360,415.97	-----	-----	-2,626,211.40	205,986,627.37
Working Capital Fund, Transportation Systems Center, Transportation Fund Resources:										
Undisbursed Funds	No Year		069	4522	000	230,553,144.00	-----	-----	21,021,281.35	209,531,862.65
Trust Fund Accounts										
Payment to Air Carriers, Office of the Secretary, Transportation Fund Resources:										
Undisbursed Funds	No Year		069	8304	000	20,188,802.70	141,724,000.00	-----	142,996,088.00	18,916,714.70
Gifts and Bequests, Office of the Secretary, Transportation Fund Resources:										
Undisbursed Funds	No Year		069	8548	000	100,000.00	-----	-----	-----	100,000.00

Footnotes at End of Chapter

Appropriations, Outlays, and Balances - Continued

Appropriation or Fund Account Title	Account Symbol				Balances, Beginning of Fiscal Year	Appropriations and Other Obligational Authority ¹	Transfers Borrowings and Investment (Net) ²	Outlays (Net)	Balances Withdrawn and Other Transactions ³	Balances, End of Fiscal Year	
	Period of Availability	ATA	AID	MAIN							SUB
National Surface Transportation Finance Bureau, Highway Trust Fund Account, Transportation Fund Resources:											
Undisbursed Funds	No Year		069	8634	000	275,777,785.47	1,225,162,056.33	-----	1,062,335,221.51	-----	438,604,620.29
Total, Office of the Secretary						5,169,957,237.78	6,114,784,574.97	13,949,527.86	2,855,312,885.15	40,460,416.15	8,402,918,039.31
Federal Aviation Administration											
General Fund Accounts											
Payment to the Airport and Airway Trust Fund, Federal Aviation Administration, Transportation Fund Resources:											
Undisbursed Funds	No Year		069	0250	000	-----	14,000,000,000.00	-----	14,000,000,000.00	-----	-----
Operations, Federal Aviation Administration, Transportation Fund Resources:											
Undisbursed Funds	2021-2022		069	1301	000	-----	482,500,000.00	-----	-146,834,612.22	-----	629,334,612.22
	2020-2021					779,860,727.69	-----	-----	665,534,686.61	-----	114,326,041.08
	2019-2020					118,452,159.80	-----	-----	86,764,199.05	-----	31,687,960.75
	2018-2019					49,413,726.66	-----	-----	23,479,940.82	-----	25,933,785.84
	2017-2018					31,430,196.29	-----	-----	11,444,319.82	-----	19,985,876.47
	2016					61,286,809.11	-----	-----	11,051,329.96	50,235,479.15	-----
	No Year					114,800,673.10	-----	-----	21,944,448.16	-----	92,856,224.94
	Subtotal		069	1301	000	1,155,244,292.65	482,500,000.00	-----	673,384,312.20	50,235,479.15	914,124,501.30
Grants-In-Aid for Airports, Federal Aviation Administration, Transportation Fund Resources:											
Undisbursed Funds	2021-2023		069	2813	000	-----	400,000,000.00	-----	400,000,000.00	-----	-----
	2021					-----	2,000,000,000.00	-----	2,000,000,000.00	-----	-----
	Subtotal		069	2813	000	- 0 -	2,400,000,000.00	-----	2,400,000,000.00	-----	- 0 -
Relief for Airports, Federal Aviation Administration, Transportation Fund Resources:											
Undisbursed Funds	2021-2024		069	2815	000	-----	8,000,000,000.00	-----	332,978,866.71	-----	7,667,021,133.29
Emergency FAA Employee Leave Fund, Federal Aviation Administration, Transportation Fund Resources:											
Undisbursed Funds	2021-2022		069	2816	000	-----	9,000,000.00	-----	627,635.54	-----	8,372,364.46
Special Fund Accounts											
Aviation User Fees, Federal Aviation Administration, Transportation Fund Resources:											
Undisbursed Funds	No Year		069	5422	000	22,852,068.07	8,606,327.27	-13,949,527.86	1,633,510.92	-----	15,875,356.56
Public Enterprise Funds											
Aviation Insurance Revolving Fund, Transportation Fund Resources:											
Undisbursed Funds	No Year		069	4120	000	9,058,947.25	-----	80,110,467.75	-15,612,934.72	-----	104,782,349.72
Unrealized Discount on Investments						-8,717,589.56	-----	5,115,376.06	-----	-----	-3,602,213.50
Investments in US Treasury Securities						2,302,424,155.89	-----	-85,225,843.81	-----	-----	2,217,198,312.08

Footnotes at End of Chapter

Appropriations, Outlays, and Balances - Continued

Appropriation or Fund Account Title	Account Symbol				Balances, Beginning of Fiscal Year	Appropriations and Other Obligational Authority ¹	Transfers Borrowings and Investment (Net) ²	Outlays (Net)	Balances Withdrawn and Other Transactions ³	Balances, End of Fiscal Year	
	Period of Availability	ATA	AID	MAIN							SUB
Intragovernmental Funds	Subtotal		069	4120	000	2,302,765,513.58	-----	-----	-15,612,934.72	-----	2,318,378,448.30
Administrative Services Franchise Fund, Federal Aviation Administration, Transportation Fund Resources:											
Undisbursed Funds	No Year		069	4562	000	400,410,547.10	-----	-----	1,015,148.71	-----	399,395,398.39
Trust Fund Accounts											
Airport and Airway Trust Fund - Treasury Managed, Transportation Fund Resources:											
Undisbursed Funds	No Year		069	8103	000	-124,690,368.48	6,225,361,746.36	-7,969,507,261.54	6-----	-----	7 -1,868,835,883.66
Investments in US Treasury Securities						7,900,279,000.00	-----	8,001,619,000.00	-----	-----	15,901,898,000.00
	Subtotal		069	8103	000	7,775,588,631.52	6,225,361,746.36	32,111,738.46	-----	-----	14,033,062,116.34
Operations, Airport and Airway Trust Fund, Federal Aviation Administration, Transportation Fund Resources:											
Undisbursed Funds	2021-2022		069	8104	000	-----	9,500,000,000.00	-----	9,500,000,000.00	-----	-----
	2020-2021					-----	769,000,000.00	-----	769,000,000.00	-----	-----
	No Year					-----	3,000,000.00	-----	3,000,000.00	-----	-----
	Subtotal		069	8104	000	- 0 -	10,272,000,000.00	-----	10,272,000,000.00	-----	- 0 -
Grants-In-Aid for Airports, Liquidation of Contract Authorization, Airport and Airway Trust Fund, Federal Aviation Administration, Transportation Fund Resources:											
Undisbursed Funds	2021-2023		069	8106	000	-----	400,000,000.00	-----	-----	-----	400,000,000.00
	2020-2022					399,999,874.60	-----	-----	94,644,143.35	-----	305,355,731.25
	2021					-----	2,000,000,000.00	-----	580,791,387.24	-----	1,419,208,612.76
	2019-2021					445,760,656.97	-----	-----	188,429,479.82	-----	257,331,177.15
	2018-2020					640,331,204.51	-----	-----	362,308,735.88	-----	278,022,468.63
	No Year					7,494,143,972.42	2,982,000,000.00	-----	7,609,111,179.88	-----	2,867,032,792.54
Unfunded Contract Authority						4,164,367,863.52	8 -3,350,000,000.00	-----	-----	-----	814,367,863.52
	Subtotal		069	8106	000	13,144,603,572.02	2,032,000,000.00	-----	8,835,284,926.17	-----	6,341,318,645.85
Facilities and Equipment, Airport and Airway Trust Fund, Federal Aviation Administration, Transportation Fund Resources:											
Undisbursed Funds	2021-2023		069	8107	000	-----	431,000,000.00	-----	391,663,983.79	-----	39,336,016.21
	2021-2022					-----	535,000,000.00	-----	480,209,175.39	-----	54,790,824.61
	2020-2022					50,912,077.24	875,000,000.00	-----	850,141,311.52	-----	75,770,765.72
	2020-2021					46,294,573.65	-----	-----	42,096,529.91	-----	4,198,043.74
	2019-2021					116,490,390.12	550,000,000.00	-----	620,355,072.48	-----	46,135,317.64
	2019-2020					4,990,609.79	-----	-----	3,431,073.27	-----	1,559,536.52
	2018-2020					68,687,177.08	159,000,000.00	-----	209,229,008.34	-----	18,458,168.74
	2018-2019					1,566,509.03	-----	-----	85,891.76	-----	1,480,617.27
	2017-2019					29,767,227.76	45,000,000.00	-----	66,422,719.82	-----	8,344,507.94
	2016-2018					8,530,715.52	10,000,000.00	-----	15,605,665.02	-----	2,925,050.50
	2017					708,242.46	-----	-----	-3,829.66	-----	712,072.12

Footnotes at End of Chapter

Appropriations, Outlays, and Balances - Continued

Appropriation or Fund Account Title	Account Symbol				Balances, Beginning of Fiscal Year	Appropriations and Other Obligational Authority ¹	Transfers Borrowings and Investment (Net) ²	Outlays (Net)	Balances Withdrawn and Other Transactions ³	Balances, End of Fiscal Year
	Period of Availability	ATA	AID	MAIN SUB						
	2015-2017				2,115,278.03	5,000,000.00	-----	874,953.56	-----	6,240,324.47
	2016				672,564.98	1,149,000.00	-1,839,723.03	-18,158.05	-----	-----
	2014-2016				7,508,391.24	20,850,000.00	-28,000,404.14	357,987.10	-----	-----
	No Year				164,923,932.76	48,500,000.00	-----	80,857,600.65	-----	132,566,332.11
	Subtotal		069	8107	000	503,167,689.66	2,680,499,000.00	-29,840,127.17	2,761,308,984.90	392,517,577.59
Research, Engineering and Development, Airport and Airway Trust Fund, Federal Aviation Administration, Transportation Fund Resources:										
Undisbursed Funds	2021-2023		069	8108	000	-----	48,500,000.00	-----	43,566,962.90	4,933,037.10
	2020-2022					6,791,855.16	22,000,000.00	-----	27,109,029.52	1,682,825.64
	2019-2021					4,106,146.72	50,500,000.00	-----	51,086,800.32	3,519,346.40
	2018-2020					8,785,434.87	25,500,000.00	-----	30,357,317.20	3,928,117.67
	2017-2019					4,277,680.10	3,000,000.00	-----	6,072,326.26	1,205,353.84
	2016-2018					1,244,365.44	-----	-----	313,435.73	930,929.71
	2015-2017					582,622.03	-----	-----	263,179.37	319,442.66
	2014-2016					1,888,486.94	387,000.00	-2,271,611.29	3,875.65	-----
	No Year					16,041,794.38	-----	-----	268,155.97	15,773,638.41
	Subtotal		069	8108	000	43,718,385.64	149,887,000.00	-2,271,611.29	159,041,082.92	32,292,691.43
Total, Federal Aviation Administration						25,348,350,700.24	46,259,854,073.63	-13,949,527.86	39,421,661,533.35	50,235,479.15
										32,122,358,233.51
Federal Highway Administration										
General Fund Accounts										
Emergency Relief Program, Federal Highway Administration, Transportation Fund Resources:										
Undisbursed Funds	No Year		069	0500	000	2,353,124,260.89	-----	-9,064,328.75	607,002,175.05	1,737,057,757.09
Transfer To:										
Forest Service, Agriculture	No Year	012	069	0500	011	70,631,880.15	-----	1,574,023.39	17,260,022.19	54,945,881.35
Bureau of Reclamation, Interior	No Year	014	069	0500	006	291,322.50	-----	-291,322.50	-----	-----
National Park Service, Interior	No Year	014	069	0500	010	4,155,603.82	-----	-----	29,547.93	4,126,055.89
Bureau of Land Management, Interior	No Year	014	069	0500	011	495,693.53	-----	-----	-----	495,693.53
U.S. Fish & Wildlife Service, Interior	No Year	014	069	0500	016	6,086,188.73	-----	2,911,616.00	1,298,704.66	7,699,100.07
Bureau of Indian Affairs, Interior	No Year	014	069	0500	020	5,793,234.41	-----	4,080,514.34	3,584,583.87	6,289,164.88
Corps of Engineers	No Year	096	069	0500	000	14,904,259.06	-----	789,497.52	6,139,877.18	9,553,879.40
	Subtotal		069	0500	000	2,455,482,443.09	-----	0.00	635,314,910.88	1,820,167,532.21
Surface Transportation Projects, Federal Highway Administration, Transportation Fund Resources:										
Undisbursed Funds	No Year		069	0505	000	1,437,729.82	-----	-----	178,725.44	1,259,004.38
Highway Studies Feasibility, Design, Environmental, Engineering, Federal Highway Administration, Transportation Fund Resources:										
Undisbursed Funds	No Year		069	0533	000	12,752.93	-----	-----	-----	12,752.93

Footnotes at End of Chapter

Appropriations, Outlays, and Balances - Continued

Appropriation or Fund Account Title	Account Symbol				Balances, Beginning of Fiscal Year	Appropriations and Other Obligational Authority ¹	Transfers Borrowings and Investment (Net) ²	Outlays (Net)	Balances Withdrawn and Other Transactions ³	Balances, End of Fiscal Year	
	Period of Availability	ATA	AID	MAIN							SUB
Payment to the Highway Trust Fund, Federal Highway Administration, Transportation Fund Resources: Undisbursed Funds	No Year		069	0534	000	----- 13,600,000,000.00	-----	13,600,000,000.00	-----	-----	
Surface Transportation Priorities, Federal Highway Administration, Transportation Fund Resources: Undisbursed Funds	No Year		069	0538	000	98,730,387.74	-----	8,261,883.00	-----	90,468,504.74	
Transfer To: Corps of Engineers	No Year	096	069	0538	000	14,000.00	-----	-----	-----	14,000.00	
Subtotal			069	0538	000	98,744,387.74	-----	8,261,883.00	-----	90,482,504.74	
Highway Beautification, Federal Highway Administration, Transportation Fund Resources: Undisbursed Funds	No Year		069	0540	000	9,264.22	-----	-----	-----	9,264.22	
TIFIA General Fund Program Account, Office of the Secretary, Transportation Fund Resources: Undisbursed Funds	No Year		069	0542	000	270,520.97	4,254,878.50	-----	4,254,878.50	-----	270,520.97
Highway Infrastructure Programs, Federal Highway Administration, Transportation Fund Resources: Undisbursed Funds	2021-2024		069	0548	000	-----	11,833,515,194.28	-----	1,936,719,789.27	-----	9,896,795,405.01
	2020-2023					1,865,278,411.81	-----	227,691,138.39	-----	1,637,587,273.42	
	2019-2022					2,500,344,017.66	-----	516,598,588.92	-----	1,983,745,428.74	
	2018-2021					1,381,289,066.93	-----	468,153,618.34	-----	913,135,448.59	
	No Year					455,009,577.93	100,000,000.00	-2,421,500.00	35,234,175.22	-----	517,353,902.71
Transfer To: Highway Infrastructure Programs	2021-2024	014	069	0548	020	-----	66,484,805.72	-----	34,162,327.98	-----	32,322,477.74
Subtotal			069	0548	000	6,201,921,074.33	12,000,000,000.00	-2,421,500.00	3,218,559,638.12	-----	14,980,939,936.21
State Infrastructure Banks, Federal Highway Administration, Transportation Fund Resources: Undisbursed Funds	No Year		069	0549	000	1,375,400.00	-----	-----	-----	1,375,400.00	
Delta Regional Transportation Development Program, Federal Highway Administration, Transportation Fund Resources: Undisbursed Funds	No Year		069	0551	000	1,838,576.40	-----	-553.00	-----	1,839,129.40	
Railroad-Highway Crossings Demonstration Projects, Federal Highway Administration, Transportation Fund Resources: Undisbursed Funds	No Year		069	0557	000	90,435.00	-----	-----	-----	90,435.00	
Interstate Transfer Grants-Highways, Federal Highway Administration, Transportation Fund Resources: Undisbursed Funds	No Year		069	0560	000	5,211,248.53	-----	-----	-----	5,211,248.53	
Kentucky Bridge Project, Federal Highway Administration,											

Footnotes at End of Chapter

Appropriations, Outlays, and Balances - Continued

Appropriation or Fund Account Title	Account Symbol				Balances, Beginning of Fiscal Year	Appropriations and Other Obligational Authority ¹	Transfers Borrowings and Investment (Net) ²	Outlays (Net)	Balances Withdrawn and Other Transactions ³	Balances, End of Fiscal Year
	Period of Availability	ATA	AID	MAIN						
Transportation Fund Resources: Undisbursed Funds	No Year		069	0572	000	133,231.12	-----	-----	-----	133,231.12
Highway Demonstration Projects, Preliminary Engineering, Federal Highway Administration, Transportation Fund Resources: Undisbursed Funds	No Year		069	0583	000	951,304.09	-----	-----	183,063.94	768,240.15
Turquoise Trail Project, Federal Highway Administration, Transportation Fund Resources: Transfer To: Interior, Bureau of Indian Affairs	No Year	014	069	0592	020	1,059,636.43	-----	-----	-----	1,059,636.43
Highway Demonstration Projects, Federal Highway Administration, Transportation Fund Resources: Undisbursed Funds	No Year		069	0598	000	1,394,606.39	-----	-----	-----	1,394,606.39
Appalachian Development System, Federal Highway Administration, Transportation Fund Resources: Undisbursed Funds	No Year		069	0640	000	41,480,767.71	-----	-----	12,487,171.84	28,993,595.87
Miscellaneous Highway Project, Federal Highway Administration, Transportation Fund Resources: Undisbursed Funds	No Year		069	0641	000	5,118,201.96	-----	-----	5,000,028.58	118,173.38
Arkansas I-69 Connector, Federal Highway Administration, Transportation Fund Resources: Undisbursed Funds	No Year		069	0644	000	8,857,875.00	-----	-----	-----	8,857,875.00
Trust Fund Accounts										
Trust Fund Share of Other Highway Programs, Federal Highway Administration, Transportation Fund Resources: Undisbursed Funds	No Year		069	8009	000	302,094.56	-----	-----	-----	302,094.56
Advances from State Cooperating Agencies, Foreign Governments, and Other Federal Agencies, Federal Highway Administration, Transportation Fund Resources: Undisbursed Funds	No Year		069	8054	000	146,592,283.15	1,580,761.89	-----	107,832,610.23	40,340,434.81
Bridge Capacity Improvement, Federal Highway Administration, Transportation Fund Resources: Undisbursed Funds	No Year		069	8057	000	716,495.54	-----	-----	324,384.00	392,111.54
Miscellaneous Highway Project, Federal Highway Administration, Transportation Fund Resources: Undisbursed Funds	No Year		069	8058	000	2,664,472.09	4,940,000.00	-----	5,764,811.57	1,839,660.52
Transfer To: Federal Transit Administration, Transportation	No Year	069	069	8058	011	758,019.00	-----	-----	-----	758,019.00
	Subtotal		069	8058	000	3,422,491.09	4,940,000.00	-----	5,764,811.57	2,597,679.52

Footnotes at End of Chapter

Appropriations, Outlays, and Balances - Continued

Appropriation or Fund Account Title	Account Symbol				Balances, Beginning of Fiscal Year	Appropriations and Other Obligational Authority ¹	Transfers Borrowings and Investment (Net) ²	Outlays (Net)	Balances Withdrawn and Other Transactions ³	Balances, End of Fiscal Year	
	Period of Availability	ATA	AID	MAIN							SUB
Construction and Improvements to Halls Mills Road, New Jersey, Federal Highway Administration, Transportation Fund Resources: Undisbursed Funds	No Year		069	8061	000	1,000,000.00	-----	-----	-----	1,000,000.00	
Appalachian Development Highway System, Federal Highway Administration, Transportation Fund Resources: Undisbursed Funds	No Year		069	8072	000	4,000.00	-----	-----	-----	4,000.00	
Federal-Aid Highways, Liquidation of Contract Authorization, Federal Highway Administration, Transportation Fund Resources: Undisbursed Funds	No Year		069	8083	000	852,187,105.90	43,108,588,413.54	41,075.43	43,128,034,330.05	-----	832,782,264.82
Transfer To:											
Forest Service, Agriculture	No Year	012	069	8083	011	5,444,543.81	20,456,084.35	-----	11,062,344.87	-----	14,838,283.29
Departmental Offices, Interior	No Year	014	069	8083	001	18,609.38	-----	-----	4,200.00	-----	14,409.38
Bureau of Reclamation, Interior	No Year	014	069	8083	006	5,337,081.33	7,354,913.83	-----	4,164,242.74	-----	8,527,752.42
National Park Service, Interior	No Year	014	069	8083	010	2,315,362.16	68,100,000.00	-----	59,821,103.46	-----	10,594,258.70
Bureau of Land Management, Interior	No Year	014	069	8083	011	5,664,123.65	4,871,493.23	-----	2,839,649.76	-----	7,695,967.12
United States Fish & Wildlife Service, Interior	No Year	014	069	8083	016	4,221,093.28	11,665,901.28	-----	12,859,127.68	-----	3,027,866.88
Bureau of Indian Affairs, Interior	No Year	014	069	8083	020	47,060,167.89	350,000,000.00	-----	244,218,719.50	-----	152,841,448.39
Navy	No Year	017	069	8083	000	516,544.63	-----	-----	-----	-----	516,544.63
Treasury	No Year	020	069	8083	009	452,601.56	2,300,000.00	-----	2,380,990.76	-----	371,610.80
Army	No Year	021	069	8083	000	-547,179.26	-----	-----	1,641.29	-----	⁷ -548,820.55
Air Force	No Year	057	069	8083	000	42,375.43	-----	-42,375.43	-----	-----	-----
National Highway Traffic Safety Administration, Transportation	No Year	069	069	8083	006	10,401,812.34	-----	-----	25,999.38	-----	10,375,812.96
Federal Railroad Administration, Transportation	No Year	069	069	8083	007	15,116,657.22	14,000,000.00	-----	24,179,068.92	-----	4,937,588.30
Federal Transit Administration, Transportation	No Year	069	069	8083	011	7,442,251.83	15,000,000.00	-----	8,320,157.00	-----	14,122,094.83
Research and Special Programs Administration, Transportation	No Year	069	069	8083	014	387,102.47	-----	-----	-----	-----	387,102.47
Maritime Administration, Transportation	No Year	069	069	8083	017	7,338,182.30	17,000,000.00	-----	22,741,174.52	-----	1,597,007.78
Federal Motor Carrier Safety Administration, Transportation	No Year	069	069	8083	026	1,319,992.81	-----	-----	556,735.53	-----	763,257.28
Research and Innovative Technology Administration, Transportation	No Year	069	069	8083	030	17,949,682.80	95,011,375.00	1,300.00	88,512,144.50	-----	24,450,213.30
Housing and Urban Development	No Year	086	069	8083	001	900,078.63	-900,078.63	-----	-----	-----	-----
Corps of Engineers	No Year	096	069	8083	000	9,356,315.02	7,043,469.38	-----	8,178,024.41	-----	8,221,759.99
Appalachian Regional Commission	No Year	309	069	8083	000	1,209,089.77	1,530,745.00	-----	912,318.22	-----	1,827,516.55
Denali Commission	No Year	513	069	8083	067	295,783.69	-----	-----	42,676.91	-----	253,106.78
Unfunded Contract Authority						⁸ 55,762,595,885.21	⁹ -51,158,040,154.80	-----	-----	388,714,000.00	4,215,841,730.41
Bureau of Reclamation, Interior	No Year	014	069	8083	006	-----	-----	-----	-----	-----	-----
National Park Service, Interior	No Year	014	069	8083	010	-----	-----	-----	-----	-----	-----
United States Fish & Wildlife Service, Interior	No Year	014	069	8083	016	-----	-----	-----	-----	-----	-----
Bureau of Indian Affairs, Interior	No Year	014	069	8083	020	-----	-----	-----	-----	-----	-----
Treasury	No Year	020	069	8083	009	-----	-----	-----	-----	-----	-----

Footnotes at End of Chapter

Appropriations, Outlays, and Balances - Continued

Appropriation or Fund Account Title	Account Symbol				Balances, Beginning of Fiscal Year	Appropriations and Other Obligational Authority ¹	Transfers Borrowings and Investment (Net) ²	Outlays (Net)	Balances Withdrawn and Other Transactions ³	Balances, End of Fiscal Year
	Period of Availability	ATA	AID	MAIN						
Federal Railroad Administration, Transportation	No Year	069	069	8083	007	-----	-----	-----	-----	-----
Research and Special Programs Administration, Transportation	No Year	069	069	8083	014	-----	-----	-----	-----	-----
Maritime Administration, Transportation	No Year	069	069	8083	017	-----	-----	-----	-----	-----
Federal Motor Carrier Safety Administration, Transportation	No Year	069	069	8083	026	-----	-----	-----	-----	-----
Research and Innovative Technology Administration, Transportation	No Year	069	069	8083	030	-----	-----	-----	-----	-----
Appalachian Regional Commission	No Year	309	069	8083	000	-----	-----	-----	-----	-----
Subtotal			069	8083	000	56,757,025,263.85	-7,436,017,837.82	43,618,854,649.50	388,714,000.00	5,313,438,776.53
Highway Trust Fund - Treasury Managed, Transportation Fund Resources:										
Undisbursed Funds	No Year		069	8102	000	3,261,812,376.80	²⁰ 2,087,972,794.38	37,471,737.31	²⁰ 413,406.00	5,386,843,502.49
Investments in US Treasury Securities						12,080,824,380.76	-----	-37,471,737.31	-----	12,043,352,643.45
Subtotal			069	8102	000	15,342,636,757.56	2,087,972,794.38	413,406.00	-----	17,430,196,145.94
Corridor Safety Improvement Demonstration Project, Federal Highway Administration, Transportation Fund Resources:										
Undisbursed Funds	No Year		069	8120	000	683,040.53	-----	-----	-----	683,040.53
Contributions for Highway Research Program, Federal Highway Administration, Transportation Fund Resources:										
Undisbursed Funds	No Year		069	8264	000	1,318,382.53	1,112,760.00	-----	5,280.02	2,425,862.51
Cooperative Work, Forest Highways, Federal Highway Administration, Transportation Fund Resources:										
Undisbursed Funds	No Year		069	8265	000	4,369,351.33	-----	-----	-----	4,369,351.33
International Highway Transportation Outreach Program, Federal Highway Administration, Transportation Fund Resources:										
Undisbursed Funds	No Year		069	8371	000	266,396.01	-----	-----	-----	266,396.01
Highway Projects, Federal Highway Administration, Transportation Fund Resources:										
Undisbursed Funds	No Year		069	8382	000	7,626,173.58	-----	-----	-----	7,626,173.58
Mineola Grade Crossing, Federal Highway Administration, Transportation Fund Resources:										
Undisbursed Funds	No Year		069	8386	000	481,213.00	-----	-----	480,751.00	462.00
Right-of-Way Revolving Fund, Liquidation of Contract Authorization, Trust Fund, Federal Highway Administration, Transportation Fund Resources:										
Undisbursed Funds	No Year		069	8402	000	4,278,779.63	-----	-----	-----	4,278,779.63
Technical Assistance, United States Dollars Advanced from Foreign Governments, Federal Highway Administration, Transportation Fund Resources:										
Undisbursed Funds	No Year		069	8502	000	324,060.46	-----	-----	-----	324,060.46
Equipment, Supplies, Etc., for Cooperating Countries, Federal Highway										

Footnotes at End of Chapter

Appropriations, Outlays, and Balances - Continued

Appropriation or Fund Account Title	Account Symbol				Balances, Beginning of Fiscal Year	Appropriations and Other Obligational Authority ¹	Transfers Borrowings and Investment (Net) ²	Outlays (Net)	Balances Withdrawn and Other Transactions ³	Balances, End of Fiscal Year	
	Period of Availability	ATA	AID	MAIN							SUB
Administration, Transportation Fund Resources: Undisbursed Funds	No Year		069	8632	000	6,708.74	-----	-----	-----	6,708.74	
Total, Federal Highway Administration						81,096,442,947.29	20,263,843,356.95	-2,421,500.00	61,217,915,639.62	388,714,000.00	39,751,235,164.62
Federal Motor Carrier Safety Administration											
Trust Fund Accounts											
National Motor Carrier Safety Program, Liquidation of Contract Authorization, Federal Motor Carrier Safety Administration, Transportation Fund Resources: Undisbursed Funds	No Year		069	8048	000	7,257,834.93	-----	-----	-----	7,257,834.93	
Unfunded Contract Authority						4,809,831.36	-----	-----	-----	4,809,831.36	
Subtotal			069	8048	000	12,067,666.29	-----	-----	-----	12,067,666.29	
Motor Carrier Safety, Limitation on Administrative Expenses, Federal Motor Carrier Safety Administration, Transportation Fund Resources: Unfunded Contract Authority						-41,010,640.13	* 41,010,640.13	-----	-----	-----	
Motor Carrier Safety Grants, Federal Motor Carrier Safety Administration, Transportation Fund Resources: Undisbursed Funds	No Year		069	8158	000	15,294,917.75	809,080,153.00	-----	332,650,887.03	-----	491,724,183.72
Unfunded Contract Authority						-217,953,462.94	* -387,800,000.00	-----	-----	-----	-605,753,462.94
Subtotal			069	8158	000	-202,658,545.19	421,280,153.00	-----	332,650,887.03	-----	-114,029,279.22
Motor Carrier Safety Operations and Programs, Federal Motor Carrier Safety Administration, Transportation Fund Resources: Undisbursed Funds	No Year		069	8159	000	67,734,324.84	433,885,184.86	-----	234,119,245.92	-----	267,500,263.78
Unfunded Contract Authority						-15,850,812.23	* -301,285,184.86	-----	-----	-----	-317,135,997.09
Subtotal			069	8159	000	51,883,512.61	132,600,000.00	-----	234,119,245.92	-----	-49,635,733.31
Total, Federal Motor Carrier Safety Administration						-179,718,006.42	594,890,793.13	-----	566,770,132.95	-----	-151,597,346.24
National Highway Traffic Safety Administration											
General Fund Accounts											
Operations and Research, National Highway Traffic Safety Administration, Transportation Fund Resources: Undisbursed Funds	2021-2022		069	0650	000	-----	57,000,000.00	-----	2,555,256.35	-----	54,444,743.65
	2021					-----	154,167,000.00	-----	97,799,366.86	-----	56,367,633.14
	2020-2021					53,008,679.39	-----	-----	21,865,096.97	-----	31,143,582.42
	2020					55,528,321.19	-----	-----	40,599,229.51	-----	14,929,091.68
	2019-2020					35,024,437.70	-----	-----	23,318,387.33	-----	11,706,050.37
	2019					20,013,557.37	-----	-----	12,381,856.93	-----	7,631,700.44
	2018-2019					16,203,159.64	-----	-----	9,939,213.83	-----	6,263,945.81
	2018					8,566,131.12	-----	-----	856,075.87	-----	7,710,055.25
	2017-2018					1,576,880.70	-----	-----	54,655.73	-----	1,522,224.97
	2017					3,678,255.45	-----	-----	665,704.11	-----	3,012,551.34
	2016-2017					827,695.95	-----	-----	-----	-----	827,695.95

Footnotes at End of Chapter

Appropriations, Outlays, and Balances - Continued

Appropriation or Fund Account Title	Account Symbol				Balances, Beginning of Fiscal Year	Appropriations and Other Obligational Authority ¹	Transfers Borrowings and Investment (Net) ²	Outlays (Net)	Balances Withdrawn and Other Transactions ³	Balances, End of Fiscal Year
	Period of Availability	ATA	AID	MAIN SUB						
	2016				4,565,432.54	-----	-----	708,191.42	3,857,241.12	-----
	2015-2016				363,891.29	-----	-----	-60,053.67	423,944.96	-----
	No Year				2,846,184.01	-----	-----	-129,593.43	-----	2,975,777.44
	Subtotal		069	0650 000	202,202,626.35	211,167,000.00	-----	210,553,387.81	4,281,186.08	198,535,052.46
Consumer Assistance to Recycle and Save Program, National Highway Traffic Safety Administration, Transportation Fund Resources:										
Undisbursed Funds	No Year		069	0654 000	20,482,346.54	-----	-----	-----	-----	20,482,346.54
Next Generation 911 Implementation Grants, National Highway Traffic Safety Administration, Transportation Fund Resources:										
Undisbursed Funds	2012-2022		069	0661 000	102,561,600.90	-----	-----	29,066,972.10	-----	73,494,628.80
Trust Fund Accounts										
Operations and Research - Trust Fund, National Highway Traffic Safety Administration, Transportation Fund Resources:										
Undisbursed Funds	No Year		069	8016 000	16,786,413.70	155,000,000.00	-----	148,369,116.98	-----	23,417,296.72
Unfunded Contract Authority					-46,301,401.00	⁸ -155,300,000.00	-----	-----	-----	-201,601,401.00
	Subtotal		069	8016 000	-29,514,987.30	-300,000.00	-----	148,369,116.98	-----	-178,184,104.28
Highway Traffic Safety Grants, Liquidation of Contract Authorization, Trust Fund, National Highway Traffic Safety Administration, Transportation Fund Resources:										
Undisbursed Funds	No Year		069	8020 000	292,649,715.72	530,116,839.00	-----	693,276,982.39	-----	129,489,572.33
Transfer To:										
Federal Highway Administration, Transportation	No Year	069	069	8020 005	669,303.16	-----	-----	370,432.02	-----	298,871.14
Unfunded Contract Authority					⁵ -86,128,866.98	²¹ -631,420,892.76	-----	-----	-----	-717,549,759.74
Federal Highway Administration, Transportation	No Year	069	069	8020 005	⁶ 8,403,892.76	¹⁸ 8,403,892.76	-----	-----	-----	16,807,785.52
	Subtotal		069	8020 000	215,594,044.66	-92,900,161.00	-----	693,647,414.41	-----	-570,953,530.75
National Driver Register, National Highway Traffic Safety Administration, Transportation Fund Resources:										
Undisbursed Funds	No Year		069	8362 000	555,729.12	-----	-----	-----	-----	555,729.12
Unfunded Contract Authority					-141,915.00	-----	-----	-----	-----	-141,915.00
	Subtotal		069	8362 000	413,814.12	-----	-----	-----	-----	413,814.12
Total, National Highway Traffic Safety Administration					511,739,445.27	117,966,839.00	-----	1,081,636,891.30	4,281,186.08	-456,211,793.11
Federal Railroad Administration										
General Fund Accounts										
Northeast Corridor Improvement Program, Federal Railroad Administration, Transportation Fund Resources:										
Undisbursed Funds	No Year		069	0123 000	17,045,490.39	-----	-----	5,482,495.50	-----	11,562,994.89
Capital and Debt Service Grants to the National Railroad Passenger Corporation, Federal Railroad Administration, Transportation Fund Resources:										
Undisbursed Funds	No Year		069	0125 000	11,062,616.17	-10,458,135.54	-----	121,092.57	-----	483,388.06

Footnotes at End of Chapter

Appropriations, Outlays, and Balances - Continued

Appropriation or Fund Account Title	Account Symbol				Balances, Beginning of Fiscal Year	Appropriations and Other Obligational Authority ¹	Transfers Borrowings and Investment (Net) ²	Outlays (Net)	Balances Withdrawn and Other Transactions ³	Balances, End of Fiscal Year	
	Period of Availability	ATA	AID	MAIN							SUB
Restoration and Enhancement Grants, Federal Railroad Administration, Transportation Fund Resources: Undisbursed Funds	No Year		069	0127	000	31,948,528.49	4,720,000.00	-----	65,062.11	-----	36,603,466.38
Magnetic Levitation Technology Deployment Program, Federal Railroad Administration, Transportation Fund Resources: Undisbursed Funds	No Year		069	0129	000	12,000,000.00	2,000,000.00	-----	-----	-----	14,000,000.00
Safety and Operations, Federal Railroad Administration, Transportation Fund Resources: Undisbursed Funds	2021		069	0700	000	-----	209,905,000.00	10,000,000.00	171,431,716.42	-----	48,473,283.58
	2020-2021					29,681.39	-----	-----	29,681.39	-----	-----
	2020					44,285,221.25	-----	-----	28,271,318.03	-----	16,013,903.22
	2019					16,224,938.00	-----	-----	2,199,745.26	-----	14,025,192.74
	2018					13,789,499.96	-----	-----	1,598,477.63	-----	12,191,022.33
	2017					9,258,527.82	-----	-----	4,665,084.56	-----	4,593,443.26
	2016					2,453,173.73	-----	-----	11,464.04	2,441,709.69	-----
	No Year					49,232,330.82	25,000,000.00	-----	16,376,616.19	-----	57,855,714.63
	Subtotal		069	0700	000	135,273,372.97	234,905,000.00	10,000,000.00	224,584,103.52	2,441,709.69	153,152,559.76
Railroad Safety Technology Program, Federal Railroad Administration, Transportation Fund Resources: Undisbursed Funds	No Year		069	0701	000	1,255,697.29	-613,252.29	-----	-----	-----	642,445.00
Railroad Safety, Federal Railroad Administration, Transportation Fund Resources: Undisbursed Funds	No Year		069	0702	000	27,763,801.93	-----	-----	5,640,245.31	-----	22,123,556.62
Grants to the National Railroad Passenger Corporation, Federal Railroad Administration, Transportation Fund Resources: Undisbursed Funds	No Year		069	0704	000	45,203,854.50	-----	-----	-218,984.01	-----	45,422,838.51
Passenger Rail Service, Capital Assistance to States - Intercity, Federal Railroad Administration, Transportation Fund Resources: Undisbursed Funds	No Year		069	0715	000	20,037,988.35	-10,164,885.13	-----	3,112,547.38	-----	6,760,555.84
Rail Line Relocation and Improvement Program, Federal Railroad Administration, Transportation Fund Resources: Undisbursed Funds	No Year		069	0716	000	15,979,502.12	-12,650,365.14	-----	143,012.82	-----	3,186,124.16
Capital Assistance for High Speed Rail Corridors and Intercity Passenger Rail Service, Federal Railroad Administration, Transportation Fund Resources: Undisbursed Funds	No Year		069	0719	000	1,294,330,452.32	-----	-----	11,729,994.05	-----	1,282,600,458.27
Next Generation High Speed Rail, Federal Railroad Administration, Transportation Fund Resources: Undisbursed Funds	No Year		069	0722	000	3,979,994.85	-3,034,848.52	-----	-94.94	-----	945,241.27

Footnotes at End of Chapter

Appropriations, Outlays, and Balances - Continued

Appropriation or Fund Account Title	Account Symbol				Balances, Beginning of Fiscal Year	Appropriations and Other Obligational Authority ¹	Transfers Borrowings and Investment (Net) ²	Outlays (Net)	Balances Withdrawn and Other Transactions ³	Balances, End of Fiscal Year
	Period of Availability	ATA	AID	MAIN SUB						
Pennsylvania Station Redevelopment Project, Federal Railroad Administration, Transportation Fund Resources: Undisbursed Funds	No Year		069 0723	000	313,267.33	-----	-----	313,266.67	-----	0.66
Railroad Research and Development, Federal Railroad Administration, Transportation Fund Resources: Undisbursed Funds	2020		069 0745	000	1,669,964.88	-----	-----	1,659,768.14	-----	10,196.74
	2018				1,699.00	-----	-----	-----	-----	1,699.00
	No Year				71,320,109.13	41,000,000.00	-----	38,731,725.76	-----	73,588,383.37
	Subtotal		069 0745	000	72,991,773.01	41,000,000.00	-----	40,391,493.90	-----	73,600,279.11
Railroad Rehabilitation and Improvement Financing Program, Office of the Secretary, Transportation Fund Resources: Undisbursed Funds	2021		069 0750	000	-----	68,585,357.02	-----	68,585,357.02	-----	-----
	2019				0.87	-----	-----	-----	-----	0.87
	2018				0.50	-----	-----	-----	-----	0.50
	2017				1.16	-----	-----	-----	-----	1.16
	2016				0.63	-----	-----	-----	0.63	-----
	No Year				26,710,545.41	-----	-----	-----	-----	26,710,545.41
	Subtotal		069 0750	000	26,710,548.57	68,585,357.02	-----	68,585,357.02	0.63	26,710,547.94
Northeast Corridor Grants to the National Railroad Passenger Corporation, Transportation Fund Resources: Undisbursed Funds	2021-2024		069 1774	000	-----	970,388,160.00	-----	969,388,160.00	-----	1,000,000.00
	No Year				19,747,409.69	1,355,431,000.00	-----	1,353,646,169.84	-----	21,532,239.85
	Subtotal		069 1774	000	19,747,409.69	2,325,819,160.00	-----	2,323,034,329.84	-----	22,532,239.85
National Network Grants to the National Railroad Passenger Corporation, Transportation Fund Resources: Undisbursed Funds	2021-2024		069 1775	000	-----	729,611,840.00	-----	728,611,840.00	-----	1,000,000.00
	No Year				16,137,768.40	1,644,569,000.00	-----	1,644,710,687.05	-----	15,996,081.35
	Subtotal		069 1775	000	16,137,768.40	2,374,180,840.00	-----	2,373,322,527.05	-----	16,996,081.35
Federal-State Partnership for State of Good Repair Grants, Federal Railroad Administration, Transportation Fund Resources: Undisbursed Funds	No Year		069 2810	000	874,487,782.71	200,000,000.00	-----	2,234,935.13	-----	1,072,252,847.58
Consolidated Rail Infrastructure and Safety Improvements Grants, Federal Railroad Administration, Transportation Fund Resources: Undisbursed Funds	No Year		069 2811	000	1,083,135,560.21	375,000,000.00	-----	63,591,408.73	-----	1,394,544,151.48
Trust Fund Accounts										
High-Speed Ground Transportation, Liquidation of Contract Authorization, Federal Railroad Administration, Transportation Fund Resources: Undisbursed Funds	No Year		069 8552	000	29,031.27	-----	-----	-----	-----	29,031.27

Footnotes at End of Chapter

Appropriations, Outlays, and Balances - Continued

Appropriation or Fund Account Title	Account Symbol				Balances, Beginning of Fiscal Year	Appropriations and Other Obligational Authority ¹	Transfers Borrowings and Investment (Net) ²	Outlays (Net)	Balances Withdrawn and Other Transactions ³	Balances, End of Fiscal Year	
	Period of Availability	ATA	AID	MAIN							SUB
Total, Federal Railroad Administration					3,709,434,440.57	5,589,288,870.40	10,000,000.00	5,122,132,792.65	2,441,710.32	4,184,148,808.00	
Federal Transit Administration											
General Fund Accounts											
Administrative Expenses, Federal Transit Administration, Transportation Fund Resources:											
Undisbursed Funds	2021-2022		069	1120	000	-----	121,052,000.00	-----	106,271,767.76	-----	14,780,232.24
	2020-2021					4,811,415.25	-----	-----	2,528,256.98	-----	2,283,158.27
	2020					9,122,286.39	-----	-----	7,106,609.93	-----	2,015,676.46
	2019					1,447,772.56	-----	-----	647,793.09	-----	799,979.47
	2018					1,032,800.85	-----	-----	-54,434.17	-----	1,087,235.02
	2017					996,349.41	-----	-----	-33,293.28	-----	1,029,642.69
	2016					1,042,645.96	-----	-----	-434,585.13	1,477,231.09	-----
	No Year					281,717.49	-----	-----	-15,182.61	-----	296,900.10
	Subtotal		069	1120	000	18,734,987.91	121,052,000.00	-----	116,016,932.57	1,477,231.09	22,292,824.25
Research, Training, and Human Resources, Federal Transit Administration, Transportation Fund Resources:											
Undisbursed Funds	No Year		069	1121	000	35,694.79	-31,634.00	-----	-----	-----	4,060.79
Urban Formula Grants, Federal Transit Administration, Transportation Fund Resources:											
Undisbursed Funds	No Year		069	1124	000	31,867.02	-----	-----	-----	-----	31,867.02
Job Access and Reverse Commute Grants, Federal Transit Administration, Transportation Fund Resources:											
Undisbursed Funds	No Year		069	1125	000	907,587.17	-320,230.00	-----	-38,696.00	-----	626,053.17
Washington Metropolitan Area Transit Authority, Federal Transit Administration, Transportation Fund Resources:											
Undisbursed Funds	No Year		069	1128	000	132,380,176.91	150,000,000.00	-----	130,243,110.00	-----	152,137,066.91
Formula Grants, Federal Transit Administration, Transportation Fund Resources:											
Undisbursed Funds	No Year		069	1129	000	34,274,827.55	-----	-----	8,568,563.34	²² 1,606,849.00	24,099,415.21
Capital Investment Grants, Federal Transit Administration, Transportation Fund Resources:											
Undisbursed Funds	2021-2024		069	1134	000	-----	2,014,000,000.00	-----	361,101,813.00	-----	1,652,898,187.00
	2020-2023					1,629,646,528.00	-----	-----	363,631,671.11	-----	1,266,014,856.89
	2019-2022					1,821,468,527.21	-----	-----	469,731,571.48	-----	1,351,736,955.73
	2018-2021					1,282,920,228.88	-----	-----	438,515,607.75	-----	844,404,621.13
	No Year					1,886,104,774.33	-----	-----	264,622,206.51	-----	1,621,482,567.82
	Subtotal		069	1134	000	6,620,140,058.42	2,014,000,000.00	-----	1,897,602,869.85	-----	6,736,537,188.57
University Transportation Research, Federal Transit Administration,											

Footnotes at End of Chapter

Appropriations, Outlays, and Balances - Continued

Appropriation or Fund Account Title	Account Symbol				Balances, Beginning of Fiscal Year	Appropriations and Other Obligational Authority ¹	Transfers Borrowings and Investment (Net) ²	Outlays (Net)	Balances Withdrawn and Other Transactions ³	Balances, End of Fiscal Year
	Period of Availability	ATA	AID	MAIN SUB						
Transportation Fund Resources: Undisbursed Funds	No Year		069	1136 000	5,494.95	-----	-----	-----	-----	5,494.95
Transit Research, Federal Transit Administration, Transportation Fund Resources: Undisbursed Funds	No Year		069	1137 000	20,681,219.83	-----	-----	7,148,388.47	-----	13,532,831.36
Public Transportation Emergency Relief Program, Federal Transit Administration, Transportation Fund Resources: Undisbursed Funds	No Year		069	1140 000	6,423,366,057.24	-----	-----	873,714,808.56	-----	5,549,651,248.68
Technical Assistance and Training, Federal Transit Administration, Transportation Fund Resources: Undisbursed Funds	2021-2022		069	1142 000	-----	7,500,000.00	-----	1,291.22	-----	7,498,708.78
	2020-2021				4,463,806.65	-----	-----	1,082,169.30	-----	3,381,637.35
	2019				3,838,953.25	-----	-----	2,795,507.17	-----	1,043,446.08
	2018				1,180,958.42	-----	-----	762,916.74	-----	418,041.68
	2017				151,212.42	-----	-----	19,559.48	-----	131,652.94
	No Year				922,261.77	-----	-----	56,552.40	-----	865,709.37
	Subtotal		069	1142 000	10,557,192.51	7,500,000.00	-----	4,717,996.31	-----	13,339,196.20
Transit Infrastructure Grants, Federal Transit Administration, Transportation Fund Resources: Undisbursed Funds	2021-2024		069	2812 000	-----	30,461,355,534.00	-----	805,726,580.00	-----	29,655,628,954.00
	No Year				14,872,192,613.30	14,516,220,000.00	2,421,500.00	12,564,816,611.80	-----	16,826,017,501.50
	Subtotal		069	2812 000	14,872,192,613.30	44,977,575,534.00	2,421,500.00	13,370,543,191.80	-----	46,481,646,455.50
Trust Fund Accounts										
Discretionary Grants, Liquidation of Contract Authorization, Highway Trust Fund, Federal Transit Administration, Transportation Fund Resources: Undisbursed Funds	No Year		069	8191 000	17,735,381.01	-----	-----	-----	-----	17,735,381.01
Unfunded Contract Authority					-38,246,635.15	-----	-----	-----	-----	-38,246,635.15
	Subtotal		069	8191 000	-20,511,254.14	-----	-----	-----	-----	-20,511,254.14
Formula and Bus Grants, Liquidation of Contract Authorization, Federal Transit Administration, Transportation Fund Resources: Undisbursed Funds	No Year		069	8350 000	697,249,801.30	8,485,309,157.00	-----	7,961,355,588.49	-----	1,221,203,369.81
Unfunded Contract Authority					⁵ 3,337,638,622.46	²³ -6,708,769,611.10	-----	-----	-----	-3,371,130,988.64
	Subtotal		069	8350 000	4,034,888,423.76	1,776,539,545.90	-----	7,961,355,588.49	-----	-2,149,927,618.83
Total, Federal Transit Administration					32,147,684,947.22	49,046,315,215.90	2,421,500.00	24,369,872,753.39	3,084,080.09	56,823,464,829.64
Saint Lawrence Seaway Development Corporation										
Public Enterprise Funds										
Saint Lawrence Seaway Development Corporation Fund, Transportation Fund Resources: Undisbursed Funds	No Year		069	4089 000	41,196,740.42	-----	-240,000.00	-1,883,306.22	-----	42,840,046.64
Funds Held Outside the Treasury					9,960,000.00	-----	240,000.00	-----	-----	10,200,000.00
Authority to Borrow from the Treasury					3,200,000.00	-----	-----	-----	-----	3,200,000.00

Footnotes at End of Chapter

Appropriations, Outlays, and Balances - Continued

Appropriation or Fund Account Title	Account Symbol				Balances, Beginning of Fiscal Year	Appropriations and Other Obligational Authority ¹	Transfers Borrowings and Investment (Net) ²	Outlays (Net)	Balances Withdrawn and Other Transactions ³	Balances, End of Fiscal Year	
	Period of Availability	ATA	AID	MAIN							SUB
Trust Fund Accounts	Subtotal		069	4089	000	54,356,740.42	-----	-----	-1,883,306.22	-----	56,240,046.64
Operations and Maintenance, Saint Lawrence Seaway Development Corporation, Transportation Fund Resources:											
Undisbursed Funds	No Year		069	8003	000	-----	38,000,000.00	-----	38,000,000.00	-----	-----
Total, Saint Lawrence Seaway Development Corporation						54,356,740.42	38,000,000.00	-----	36,116,693.78	-----	56,240,046.64
Pipeline and Hazardous Materials Safety Administration											
General Fund Accounts											
Research and Special Programs, Pipeline and Hazardous Materials Safety Administration, Transportation Fund Resources:											
Undisbursed Funds	No Year		069	0104	000	57,868.10	-----	-----	39,151.07	-----	18,717.03
Operational Expenses, Pipeline and Hazardous Materials Safety Administration, Transportation Fund Resources:											
Undisbursed Funds	2021-2023		069	1400	000	-----	4,500,000.00	-----	-----	-----	4,500,000.00
	2020-2022					1,500,000.00	-----	-----	715,571.74	-----	784,428.26
	2021					-----	24,215,000.00	-----	16,854,680.56	-----	7,360,319.44
	2020					5,431,965.61	-----	-----	5,077,583.63	-----	354,381.98
	2019					1,479,928.27	-----	-----	468,953.37	-----	1,010,974.90
	2018					312,180.81	-----	-----	148,497.22	-----	163,683.59
	2017					1,094,335.15	-----	-----	49,188.38	-----	1,045,146.77
	2016					187,087.19	-----	-----	-1,054.58	188,141.77	-----
Subtotal			069	1400	000	10,005,497.03	28,715,000.00	-----	23,313,420.32	188,141.77	15,218,934.94
Hazardous Materials Safety, Pipeline and Hazardous Materials Safety Administration, Transportation Fund Resources:											
Undisbursed Funds	2021-2023		069	1401	000	-----	14,000,000.00	-----	661,035.92	-----	13,338,964.08
	2020-2022					10,916,090.26	-----	-----	3,857,325.32	-----	7,058,764.94
	2021					-----	48,000,000.00	-----	42,638,670.71	-----	5,361,329.29
	2019-2021					6,995,239.52	-----	-----	726,718.40	-----	6,268,521.12
	2020					7,890,227.37	-----	-----	7,525,545.67	-----	364,681.70
	2018-2020					905,151.28	-----	-----	705,782.94	-----	199,368.34
	2019					895,863.32	-----	-----	591,307.37	-----	304,555.95
	2017-2019					1,945,295.23	-----	-----	1,463,332.67	-----	481,962.56
	2018					314,679.20	-----	-----	20,890.74	-----	293,788.46
	2016-2018					625,996.86	-----	-----	133,589.50	-----	492,407.36
	2017					413,751.23	-----	-----	-1,395.79	-----	415,147.02
	2015-2017					1,753.32	-----	-----	986.66	-----	766.66
	2016					333,188.01	-----	-----	-10,754.44	343,942.45	-----
	2014-2016					11,300.02	-----	-----	-412,705.78	424,005.80	-----
	No Year					1,043,946.53	-----	-----	208,239.15	-----	835,707.38

Footnotes at End of Chapter

Appropriations, Outlays, and Balances - Continued

Appropriation or Fund Account Title	Account Symbol				Balances, Beginning of Fiscal Year	Appropriations and Other Obligational Authority ¹	Transfers Borrowings and Investment (Net) ²	Outlays (Net)	Balances Withdrawn and Other Transactions ³	Balances, End of Fiscal Year
	Period of Availability	ATA	AID	MAIN SUB						
Special Fund Accounts	Subtotal		069	1401 000	32,292,482.15	62,000,000.00	-----	58,108,569.04	767,948.25	35,415,964.86
Pipeline Safety, Pipeline and Hazardous Materials Safety Administration, Transportation Fund Resources:										
Undisbursed Funds	2021-2023		069	5172 000	-----	145,000,000.00	-----	36,412,429.11	-----	108,587,570.89
	2020-2022				95,255,963.51	-----	-----	74,737,975.77	-----	20,517,987.74
	2019-2021				38,290,792.80	-----	-----	19,675,401.11	-----	18,615,391.69
	2018-2020				16,434,052.02	-----	-----	7,239,767.20	-----	9,194,284.82
	2017-2019				7,033,782.57	-----	-----	2,522,293.83	-----	4,511,488.74
	2018				647,251.65	-----	-----	3,449.44	-----	643,802.21
	2016-2018				4,073,771.06	-----	-----	1,559,670.24	-----	2,514,100.82
	2017				609,833.28	-----	-----	-384.51	-----	610,217.79
	2015-2017				704,935.81	-----	-----	-----	-----	704,935.81
	2016				1,268,364.80	-1,576,244.46	-----	-307,879.66	-----	-----
	2014-2016				464,252.05	-253,287.16	-----	210,964.89	-----	-----
	No Year				970,339.00	-----	-----	142,918.94	-----	827,420.06
	Subtotal		069	5172 000	165,753,338.55	143,170,468.38	-----	142,196,606.36	-----	166,727,200.57
Emergency Preparedness Grant, Pipeline and Hazardous Materials Safety Administration, Transportation Fund Resources:										
Undisbursed Funds	2021-2023		069	5282 000	-----	1,000,000.00	-----	-----	-----	1,000,000.00
	2015-2016				8,711.10	-----	-----	8,711.10	-----	-----
	No Year				67,712,726.26	27,303,400.00	-----	20,874,591.84	-----	74,141,534.42
	Subtotal		069	5282 000	67,721,437.36	28,303,400.00	-----	20,883,302.94	-----	75,141,534.42
Trust Fund Accounts										
Trust Fund Share of Pipeline Safety, Pipeline and Hazardous Materials Safety Administration, Transportation Fund Resources:										
Undisbursed Funds	2021-2023		069	8121 000	-----	12,000,000.00	-----	10,567,256.21	-----	1,432,743.79
	2020-2022				3,275,421.20	9,000,000.00	-----	11,858,000.00	-----	417,421.20
	2019-2021				1,948,529.63	2,000,000.00	-----	3,704,620.05	-----	243,909.58
	2018-2020				-452,129.90	453,129.45	-----	-----	-----	999.55
	2017-2019				145,621.75	-----	-----	-----	-----	145,621.75
	2016-2018				211.35	-----	-----	-----	-----	211.35
	2015-2017				5,102.04	-----	-----	-----	-----	5,102.04
	2014-2016				50,697.04	-----	-261,730.51	-211,033.47	-----	-----
	Subtotal		069	8121 000	4,973,453.11	23,453,129.45	-261,730.51	25,918,842.79	-----	2,246,009.26
Total, Pipeline and Hazardous Materials Safety Administration					280,804,076.30	285,641,997.83	-261,730.51	270,459,892.52	956,090.02	294,768,361.08
Office of Inspector General										
General Fund Accounts										

Footnotes at End of Chapter

Appropriations, Outlays, and Balances - Continued

Appropriation or Fund Account Title	Account Symbol				Balances, Beginning of Fiscal Year	Appropriations and Other Obligational Authority ¹	Transfers Borrowings and Investment (Net) ²	Outlays (Net)	Balances Withdrawn and Other Transactions ³	Balances, End of Fiscal Year	
	Period of Availability	ATA	AID	MAIN							SUB
Salaries and Expenses, Office of the Inspector General, Transportation Fund Resources:											
Undisbursed Funds	2021		069	0130	000	----- 98,150,000.00	-----	86,660,209.88	-----	11,489,790.12	
	2020					8,713,421.46	-----	6,963,746.03	-----	1,749,675.43	
	2019					1,215,705.79	-----	46,257.25	-----	1,169,448.54	
	2018					1,067,666.65	-----	-3,116.59	-----	1,070,783.24	
	2017					821,071.61	-----	10,153.04	-----	810,918.57	
	2016					1,428,378.88	-----	-191,805.65	1,620,184.53	-----	
	No Year					7,814,856.40	-----	701,836.11	-----	7,113,020.29	
	Subtotal		069	0130	000	21,061,100.79	-----	94,187,280.07	1,620,184.53	23,403,636.19	
Total, Office of Inspector General						21,061,100.79	-----	94,187,280.07	1,620,184.53	23,403,636.19	
Maritime Administration											
General Fund Accounts											
Ready Reserve Force, Maritime Administration, Transportation Fund Resources:											
Undisbursed Funds	2021		069	1710	000	-----	-----	4,282,885.59	-----	⁷ -4,282,885.59	
	2020					-2,954,293.65	-----	-2,905,769.97	-----	⁷ -48,523.68	
	2019					916,730.51	-----	1,058,991.55	-----	⁷ -142,261.04	
	No Year					154,526,962.41	-----	-22,673,078.83	-----	177,200,041.24	
	Subtotal		069	1710	000	152,489,399.27	-----	-20,236,971.66	-----	172,726,370.93	
Maritime Security Program, Maritime Administration, Transportation Fund Resources:											
Undisbursed Funds	No Year		069	1711	000	75,289,037.26	314,000,000.00	-----	301,069,390.23	-----	88,219,647.03
State Maritime Academy Operations, Maritime Administration, Transportation Fund Resources:											
Undisbursed Funds	2021-2022		069	1712	000	-----	8,400,000.00	-----	6,000,000.00	-----	2,400,000.00
	2020-2021					2,400,000.00	-----	343,000.00	-----	2,057,000.00	
	2019-2020					1,627,158.96	-----	661,346.96	-----	965,812.00	
	No Year					803,145,022.68	424,300,000.00	-----	385,052,924.60	-----	842,392,098.08
	Subtotal		069	1712	000	807,172,181.64	432,700,000.00	-----	392,057,271.56	-----	847,814,910.08
Port Infrastructure Development Program, Maritime Administration, Transportation Fund Resources:											
Undisbursed Funds	No Year		069	1713	000	517,240,021.82	230,000,000.00	-----	1,455,920.78	-----	745,784,101.04
Cable Security Fleet, Maritime Administration, Transportation Fund Resources:											
Undisbursed Funds	No Year		069	1717	000	-----	10,000,000.00	-----	-----	-----	10,000,000.00
Operations and Training, Maritime Administration, Transportation Fund Resources:											
Undisbursed Funds	2021-2022		069	1750	000	-----	83,000,000.00	-----	57,830,171.09	-----	25,169,828.91
	2021					-----	55,853,000.00	-----	44,076,712.38	-----	11,776,287.62
	2020-2021					27,421,550.01	-----	17,772,588.36	-----	9,648,961.65	
	2020					11,031,771.48	-----	7,470,545.51	-----	3,561,225.97	
	2019-2020					6,762,313.41	-----	4,762,726.64	-----	1,999,586.77	

Footnotes at End of Chapter

Appropriations, Outlays, and Balances - Continued

Appropriation or Fund Account Title	Account Symbol				Balances, Beginning of Fiscal Year	Appropriations and Other Obligational Authority ¹	Transfers Borrowings and Investment (Net) ²	Outlays (Net)	Balances Withdrawn and Other Transactions ³	Balances, End of Fiscal Year	
	Period of Availability	ATA	AID	MAIN							SUB
	2019				3,340,959.63	-----	-----	1,619,980.30	-----	1,720,979.33	
	2018-2019				824,469.79	-----	-----	236,293.82	-----	588,175.97	
	2018				2,228,513.86	-----	-----	461,531.40	-----	1,766,982.46	
	2017-2018				934,849.81	-----	-----	243,951.31	-----	690,898.50	
	2017				2,161,492.92	-----	-----	-5,721.33	-----	2,167,214.25	
	2016-2017				674,418.47	-----	-----	20,483.48	-----	653,934.99	
	2016				1,621,422.67	-----	-----	-7,360.62	1,628,783.29	-----	
	2015-2016				861,038.31	-----	-----	-----	861,038.31	-----	
	No Year				145,065,752.14	16,763,000.00	-----	25,060,093.68	-----	136,768,658.46	
	Subtotal		069	1750	000	202,928,552.50	155,616,000.00	-----	159,541,996.02	2,489,821.60	196,512,734.88
Maritime Guaranteed Loan (Title XI) Program Account, Maritime Administration, Transportation Fund Resources:											
Undisbursed Funds	2021		069	1752	000	-----	3,000,000.00	-----	3,000,000.00	-----	-----
	No Year					35,519,763.62	61,920,194.92	-----	61,920,194.92	-----	35,519,763.62
	Subtotal		069	1752	000	35,519,763.62	64,920,194.92	-----	64,920,194.92	-----	35,519,763.62
Ship Disposal, Maritime Administration, Transportation Fund Resources:											
Undisbursed Funds	No Year		069	1768	000	100,483,429.47	4,200,000.00	-----	22,000,354.17	-----	82,683,075.30
Assistance to Shipyards, Maritime Administration, Transportation Fund Resources:											
Undisbursed Funds	No Year		069	1770	000	24,748,410.42	20,000,000.00	-----	14,187,257.44	-----	30,561,152.98
Special Fund Accounts											
Port of Guam Improvement Enterprise Fund, Maritime Administration, Transportation Fund Resources:											
Undisbursed Funds	No Year		069	5560	000	2,531,722.48	-----	-----	298,844.55	-----	2,232,877.93
Public Enterprise Funds											
War-Risk Insurance Revolving Fund, Maritime Administration, Transportation Fund Resources:											
Undisbursed Funds	No Year		069	4302	000	1,054,802.15	-----	18,021,150.28	-839,086.89	-----	19,915,039.32
Unrealized Discount on Investments						-842,393.65	-----	286,050.01	-----	-----	-556,343.64
Investments in US Treasury Securities						50,316,019.12	-----	-18,307,200.29	-----	-----	32,008,818.83
	Subtotal		069	4302	000	50,528,427.62	-----	0.00	-839,086.89	-----	51,367,514.51
Vessel Operations Revolving Fund, Maritime Administration, Transportation Fund Resources:											
Undisbursed Funds	No Year		069	4303	000	23,338,095.63	-----	-----	-8,377,603.56	-----	31,715,699.19
Trust Fund Accounts											
Gifts and Bequests, Maritime Administration, Transportation Fund Resources:											
Undisbursed Funds	No Year		069	8503	000	5,225,472.97	1,272,367.57	-----	299,099.21	-----	6,198,741.33

Footnotes at End of Chapter

Appropriations, Outlays, and Balances - Continued

Appropriation or Fund Account Title	Account Symbol				Balances, Beginning of Fiscal Year	Appropriations and Other Obligational Authority ¹	Transfers Borrowings and Investment (Net) ²	Outlays (Net)	Balances Withdrawn and Other Transactions ³	Balances, End of Fiscal Year	
	Period of Availability	ATA	AID	MAIN							SUB
Special Studies, Services and Projects, Maritime Administration, Transportation Fund Resources:											
Undisbursed Funds	No Year		069	8547	000	4,198.07	-----	-----	-----	4,198.07	
Total, Maritime Administration						1,997,498,712.77	1,232,708,562.49	0.00	926,376,666.77	2,489,821.60	2,301,340,786.89
Deductions for Offsetting Receipts											
Proprietary Receipts from the Public						-----	-104,366,404.86	-----	-497,021,893.50	-----	-----
Intrabudgetary Receipts Deducted by Agency						-----	-30,383,912,436.43	-----	-30,383,912,436.43	-----	-----
Offsetting Governmental Receipts						-----	-145,160,482.64	-----	-145,160,482.64	-----	-----
Total, Offsetting Receipts						-----	-30,633,439,323.93	-----	-31,026,094,812.57	-----	-----
Total, Department of Transportation						150,157,612,342.23	99,008,004,960.37	9,738,269.49	104,936,348,348.98	494,282,967.94	143,352,068,766.53
Memorandum											
Financing Accounts											
Public Enterprise Funds											
Minority Business Resource Center Guaranteed Loan Financing Account, Office of the Secretary, Transportation Fund Resources:											
Undisbursed Funds	No Year		069	4082	000	181,306.30	-----	-166,988.43	-182,007.99	-----	196,325.86
Transportation Infrastructure Finance and Innovation Account, Direct Loan Financing Account, Office of the Secretary, Transportation Fund Resources:											
Undisbursed Funds	No Year		069	4123	000	71,755,295.88	1,003,825.00	-1,243,338,025.39	-1,868,997,170.97	²² 33,060,907.47	665,357,358.99
Authority to Borrow from the Treasury						8,529,371,095.32	9,671,451,134.00	-1,915,512,222.41	-----	5,785,607,146.47	10,499,702,860.44
Subtotal			069	4123	000	8,601,126,391.20	9,672,454,959.00	-3,158,850,247.80	-1,868,997,170.97	5,818,668,053.94	11,165,060,219.43
Transportation Infrastructure Finance and Innovation Act, Guaranteed Loan Account, Office of the Secretary, Transportation Fund Resources:											
Undisbursed Funds	No Year		069	4145	000	5,000.00	-----	-----	-----	-----	5,000.00
Transportation Infrastructure Finance and Innovation Act, Line of Credit Financing Account, Office of the Secretary, Transportation Fund Resources:											
Undisbursed Funds	No Year		069	4173	000	10,000.00	-----	-----	-----	-----	10,000.00
Military Useful Vessel Obligation Guarantee, Financing Account, Maritime Administration, Transportation Fund Resources:											
Undisbursed Funds	No Year		069	4304	000	113,846,657.55	-----	-24,089,920.17	-42,326,558.11	-----	132,083,295.49
Authority to Borrow from the Treasury						-67,864.32	8,000,000.00	-88,865.07	-----	7,911,134.93	-67,864.32
Subtotal			069	4304	000	113,778,793.23	8,000,000.00	-24,178,785.24	-42,326,558.11	7,911,134.93	132,015,431.17
TIGER TIFIA Direct Loan Financing Account, Office of the Secretary, Transportation Fund Resources:											
Undisbursed Funds	No Year		069	4347	000	0.02	-----	260,174.77	260,174.77	-----	0.02
Authority to Borrow from the Treasury						-----	732,827.00	-318,209.26	-----	414,617.74	-----
Subtotal			069	4347	000	0.02	732,827.00	-58,034.49	260,174.77	414,617.74	0.02

Footnotes at End of Chapter

Appropriations, Outlays, and Balances - Continued

Appropriation or Fund Account Title	Account Symbol				Balances, Beginning of Fiscal Year	Appropriations and Other Obligational Authority ¹	Transfers Borrowings and Investment (Net) ²	Outlays (Net)	Balances Withdrawn and Other Transactions ³	Balances, End of Fiscal Year	
	Period of Availability	ATA	AID	MAIN							SUB
TIFIA General Fund Direct Loan Financing Account, Office of the Secretary, Transportation Fund Resources:											
Undisbursed Funds	No Year		069	4348	000	1,804,240.99	-----	-7,977,190.53	-6,172,949.54	-----	-----
Authority to Borrow from the Treasury						-----	11,476,921.00	-2,328,991.93	-----	9,147,929.07	-----
Subtotal			069	4348	000	1,804,240.99	11,476,921.00	-10,306,182.46	-6,172,949.54	9,147,929.07	- 0 -
Railroad Rehabilitation and Improvement, Direct Loan Financing Account, Office of the Secretary, Transportation Fund Resources:											
Undisbursed Funds	No Year		069	4420	000	90,385,773.72	-----	-653,801,178.35	-757,486,791.99	-----	194,071,387.36
Authority to Borrow from the Treasury						3,935,818,937.66	934,540,741.15	-12,016,027.91	-----	1,187,618,399.52	3,670,725,251.38
Subtotal			069	4420	000	4,026,204,711.38	934,540,741.15	-665,817,206.26	-757,486,791.99	1,187,618,399.52	3,864,796,638.74
Maritime Guaranteed Loan (Title XI) FFB Financing Account Fund Resources:											
Undisbursed Funds	No Year		069	4494	000	8,396,944.52	-----	-13,852,212.76	-16,116,916.97	-----	10,661,648.73
Total, Financing Accounts						12,751,507,387.64	10,627,205,448.15	-3,873,229,657.44	-2,691,022,220.80	7,023,760,135.20	15,172,745,263.95

Footnotes at End of Chapter

Appropriations, Outlays, and Balances - Continued

Footnotes

- 1 The amounts in this column, unless otherwise footnoted, represent appropriations, increases and rescissions in borrowing authority or new contract authority. Appropriation accounts with appropriation transfer activity are presented in Table 1 (Appropriations and Appropriation Transfers) at the end of this chapter.
- 2 The amounts in this column, unless otherwise footnoted, represent transfers - other than appropriation transfers, borrowings (gross), investments (net), unrealized discounts or funds held outside the Treasury.
- 3 The amounts in this column, unless otherwise footnoted, represent obligated balances canceled for fiscal year 2016 pursuant to 31 U.S.C. 1553 and adjustments to borrowing and contract authority.
- 4 Pursuant to Public Law # 116-94, 133 Stat. 2936, the balance for this account has been extended beyond the normal period of availability to liquidate obligations.
- 5 The opening balance(s) of the following account(s) have been adjusted during the current fiscal year and do not agree with last year's closing balance(s):

<u>Account Symbol: (ATA, AID, POA, MAIN, SUB)</u>	<u>Adjustment</u>
069 X 5423 000 - Undi sbursed Funds	-\$2, 775, 950. 00
069 X 8083 - Unfunded Contract Authori ty	\$3, 962, 528, 774. 68
069 X 8020 000 - Unfunded Contract Authori ty	\$10, 253, 892. 76
069 069 X 8020 005 - Unfunded Contract Authori ty	-\$8, 403, 892. 76
069 X 8350 000 - Unfunded Contract Authori ty	-\$3, 659, 538, 775. 53

- 6 Excludes \$13,272,876.25 refund of taxes.
- 7 Subject to disposition by the administrative agency.
- 8 Represents appropriations to liquidate.
- 9 Represents \$274,115,037.55 and \$40,327,577.58, which are new contract authority and appropriations to liquidate, respectively.
- 10 Represents \$132,846,746.26 and \$7,354,913.83, which are new contract authority and appropriations to liquidate, respectively.
- 11 Represents \$166,951,866.41 and \$68,100,000.00, which are new contract authority and appropriations to liquidate, respectively.
- 12 Represents \$25,802,871.04 and \$11,665,901.28, which are new contract authority and appropriations to liquidate, respectively.
- 13 Represents \$698,496,276.29 and \$350,000,000.00, which are new contract authority and appropriations to liquidate, respectively.
- 14 Represents \$2,465,872.32 and \$2,300,000.00, which are new contract authority and appropriations to liquidate, respectively.
- 15 Represents \$129,119,626.08 and \$14,000,000.00, which are new contract authority and appropriations to liquidate, respectively.
- 16 Represents new contract authority.
- 17 Represents \$58,034,271.97 and \$17,000,000.00, which are new contract authority and appropriations to liquidate, respectively.

Footnotes

- 18 Represents \$299,654,770.95 and \$95,000,000.00, which are new contract authority and appropriations to liquidate, respectively.
- 19 Represents \$7,948,465,285.81 and \$44,425,866,002.92, which are new contract authority and appropriations to liquidate, respectively.
- 20 Excludes \$441,498,000.00 refund of taxes.
- 21 Represents \$96,712,946.24 and \$728,133,839.00, which are new contract authority and appropriations to liquidate, respectively.
- 22 Represents capital transfer to miscellaneous receipts.
- 23 Represents \$5,176,539,545.90 and \$11,885,309,157.00, which are new contract authority and appropriations to liquidate, respectively.

Appropriations, Outlays, and Balances - Continued

Footnotes

Table 1 - Appropriations and Appropriation Transfers - Department of Transportation

AID	ATA	Period of Availability	MAIN	Net Appropriations and Appropriation Transfers	Appropriation Amount	Net Appropriation Transfers	AID Involved	ATA Involved	Period of Availability Involved	MAIN Involved	Amount From or To (-)
069	012	X	8083	20,456,084.35	0.00	20,456,084.35	069		X	8083	20,456,084.35
069	014	2124	0548	66,484,805.72	0.00	66,484,805.72	069		2124	0548	66,484,805.72
069	014	X	8083	7,354,913.83	0.00	7,354,913.83	069		X	8083	7,354,913.83
069	014	X	8083	68,100,000.00	0.00	68,100,000.00	069		X	8083	68,100,000.00
069	014	X	8083	4,871,493.23	0.00	4,871,493.23	069		X	8083	4,871,493.23
069	014	X	8083	11,665,901.28	0.00	11,665,901.28	069		X	8083	11,665,901.28
069	014	X	8083	350,000,000.00	0.00	350,000,000.00	069		X	8083	350,000,000.00
069	020	X	8083	2,300,000.00	0.00	2,300,000.00	069		X	8083	2,300,000.00
069	309	X	8083	1,530,745.00	0.00	1,530,745.00	069		X	8083	1,530,745.00
069		2124	0548	11,833,515,194.28	11,900,000,000.00	-66,484,805.72	069	014	2124	0548	-66,484,805.72
069		X	5422	-36,050,471.94	0.00	-36,050,471.94	069		X	5422	-36,050,471.94
069		X	5423	43,078,640.94	7,028,169.00	36,050,471.94	069		X	5422	36,050,471.94
069		X	8003	38,000,000.00	0.00	38,000,000.00	096		X	8863	38,000,000.00
069		X	8016	155,000,000.00	0.00	155,000,000.00	069		X	8102	155,000,000.00
069		X	8020	530,116,839.00	0.00	530,116,839.00	069		X	8083	105,116,839.00
							069		X	8102	425,000,000.00
069		X	8058	4,940,000.00	0.00	4,940,000.00	069		X	8102	4,940,000.00
069		X	8083	43,108,588,413.54	0.00	43,108,588,413.54	069	012	X	8083	-20,456,084.35
							069	014	X	8083	-7,354,913.83
							069	014	X	8083	-68,100,000.00
							069	014	X	8083	-4,871,493.23
							069	014	X	8083	-11,665,901.28
							069	014	X	8083	-350,000,000.00
							069	020	X	8083	-2,300,000.00
							069	309	X	8083	-1,530,745.00
							069		X	8020	-105,116,839.00
							069		X	8102	45,758,000,000.00
							069		X	8350	-1,085,309,157.00
							069		X	8634	-845,551,687.02
							069	069	X	8083	-14,000,000.00
							069	069	X	8083	-15,000,000.00
							069	069	X	8083	-17,000,000.00
							069	069	X	8083	-95,011,375.00

Appropriations, Outlays, and Balances - Continued

Footnotes

Table 1 - Appropriations and Appropriation Transfers - Department of Transportation

AID	ATA	Period of Availability	MAIN	Net Appropriations and Appropriation Transfers	Appropriation Amount	Net Appropriation Transfers	AID Involved	ATA Involved	Period of Availability Involved	MAIN Involved	Amount From or To (-)
069		X	8102	-54,985,905,337.86	0.00	-54,985,905,337.86	069	086	X	8083	900,078.63
							069	096	X	8083	-7,043,469.38
							069		X	8016	-155,000,000.00
							069		X	8020	-425,000,000.00
							069		X	8058	-4,940,000.00
							069		X	8083	-45,758,000,000.00
							069		X	8158	-809,080,153.00
069		X	8103	-16,226,110,000.00	0.00	-16,226,110,000.00	069		X	8159	-433,885,184.86
							069		X	8350	-7,400,000,000.00
							069		X	8104	-3,000,000.00
							069	2021		8104	-769,000,000.00
							069	2122		8104	-9,500,000,000.00
							069	X		8106	-2,982,000,000.00
							069	X		8107	-48,500,000.00
							069	1416		8107	-20,850,000.00
							069	1517		8107	-5,000,000.00
							069	16		8107	-1,149,000.00
							069	1618		8107	-10,000,000.00
							069	1719		8107	-45,000,000.00
							069	1820		8107	-159,000,000.00
							069	1921		8107	-550,000,000.00
							069	2022		8107	-875,000,000.00
							069	2122		8107	-535,000,000.00
							069	2123		8107	-431,000,000.00
							069	1416		8108	-387,000.00
							069	1719		8108	-3,000,000.00
							069	1820		8108	-25,500,000.00
069	1921		8108	-50,500,000.00							
069	2022		8108	-22,000,000.00							
069	2123		8108	-48,500,000.00							
069		X	8304	-141,724,000.00							
069		X	8103	3,000,000.00							
069	2021		8104	769,000,000.00							
069		X	8103	769,000,000.00							

Appropriations, Outlays, and Balances - Continued

Footnotes

Table 1 - Appropriations and Appropriation Transfers - Department of Transportation

AID	ATA	Period of Availability	MAIN	Net Appropriations and Appropriation Transfers	Appropriation Amount	Net Appropriation Transfers	AID Involved	ATA Involved	Period of Availability Involved	MAIN Involved	Amount From or To (-)
069		2122	8104	9,500,000,000.00	0.00	9,500,000,000.00	069		X	8103	9,500,000,000.00
069		X	8106	2,982,000,000.00	0.00	2,982,000,000.00	069		X	8103	2,982,000,000.00
069		X	8107	48,500,000.00	0.00	48,500,000.00	069		X	8103	48,500,000.00
069		1416	8107	20,850,000.00	0.00	20,850,000.00	069		X	8103	20,850,000.00
069		1517	8107	5,000,000.00	0.00	5,000,000.00	069		X	8103	5,000,000.00
069		16	8107	1,149,000.00	0.00	1,149,000.00	069		X	8103	1,149,000.00
069		1618	8107	10,000,000.00	0.00	10,000,000.00	069		X	8103	10,000,000.00
069		1719	8107	45,000,000.00	0.00	45,000,000.00	069		X	8103	45,000,000.00
069		1820	8107	159,000,000.00	0.00	159,000,000.00	069		X	8103	159,000,000.00
069		1921	8107	550,000,000.00	0.00	550,000,000.00	069		X	8103	550,000,000.00
069		2022	8107	875,000,000.00	0.00	875,000,000.00	069		X	8103	875,000,000.00
069		2122	8107	535,000,000.00	0.00	535,000,000.00	069		X	8103	535,000,000.00
069		2123	8107	431,000,000.00	0.00	431,000,000.00	069		X	8103	431,000,000.00
069		1416	8108	387,000.00	0.00	387,000.00	069		X	8103	387,000.00
069		1719	8108	3,000,000.00	0.00	3,000,000.00	069		X	8103	3,000,000.00
069		1820	8108	25,500,000.00	0.00	25,500,000.00	069		X	8103	25,500,000.00
069		1921	8108	50,500,000.00	0.00	50,500,000.00	069		X	8103	50,500,000.00
069		2022	8108	22,000,000.00	0.00	22,000,000.00	069		X	8103	22,000,000.00
069		2123	8108	48,500,000.00	0.00	48,500,000.00	069		X	8103	48,500,000.00
069		1820	8121	453,129.45	0.00	453,129.45	070		X	8185	453,129.45
069		1921	8121	2,000,000.00	0.00	2,000,000.00	070		X	8185	2,000,000.00
069		2022	8121	9,000,000.00	0.00	9,000,000.00	070		X	8185	9,000,000.00
069		2123	8121	12,000,000.00	0.00	12,000,000.00	070		X	8185	12,000,000.00
069		X	8158	809,080,153.00	0.00	809,080,153.00	069		X	8102	809,080,153.00
069		X	8159	433,885,184.86	0.00	433,885,184.86	069		X	8102	433,885,184.86
069		X	8304	141,724,000.00	0.00	141,724,000.00	069		X	8103	141,724,000.00
069		X	8350	8,485,309,157.00	0.00	8,485,309,157.00	069		X	8083	1,085,309,157.00
							069		X	8102	7,400,000,000.00
069		X	8634	845,551,687.02	0.00	845,551,687.02	069		X	8083	845,551,687.02
069	069	X	8083	14,000,000.00	0.00	14,000,000.00	069		X	8083	14,000,000.00
069	069	X	8083	15,000,000.00	0.00	15,000,000.00	069		X	8083	15,000,000.00
069	069	X	8083	17,000,000.00	0.00	17,000,000.00	069		X	8083	17,000,000.00
069	069	X	8083	95,011,375.00	0.00	95,011,375.00	069		X	8083	95,011,375.00

Footnotes

Table 1 - Appropriations and Appropriation Transfers - Department of Transportation

AID	ATA	Period of Availability	MAIN	Net Appropriations and Appropriation Transfers	Appropriation Amount	Net Appropriation Transfers	AID Involved	ATA Involved	Period of Availability Involved	MAIN Involved	Amount From or To (-)
069	086	X	8083	-900,078.63	0.00	-900,078.63	069		X	8083	-900,078.63
069	096	X	8083	7,043,469.38	0.00	7,043,469.38	069		X	8083	7,043,469.38
Total				11,968,481,298.45	11,907,028,169.00	61,453,129.45					61,453,129.45

This Page Left Blank Intentionally

Appropriations, Outlays, and Balances - Continued

Appropriation or Fund Account Title	Account Symbol				Balances, Beginning of Fiscal Year	Appropriations and Other Obligational Authority ¹	Transfers Borrowings and Investment (Net) ²	Outlays (Net)	Balances Withdrawn and Other Transactions ³	Balances, End of Fiscal Year	
	Period of Availability	ATA	AID	MAIN							SUB
Department of the Treasury Departmental Offices General Fund Accounts Salaries and Expenses, Departmental Offices, Treasury Fund Resources:											
Undisbursed Funds	2018-2023		020	0101	000	1,013,577.59	-----	-----	205,116.95	-----	808,460.64
	2021-2022					-----	24,000,000.00	-----	120,650.73	-----	23,879,349.27
	2021					-----	209,000,000.00	-----	189,037,137.00	-----	19,962,863.00
	2020-2021					46,350,674.21	-----	615,405.00	16,507,835.66	-----	30,458,243.55
	2020					24,246,965.06	-----	-615,405.00	20,173,659.70	-----	3,457,900.36
	2019-2020					3,558,616.26	-----	-----	2,307,900.42	-----	1,250,715.84
	2019					3,330,276.57	-----	-----	1,171,101.73	-----	2,159,174.84
	2018-2019					2,210,896.75	-----	-----	391,819.91	-----	1,819,076.84
	2018					3,265,022.61	-----	-----	994,452.70	-----	2,270,569.91
	2017-2018					2,516,059.26	-----	-----	202,254.00	-----	2,313,805.26
	2017					5,512,904.43	-----	-----	59,302.74	-----	5,453,601.69
	2016-2017					1,944,032.26	-----	-----	-5,959.18	-----	1,949,991.44
	2016					6,820,101.93	-----	-----	-186,237.01	7,006,338.94	-----
	2015-2016					5,654,500.24	-----	-----	450.00	5,654,050.24	-----
	2014-2016					3,331.19	-----	-----	-----	3,331.19	-----
	No Year					9,223,497.68	-----	-----	-2,121,566.86	-----	11,345,064.54
	Subtotal		020	0101	000	115,650,456.04	233,000,000.00	-----	228,857,918.49	12,663,720.37	107,128,817.18
Salaries and Expenses, Office of Inspector General, Treasury Fund Resources:											
Undisbursed Funds	2021-2027		020	0106	000	-----	3,000,000.00	-----	17,307.17	-----	2,982,692.83
	2021-2025					-----	2,600,000.00	-----	106,141.80	-----	2,493,858.20
	2021-2022					-----	2,800,000.00	-----	-----	-----	2,800,000.00
	2021					-----	38,244,000.00	-10,000.00	33,623,979.25	-----	4,610,020.75
	2020-2021					2,800,000.00	-----	1,154,000.00	1,013,685.37	-----	2,940,314.63
	2020					6,954,662.29	-----	-1,144,000.00	4,442,963.08	-----	1,367,699.21
	2019					1,354,379.35	-----	-----	30,413.71	-----	1,323,965.64
	2018-2019					868,617.75	-----	-----	-----	-----	868,617.75
	2018					548,113.38	-----	-----	7,042.62	-----	541,070.76
	2017-2018					509,176.06	-----	-----	-----	-----	509,176.06
	2017					3,706,096.03	-----	-----	-----	-----	3,706,096.03
	2016-2017					208,192.80	-----	-----	-----	-----	208,192.80
	2016					2,561,257.97	-----	-----	-----	2,561,257.97	-----
	No Year					34,408,427.29	6,500,000.00	-----	4,302,601.77	-----	36,605,825.52
Funds Held Outside the Treasury	2021					-----	-----	10,000.00	-----	-----	10,000.00
	2020					10,000.00	-----	-10,000.00	-----	-----	-----
	Subtotal		020	0106	000	53,928,922.92	53,144,000.00	-----	43,544,134.77	2,561,257.97	60,967,530.18

Footnotes at End of Chapter

Appropriations, Outlays, and Balances - Continued

Appropriation or Fund Account Title	Account Symbol				Balances, Beginning of Fiscal Year	Appropriations and Other Obligational Authority ¹	Transfers Borrowings and Investment (Net) ²	Outlays (Net)	Balances Withdrawn and Other Transactions ³	Balances, End of Fiscal Year
	Period of Availability	ATA	AID	MAIN						
Department-Wide Systems and Capital Investments Programs, Departmental Offices, Treasury Fund Resources:										
Undisbursed Funds	2021-2023		020	0115	000	----- 6,118,000.00	----- -----	----- 1,559,006.38	----- -----	----- 4,558,993.62
	2020-2022					6,118,000.00	-----	-----	-----	6,118,000.00
	2019-2021					2,703,791.50	-----	1,562,102.75	-----	1,141,688.75
	2018-2020					518,229.92	-----	502,853.70	-----	15,376.22
	2017-2019					334,259.26	-----	271,028.53	-----	63,230.73
	2016-2018					109,923.63	-----	-----	-----	109,923.63
	2015-2017					13,988.43	-----	-----	-----	13,988.43
	2014-2016					176,536.47	-----	-0.02	176,536.49	-----
	No Year					204,371.43	-----	117,929.87	-----	86,441.56
	Subtotal		020	0115	000	10,179,100.64	6,118,000.00	4,012,921.21	176,536.49	12,107,642.94
Salaries and Expenses, Treasury Inspector General for Tax Administration, Departmental Offices, Treasury Fund Resources:										
Undisbursed Funds	2021-2023		020	0119	000	----- 8,000,000.00	----- -----	----- 2,380,328.81	----- -----	----- 5,619,671.19
	2021-2022					----- 5,000,000.00	----- -----	----- 2,267,007.21	----- -----	----- 2,732,992.79
	2021					----- 165,250,000.00	----- -120,700.00	----- 152,868,537.92	----- -----	----- 12,260,762.08
	2020-2021					4,420,532.44	-----	3,843,353.72	-----	577,178.72
	2020					14,832,306.29	----- 110,700.00	11,054,938.78	-----	3,888,067.51
	2019-2020					358,159.69	-----	129,731.93	-----	228,427.76
	2019					2,345,701.75	-----	647,548.41	-----	1,698,153.34
	2018-2019					191,036.07	-----	107,198.37	-----	83,837.70
	2018					826,289.07	-----	6,751.94	-----	819,537.13
	2017-2018					6,628.99	-----	-----	-----	6,628.99
	2017					684,134.55	-----	3,709.58	-----	680,424.97
	2016-2017					193,684.40	-----	-----	-----	193,684.40
	2016					901,508.07	-----	585.00	900,923.07	-----
	2015-2016					56,166.25	-----	-----	56,166.25	-----
	No Year					50,968.65	-----	9,758.44	-----	41,210.21
Funds Held Outside the Treasury	2021					----- 110,700.00	----- 120,700.00	----- -----	----- -----	----- 120,700.00
	2020					----- 110,700.00	----- -110,700.00	----- -----	----- -----	----- -----
	Subtotal		020	0119	000	24,977,816.22	178,250,000.00	173,319,450.11	957,089.32	28,951,276.79
Terrorism Insurance Program, Departmental Offices, Treasury Fund Resources:										
Undisbursed Funds	No Year		020	0123	000	1,202,517.20	2,584,936.40	-----	2,796,476.88	----- 990,976.72
Homeowner Assistance Fund, Departmental Offices, Treasury Fund Resources:										
Undisbursed Funds	2021-2025		020	0124	000	-----	9,958,400,000.00	-----	968,116,671.87	----- 8,990,283,328.13
Assistance to Federal National Mortgage Association and Federal Home Loan Mortgage Corporation, Departmental Offices, Treasury Fund Resources:										
Undisbursed Funds	No Year		020	0125	000	254,051,000,000.00	-----	-----	-----	254,051,000,000.00

Footnotes at End of Chapter

Appropriations, Outlays, and Balances - Continued

Appropriation or Fund Account Title	Account Symbol				Balances, Beginning of Fiscal Year	Appropriations and Other Obligational Authority ¹	Transfers Borrowings and Investment (Net) ²	Outlays (Net)	Balances Withdrawn and Other Transactions ³	Balances, End of Fiscal Year	
	Period of Availability	ATA	AID	MAIN							SUB
GSE Mortgage-Backed Securities Purchase Program Account, Departmental Offices, Treasury Fund Resources:											
Undisbursed Funds	2021		020	0126	000	-----	1,225,900.00	-----	833,333.30	-----	392,566.70
	2020					306,633.37	-----	-----	83,333.33	-----	223,300.04
	2019					219,400.04	-----	-----	-----	-----	219,400.04
	2018					252,149.79	-----	-----	-----	-----	252,149.79
	2017					1,393,400.16	-----	-----	-----	-----	1,393,400.16
	2016					1,276,927.16	-----	-----	-----	1,276,927.16	-----
	Subtotal		020	0126	000	3,448,510.52	1,225,900.00	-----	916,666.63	1,276,927.16	2,480,816.73
Office of Financial Stability, Departmental Offices, Treasury Fund Resources:											
Undisbursed Funds	2021		020	0128	000	-----	40,789,436.00	-----	22,562,671.91	-----	18,226,764.09
	2020					21,245,405.16	-----	-----	7,960,612.41	-----	13,284,792.75
	2019					14,105,264.57	-----	-----	70,923.70	-----	14,034,340.87
	2018					13,397,601.86	-----	-----	3,671.44	-----	13,393,930.42
	2017					29,436,482.89	-----	-----	-----	-----	29,436,482.89
	2016					27,246,939.67	-----	-----	-----	27,246,939.67	-----
	Subtotal		020	0128	000	105,431,694.15	40,789,436.00	-----	30,597,879.46	27,246,939.67	88,376,311.02
Special Inspector General for Troubled Assets Relief Program, Departmental Offices, Treasury Fund Resources:											
Undisbursed Funds	2021		020	0133	000	-----	19,000,000.00	-----	17,620,423.58	-----	1,379,576.42
	2020					1,327,671.44	-----	-----	1,093,471.79	-----	234,199.65
	2019					305,427.29	-----	-----	126,032.37	-----	179,394.92
	2018					264,048.96	-----	-----	-----	-----	264,048.96
	2017					2,442,055.88	-----	-----	4,676.86	-----	2,437,379.02
	2016					3,599,583.40	-----	-----	-----	3,599,583.40	-----
	No Year					17,377,676.28	-----	-----	2,404,437.02	-----	14,973,239.26
	Subtotal		020	0133	000	25,316,463.25	19,000,000.00	-----	21,249,041.62	3,599,583.40	19,467,838.23
Troubled Asset Relief Program Account, Equity Purchase Program, Departmental Offices, Treasury Fund Resources:											
Undisbursed Funds	2021		020	0134	000	-----	4,752,333.00	-----	4,752,333.00	-----	-----
Troubled Asset Relief Program, Housing Programs, Departmental Offices, Treasury Fund Resources:											
Undisbursed Funds	No Year		020	0136	000	14,852,622,719.27	-----	-----	365,430,640.59	-----	14,487,192,078.68
Small Business Lending Fund, Departmental Offices, Treasury Fund Resources:											
Undisbursed Funds	No Year		020	0141	000	8,109,441.09	1,668,526.84	-----	1,600,845.72	-----	8,177,122.21
State Small Business Credit Initiative, Departmental Offices, Treasury Fund Resources:											
Undisbursed Funds	2010-2017		020	0142	000	31,363,473.89	-----	-----	-----	-----	31,363,473.89
	No Year					-----	10,000,000,000.00	-----	1,645,155.23	-----	9,998,354,844.77

Footnotes at End of Chapter

Appropriations, Outlays, and Balances - Continued

Appropriation or Fund Account Title	Account Symbol				Balances, Beginning of Fiscal Year	Appropriations and Other Obligational Authority ¹	Transfers Borrowings and Investment (Net) ²	Outlays (Net)	Balances Withdrawn and Other Transactions ³	Balances, End of Fiscal Year	
	Period of Availability	ATA	AID	MAIN SUB							
	Subtotal		020	0142	000	31,363,473.89	10,000,000,000.00	-----	1,645,155.23	-----	10,029,718,318.66
Social Impact Demonstration Projects, Departmental Offices, Treasury Fund Resources:											
Undisbursed Funds	2018-2028		020	0146	000	97,198,332.80	-----	-8,171,880.00	484,084.81	-----	88,542,367.99
Transfer To:											
Social Impact Demonstration Projects (SIPRA) - DOL	2018-2028	016	020	0146	000	-----	-----	8,171,880.00	40,000.00	-----	8,131,880.00
	Subtotal		020	0146	000	97,198,332.80	-----	-----	524,084.81	-----	96,674,247.99
Emergency Rental Assistance, Departmental Offices, Treasury Fund Resources:											
Undisbursed Funds	2021-2027		020	0150	000	-----	21,547,000,000.00	-----	8,319,468,710.18	-----	13,227,531,289.82
	2021					-----	25,000,000,000.00	-----	24,992,756,621.76	-----	7,243,378.24
	Subtotal		020	0150	000	- 0 -	46,547,000,000.00	-----	33,312,225,331.94	-----	13,234,774,668.06
Transportation Services Economic Relief, Department Offices, Treasury Fund Resources:											
Undisbursed Funds	No Year		020	0156	000	-----	2,000,000,000.00	-----	1,293,682,435.92	-----	706,317,564.08
Pandemic Relief for Aviation Workers, Departmental Offices, Treasury Fund Resources:											
Undisbursed Funds	No Year		020	0158	000	-----	31,000,000,000.00	-----	30,259,881,514.28	-----	740,118,485.72
Community Development Financial Institutions Fund Program, Emergency Support, Departmental Offices, Treasury Fund Resources:											
Undisbursed Funds	2021		020	0160	000	-----	1,250,000,000.00	-----	1,084,394,937.20	-----	165,605,062.80
	No Year					-----	1,750,000,000.00	-----	215,797.62	-----	1,749,784,202.38
	Subtotal		020	0160	000	- 0 -	3,000,000,000.00	-----	1,084,610,734.82	-----	1,915,389,265.18
Emergency Capital Investment Fund, Departmental Offices, Treasury Fund Resources:											
Undisbursed Funds	No Year		020	0161	000	-----	9,000,000,000.00	-----	4,860,785.59	-----	8,995,139,214.41
Committee on Foreign Investment in the United States Fund, Departmental Offices, Treasury Fund Resources:											
Undisbursed Funds	No Year		020	0165	000	5,075,010.01	-----	-----	-7,215,489.99	-----	12,290,500.00
Salaries and Expenses, Office of Terrorism and Financial Intelligence, Departmental Offices, Treasury Fund Resources:											
Undisbursed Funds	2021-2022		020	1804	000	-----	10,000,000.00	-----	-----	-----	10,000,000.00
	2021					-----	165,000,000.00	-----	132,413,451.10	-----	32,586,548.90
	2020-2021					10,000,000.00	-----	-----	4,330,529.79	-----	5,669,470.21
	2020					38,968,974.36	-----	-----	34,354,136.59	-----	4,614,837.77
	2019-2020					6,440,855.66	-----	-----	4,378,420.57	-----	2,062,435.09
	2019					6,007,142.13	-----	-----	2,924,981.26	-----	3,082,160.87
	2018-2019					945,085.02	-----	-----	165,165.38	-----	779,919.64
	2018					4,534,005.56	-----	-----	306,960.89	-----	4,227,044.67
	2017-2018					518,668.54	-----	-----	9,807.23	-----	508,861.31
	2017					2,544,921.05	-----	-----	-57,088.28	-----	2,602,009.33
	2016-2017					106,072.25	-----	-----	1,127.97	-----	104,944.28
	2016					2,263,469.42	-----	-----	21,178.08	2,242,291.34	-----

Footnotes at End of Chapter

Appropriations, Outlays, and Balances - Continued

Appropriation or Fund Account Title	Account Symbol				Balances, Beginning of Fiscal Year	Appropriations and Other Obligational Authority ¹	Transfers Borrowings and Investment (Net) ²	Outlays (Net)	Balances Withdrawn and Other Transactions ³	Balances, End of Fiscal Year	
	Period of Availability	ATA	AID	MAIN							SUB
	2015-2016				145,818.14	-----	-----	-----	145,818.14	-----	
	No Year				211,339.00	-----	-----	-----	-----	211,339.00	
	Subtotal		020	1804	000	72,686,351.13	175,000,000.00	-----	178,848,670.58	2,388,109.48	66,449,571.07
Cybersecurity Enhancement Account, Departmental Offices, Treasury Fund Resources:											
Undisbursed Funds	2021-2023		020	1855	000	-----	18,000,000.00	-----	236,418.94	-----	17,763,581.06
	2020-2022				18,000,000.00	-----	-----	2,854,188.27	-----	-----	15,145,811.73
	2019-2021				17,464,970.58	-----	-----	10,010,195.34	-----	-----	7,454,775.24
	2018-2020				6,062,188.29	-----	-----	3,359,394.67	-----	-----	2,702,793.62
	2017-2019				1,309,359.63	-----	-----	94,007.98	-----	-----	1,215,351.65
	Subtotal		020	1855	000	42,836,518.50	18,000,000.00	-----	16,554,205.20	-----	44,282,313.30
Community Development Financial Institutions Fund, Program Account, Treasury Fund Resources:											
Undisbursed Funds	2021-2022		020	1881	000	-----	242,918,421.00	-----	1,918,420.34	-----	241,000,000.66
	2021				-----	29,000,000.00	-----	20,507,154.08	-----	-----	8,492,845.92
	2020-2021				233,500,000.60	-----	-----	205,962,554.46	-----	-----	27,537,446.14
	2020				8,005,920.62	-----	-----	6,640,985.71	-----	-----	1,364,934.91
	2019-2020				20,301,238.75	-----	-----	13,709,031.50	-----	-----	6,592,207.25
	2019				1,043,457.98	-----	-----	536,714.50	-----	-----	506,743.48
	2018-2019				10,004,238.31	-----	-----	8,033,877.93	-----	-----	1,970,360.38
	2018				1,103,435.17	-----	-----	4,179.40	-----	-----	1,099,255.77
	2017-2018				2,050,380.00	-----	-----	1,625,581.00	-----	-----	424,799.00
	2017				438,569.52	-----	-----	-----	-----	-----	438,569.52
	2016-2017				306,519.06	-----	-----	-75,000.00	-----	-----	381,519.06
	2016				152,606.96	-----	-----	427.75	-----	152,179.21	-----
	2015-2016				549,213.01	-----	-----	-----	-----	549,213.01	-----
	No Year				5,776,028.83	14,089,889.00	-----	14,010,021.95	-----	-----	5,855,895.88
	Subtotal		020	1881	000	283,231,608.81	286,008,310.00	-----	272,873,948.62	701,392.22	295,664,577.97
Economic Stabilization Program Account, Departmental Offices, Treasury Fund Resources:											
Undisbursed Funds	2020-2026		020	1889	000	480,643,983,058.89	-477,890,238,316.00	-----	1,149,584,575.12	-----	1,604,160,167.77
Coronavirus Relief Fund, Departmental Offices, Treasury Fund Resources:											
Undisbursed Funds	2021-2025		020	1892	000	-----	350,000,000,000.00	-----	242,932,748,299.66	-----	107,067,251,700.34
	2020				533,626,129.28	-----	-----	-76,933,819.00	440,010,610.52	-----	16,681,699.76
	No Year				-----	50,000,000.00	76,933,819.00	-----	87,076,843.76	-----	39,856,975.24
	Subtotal		020	1892	000	533,626,129.28	350,050,000,000.00	-----	243,459,835,753.94	-----	107,123,790,375.34
Special Inspector General for Pandemic Recovery, Treasury Fund Resources:											
Undisbursed Funds	No Year		020	1893	000	24,150,267.50	-----	-----	10,896,022.61	-----	13,254,244.89
Air Carrier Worker Support, Departmental Offices, Department of											

Footnotes at End of Chapter

Appropriations, Outlays, and Balances - Continued

Appropriation or Fund Account Title	Account Symbol				Balances, Beginning of Fiscal Year	Appropriations and Other Obligational Authority ¹	Transfers Borrowings and Investment (Net) ²	Outlays (Net)	Balances Withdrawn and Other Transactions ³	Balances, End of Fiscal Year	
	Period of Availability	ATA	AID	MAIN							SUB
Treasury Fund Resources: Undisbursed Funds	No Year		020	1894	000	3,859,141,960.44	-----	-----	495,848,025.26	-----	3,363,293,935.18
Coronavirus Capital Projects Fund, Departmental Offices, Treasury Fund Resources: Undisbursed Funds	No Year		020	1896	000	-----	10,000,000,000.00	-----	-----	-----	10,000,000,000.00
Local Assistance and Tribal Consistency Fund, Departmental Offices, Treasury Fund Resources: Undisbursed Funds	2021-2023		020	1897	000	-----	2,000,000,000.00	-----	-----	-----	2,000,000,000.00
Special Fund Accounts											
Presidential Election Campaign Fund, Treasury Fund Resources: Undisbursed Funds	No Year		020	5081	000	378,716,712.79	24,091,077.00	-----	-----	-----	402,807,789.79
Financial Research Fund, Departmental Offices, Treasury Fund Resources: Undisbursed Funds	No Year		020	5590	000	10,000,000.00	68,602,849.48	3,275,548.31	71,878,397.79	-----	10,000,000.00
Investments in US Treasury Securities						83,562,572.12	-----	-3,275,548.31	-----	-----	80,287,023.81
Subtotal			020	5590	000	93,562,572.12	68,602,849.48	-----	71,878,397.79	-----	90,287,023.81
Treasury Forfeiture Fund, Treasury Fund Resources: Undisbursed Funds	No Year		020	5697	000	34,430,115.39	785,515,044.28	-606,570,000.00	177,106,214.07	⁴ 75,000,000.00	⁵ -38,731,054.40
Unrealized Discount on Investments						-88,836.75	-----	24,967.98	-----	-----	-63,868.77
Investments in US Treasury Securities						1,218,276,836.75	-----	606,545,032.02	-----	-----	1,824,821,868.77
Subtotal			020	5697	000	1,252,618,115.39	785,515,044.28	-----	177,106,214.07	75,000,000.00	1,786,026,945.60
Public Enterprise Funds											
Exchange Stabilization Fund, Office of the Secretary, Treasury Fund Resources: Undisbursed Funds	No Year		020	4444	000	⁶ -----	-----	-11,469,091,337.51	-11,654,704,328.31	713,720,999.52	⁵ -528,108,008.72
Investments in US Treasury Securities						11,169,942,384.23	-----	11,666,948,837.62	-----	-----	22,836,891,221.85
Investments in Foreign Securities (Means of Financing) - ESF						5,748,167,914.92	-----	-528,108,008.72	-----	-----	5,220,059,906.20
Funds Held Outside the Treasury						15,867,330,814.60	-----	-197,857,500.11	-----	-----	15,669,473,314.49
Holdings of Special Drawing Rights						51,732,942,798.51	-----	-----	-----	-112,141,231,353.64	163,874,174,152.15
Subtotal			020	4444	000	84,518,383,912.26	-----	-528,108,008.72	-11,654,704,328.31	-111,427,510,354.12	207,072,490,585.97
Intragovernmental Funds											
Treasury Franchise Fund, Treasury Fund Resources: Undisbursed Funds	No Year		020	4560	010	386,774,070.56	-----	-----	-8,506,425.50	-----	395,280,496.06
Trust Fund Accounts											
Capital Magnet Fund, Community Development Financial Institutions, Departmental Offices, Treasury Fund Resources: Undisbursed Funds	No Year		020	8524	000	191,561,834.59	382,748,389.30	-----	170,982,567.17	-----	403,327,656.72

Footnotes at End of Chapter

Appropriations, Outlays, and Balances - Continued

Appropriation or Fund Account Title	Account Symbol				Balances, Beginning of Fiscal Year	Appropriations and Other Obligational Authority ¹	Transfers Borrowings and Investment (Net) ²	Outlays (Net)	Balances Withdrawn and Other Transactions ³	Balances, End of Fiscal Year
	Period of Availability	ATA	AID	MAIN SUB						
Gifts and Bequests, Treasury Fund Resources:										
Undisbursed Funds	No Year		020	8790 000	479,258.63	518.75	-518.75	-----	-----	479,258.63
Investments in US Treasury Securities					1,036,813.51	-----	518.75	-----	-----	1,037,332.26
	Subtotal		020	8790 000	1,516,072.14	518.75	-----	-----	-----	1,516,590.89
Total, Departmental Offices					841,668,293,642.40	-2,054,338,994.95	-528,108,008.72	302,136,607,159.50	-111,300,938,798.04	648,250,178,277.27
Financial Crimes Enforcement Network										
General Fund Accounts										
Salaries and Expenses, Financial Crimes Enforcement Network, Treasury Fund Resources:										
Undisbursed Funds	2021-2023		020	0173 000	-----	34,335,000.00	-----	4,378,275.20	-----	29,956,724.80
	2020-2022				33,813,497.57	-----	-----	20,202,717.11	-----	13,610,780.46
	2021				-----	92,628,000.00	-----	73,583,374.59	-----	19,044,625.41
	2019-2021				16,545,326.51	-----	-----	11,496,205.31	-----	5,049,121.20
	2020				24,323,018.14	-----	-----	22,412,951.66	-----	1,910,066.48
	2018-2020				4,441,237.97	-----	-----	3,899,523.43	-----	541,714.54
	2019				2,980,971.84	-----	-----	678,165.14	-----	2,302,806.70
	2017-2019				801,080.97	-----	-----	16,762.47	-----	784,318.50
	2018				1,879,347.24	-----	-----	8,085.15	-----	1,871,262.09
	2016-2018				1,073,310.73	-----	-----	-----	-----	1,073,310.73
	2017				1,757,642.29	-----	-----	13,666.87	-----	1,743,975.42
	2015-2017				862,106.54	-----	-----	-----	-----	862,106.54
	2016				1,812,251.53	-----	-----	31,538.03	1,780,713.50	-----
	2014-2016				412,199.80	-----	-----	-----	412,199.80	-----
	Subtotal		020	0173 000	90,701,991.13	126,963,000.00	-----	136,721,264.96	2,192,913.30	78,750,812.87
Total, Financial Crimes Enforcement Network					90,701,991.13	126,963,000.00	-----	136,721,264.96	2,192,913.30	78,750,812.87
Bureau of the Fiscal Service										
General Fund Accounts										
Salaries and Expenses, Bureau of the Fiscal Service, Treasury Fund Resources:										
Undisbursed Funds	2021-2023		020	0520 000	-----	8,000,000.00	-----	-----	-----	8,000,000.00
	2021-2022				-----	23,200,000.00	-----	2,244,478.39	-----	20,955,521.61
	2020-2022				8,000,000.00	-----	-----	1,928,256.28	-----	6,071,743.72
	2021				-----	337,569,000.00	-----	306,098,060.03	-----	31,470,939.97
	2020-2021				58,262,516.52	-----	-47,774,000.00	-2,916,700.37	-----	13,405,216.89
	2019-2021				3,725,000.00	-----	-----	3,725,000.00	-----	-----
	2020				42,506,914.73	-----	-776,000.00	37,634,667.39	-----	4,096,247.34
	2019-2020				87,161.63	-----	-----	56,683.04	-----	30,478.59
	2019				5,510,071.35	-----	-----	1,783,790.90	-----	3,726,280.45
	2018-2019				18,259.13	-----	-----	-----	-----	18,259.13
	2017-2019				10,000.00	-----	-----	-----	-----	10,000.00
	2018				4,581,973.62	-----	-----	-9,034.41	-----	4,591,008.03

Footnotes at End of Chapter

Appropriations, Outlays, and Balances - Continued

Appropriation or Fund Account	Account Symbol				Balances, Beginning of Fiscal Year	Appropriations and Other Obligational Authority ¹	Transfers Borrowings and Investment (Net) ²	Outlays (Net)	Balances Withdrawn and Other Transactions ³	Balances, End of Fiscal Year	
Title	Period of Availability	ATA	AID	MAIN							SUB
	2017-2018				2,730.00	-----	-----	-----	-----	2,730.00	
	2016-2018				112,874.36	-----	-----	-----	-----	112,874.36	
	2017				3,346,691.18	-----	-----	-58.22	-----	3,346,749.40	
	2016-2017				57,427.00	-----	-----	-----	-----	57,427.00	
	2015-2017				178,973.07	-----	-----	-----	-----	178,973.07	
	2016				3,043,496.49	-----	-----	8,543.14	3,034,953.35	-----	
	2014-2016				2,849,616.04	-----	-----	-----	2,849,616.04	-----	
	No Year				24,979,145.23	25,000,000.00	-----	1,546,163.93	-----	48,432,981.30	
	Subtotal		020	0520	000	157,272,850.35	393,769,000.00	-48,550,000.00	352,099,850.10	5,884,569.39	144,507,430.86
Reimbursements to Federal Reserve Banks, Bureau of the Fiscal Service, Treasury Fund Resources:											
Undisbursed Funds	No Year		020	0562	000	40,565,687.52	156,667,483.89	-----	151,941,537.00	-----	45,291,634.41
Relief of Individuals and Others by Private and Public Laws, Bureau of the Fiscal Service, Treasury Fund Resources:											
Undisbursed Funds	No Year		020	1706	000	443,162.78	-----	-----	-----	-----	443,162.78
Payment of Government Losses in Shipment, Bureau of the Fiscal Service, Treasury Fund Resources:											
Undisbursed Funds	No Year		020	1710	000	-----	-66,361.26	-----	-66,361.26	-----	-----
Judgements, Court of Claims (Indefinite), Bureau of the Fiscal Service, Treasury Fund Resources:											
Undisbursed Funds	No Year		020	1740	000	-----	7,435,182,222.43	-----	7,184,679,417.32	-----	250,502,805.11
Judgements, United States Courts (Indefinite), Bureau of the Fiscal Service, Treasury Fund Resources:											
Undisbursed Funds	No Year		020	1741	000	6,600,528.99	820,090,085.22	-----	764,111,639.95	-----	62,578,974.26
Claims for Damages (Indefinite), Bureau of the Fiscal Service, Treasury Fund Resources:											
Undisbursed Funds	No Year		020	1742	000	37.13	1,616,221.70	-----	1,609,165.07	-----	7,093.76
Claims for Contract Disputes (Indefinite), Bureau of the Fiscal Service, Treasury Fund Resources:											
Undisbursed Funds	No Year		020	1743	000	18,279,923.32	222,864,162.85	-----	239,678,945.63	-----	1,465,140.54
Salaries and Expenses, Bureau of the Fiscal Service, Treasury Fund Resources:											
Undisbursed Funds	No Year		020	1801	000	14,994.77	-----	-----	-----	-----	14,994.77
Financial Agent Services, Bureau of the Fiscal Service, Treasury Fund Resources:											
Undisbursed Funds	No Year		020	1802	000	102,949,806.88	909,159,770.68	-----	931,209,878.81	-----	80,899,698.75
Payment to the Resolution Funding Corporation, Bureau of the Fiscal Service, Treasury Fund Resources:											
Undisbursed Funds	No Year		020	1851	000	-----	1,367,244,395.68	-----	1,367,244,395.68	-----	-----

Footnotes at End of Chapter

Appropriations, Outlays, and Balances - Continued

Appropriation or Fund Account Title	Account Symbol				Balances, Beginning of Fiscal Year	Appropriations and Other Obligational Authority ¹	Transfers Borrowings and Investment (Net) ²	Outlays (Net)	Balances Withdrawn and Other Transactions ³	Balances, End of Fiscal Year
	Period of Availability	ATA	AID	MAIN SUB						
Interest on Uninvested Funds (Indefinite), Bureau of the Fiscal Service, Treasury Fund Resources: Undisbursed Funds	No Year		020 1860	000	98,072,722.47	1,798,843.26	-----	7,063,002.97	-----	92,808,562.76
Federal Interest Liabilities to the States, Bureau of the Fiscal Service, Treasury Fund Resources: Undisbursed Funds	No Year		020 1877	000	-----	98,905.00	-----	98,905.00	-----	-----
Credit Reform: Interest Paid on Uninvested Funds (Indefinite), Bureau of the Fiscal Service, Treasury Fund Resources: Undisbursed Funds	No Year		020 1880	000	-----	12,762,418,430.32	-----	12,762,418,430.32	-----	-----
Federal Reserve Bank Reimbursement Fund, Bureau of the Fiscal Service, Treasury Fund Resources: Undisbursed Funds	No Year		020 1884	000	160,746,951.33	620,340,562.25	-----	596,070,061.00	-----	185,017,452.58
Special Fund Accounts										
Debt Collection Fund, Bureau of the Fiscal Service, Treasury Fund Resources: Undisbursed Funds	2020-2021		020 5445	000	114,033,505.93	1,613,296.00	-63,221,615.05	50,251,599.65	-----	2,173,587.23
	2019-2020				5,682,757.69	-----	-5,872,207.06	-189,449.37	-----	-----
	2018-2019				4,464,073.39	-----	-4,473,418.53	-9,345.14	-----	-----
	2017-2018				453,039.43	-----	-452,748.89	290.54	-----	-----
	2016-2017				1,328,652.80	-----	-1,328,138.59	514.21	-----	-----
	2015-2016				647,307.76	-----	-647,007.76	300.00	-----	-----
	No Year				2,654,622.83	148,479,945.79	124,545,135.88	119,591,971.32	-----	156,087,733.18
	Subtotal		020 5445	000	129,263,959.83	150,093,241.79	48,550,000.00	169,645,881.21	-----	158,261,320.41
HOPE Reserve Fund, Bureau of the Fiscal Service, Treasury Fund Resources: Undisbursed Funds	No Year		020 5581	000	86,000,000.00	-----	-----	-----	-----	86,000,000.00
Guam World War II Claims Fund, Treasury Fund Resources: Undisbursed Funds	No Year		020 5680	000	⁶ 16,859,473.14	-----	-----	4,157,441.47	-----	12,702,031.67
Continued Dumping and Subsidy Offset, United States Customs Service, Treasury Fund Resources: Undisbursed Funds	No Year		020 5688	000	161,169,260.70	1,005,899.12	-----	57,884,643.85	-----	104,290,515.97
Public Enterprise Funds										
United States Treasury Check Forgery Insurance Fund, Bureau of the Fiscal Service, Treasury Fund Resources: Undisbursed Funds	No Year		020 4109	000	4,794,787.20	-----	-----	1,481,368.70	-----	3,313,418.50
Trust Fund Accounts										
Lower Brule Sioux Tribe Terrestrial Wildlife Habitat Restoration Trust										

Footnotes at End of Chapter

Appropriations, Outlays, and Balances - Continued

Appropriation or Fund Account Title	Account Symbol				Balances, Beginning of Fiscal Year	Appropriations and Other Obligational Authority ¹	Transfers Borrowings and Investment (Net) ²	Outlays (Net)	Balances Withdrawn and Other Transactions ³	Balances, End of Fiscal Year
	Period of Availability	ATA	AID	MAIN						
Fund, Bureau of the Fiscal Service, Treasury Fund Resources:										
Undisbursed Funds	No Year		020	8207	000	-----	296,548.17	-186,548.17	110,000.00	-----
Unrealized Discount on Investments						-54,386.10	-----	-2,951.03	-----	-----
Investments in US Treasury Securities						15,700,513.09	-----	189,499.20	-----	15,890,012.29
Subtotal			020	8207	000	15,646,126.99	296,548.17	-----	110,000.00	-----
Cheyenne River Sioux Tribe Terrestrial Wildlife Habitat Restoration Trust Fund, Bureau of the Fiscal Service, Treasury Fund Resources:										
Undisbursed Funds	No Year		020	8209	000	-----	842,846.82	210,767.22	1,053,614.04	-----
Unrealized Discount on Investments						-153,930.99	-----	-8,399.30	-----	-----
Investments in US Treasury Securities						45,607,459.15	-----	-202,367.92	-----	45,405,091.23
Subtotal			020	8209	000	45,453,528.16	842,846.82	-----	1,053,614.04	-----
Gulf Coast Restoration Trust Fund, Bureau of the Fiscal Service, Treasury Fund Resources:										
Undisbursed Funds	No Year		020	8625	000	-----	314,671,726.54	-171,390,137.30	143,281,589.24	-----
Unrealized Discount on Investments						-10,980,657.06	-----	9,688,308.06	-----	-----
Investments in US Treasury Securities						1,680,931,171.39	-----	161,701,829.24	-----	1,842,633,000.63
Subtotal			020	8625	000	1,669,950,514.33	314,671,726.54	-----	143,281,589.24	-----
Esther Cattell Schmitt Gift Fund, Bureau of the Fiscal Service, Treasury Fund Resources:										
Undisbursed Funds	No Year		020	8902	000	-----	35.15	469,481.02	469,516.17	-----
Unrealized Discount on Investments						-4.11	-----	4.11	-----	-----
Investments in US Treasury Securities						469,485.13	-----	-469,485.13	-----	-----
Subtotal			020	8902	000	469,481.02	35.15	-----	469,516.17	-----
Total, Bureau of the Fiscal Service						2,714,553,796.91	25,158,094,019.61	-----	24,736,242,922.27	5,884,569.39
Federal Financing Bank										
Intragovernmental Funds										
Federal Financing Bank Revolving Fund, Treasury Fund Resources:										
Undisbursed Funds	No Year		020	4521	000	-19,516,245,698.15	-----	^{7.8.9} -297,893,455.66	-191,424,027.82	-----
Total, Federal Financing Bank						-19,516,245,698.15	-----	-297,893,455.66	-191,424,027.82	-----
Alcohol and Tobacco Tax and Trade Bureau										
General Fund Accounts										
Salaries and Expenses, Alcohol and Tobacco Tax and Trade Bureau, Treasury Fund Resources:										
Undisbursed Funds	2021-2022		020	1008	000	-----	5,000,000.00	-----	162,107.24	-----
	2021					-----	119,337,000.00	-----	94,556,456.12	-----
	2020-2021					4,823,869.39	-----	180,000.00	4,560,426.06	-----
	2020					21,531,073.23	-----	-180,000.00	19,827,629.67	-----
	2019-2020					336,420.08	-----	-----	225,068.24	-----
	2019					1,524,373.83	-----	-----	864,199.61	-----

Footnotes at End of Chapter

Appropriations, Outlays, and Balances - Continued

Appropriation or Fund Account Title	Account Symbol				Balances, Beginning of Fiscal Year	Appropriations and Other Obligational Authority ¹	Transfers Borrowings and Investment (Net) ²	Outlays (Net)	Balances Withdrawn and Other Transactions ³	Balances, End of Fiscal Year
	Period of Availability	ATA	AID	MAIN SUB						
	2018-2019				109,452.84	-----	-----	90,000.00	-----	19,452.84
	2018				724,559.05	-----	-----	703.02	-----	723,856.03
	2017-2018				34,695.81	-----	-----	12,808.76	-----	21,887.05
	2017				505,307.88	-----	-----	51,847.29	-----	453,460.59
	2016				568,083.13	-----	-----	-----	568,083.13	-----
	2015-2016				146.73	-----	-----	-----	146.73	-----
	Subtotal		020	1008 000	30,157,981.97	124,337,000.00	-----	120,351,246.01	568,229.86	33,575,506.10
Special Fund Accounts										
Internal Revenue, Collections for Puerto Rico, Treasury										
Fund Resources:										
Undisbursed Funds										
	No Year		020	5737 000	-----	519,681,674.05	-----	519,681,674.05	-----	-----
Total, Alcohol and Tobacco Tax and Trade Bureau										
					30,157,981.97	644,018,674.05	-----	640,032,920.06	568,229.86	33,575,506.10
Bureau of Engraving and Printing										
Intragovernmental Funds										
Bureau of Engraving and Printing Fund, Treasury										
Fund Resources:										
Undisbursed Funds										
	No Year		020	4502 000	172,322,325.90	-----	-----	69,958,199.12	-----	102,364,126.78
Total, Bureau of Engraving and Printing										
					172,322,325.90	-----	-----	69,958,199.12	-----	102,364,126.78
United States Mint										
Public Enterprise Funds										
United States Mint Public Enterprise Fund, Treasury										
Fund Resources:										
Undisbursed Funds										
	No Year		020	4159 000	1,038,631,149.13	-----	-----	-481,403,207.72	-----	1,520,034,356.85
Total, United States Mint										
					1,038,631,149.13	-----	-----	-481,403,207.72	-----	1,520,034,356.85
Internal Revenue Service										
General Fund Accounts										
Refunding Internal Revenue Collections, Interest (Indefinite),										
Treasury										
Fund Resources:										
Undisbursed Funds										
	No Year		020	0904 000	-----	3,032,945,616.83	-----	3,032,945,616.83	-----	-----
U.S. Coronavirus Payments, Internal Revenue Service, Treasury										
Fund Resources:										
Undisbursed Funds										
	No Year		020	0905 000	-----	569,507,844,309.92	-----	569,507,844,309.92	-----	-----
Payment Where Earned Income Credit Exceeds Liability for Tax, Internal										
Revenue Service, Treasury										
Fund Resources:										
Undisbursed Funds										
	No Year		020	0906 000	-----	60,756,926,694.43	-----	60,756,926,694.43	-----	-----
Taxpayer Services, Internal Revenue Service, Treasury										
Fund Resources:										
Undisbursed Funds										
	2021-2023		020	0912 000	-----	215,825,000.00	-----	51,499,373.99	-----	164,325,626.01
	2021-2022				-----	236,300,000.00	-----	84,883,671.63	-----	151,416,328.37
	2021				-----	2,754,041,000.00	-----	2,535,240,399.28	-----	218,800,600.72
	2020-2021				262,886,996.84	-----	15,093,401.00	253,791,981.64	-----	24,188,416.20

Footnotes at End of Chapter

Appropriations, Outlays, and Balances - Continued

Appropriation or Fund Account Title	Account Symbol				Balances, Beginning of Fiscal Year	Appropriations and Other Obligational Authority ¹	Transfers Borrowings and Investment (Net) ²	Outlays (Net)	Balances Withdrawn and Other Transactions ³	Balances, End of Fiscal Year	
	Period of Availability	ATA	AID	MAIN							SUB
	2020				185,955,684.62	-----	-10,555,401.00	156,844,304.70	-----	18,555,978.92	
	2019-2020				3,483,265.68	-----	-----	2,005,915.37	-----	1,477,350.31	
	2019				9,357,435.18	-----	-----	¹⁰ 2,664,984.14	-----	6,692,451.04	
	2018-2019				673,199.37	-----	-----	36,605.07	-----	636,594.30	
	2018				13,637,686.82	-----	-----	446,268.37	-----	13,191,418.45	
	2017-2018				102,693.99	-----	-----	0.01	-----	102,693.98	
	2017				15,409,497.18	-----	-----	108,836.30	-----	15,300,660.88	
	2016-2017				121,900.12	-----	-----	-----	-----	121,900.12	
	2016				10,281,150.58	-----	-----	224,761.76	10,056,388.82	-----	
	2015-2016				45,595.39	-----	-----	-----	45,595.39	-----	
	No Year				150.00	1,900,000.00	63,047,948.15	64,898,098.15	-----	50,000.00	
	Subtotal		020	0912	000	501,955,255.77	3,208,066,000.00	67,585,948.15	3,152,645,200.41	10,101,984.21	614,860,019.30
Enforcement, Internal Revenue Service, Treasury Fund Resources:											
Undisbursed Funds	2021-2022		020	0913	000	-----	250,128,385.00	-3,500,000.00	1,916,493.40	-----	244,711,891.60
	2021					-----	4,754,622,000.00	-5,000.00	¹¹ 4,386,337,499.56	-----	368,279,500.44
	2020-2021					281,690,493.12	-----	-16,373,087.00	138,695,959.13	-----	126,621,446.99
	2020					388,828,130.48	-----	-970,926.00	¹² 353,346,460.79	-----	34,510,743.69
	2019-2020					7,462,407.91	-----	-----	5,201,667.37	-----	2,260,740.54
	2019					54,269,429.98	-----	-----	12,408,312.90	-----	41,861,117.08
	2018-2019					2,850,963.15	-----	-----	443,341.90	-----	2,407,621.25
	2018					28,421,009.69	-----	-----	1,224,278.02	-----	27,196,731.67
	2017-2018					1,308,842.61	-----	-----	-3,717.87	-----	1,312,560.48
	2017					12,628,352.38	-----	-----	6,884,862.07	-----	5,743,490.31
	2016-2017					1,324,402.09	-----	-----	1,925.43	-----	1,322,476.66
	2016					12,526,075.10	-----	-----	7,072,965.42	5,453,109.68	-----
	2015-2016					8,445.96	-----	-----	-----	8,445.96	-----
	No Year					7,019,666.25	-----	-----	912,717.76	-----	6,106,948.49
Funds Held Outside the Treasury	2021-2022					-----	-----	3,500,000.00	-----	-----	3,500,000.00
	2021					-----	-----	5,000.00	-----	-----	5,000.00
	2020-2021					2,755,000.00	-----	-2,755,000.00	-----	-----	-----
	2020					5,000.00	-----	-5,000.00	-----	-----	-----
	Subtotal		020	0913	000	801,098,218.72	5,004,750,385.00	-20,104,013.00	4,914,442,765.88	5,461,555.64	865,840,269.20
Operations Support, Internal Revenue Service, Treasury Fund Resources:											
Undisbursed Funds	2021-2023		020	0919	000	-----	749,675,000.00	-----	69,629,349.89	-----	680,045,650.11
	2021-2022					-----	465,900,000.00	-----	149,326,015.40	-----	316,573,984.60
	2020-2022					12,639,600.72	-----	-----	11,628,000.72	-----	1,011,600.00
	2021					-----	4,120,667,000.00	-----	¹³ 3,416,709,458.48	-----	703,957,541.52
	2020-2021					235,960,782.97	-----	19,393,976.00	189,070,695.60	-----	66,284,063.37
	2019-2021					1,000,000.00	-----	-----	181,790.81	-----	818,209.19
	2020					617,425,370.30	-----	-3,791,589.00	513,542,800.80	-----	100,090,980.50
	2019-2020					20,900,983.15	-----	-----	19,214,563.25	-----	1,686,419.90

Footnotes at End of Chapter

Appropriations, Outlays, and Balances - Continued

Appropriation or Fund Account Title	Account Symbol				Balances, Beginning of Fiscal Year	Appropriations and Other Obligational Authority ¹	Transfers Borrowings and Investment (Net) ²	Outlays (Net)	Balances Withdrawn and Other Transactions ³	Balances, End of Fiscal Year	
	Period of Availability	ATA	AID	MAIN							SUB
	2018-2020				920,018.72	-----	-----	813,083.85	-----	106,934.87	
	2019				103,447,979.74	-----	-----	36,487,225.03	-----	66,960,754.71	
	2018-2019				14,485,939.54	-----	-----	1,171,212.33	-----	13,314,727.21	
	2017-2019				593,080.98	-----	-----	273,560.11	-----	319,520.87	
	2018				52,739,835.50	-----	-----	2,349,627.98	-----	50,390,207.52	
	2017-2018				3,702,030.77	-----	-----	13,429.22	-----	3,688,601.55	
	2016-2018				6.46	-----	-----	-----	-----	6.46	
	2017				46,986,926.77	-----	-----	1,858,526.17	-----	45,128,400.60	
	2016-2017				3,568,683.95	-----	-----	3,600.49	-----	3,565,083.46	
	2015-2017				505.93	-----	-----	-----	-----	505.93	
	2016				45,600,110.38	-----	-----	2,784,589.57	42,815,520.81	-----	
	2015-2016				1,462,852.19	-----	-----	-----	1,462,852.19	-----	
	2014-2016				29,052.80	-----	-----	-----	29,052.80	-----	
	No Year				267,471,866.61	246,394,690.02	178,360,165.84	362,179,627.42	-----	330,047,095.05	
	Subtotal		020	0919	000	1,428,935,627.48	5,582,636,690.02	193,962,552.84	4,777,237,157.12	44,307,425.80	2,383,990,287.42
Business Systems Modernization, Internal Revenue Service, Treasury Fund Resources:											
Undisbursed Funds	2021-2023		020	0921	000	-----	722,724,000.00	-----	-----	582,016,153.99	
	2020-2022				81,299,716.27	-----	-----	¹⁴ 61,577,185.83	-----	19,722,530.44	
	2019-2021				13,386,181.00	-----	-----	¹⁵ 11,459,415.26	-----	1,926,765.74	
	2018-2020				9,775,523.91	-----	-----	5,529,526.59	-----	4,245,997.32	
	2017-2019				2,531,220.06	-----	-----	27,975.01	-----	2,503,245.05	
	2016-2018				2,408,290.40	-----	-----	48,547.57	-----	2,359,742.83	
	2015-2017				3,173,326.85	-----	-----	158,571.54	-----	3,014,755.31	
	2014-2016				2,654,268.61	-----	-----	34,097.55	2,620,171.06	-----	
	No Year				82,700,973.69	29,495,048.66	-1,031,112.66	82,588,005.02	-----	28,576,904.67	
	Subtotal		020	0921	000	197,929,500.79	752,219,048.66	-1,031,112.66	302,131,170.38	2,620,171.06	644,366,095.35
Payment Where Child Tax Credit Exceeds Liability for Tax, Internal Revenue Service, Treasury Fund Resources:											
Undisbursed Funds	No Year		020	0922	000	-----	78,958,980,446.82	-----	78,958,980,446.82	-----	
Payment Where Health Coverage Tax Credit Exceeds Liability for Tax, Internal Revenue Service, Treasury Fund Resources:											
Undisbursed Funds	No Year		020	0923	000	-----	22,909,914.66	-----	22,909,914.66	-----	
Payment Where Certain Tax Credits Exceeds Liability for Corporate Tax, Internal Revenue Service, Treasury Fund Resources:											
Undisbursed Funds	No Year		020	0931	000	-----	9,160,051,916.74	-----	9,160,051,916.74	-----	
Payment Where American Opportunity Credit Exceeds Liability for Tax - Recovery Act, Internal Revenue Service, Treasury Fund Resources:											
Undisbursed Funds	No Year		020	0932	000	-----	3,966,768,246.11	-----	3,966,768,246.11	-----	

Footnotes at End of Chapter

Appropriations, Outlays, and Balances - Continued

Appropriation or Fund Account Title	Account Symbol				Balances, Beginning of Fiscal Year	Appropriations and Other Obligational Authority ¹	Transfers Borrowings and Investment (Net) ²	Outlays (Net)	Balances Withdrawn and Other Transactions ³	Balances, End of Fiscal Year
	Period of Availability	ATA	AID	MAIN						
Build America Bond Payments - Recovery Act, Internal Revenue Service, Treasury Fund Resources: Undisbursed Funds	No Year		020	0935	000	----- 3,011,750,996.57	-----	3,011,750,996.57	-----	-----
U.S. Coronavirus Refundable Credits, Internal Revenue Service, Treasury Fund Resources: Undisbursed Funds	No Year		020	0936	000	----- 10,142,575,358.49	-----	10,142,575,358.49	-----	-----
Payment to Issuer of Qualified Zone Academy Bonds, Internal Revenue Service, Treasury Fund Resources: Undisbursed Funds	No Year		020	0945	000	----- 54,049,334.13	-----	54,049,334.13	-----	-----
Payment to Issuer of Qualified School Construction Bonds, Internal Revenue Service, Treasury Fund Resources: Undisbursed Funds	No Year		020	0946	000	----- 796,888,473.88	-----	796,888,473.88	-----	-----
Payment to Issuer of New Clean Renewable Energy Bonds, Internal Revenue Service, Treasury Fund Resources: Undisbursed Funds	No Year		020	0947	000	----- 56,901,252.94	-----	56,901,252.94	-----	-----
Payment to Issuer of Qualified Energy Conservation Bonds, Internal Revenue Service, Treasury Fund Resources: Undisbursed Funds	No Year		020	0948	000	----- 43,186,259.03	-----	43,186,259.03	-----	-----
Refundable Premium Assistance Tax Credit, Internal Revenue Service, Treasury Fund Resources: Undisbursed Funds	No Year		020	0949	000	----- -1,855,360,388.74	123,666,513.22	-1,731,693,875.52	-----	-----
Transfer To: Centers for Medicare and Medicaid Services, Health and Human Services	No Year	075	020	0949	005	1,610,513,840.75	-123,666,513.22	66,365,461,082.63	-----	2,056,520,724.31
Subtotal			020	0949	000	1,610,513,840.75	-----	64,633,767,207.11	-----	2,056,520,724.31
Payment Where Small Business Health Insurance Tax Credit Exceeds Liability for Tax, Internal Revenue Service, Treasury Fund Resources: Undisbursed Funds	No Year		020	0951	000	----- 65,884.01	-----	65,884.01	-----	-----
Transfer To: Centers for Medicare and Medicaid Services, Health and Human Services	No Year	075	020	0951	005	1,378,800.43	-----	352,206.00	-----	1,087,459.42
Subtotal			020	0951	000	1,378,800.43	-----	418,090.01	-----	1,087,459.42
Special Fund Accounts										
Internal Revenue Service, Miscellaneous Retained Fees, Treasury Fund Resources: Undisbursed Funds	No Year		020	5432	000	395,613,249.97	135,250,544.30	-240,377,001.33	3,314,207.72	287,172,585.22
Informant Payments, Internal Revenue Service, Treasury Fund Resources: Undisbursed Funds	No Year		020	5433	000	235.85	-----	25,760,692.18	-----	24,178.91

Footnotes at End of Chapter

Appropriations, Outlays, and Balances - Continued

Appropriation or Fund Account Title	Account Symbol				Balances, Beginning of Fiscal Year	Appropriations and Other Obligational Authority ¹	Transfers Borrowings and Investment (Net) ²	Outlays (Net)	Balances Withdrawn and Other Transactions ³	Balances, End of Fiscal Year	
	Period of Availability	ATA	AID	MAIN							SUB
Private Collection Agent Program, Internal Revenue Service, Treasury Fund Resources: Undisbursed Funds	No Year		020	5510	000	35,253,780.15	110,444,032.75	-----	87,548,328.65	-----	58,149,484.25
Special Compliance Personnel Program, Internal Revenue Service, Treasury Fund Resources: Undisbursed Funds	No Year		020	5622	000	87,345,013.75	110,444,032.75	-----	52,018,804.05	-----	145,770,242.45
Public Enterprise Funds											
Federal Tax Lien Revolving Fund, Internal Revenue Service, Treasury Fund Resources: Undisbursed Funds	No Year		020	4413	000	7,592,105.94	-----	-----	710,145.51	-----	6,881,960.43
Total, Internal Revenue Service						5,067,615,629.60	819,521,251,085.88	36,374.00	817,461,748,646.51	62,491,136.71	7,064,663,306.26
Comptroller of the Currency											
Trust Fund Accounts											
Assessment Funds, Office of the Comptroller of the Currency, Treasury Fund Resources: Undisbursed Funds	No Year		020	8413	000	7,407,769.52	-----	-104,625,468.75	-115,039,122.19	-----	17,821,422.96
Unrealized Discount on Investments						-14,862,343.75	-----	-1,594,531.25	-----	-----	-16,456,875.00
Investments in US Treasury Securities						1,983,365,000.00	-----	106,220,000.00	-----	-----	2,089,585,000.00
Subtotal			020	8413	000	1,975,910,425.77	-----	-----	-115,039,122.19	-----	2,090,949,547.96
Total, Comptroller of the Currency						1,975,910,425.77	-----	-----	-115,039,122.19	-----	2,090,949,547.96
Interest on the Public Debt											
General Fund Accounts											
Interest on the Public Debt (Indefinite), Bureau of the Fiscal Service, Treasury Fund Resources: Undisbursed Funds	No Year		020	0550	000	-----	552,097,217,307.24	-----	562,388,232,682.17	-10,291,015,374.93	-----
Special Fund Accounts											
Gifts to Reduce Debt Held by the Public, Bureau of the Fiscal Service, Treasury Fund Resources: Undisbursed Funds	No Year		020	5080	000	-----	1,268,950.35	-1,268,950.35	-----	-----	-----
Total, Interest on the Public Debt						-----	552,098,486,257.59	-1,268,950.35	562,388,232,682.17	-10,291,015,374.93	-----
Deductions for Offsetting Receipts											
Proprietary Receipts from the Public						-----	-20,401,606,475.30	-----	-67,814,781,715.01	-----	-----
Intrabudgetary Receipts Deducted by Agency						-----	-5,220,302,477.25	-----	-5,220,302,477.25	-----	-----
Total, Offsetting Receipts						-----	-25,621,908,952.55	-----	-73,035,084,192.26	-----	-----
Total, Department of the Treasury						833,241,941,244.66	1,369,872,565,089.63	-827,234,040.73	1,633,746,593,244.60	-121,520,817,323.71	642,648,321,132.96
Memorandum											
Public Debt Retirement											
General Fund Accounts											

Footnotes at End of Chapter

Appropriations, Outlays, and Balances - Continued

Appropriation or Fund Account Title	Account Symbol				Balances, Beginning of Fiscal Year	Appropriations and Other Obligational Authority ¹	Transfers Borrowings and Investment (Net) ²	Outlays (Net)	Balances Withdrawn and Other Transactions ³	Balances, End of Fiscal Year
	Period of Availability	ATA	AID	MAIN SUB						
Public Debt Principal (Indefinite), Treasury Fund Resources: Undisbursed Funds	No Year		020	0500 000	----- 119,529,743,117,128.06		-119,554,602,201,415.00	----- -24,859,084,286.84	----- -24,859,084,286.84	----- -----
Premium/Discount on Buyback of U.S. Treasury Securities, Bureau of the Fiscal Service, Treasury Fund Resources: Undisbursed Funds	No Year		020	0503 000	4,168,398.23	-----	-----	17,272.81	-----	4,151,125.42
Sinking Fund, Treasury ¹⁶ Fund Resources: Undisbursed Funds	No Year		020	0575 000	51,837,661,676.16	680,849,085.47	-----	-----	-----	52,518,510,761.63
Total, Public Debt Retirement					51,841,830,074.39	119,530,423,966,213.53	-119,554,602,201,415.00	17,272.81	-24,859,084,286.84	52,522,661,887.05
Refunds of Receipts										
General Fund Accounts										
Refunding Internal Revenue Collections (Indefinite), Treasury Fund Resources: Undisbursed Funds	No Year		020	0903 000	-----	334,859,884,771.97	-----	334,859,884,771.97	-----	-----
Refund of Moneys Erroneously Received and Covered (Indefinite), Treasury Fund Resources: Undisbursed Funds	No Year		020	1807 000	-----	17,450,151.33	-----	17,450,151.33	-----	-----
Refunds and Drawbacks, United States Customs Service (Indefinite), Treasury Fund Resources: Undisbursed Funds	No Year		070	0505 000	555,660,343.43	7,076,656,790.22	-----	6,965,842,291.67	-----	666,474,841.98
Total, Refunds of Receipts					555,660,343.43	341,953,991,713.52	-----	341,843,177,214.97	-----	666,474,841.98
Financing Accounts										
Public Enterprise Funds										
Community Development Financial Institutions Fund, Direct Loan, Financing Account, Treasury Fund Resources: Undisbursed Funds	No Year		020	4088 000	411,875.21	-----	-2,148,820.46	-2,039,875.36	-----	302,930.11
Authority to Borrow from the Treasury					1,520,635.27	9,433,814.72	-1,482,084.08	-----	200,358.04	9,272,007.87
Subtotal			020	4088 000	1,932,510.48	9,433,814.72	-3,630,904.54	-2,039,875.36	200,358.04	9,574,937.98
Troubled Asset Relief Program Direct Loan Financing Account, Departmental Offices, Treasury Fund Resources: Undisbursed Funds	No Year		020	4277 000	0.60	-----	-----	-2,822,197.36	-----	2,822,197.96
Troubled Assets Relief Program Equity Purchase Financing Account, Departmental Offices, Treasury Fund Resources: Undisbursed Funds	No Year		020	4278 000	3,576,937.20	-----	-5,386,954.03	-2,637,419.44	-----	827,402.61
Authority to Borrow from the Treasury					-----	2,797,344.00	-2,797,344.00	-----	-----	-----
Subtotal			020	4278 000	3,576,937.20	2,797,344.00	-8,184,298.03	-2,637,419.44	-----	827,402.61
State HFA Direct Loan Financing, Departmental Offices, Treasury Fund Resources: Undisbursed Funds	No Year		020	4298 000	136,643,320.53	-----	-1,026,283,306.53	-943,299,126.67	-----	53,659,140.67

Footnotes at End of Chapter

Appropriations, Outlays, and Balances - Continued

Appropriation or Fund Account Title	Account Symbol				Balances, Beginning of Fiscal Year	Appropriations and Other Obligational Authority ¹	Transfers Borrowings and Investment (Net) ²	Outlays (Net)	Balances Withdrawn and Other Transactions ³	Balances, End of Fiscal Year	
	Period of Availability	ATA	AID	MAIN							SUB
Authority to Borrow from the Treasury					-----	173,360,014.00	-173,360,014.00	-----	-----	-----	
Subtotal			020	4298	000	136,643,320.53	173,360,014.00	-1,199,643,320.53	-943,299,126.67	-----	53,659,140.67
Troubled Asset Relief Program, Housing Programs, Letter of Credit Financing Account, Departmental Offices, Treasury Fund Resources:											
Undisbursed Funds	No Year		020	4329	000	1,485,964.54	-----	-----	621,949.53	-----	864,015.01
Small Business Lending Fund Financing Account, Departmental Offices, Treasury Fund Resources:											
Undisbursed Funds	No Year		020	4349	000	2,012,868.52	-----	-12,483,547.52	-13,223,685.16	-----	2,753,006.16
Authority to Borrow from the Treasury						-----	1,029,321.00	-1,029,321.00	-----	-----	-----
Subtotal			020	4349	000	2,012,868.52	1,029,321.00	-13,512,868.52	-13,223,685.16	-----	2,753,006.16
Community Development Financial Institutions Bond Loan Guarantee Program Financing Account, Departmental Offices, Treasury Fund Resources:											
Undisbursed Funds	No Year		020	4366	000	1,664,168.92	-----	^{17,18} 52,796,667.76	52,410,139.97	-----	2,050,696.71
Authority to Borrow from the Treasury						421,247,208.53	117,308,249.68	-109,876,069.96	-----	27,337,194.88	401,342,193.37
Subtotal			020	4366	000	422,911,377.45	117,308,249.68	-57,079,402.20	52,410,139.97	27,337,194.88	403,392,890.08
Economic Stabilization Direct Loan Financing Account, Treasury Fund Resources:											
Undisbursed Funds	No Year		020	4447	000	0.34	-----	-63,104,697,910.96	-63,485,484,661.28	⁴ 670,529.01	380,116,221.65
Authority to Borrow from the Treasury						93,538,234,882.50	14,714,072,567.89	-14,961,791,145.89	-----	93,290,516,304.50	-----
Subtotal			020	4447	000	93,538,234,882.84	14,714,072,567.89	-78,066,489,056.85	-63,485,484,661.28	93,291,186,833.51	380,116,221.65
Total, Financing Accounts						94,106,797,862.16	15,018,001,311.29	-79,348,539,850.67	-64,396,474,875.77	93,318,724,386.43	854,009,812.12

Footnotes at End of Chapter

Appropriations, Outlays, and Balances - Continued

Footnotes

- 1 The amounts in this column, unless otherwise footnoted, represent appropriations, increases and rescissions in borrowing authority or new contract authority. Appropriation accounts with appropriation transfer activity are presented in Table 1 (Appropriations and Appropriation Transfers) at the end of this chapter.
- 2 The amounts in this column, unless otherwise footnoted, represent transfers - other than appropriation transfers, borrowings (gross), investments (net), unrealized discounts or funds held outside the Treasury.
- 3 The amounts in this column, unless otherwise footnoted, represent obligated balances canceled for fiscal year 2016 pursuant to 31 U.S.C. 1553 and adjustments to borrowing and contract authority.
- 4 Represents capital transfer to miscellaneous receipts.
- 5 Subject to disposition by the administrative agency.
- 6 The opening balance(s) of the following account(s) have been adjusted during the current fiscal year and do not agree with last year's closing balance(s):

<u>Account Symbol: (ATA, AID, POA, MAIN, SUB)</u>	<u>Adjustment</u>
020 X 4444 000 - Undi sbursed Funds	-\$812,075,423.25
020 X 5680 000 - Undi sbursed Funds	\$1,984,299.00

- 7 Includes \$1,783,679,485.30 which represents net borrowing from the Federal Financing Bank in lieu of issuance of agency debt.
- 8 Includes \$872,754,940.96 which represents net repayment of borrowing from the U.S. Treasury.
- 9 Includes \$1,208,818,000.00 which represents redemption of non-guaranteed Government agency securities.
- 10 Includes \$990.25 which represents payment for obligations of a closed account.
- 11 Includes \$19,681.97 which represents payment for obligations of a closed account.
- 12 Includes \$167.66 which represents payment for obligations of a closed account.
- 13 Includes \$19,122.02 which represents payment for obligations of a closed account.
- 14 Includes \$22,029.67 which represents payment for obligations of a closed account.
- 15 Includes \$2,400.69 which represents payment for obligations of a closed account.
- 16 The Account 20 X 0575, Cumulative Sinking Fund, represents an authorization to spend in the event of a Federal budget surplus. It is a permanent appropriation account that was created by Section 6(a) of the Victory Liberty Loan Act of 1919, for the purpose of providing funds for the retirement of public debt. The Sinking Fund was established to retire notes and bonds, issued under the First Liberty Bond Act, which were outstanding on July 1, 1920. The Gold Reserve Act of 1934 extended the application of the Sinking Fund to notes and bonds issued after July 1, 1920.
- 17 Includes \$52,723,596.30 which represents net borrowing from the Federal Financing Bank in lieu of issuance of agency debt.
- 18 Includes \$73,071.46 which represents net borrowing from the U.S. Treasury.

Footnotes

Table 1 - Appropriations and Appropriation Transfers - Department of the Treasury

AID	ATA	Period of Availability	MAIN	Net Appropriations and Appropriation Transfers	Appropriation Amount	Net Appropriation Transfers	AID Involved	ATA Involved	Period of Availability Involved	MAIN Involved	Amount From or To (-)
020		21	0101	209,000,000.00	233,000,000.00	-24,000,000.00	020		2122	0101	-24,000,000.00
020		2122	0101	24,000,000.00	0.00	24,000,000.00	020		21	0101	24,000,000.00
020		21	0106	38,244,000.00	41,044,000.00	-2,800,000.00	020		2122	0106	-2,800,000.00
020		2122	0106	2,800,000.00	0.00	2,800,000.00	020		21	0106	2,800,000.00
020		2125	0106	2,600,000.00	0.00	2,600,000.00	020		2125	0124	2,600,000.00
020		2127	0106	3,000,000.00	0.00	3,000,000.00	020		2127	0150	3,000,000.00
020		2125	0124	9,958,400,000.00	9,961,000,000.00	-2,600,000.00	020		2125	0106	-2,600,000.00
020		21	0126	1,300,000.00	0.00	1,300,000.00	020		X	1802	1,300,000.00
020		2127	0150	21,547,000,000.00	21,550,000,000.00	-3,000,000.00	020		2127	0106	-3,000,000.00
020		X	0160	1,750,000,000.00	0.00	1,750,000,000.00	020		21	0160	1,750,000,000.00
020		21	0160	1,250,000,000.00	3,000,000,000.00	-1,750,000,000.00	020		X	0160	-1,750,000,000.00
020		21	0173	92,628,000.00	126,963,000.00	-34,335,000.00	020		2123	0173	-34,335,000.00
020		2123	0173	34,335,000.00	0.00	34,335,000.00	020		21	0173	34,335,000.00
020		21	0520	337,569,000.00	345,569,000.00	-8,000,000.00	020		2123	0520	-8,000,000.00
020		2123	0520	8,000,000.00	0.00	8,000,000.00	020		21	0520	8,000,000.00
020		X	0912	1,900,000.00	0.00	1,900,000.00	020		X	5432	1,900,000.00
020		21	0912	2,754,041,000.00	2,733,941,000.00	20,100,000.00	020		2122	0912	-30,000,000.00
							020		21	0913	50,100,000.00
020		2122	0912	236,300,000.00	206,300,000.00	30,000,000.00	020		21	0912	30,000,000.00
020		21	0913	4,754,622,000.00	5,270,050,000.00	-515,428,000.00	020		21	0912	-50,100,000.00
							020		2122	0913	-250,000,000.00
							020		21	0919	-215,328,000.00
020		2122	0913	250,128,385.00	0.00	250,128,385.00	011		2122	1070	128,385.00
							020		21	0913	250,000,000.00
020		X	0919	246,394,690.02	0.00	246,394,690.02	020		21	0919	20,000,000.00
							020		X	5432	226,394,690.02
020		21	0919	4,120,667,000.00	4,201,339,000.00	-80,672,000.00	020		21	0913	215,328,000.00
							020		X	0919	-20,000,000.00
							020		2122	0919	-275,000,000.00
							020		2123	0919	-1,000,000.00
020		2122	0919	465,900,000.00	190,900,000.00	275,000,000.00	020		21	0919	275,000,000.00
020		2123	0919	749,675,000.00	748,675,000.00	1,000,000.00	020		21	0919	1,000,000.00
020		X	0921	29,495,048.66	0.00	29,495,048.66	020		X	5432	29,495,048.66

Appropriations, Outlays, and Balances - Continued

Footnotes

Table 1 - Appropriations and Appropriation Transfers - Department of the Treasury

AID	ATA	Period of Availability	MAIN	Net Appropriations and Appropriation Transfers	Appropriation Amount	Net Appropriation Transfers	AID Involved	ATA Involved	Period of Availability Involved	MAIN Involved	Amount From or To (-)
020		X	0949	1,785,954,899.11	68,721,089,378.52	-66,935,134,479.41	020	075	X	0949	-66,935,134,479.41
020		X	0951	73,446.01	134,311.00	-60,864.99	020	075	X	0951	-60,864.99
020		X	1802	909,159,770.68	910,459,770.68	-1,300,000.00	020		21	0126	-1,300,000.00
020		21	1804	165,000,000.00	175,000,000.00	-10,000,000.00	020		2122	1804	-10,000,000.00
020		2122	1804	10,000,000.00	0.00	10,000,000.00	020		21	1804	10,000,000.00
020		21	1881	29,000,000.00	270,000,000.00	-241,000,000.00	020		2122	1881	-241,000,000.00
020		2122	1881	242,918,421.00	1,918,421.00	241,000,000.00	020		21	1881	241,000,000.00
020		X	5432	-257,789,738.68	0.00	-257,789,738.68	020		X	0912	-1,900,000.00
							020		X	0919	-226,394,690.02
							020		X	0921	-29,495,048.66
020	075	X	0949	66,935,134,479.41	0.00	66,935,134,479.41	020		X	0949	66,935,134,479.41
020	075	X	0951	60,864.99	0.00	60,864.99	020		X	0951	60,864.99
Total				118,687,511,266.20	118,687,382,881.20	128,385.00					128,385.00

Appropriations, Outlays, and Balances - Continued

Appropriation or Fund Account Title	Account Symbol				Balances, Beginning of Fiscal Year	Appropriations and Other Obligational Authority ¹	Transfers Borrowings and Investment (Net) ²	Outlays (Net)	Balances Withdrawn and Other Transactions ³	Balances, End of Fiscal Year
	Period of Availability	ATA	AID	MAIN SUB						
<p>Department of Veterans Affairs Veterans Health Administration General Fund Accounts</p>										
Emergency Department of Veterans Affairs Employee Leave Fund, Veterans Health Administration, Veterans Affairs Fund Resources:										
Undisbursed Funds	2021-2022		036	0131 000	-----	80,000,000.00	-----	18,107,171.96	-----	61,892,828.04
Medical Community Care, Veterans Health Administration, Veterans Affairs Fund Resources:										
Undisbursed Funds	2021-2022		036	0140 000	-----	2,250,000,000.00	-----	664,067,705.41	-----	1,585,932,294.59
	2020-2022				30,000,000.00	-----	-----	30,000,000.00	-----	-----
	2019-2022				95,391,424.92	-----	-----	84,640,083.04	-----	10,751,341.88
	2021				-----	16,483,587,000.00	-----	16,476,600,942.91	-----	6,986,057.09
	2020-2021				490,663,802.72	-----	5,500,000,000.00	5,990,663,802.72	-----	-----
	2018-2021				7,949,617.64	-----	-----	7,946,754.18	-----	2,863.46
	2020				9,344,520.98	-----	-----	4,546,126.44	-----	4,798,394.54
	2017-2020				124,457.58	-----	-----	-652,934.94	-----	777,392.52
	2019				43,291.27	-----	-----	-236,145.28	-----	279,436.55
	2018				11,802,473.36	-----	-----	11,149,831.22	-----	652,642.14
	2017				30,043,796.31	-----	-----	-1,734,429.93	-----	31,778,226.24
	No Year				9,222,439.68	636,428,558.32	-----	134,248,822.22	-----	511,402,175.78
	Subtotal		036	0140 000	684,585,824.46	19,370,015,558.32	5,500,000,000.00	23,401,240,557.99	-----	2,153,360,824.79
Medical Support and Compliance, Veterans Health Administration, Veterans Affairs Fund Resources:										
Undisbursed Funds	2021-2022		036	0152 000	-----	150,000,000.00	-----	-1,320,549.34	-----	151,320,549.34
	2021				-----	8,033,978,000.00	-----	6,551,885,327.37	-----	1,482,092,672.63
	2020-2021				310,114,600.60	-15,000,000.00	105,000,000.00	298,311,645.33	-----	101,802,955.27
	2020				1,085,283,229.88	-----	-----	916,571,188.64	-----	168,712,041.24
	2019-2020				394,164.31	-----	-----	204,709.23	-----	189,455.08
	2019				179,513,225.66	-----	-----	62,357,326.00	-----	117,155,899.66
	2018-2019				1,609,267.01	-----	-----	-----	-----	1,609,267.01
	2018				83,637,755.41	-----	-----	6,017,305.34	-----	77,620,450.07
	2017-2018				120,396.91	-----	-----	-49.22	-----	120,446.13
	2017				112,643,746.64	-----	-----	4,358,954.48	-----	108,284,792.16
	2016-2017				45,182.12	-----	-----	-----	-----	45,182.12
	2016				66,509,391.47	-----	-64,789,457.00	1,276,503.22	443,431.25	-----
	2015-2016				175,476.32	-----	-----	-----	175,476.32	-----
	No Year				13,266,426.43	-----	-----	2,502,316.75	-----	10,764,109.68
	Subtotal		036	0152 000	1,853,312,862.76	8,168,978,000.00	40,210,543.00	7,842,164,677.80	618,907.57	2,219,717,820.39
Medical Services, Veterans Health Administration, Veterans Affairs Fund Resources:										
Undisbursed Funds	2021-2022		036	0160 000	-----	1,500,000,000.00	-----	634,147,129.63	-----	865,852,870.37
	2020-2022				9,059,899.88	-----	-----	8,087,298.14	-----	972,601.74

Footnotes at End of Chapter

Appropriations, Outlays, and Balances - Continued

Appropriation or Fund Account Title	Account Symbol				Balances, Beginning of Fiscal Year	Appropriations and Other Obligational Authority ¹	Transfers Borrowings and Investment (Net) ²	Outlays (Net)	Balances Withdrawn and Other Transactions ³	Balances, End of Fiscal Year
	Period of Availability	ATA	AID	MAIN						
	2021				-----	54,924,538,000.00	-----	48,126,418,175.34	-----	6,798,119,824.66
	2020-2021				12,439,882,877.15	-100,000,000.00	-6,291,000,000.00	5,181,383,245.15	-----	867,499,632.00
	2020				5,307,887,989.71	-----	-----	4,546,132,875.69	-----	761,755,114.02
	2019-2020				7,392,486.59	-----	-----	4,984,304.81	-----	2,408,181.78
	2019				491,141,867.45	-----	-----	281,095,142.07	-----	210,046,725.38
	2018-2019				7,292,582.11	-----	-----	7,729.93	-----	7,284,852.18
	2018				640,698,113.53	-----	-----	103,745,448.44	-----	536,952,665.09
	2017-2018				16,696,635.22	-----	-----	13,122.40	-----	16,683,512.82
	2017				819,560,309.96	-----	-----	62,412,499.44	-----	757,147,810.52
	2016-2017				847,688.45	-----	-----	434,039.12	-----	413,649.33
	2016				716,203,208.79	-----	-653,667,693.00	60,181,666.63	2,353,849.16	-----
	2015-2016				95,418.27	-----	-----	3,506.25	91,912.02	-----
	No Year				1,593,027,312.12	3,141,415,075.27	34,000.00	1,369,670,347.03	-----	3,364,806,040.36
Funds Held Outside the Treasury					1,199,360.00	-----	-34,000.00	-----	-----	1,165,360.00
	Subtotal	036	0160	000	22,050,985,749.23	59,465,953,075.27	-6,944,667,693.00	60,378,716,530.07	2,445,761.18	14,191,108,840.25
Medical and Prosthetic Research, Veterans Health Administration, Veterans Affairs Fund Resources:										
Undisbursed Funds										
	2019-2023	036	0161	000	23,000,000.00	-----	-----	10,500,000.00	-----	12,500,000.00
	2021-2022				-----	815,000,000.00	-----	398,533,290.76	-----	416,466,709.24
	2020-2021				412,371,029.70	-20,000,000.00	-----	321,258,326.56	-----	71,112,703.14
	2019-2020				48,305,278.98	-----	-----	32,239,601.00	-----	16,065,677.98
	2018-2019				13,811,249.46	-----	-----	2,454,848.36	-----	11,356,401.10
	2017-2018				10,634,866.89	-----	-----	597,177.68	-----	10,037,689.21
	2016-2017				8,457,010.85	-----	-----	-49,955.08	-----	8,506,965.93
	2015-2016				5,715,538.43	-----	-----	-59,726.68	5,775,265.11	-----
	No Year				4,977,885.29	-----	-----	967,894.76	-----	4,009,990.53
	Subtotal	036	0161	000	527,272,859.60	795,000,000.00	-----	766,441,457.36	5,775,265.11	550,056,137.13
Expenses, Medical Facilities, Veterans Health Administration, Veterans Affairs Fund Resources:										
Undisbursed Funds										
	2019-2023	036	0162	000	2,019,853.58	-----	-----	1,668,939.75	-----	350,913.83
	2021-2022				-----	250,000,000.00	-----	54,179,092.86	-----	195,820,907.14
	2018-2022				62,550,718.81	-----	-----	5,268,037.30	-----	57,282,681.51
	2021				-----	6,292,968,000.00	-----	4,033,251,174.35	-----	2,259,716,825.65
	2020-2021				577,863,073.82	-----	140,000,000.00	352,178,911.43	-----	365,684,162.39
	2020				1,992,349,436.15	-----	-----	1,117,045,214.65	-----	875,304,221.50
	2019-2020				104,295,745.35	-----	-----	53,428,769.03	-----	50,866,976.32
	2019				881,718,564.08	-----	-----	451,539,495.46	-----	430,179,068.62
	2018-2019				137,902,713.03	-----	-----	86,373,068.30	-----	51,529,644.73
	2018				369,512,230.02	-----	-----	172,770,312.87	-----	196,741,917.15
	2017-2018				3,405,385.86	-----	-----	269,836.78	-----	3,135,549.08
	2017				112,020,422.33	-----	-----	59,099,056.00	-----	52,921,366.33
	2016-2017				1,066,124.12	-----	-----	99,624.90	-----	966,499.22

Footnotes at End of Chapter

Appropriations, Outlays, and Balances - Continued

Appropriation or Fund Account Title	Account Symbol				Balances, Beginning of Fiscal Year	Appropriations and Other Obligational Authority ¹	Transfers Borrowings and Investment (Net) ²	Outlays (Net)	Balances Withdrawn and Other Transactions ³	Balances, End of Fiscal Year	
	Period of Availability	ATA	AID	MAIN							SUB
	2016				61,199,378.06	-----	-16,587,912.00	35,886,912.40	8,724,553.66	-----	
	2015-2016				717,853.12	-----	-----	-16,527.39	734,380.51	-----	
	No Year				1,518,418,882.17	-----	-----	346,837,234.40	-----	1,171,581,647.77	
	Subtotal		036	0162	000	5,825,040,380.50	6,542,968,000.00	123,412,088.00	6,769,879,153.09	9,458,934.17	5,712,082,381.24
DOD-VA Health Care Sharing Incentive Fund, Veterans Affairs											
Fund Resources:											
Undisbursed Funds	No Year		036	0165	000	36,459,914.61	18,610,208.00	-----	6,620,720.95	-----	48,449,401.66
Transfer To:											
Defense	No Year	097	036	0165	000	64,892,504.08	11,389,792.00	-----	11,202,271.08	-----	65,080,025.00
	Subtotal		036	0165	000	101,352,418.69	30,000,000.00	-----	17,822,992.03	-----	113,529,426.66
Joint Department of Defense - Department of Veterans Affairs Medical											
Facility Demonstration Fund, Veterans Affairs											
Fund Resources:											
Undisbursed Funds	2021-2022		036	0169	000	-----	9,198,640.00	-----	9,198,640.00	-----	-----
	2021					-----	450,733,360.00	-----	391,429,869.88	-----	59,303,490.12
	2020-2021					142,000.00	-----	10,000,000.00	-----	-----	-----
	2020					42,476,759.03	-----	-----	38,783,190.14	-----	3,693,568.89
	2019					6,141,084.60	-----	-----	3,351,710.91	-----	2,789,373.69
	2018-2019					1.00	-----	-----	-----	-----	1.00
	2018					9,470,683.61	-----	-----	8,676,995.91	-----	793,687.70
	2017					12,868,083.55	-----	-----	17,336.67	-----	12,850,746.88
	2016-2017					500,000.00	-----	-----	-----	-----	500,000.00
	2016					13,912,287.56	-----	-8,655,057.00	5,175,348.94	81,881.62	-----
	2015-2016					1,008,494.85	-----	-----	-----	1,008,494.85	-----
	No Year					6,990,578.38	12,829,280.72	-----	19,570,137.95	-----	249,721.15
	Subtotal		036	0169	000	93,509,972.58	472,761,280.72	1,344,943.00	486,345,230.40	1,090,376.47	80,180,589.43
Veterans Choice Fund, Veterans Health Administration, Veterans Affairs											
Fund Resources:											
Undisbursed Funds	No Year		036	0172	000	204,877,004.22	-----	-----	-75,873,366.93	-----	280,750,371.15
Veterans Medical Care and Health Fund, Veterans Health Administration,											
Veterans Affairs											
Fund Resources:											
Undisbursed Funds	2021-2023		036	0173	000	-----	14,482,000,000.00	-----	4,402,091.53	-----	14,477,597,908.47
Special Fund Accounts											
Medical Care Collections Fund, Veterans Affairs											
Fund Resources:											
Undisbursed Funds	No Year		036	5287	000	218,877,272.74	355,572,318.12	-----	243,610,048.58	-----	330,839,542.28
Public Enterprise Funds											
Canteen Service Revolving Fund, Veterans Affairs											
Fund Resources:											
Undisbursed Funds	2020-2021		036	4014	000	-----	-----	140,000,000.00	140,000,000.00	-----	-----
	No Year					15,747,467.52	-----	-----	-140,430,076.89	-----	156,177,544.41
	Subtotal		036	4014	000	15,747,467.52	-----	140,000,000.00	-430,076.89	-----	156,177,544.41

Footnotes at End of Chapter

Appropriations, Outlays, and Balances - Continued

Appropriation or Fund Account Title	Account Symbol				Balances, Beginning of Fiscal Year	Appropriations and Other Obligational Authority ¹	Transfers Borrowings and Investment (Net) ²	Outlays (Net)	Balances Withdrawn and Other Transactions ³	Balances, End of Fiscal Year
	Period of Availability	ATA	AID	MAIN						
Trust Fund Accounts										
General Post Fund, National Homes, Veterans Affairs Fund Resources:										
Undisbursed Funds	No Year		036	8180	000	12,431,406.75	20,197,984.63	22,298,361.61	14,403,483.00	----- 40,524,269.99
Unrealized Discount on Investments						-96,991.63	-----	-----	-----	----- -96,991.63
Investments in US Treasury Securities						112,165,994.69	-----	-22,298,361.61	-----	----- 89,867,633.08
Subtotal			036	8180	000	124,500,409.81	20,197,984.63	-----	14,403,483.00	----- 130,294,911.44
Total, Veterans Health Administration						31,700,062,222.11	109,783,446,217.06	-1,139,700,119.00	99,866,829,949.99	19,389,244.50 40,457,589,125.68
Benefits Programs										
General Fund Accounts										
Compensation and Pensions, Veterans Benefits Administration, Veterans Affairs Fund Resources:										
Undisbursed Funds	2020		036	0102	000	9,575,492,402.67	-----	-----	8,486,747,774.39	----- 1,088,744,628.28
	No Year					614,741,863.17	124,357,226,552.00	-----	107,740,646,506.70	----- 17,231,321,908.47
Subtotal			036	0102	000	10,190,234,265.84	124,357,226,552.00	-----	116,227,394,281.09	----- 18,320,066,536.75
Veterans Insurance and Indemnities, Veterans Benefits Administration, Veterans Affairs Fund Resources:										
Undisbursed Funds	No Year		036	0120	000	9,463,057.87	131,372,000.00	-----	130,274,262.11	----- 10,560,795.76
Readjustment Benefits, Veterans Benefits Administration, Veterans Affairs Fund Resources:										
Undisbursed Funds	No Year		036	0137	000	5,233,700,507.36	12,964,965,000.00	-----	12,065,857,693.26	----- 6,132,807,814.10
Vocational Rehabilitation Loans Program Account, Veterans Benefits Administration, Veterans Affairs Fund Resources:										
Undisbursed Funds	2021		036	1114	000	-----	458,098.00	-----	29,069.92	----- 429,028.08
Veterans Housing Benefit Program Fund, Veterans Benefits Administration, Veterans Affairs Fund Resources:										
Undisbursed Funds	2021		036	1119	000	-----	204,400,000.00	-----	18,546,436.27	----- 185,853,563.73
	2020					43,869,218.94	-----	-----	40,899,858.37	----- 2,969,360.57
	2019					15,711,560.74	-----	-----	327,027.07	----- 15,384,533.67
	2018					29,520,122.20	-----	-----	-----	----- 29,520,122.20
	2017					11,253,751.24	-----	-----	-----	----- 11,253,751.24
	2016					2,973,906.58	-----	-2,973,906.00	-----	0.58 -----
	No Year					-----	667,033,747.16	-----	667,033,747.16	----- -----
Subtotal			036	1119	000	103,328,559.70	871,433,747.16	-2,973,906.00	726,807,068.87	0.58 244,981,331.41
Native American Veteran Housing Loan Program Account, Veterans Benefits Administration, Veterans Affairs Fund Resources:										
Undisbursed Funds	2021		036	1120	000	-----	1,186,000.00	-----	20,000.00	----- 1,166,000.00
	2020					7,019.39	-----	-----	-----	----- 7,019.39
	2018					10,566.49	-----	-----	-----	----- 10,566.49
	2016					10,000.00	-----	-10,000.00	-----	----- -----

Footnotes at End of Chapter

Appropriations, Outlays, and Balances - Continued

Appropriation or Fund Account Title	Account Symbol				Balances, Beginning of Fiscal Year	Appropriations and Other Obligational Authority ¹	Transfers Borrowings and Investment (Net) ²	Outlays (Net)	Balances Withdrawn and Other Transactions ³	Balances, End of Fiscal Year	
	Period of Availability	ATA	AID	MAIN							SUB
	No Year				2,255,984.11	1,202,076.82	-----	1,202,076.82	-----	2,255,984.11	
	Subtotal		036	1120	000	2,283,569.99	2,388,076.82	-10,000.00	1,222,076.82	-----	3,439,569.99
Filipino Veterans Equity Compensation Fund, Benefits Programs, Veterans Affairs Fund Resources:											
Undisbursed Funds	No Year		036	1121	000	55,632,715.00	-----	-----	8,960.00	-----	55,623,755.00
Public Enterprise Funds											
Servicemen's Group Life Insurance Fund, Veterans Affairs Fund Resources:											
Undisbursed Funds	No Year		036	4009	000	9,571.51	-----	-1,261,399,000.00	-1,261,407,869.77	-----	18,441.28
Investments in US Treasury Securities					1,261,883,000.00	-----	1,261,399,000.00	-----	-----	-----	2,523,282,000.00
	Subtotal		036	4009	000	1,261,892,571.51	-----	-----	-1,261,407,869.77	-----	2,523,300,441.28
Veterans Reopened Insurance Fund, Veterans Affairs Fund Resources:											
Undisbursed Funds	No Year		036	4010	000	295,579.31	-----	16,249,000.00	16,333,185.66	-----	211,393.65
Investments in US Treasury Securities					65,579,000.00	-----	-16,249,000.00	-----	-----	-----	49,330,000.00
	Subtotal		036	4010	000	65,874,579.31	-----	-----	16,333,185.66	-----	49,541,393.65
Service-Disabled Veterans Insurance Fund, Veterans Affairs Fund Resources:											
Undisbursed Funds	No Year		036	4012	000	81,838,170.03	-----	-----	-15,355,329.75	-----	97,193,499.78
Veterans Housing Benefit Program Fund Liquidating Account, Veterans Affairs Fund Resources:											
Undisbursed Funds	No Year		036	4025	000	1,814,557.00	-----	-----	-6,394,887.26	⁴ 6,455,624.70	1,753,819.56
Trust Fund Accounts											
National Service Life Insurance Fund, Veterans Affairs Fund Resources:											
Undisbursed Funds	No Year		036	8132	000	6,369,822.25	84,544,641.76	470,150,000.00	547,924,544.68	-----	13,139,919.33
Investments in US Treasury Securities					1,946,187,000.00	-----	-470,150,000.00	-----	-----	-----	1,476,037,000.00
	Subtotal		036	8132	000	1,952,556,822.25	84,544,641.76	-----	547,924,544.68	-----	1,489,176,919.33
Post-Vietnam Era, Veterans Education Account, Veterans Affairs Fund Resources:											
Undisbursed Funds	No Year		036	8133	000	62,885,573.55	-----	-----	694,139.90	-----	62,191,433.65
United States Government Life Insurance Fund, Veterans Affairs Fund Resources:											
Undisbursed Funds	No Year		036	8150	000	168,643.47	39,345.07	100,000.00	139,003.38	-----	168,985.16
Investments in US Treasury Securities					1,638,000.00	-----	-100,000.00	-----	-----	-----	1,538,000.00
	Subtotal		036	8150	000	1,806,643.47	39,345.07	-----	139,003.38	-----	1,706,985.16
Veterans Special Life Insurance Fund, Trust Revolving Fund, Veterans Affairs Fund Resources:											
Undisbursed Funds	No Year		036	8455	000	1,984,448.88	-----	158,360,000.00	158,116,859.82	-----	2,227,589.06
Investments in US Treasury Securities					1,221,955,000.00	-----	-158,360,000.00	-----	-----	-----	1,063,595,000.00
	Subtotal		036	8455	000	1,223,939,448.88	-----	-----	158,116,859.82	-----	1,065,822,589.06
Total, Benefits Programs					20,247,251,041.76	138,412,427,460.81	-2,983,906.00	128,591,643,058.73	6,455,625.28	30,058,595,912.56	

Footnotes at End of Chapter

Appropriations, Outlays, and Balances - Continued

Appropriation or Fund Account Title	Account Symbol				Balances, Beginning of Fiscal Year	Appropriations and Other Obligational Authority ¹	Transfers Borrowings and Investment (Net) ²	Outlays (Net)	Balances Withdrawn and Other Transactions ³	Balances, End of Fiscal Year	
	Period of Availability	ATA	AID	MAIN							SUB
Departmental Administration											
General Fund Accounts											
Construction, Major Projects, Departmental Administration, Veterans Affairs											
Fund Resources:											
Undisbursed Funds											
	2021-2025		036	0110	000	-----	980,638,000.00	-----	437,515,149.55	-----	543,122,850.45
	2020-2024					582,974,507.40	-----	-----	78,288,283.35	-----	504,686,224.05
	2018-2024					124,522,319.26	-----	-----	14,438,281.29	-----	110,084,037.97
	2019-2023					371,191,887.97	-----	-----	96,747,121.85	-----	274,444,766.12
	2018-2023					1,653,267.59	-----	-----	797,790.57	-----	855,477.02
	2018-2022					210,111,359.10	-----	-----	108,220,374.27	-----	101,890,984.83
	2017-2022					1,376,395.04	-----	-----	190,739.83	-----	1,185,655.21
	2017-2021					145,859,889.69	-----	-----	-8,730,084.20	-----	154,589,973.89
	2016-2020					93,119,409.55	-----	-----	50,027,831.56	-----	43,091,577.99
	2015-2019					6,286,756.48	-----	-----	3,799,717.34	-----	2,487,039.14
	2014-2018					4,669,473.46	-----	-----	1,023,171.26	-----	3,646,302.20
	2013-2017					12,987,456.48	-----	-----	1,529,075.56	-----	11,458,380.92
	2015-2016					12,105.63	-----	-----	10,105.63	2,000.00	-----
	No Year					1,942,779,838.78	335,362,000.00	-----	92,390,240.96	-----	2,185,751,597.82
	Subtotal		036	0110	000	3,497,544,666.43	1,316,000,000.00	-----	876,247,798.82	2,000.00	3,937,294,867.61
Construction, Minor Projects, Departmental Administration, Veterans Affairs											
Fund Resources:											
Undisbursed Funds											
	2021-2025		036	0111	000	-----	390,000,000.00	-----	35,411,309.11	-----	354,588,690.89
	2020-2024					394,808,294.44	-35,700,000.00	-----	78,384,618.67	-----	280,723,675.77
	2019-2023					479,375,392.85	-----	-----	196,353,526.27	-----	283,021,866.58
	2018-2022					179,004,943.59	-----	-----	67,690,734.84	-----	111,314,208.75
	2017-2021					85,538,443.76	-----	-----	34,577,520.31	-----	50,960,923.45
	2016-2020					82,655,387.51	-----	-----	30,190,517.06	-----	52,464,870.45
	2015-2019					39,730,512.43	-----	-----	23,248,337.29	-----	16,482,175.14
	2014-2018					27,988,424.98	-----	-----	8,395,377.98	-----	19,593,047.00
	2013-2017					10,700,538.03	-----	-----	2,978,113.85	-----	7,722,424.18
	No Year					578,436,239.44	-----	-----	175,868,449.63	-----	402,567,789.81
	Subtotal		036	0111	000	1,878,238,177.03	354,300,000.00	-----	653,098,505.01	-----	1,579,439,672.02
National Cemetery Administration, Veterans Health Administration, Veterans Affairs											
Fund Resources:											
Undisbursed Funds											
	2021-2022		036	0129	000	-----	5,000,000.00	-----	-----	-----	5,000,000.00
	2021					-----	347,000,000.00	-----	270,753,369.53	-----	76,246,630.47
	2020-2021					-----	-----	20,400,000.00	10,251,469.73	-----	10,148,530.27
	2020					65,594,989.68	-----	-8,400,000.00	47,955,484.03	-----	9,239,505.65
	2019					7,594,696.89	-----	-----	4,296,170.81	-----	3,298,526.08
	2018-2019					193.49	-----	-----	-----	-----	193.49
	2018					3,594,900.52	-----	-----	1,420,124.27	-----	2,174,776.25

Footnotes at End of Chapter

Appropriations, Outlays, and Balances - Continued

Appropriation or Fund Account Title	Account Symbol				Balances, Beginning of Fiscal Year	Appropriations and Other Obligational Authority ¹	Transfers Borrowings and Investment (Net) ²	Outlays (Net)	Balances Withdrawn and Other Transactions ³	Balances, End of Fiscal Year	
	Period of Availability	ATA	AID	MAIN							SUB
	2017				1,355,907.58	-----	-----	-6,611.03	-----	1,362,518.61	
	2016				4,024,555.60	-----	-2,067,115.00	1,698,966.47	258,474.13	-----	
	No Year				42,133.66	-----	-----	-1,429.66	-----	43,563.32	
	Subtotal		036	0129	000	82,207,377.42	352,000,000.00	9,932,885.00	336,367,544.15	258,474.13	107,514,244.14
General Administration, Departmental Administration, Veterans Affairs Fund Resources:											
Undisbursed Funds	2021-2022		036	0142	000	-----	5,000,000.00	-----	-----	5,000,000.00	
	2021				-----	360,911,000.00	-----	166,582,306.69	-----	194,328,693.31	
	2020-2021				5,219,779.18	-12,000,000.00	22,800,000.00	14,439,027.87	-----	1,580,751.31	
	2020				194,298,217.74	-----	-22,800,000.00	146,491,192.01	-----	25,007,025.73	
	2019-2020				101,863.89	-----	-----	-----	-----	101,863.89	
	2019				21,725,036.39	-----	-----	6,473,443.67	-----	15,251,592.72	
	2018-2019				84,626.98	-----	-----	-----	-----	84,626.98	
	2018				24,968,146.51	-----	-----	3,364,057.19	-----	21,604,089.32	
	2017-2018				1,815.11	-----	-----	-----	-----	1,815.11	
	2017				10,567,318.27	-----	-----	-67,797.24	-----	10,635,115.51	
	2016				22,720,576.05	-----	-23,956,938.00	-1,236,362.41	0.46	-----	
	2015-2016				2,363.06	-----	-----	-----	2,363.06	-----	
	No Year				1,176,274.07	-----	-----	-330,785.09	-----	1,507,059.16	
	Subtotal		036	0142	000	280,866,017.25	353,911,000.00	-23,956,938.00	335,715,082.69	2,363.52	275,102,633.04
General Operating Expenses, Veterans Benefits Administration, Veterans Affairs Fund Resources:											
Undisbursed Funds	2021-2023		036	0151	000	-----	262,000,000.00	-----	-----	262,000,000.00	
	2021-2022				-----	20,000,000.00	-----	-----	-----	20,000,000.00	
	2021				-----	3,160,000,000.00	-----	1,788,849,081.67	-----	1,371,150,918.33	
	2020-2021				14,506,474.72	-16,000,000.00	411,500,000.00	147,176,103.52	-----	262,830,371.20	
	2020				1,467,914,445.78	-----	-73,500,000.00	1,056,935,959.02	-----	337,478,486.76	
	2019				76,787,349.00	-----	-----	16,098,470.31	-----	60,688,878.69	
	2018				46,705,520.39	-----	-----	5,718,897.12	-----	40,986,623.27	
	2017				95,204,043.42	-----	-----	19,945,303.28	-----	75,258,740.14	
	2016				45,239,022.50	-----	-44,422,432.32	816,590.18	-----	-----	
	No Year				51,787.50	-----	-----	-----	-----	51,787.50	
	Subtotal		036	0151	000	1,746,408,643.31	3,426,000,000.00	293,577,567.68	3,035,540,405.10	-----	2,430,445,805.89
Information Technology Systems, Departmental Administration, Veterans Affairs Fund Resources:											
Undisbursed Funds	2021-2022		036	0167	000	-----	792,143,940.00	-----	350,913,665.77	-----	441,230,274.23
	2021				-----	4,211,771,060.00	-----	2,619,443,451.32	-----	1,592,327,608.68	
	2020-2021				1,981,764,754.45	-37,500,000.00	45,000,000.00	1,353,015,524.82	-----	636,249,229.63	
	2020				1,179,684,852.22	-----	-----	1,068,882,595.79	-----	110,802,256.43	
	2019-2020				28,938,985.82	-----	-----	25,772,347.79	-----	3,166,638.03	
	2019				73,941,013.53	-----	-----	41,045,569.54	-----	32,895,443.99	
	2018-2019				16,785,576.64	-----	-----	7,018,535.04	-----	9,767,041.60	

Footnotes at End of Chapter

Appropriations, Outlays, and Balances - Continued

Appropriation or Fund Account Title	Account Symbol				Balances, Beginning of Fiscal Year	Appropriations and Other Obligational Authority ¹	Transfers Borrowings and Investment (Net) ²	Outlays (Net)	Balances Withdrawn and Other Transactions ³	Balances, End of Fiscal Year
	Period of Availability	ATA	AID	MAIN						
	2018				58,816,882.40	-----	-----	6,732,149.15	-----	52,084,733.25
	2017-2018				16,250,342.74	-----	-----	1,205,104.74	-----	15,045,238.00
	2017				48,320,399.13	-----	-----	1,084,990.40	-----	47,235,408.73
	2016-2017				25,982,628.68	-----	-----	1,080,634.72	-----	24,901,993.96
	2016				55,437,247.67	-----	-45,857,909.00	6,070,739.78	3,508,598.89	-----
	2015-2016				43,191,255.74	-----	-----	-----	43,191,255.74	-----
	No Year				5,885,423.48	-----	-----	219,180.18	-----	5,666,243.30
	Subtotal	036	0167	000	3,534,999,362.50	4,966,415,000.00	-857,909.00	5,482,484,489.04	46,699,854.63	2,971,372,109.83
Office of Inspector General, Departmental Administration, Veterans Affairs										
Fund Resources:										
Undisbursed Funds										
	2021-2022	036	0170	000	-----	13,000,000.00	-----	-----	-----	13,000,000.00
	2020-2022				6,055,912.41	-----	-----	5,615,580.81	-----	440,331.60
	2021				-----	215,000,000.00	-----	191,881,269.29	-----	23,118,730.71
	2020-2021				-----	-----	14,200,000.00	10,875,800.53	-----	3,324,199.47
	2020				29,864,597.40	-----	-14,200,000.00	14,229,946.73	-----	1,434,650.67
	2019-2020				1,745,079.93	-----	-----	106,950.60	-----	1,638,129.33
	2019				2,009,983.71	-----	-----	1,207,391.37	-----	802,592.34
	2018-2019				24,678.34	-----	-----	-----	-----	24,678.34
	2018				551,319.30	-----	-----	20,535.41	-----	530,783.89
	2017-2018				949,786.83	-----	-----	-----	-----	949,786.83
	2017				1,927,849.54	-----	-----	-----	-----	1,927,849.54
	2016-2017				1,040,546.55	-----	-----	-----	-----	1,040,546.55
	2016				2,709,968.50	-----	-2,740,079.00	-30,110.70	0.20	-----
	2015-2016				405,503.45	-----	-----	-----	405,503.45	-----
	No Year				810.47	10,000,000.00	-----	-----	-----	10,000,810.47
	Subtotal	036	0170	000	47,286,036.43	238,000,000.00	-2,740,079.00	223,907,364.04	405,503.65	58,233,089.74
Grants for Construction of State Extended Care Facilities, Departmental Administration, Veterans Affairs										
Fund Resources:										
Undisbursed Funds										
	2020-2021	036	0181	000	150,000,000.00	-----	-----	-----	-----	150,000,000.00
	No Year				802,834,151.55	590,000,000.00	-----	305,745,533.55	-----	1,087,088,618.00
	Subtotal	036	0181	000	952,834,151.55	590,000,000.00	-----	305,745,533.55	-----	1,237,088,618.00
Grants for the Construction of State Veterans Cemeteries, Departmental Administration, Veterans Affairs										
Fund Resources:										
Undisbursed Funds										
	No Year	036	0183	000	96,674,946.06	45,000,000.00	-----	44,900,622.29	-----	96,774,323.77
Board of Veterans Appeals, Departmental Administration, Veterans Affairs										
Fund Resources:										
Undisbursed Funds										
	2021-2023	036	1122	000	-----	10,000,000.00	-----	907,912.81	-----	9,092,087.19
	2021-2022				-----	800,000.00	-----	-----	-----	800,000.00
	2021				-----	195,200,000.00	-----	181,269,984.30	-----	13,930,015.70
	2020-2021				-----	-----	6,250,000.00	6,174,440.02	-----	75,559.98
	2020				16,400,624.73	-----	-5,250,000.00	10,930,316.99	-----	220,307.74

Footnotes at End of Chapter

Appropriations, Outlays, and Balances - Continued

Appropriation or Fund Account Title	Account Symbol				Balances, Beginning of Fiscal Year	Appropriations and Other Obligational Authority ¹	Transfers Borrowings and Investment (Net) ²	Outlays (Net)	Balances Withdrawn and Other Transactions ³	Balances, End of Fiscal Year
	Period of Availability	ATA	AID	MAIN						
	2019				556,061.29	-----	-----	100,563.20	-----	455,498.09
	2018				2,995,674.43	-----	-----	30,946.51	-----	2,964,727.92
	2017				4,733,083.08	-----	-----	8,709.08	-----	4,724,374.00
	2016				2,398,578.50	-----	-2,404,355.00	-5,776.90	0.40	-----
	2015-2016				221.22	-----	-----	-----	221.22	-----
	Subtotal	036	1122	000	27,084,243.25	206,000,000.00	-1,404,355.00	199,417,096.01	221.62	32,262,570.62
Veterans Electronic Health Record, Departmental Administration, Veterans Affairs Fund Resources:										
Undisbursed Funds	2021-2023	036	1123	000	-----	2,627,000,000.00	-----	373,331,966.37	-----	2,253,668,033.63
	2020-2022				1,245,384,707.63	-8,352,129.00	-----	723,281,087.08	-----	513,751,491.55
	2019-2021				365,880,644.71	-11,647,871.00	-----	201,791,214.40	-----	152,441,559.31
	2018-2020				65,483,596.84	-----	-----	21,151,168.84	-----	44,332,428.00
	Subtotal	036	1123	000	1,676,748,949.18	2,607,000,000.00	-----	1,319,555,436.69	-----	2,964,193,512.49
Recurring Expenses Transformational Fund, Departmental Administration, Veterans Affairs Fund Resources:										
Undisbursed Funds	No Year	036	1124	000	-----	-----	868,132,853.32	-----	-----	868,132,853.32
Special Fund Accounts										
National Cemetery Administration Facilities Operation Fund, Veterans Affairs Fund Resources:										
Undisbursed Funds	No Year	036	5392	000	1,027,269.51	215,224.23	-----	749,630.42	-----	492,863.32
Public Enterprise Funds										
Pershing Hall Revolving Fund, Veterans Affairs Fund Resources:										
Undisbursed Funds	No Year	036	4018	000	3,122,108.87	-----	-----	-322,675.44	-----	3,444,784.31
Intragovernmental Funds										
Supply Fund, Veterans Affairs Fund Resources:										
Undisbursed Funds	No Year	036	4537	000	334,216,958.77	-----	-----	50,095,555.55	-----	284,121,403.22
Franchise Fund, Veterans Affairs Fund Resources:										
Undisbursed Funds	No Year	036	4539	000	386,372,775.47	-----	-----	-25,429,015.93	-----	411,801,791.40
Trust Fund Accounts										
Department of Veterans Affairs Cemetery Gift Fund, Veterans Affairs Fund Resources:										
Undisbursed Funds	No Year	036	8129	000	1,477,110.22	279,958.55	-----	301,807.05	-----	1,455,261.72
Total, Departmental Administration					14,547,108,793.25	14,455,121,182.78	1,142,684,025.00	12,838,375,179.04	47,368,417.55	17,259,170,404.44
Deductions for Offsetting Receipts										
Proprietary Receipts from the Public					-----	-7,505,801,412.90	-----	-7,505,801,412.90	-----	-----
Intrabudgetary Receipts Deducted by Agency					-----	-10,204,503.79	-----	-10,204,503.79	-----	-----
Total, Offsetting Receipts					-----	-7,516,005,916.69	-----	-7,516,005,916.69	-----	-----

Footnotes at End of Chapter

Appropriations, Outlays, and Balances - Continued

Appropriation or Fund Account Title	Account Symbol				Balances, Beginning of Fiscal Year	Appropriations and Other Obligational Authority ¹	Transfers Borrowings and Investment (Net) ²	Outlays (Net)	Balances Withdrawn and Other Transactions ³	Balances, End of Fiscal Year	
	Period of Availability	ATA	AID	MAIN							SUB
Total, Department of Veterans Affairs					66,494,422,057.12	255,134,988,943.96	-----	233,780,842,271.07	73,213,287.33	87,775,355,442.68	
Memorandum											
Financing Accounts											
Public Enterprise Funds											
Vocational Rehabilitation Direct Loan Financing Account, Veterans Affairs											
Fund Resources:											
Undisbursed Funds	No Year		036	4112	000	515,000.85	-----	98,785.81	-47,093.50	-----	660,880.16
Authority to Borrow from the Treasury						-----	2,435,697.00	-2,435,697.00	-----	-----	-----
Subtotal			036	4112	000	515,000.85	2,435,697.00	-2,336,911.19	-47,093.50	-----	660,880.16
Veterans Housing Benefit Program Fund, Loan Sale Securities, Guaranteed Loan Financing Account, Veterans Affairs											
Fund Resources:											
Undisbursed Funds	No Year		036	4124	000	98,956,421.73	-----	-----	80,468,560.04	-----	18,487,861.69
Veterans Housing Benefit Program Fund Direct Loan Financing Account, Veterans Affairs											
Fund Resources:											
Undisbursed Funds	No Year		036	4127	000	96,709,473.43	-----	-31,384,962.03	-2,000,085.75	-----	67,324,597.15
Authority to Borrow from the Treasury						-----	124,282,763.51	-124,282,763.51	-----	-----	-----
Subtotal			036	4127	000	96,709,473.43	124,282,763.51	-155,667,725.54	-2,000,085.75	-----	67,324,597.15
Veterans Housing Benefit Program Fund Guaranteed Loan Financing Account, Veterans Affairs											
Fund Resources:											
Undisbursed Funds	No Year		036	4129	000	8,038,375,142.77	2,583,174.00	-----	283,779,918.87	⁴ 1,939,185.61	7,755,239,212.29
Authority to Borrow from the Treasury						-----	539,200,000.00	-539,200,000.00	-----	-----	-----
Subtotal			036	4129	000	8,038,375,142.77	541,783,174.00	-539,200,000.00	283,779,918.87	1,939,185.61	7,755,239,212.29
Native American Veteran Housing Direct Loan Financing Account, Veterans Affairs											
Fund Resources:											
Undisbursed Funds	No Year		036	4130	000	11,523,901.03	-----	6,569,150.49	3,487,091.67	-----	14,605,959.85
Authority to Borrow from the Treasury						-----	23,800,000.00	-23,800,000.00	-----	-----	-----
Subtotal			036	4130	000	11,523,901.03	23,800,000.00	-17,230,849.51	3,487,091.67	-----	14,605,959.85
Guaranteed Transitional Housing Loans for Homeless Veterans Guaranteed Loan Financing Account, Veterans Affairs											
Fund Resources:											
Undisbursed Funds	No Year		036	4258	000	4,363,726.49	-----	-88,943.44	-49,748.32	-----	4,324,531.37
Total, Financing Accounts						8,250,443,666.30	692,301,634.51	-714,524,429.68	365,638,643.01	1,939,185.61	7,860,643,042.51

Footnotes at End of Chapter

Footnotes

- 1 The amounts in this column, unless otherwise footnoted, represent appropriations, increases and rescissions in borrowing authority or new contract authority. Appropriation accounts with appropriation transfer activity are presented in Table 1 (Appropriations and Appropriation Transfers) at the end of this chapter.
- 2 The amounts in this column, unless otherwise footnoted, represent transfers - other than appropriation transfers, borrowings (gross), investments (net), unrealized discounts or funds held outside the Treasury.
- 3 The amounts in this column, unless otherwise footnoted, represent obligated balances canceled for fiscal year 2016 pursuant to 31 U.S.C. 1553 and adjustments to borrowing and contract authority.
- 4 Represents capital transfer to miscellaneous receipts.

Appropriations, Outlays, and Balances - Continued

Footnotes

Table 1 - Appropriations and Appropriation Transfers - Department of Veterans Affairs

AID	ATA	Period of Availability	MAIN	Net Appropriations and Appropriation Transfers	Appropriation Amount	Net Appropriation Transfers	AID Involved	ATA Involved	Period of Availability Involved	MAIN Involved	Amount From or To (-)
036		21	0129	347,000,000.00	352,000,000.00	-5,000,000.00	036		2122	0129	-5,000,000.00
036		2122	0129	5,000,000.00	0.00	5,000,000.00	036		21	0129	5,000,000.00
036		X	0140	636,428,558.32	72,100,000.00	564,328,558.32	036		X	5287	564,328,558.32
036		21	0140	16,483,587,000.00	16,511,979,000.00	-28,392,000.00	036		21	0169	-27,824,160.00
							036		2122	0169	-567,840.00
036		21	0142	360,911,000.00	365,911,000.00	-5,000,000.00	036		2122	0142	-5,000,000.00
036		2122	0142	5,000,000.00	0.00	5,000,000.00	036		21	0142	5,000,000.00
036		21	0151	3,160,000,000.00	3,180,000,000.00	-20,000,000.00	036		2122	0151	-20,000,000.00
036		2122	0151	20,000,000.00	0.00	20,000,000.00	036		21	0151	20,000,000.00
036		21	0152	8,033,978,000.00	8,064,191,000.00	-30,213,000.00	036		21	0169	-29,608,740.00
							036		2122	0169	-604,260.00
036		X	0160	3,141,415,075.27	627,900,000.00	2,513,515,075.27	036		X	5287	2,513,515,075.27
036		21	0160	54,924,538,000.00	55,155,483,000.00	-230,945,000.00	036		X	0165	-15,000,000.00
							036		21	0169	-211,626,100.00
							036		2122	0169	-4,318,900.00
036		21	0162	6,292,968,000.00	6,333,265,000.00	-40,297,000.00	036		21	0169	-39,491,060.00
							036		2122	0169	-805,940.00
036		X	0165	18,610,208.00	0.00	18,610,208.00	036		21	0160	15,000,000.00
							036	097	X	0165	3,610,208.00
036		21	0167	4,211,771,060.00	4,416,454,000.00	-204,682,940.00	036		2122	0167	-196,597,940.00
							036		21	0169	-7,923,300.00
							036		2122	0169	-161,700.00
036		2122	0167	792,143,940.00	595,546,000.00	196,597,940.00	036		21	0167	196,597,940.00
036		X	0169	12,829,280.72	0.00	12,829,280.72	036		X	5287	12,829,280.72
036		21	0169	450,733,360.00	0.00	450,733,360.00	036		21	0140	27,824,160.00
							036		21	0152	29,608,740.00
							036		21	0160	211,626,100.00
							036		21	0162	39,491,060.00
							036		21	0167	7,923,300.00
							097		21	0130	134,260,000.00
036		2122	0169	9,198,640.00	0.00	9,198,640.00	036		21	0140	567,840.00
							036		21	0152	604,260.00
							036		21	0160	4,318,900.00

Appropriations, Outlays, and Balances - Continued

Footnotes

Table 1 - Appropriations and Appropriation Transfers - Department of Veterans Affairs

AID	ATA	Period of Availability	MAIN	Net Appropriations and Appropriation Transfers	Appropriation Amount	Net Appropriation Transfers	AID Involved	ATA Involved	Period of Availability Involved	MAIN Involved	Amount From or To (-)
							036		21	0162	805,940.00
							036		21	0167	161,700.00
							097		21	0130	2,740,000.00
036		21	0170	215,000,000.00	228,000,000.00	-13,000,000.00	036		2122	0170	-13,000,000.00
036		2122	0170	13,000,000.00	0.00	13,000,000.00	036		21	0170	13,000,000.00
036		21	1122	195,200,000.00	196,000,000.00	-800,000.00	036		2122	1122	-800,000.00
036		2122	1122	800,000.00	0.00	800,000.00	036		21	1122	800,000.00
036		X	5287	-2,790,672,914.31	300,000,000.00	-3,090,672,914.31	036		X	0140	-564,328,558.32
							036		X	0160	-2,513,515,075.27
							036		X	0169	-12,829,280.72
036	097	X	0165	11,389,792.00	0.00	11,389,792.00	036		X	0165	-3,610,208.00
							097		21	0130	15,000,000.00
Total				96,550,829,000.00	96,398,829,000.00	152,000,000.00					152,000,000.00

This Page Left Blank Intentionally

Appropriations, Outlays, and Balances - Continued

Appropriation or Fund Account Title	Account Symbol				Balances, Beginning of Fiscal Year	Appropriations and Other Obligational Authority ¹	Transfers Borrowings and Investment (Net) ²	Outlays (Net)	Balances Withdrawn and Other Transactions ³	Balances, End of Fiscal Year	
	Period of Availability	ATA	AID	MAIN							SUB
Corps of Engineers											
General Fund Accounts											
Mississippi River and Tributaries, Corps of Engineers-Civil Fund Resources:											
Undisbursed Funds	No Year		096	3112	000	1,530,949,635.40	374,484,975.37	-----	711,669,911.95	2,339.44	1,193,762,359.38
Investigations, Corps of Engineers, Civil Fund Resources:											
Undisbursed Funds	No Year		096	3121	000	305,370,017.02	153,000,000.00	-----	158,373,155.08	-----	299,996,861.94
Construction, Corps of Engineers, Civil Fund Resources:											
Undisbursed Funds	No Year		096	3122	000	26,429,455,175.15	2,579,384,467.73	-----	2,443,362,042.58	2,030,967.07	26,563,446,633.23
Operation and Maintenance, Corps of Engineers-Civil Fund Resources:											
Undisbursed Funds	2020-2021		096	3123	000	36,863,899.97	-----	-----	24,717,271.29	-----	12,146,628.68
	No Year					3,766,815,562.35	2,412,855,688.68	-----	2,643,300,321.40	33,776,278.16	3,502,594,651.47
	Subtotal		096	3123	000	3,803,679,462.32	2,412,855,688.68	-----	2,668,017,592.69	33,776,278.16	3,514,741,280.15
Expenses, Corps of Engineers-Civil Fund Resources:											
Undisbursed Funds	2021-2022		096	3124	000	-----	206,000,000.00	-----	196,065,279.76	-----	9,934,720.24
	2020-2021					28,789,337.43	-----	-----	16,496,657.60	-----	12,292,679.83
	2019-2020					2,643,849.50	-----	-----	1,147,754.48	-----	1,496,095.02
	2018-2019					1,773,776.79	-----	-----	17,022.83	-----	1,756,753.96
	2017-2018					1,350,269.70	-----	-----	2,235.15	-----	1,348,034.55
	2016-2017					710,670.26	-----	-----	-----	-----	710,670.26
	2015-2016					1,424,412.36	-----	-----	-77.51	1,424,489.87	-----
	No Year					13,536,760.71	-----	-----	2,584,251.73	-----	10,952,508.98
	Subtotal		096	3124	000	50,229,076.75	206,000,000.00	-----	216,313,124.04	1,424,489.87	38,491,462.84
Flood Control and Coastal Emergencies, Corps of Engineers, Civil Fund Resources:											
Undisbursed Funds	No Year		096	3125	000	2,066,537,828.42	35,000,000.00	-----	636,875,199.53	-----	1,464,662,628.89
Regulatory Program, Corps of Engineers, Civil Fund Resources:											
Undisbursed Funds	2021-2022		096	3126	000	-----	210,000,000.00	-----	188,967,728.58	-----	21,032,271.42
	2020-2021					18,402,018.40	-----	-----	11,461,066.08	-----	6,940,952.32
	2019-2020					5,155,274.83	-----	-----	3,332,602.10	-----	1,822,672.73
	2018-2019					116,685.34	-----	-----	9,255.04	-----	107,430.30
	2017-2018					112,116.96	-----	-----	32,137.57	-----	79,979.39
	2016-2017					148,803.26	-----	-----	16.48	-----	148,786.78
	2015-2016					40,792.60	-----	-----	-----	40,792.60	-----
	No Year					2,128,904.55	-----	-----	517,334.72	-----	1,611,569.83
	Subtotal		096	3126	000	26,104,595.94	210,000,000.00	-----	204,320,140.57	40,792.60	31,743,662.77
Washington Aqueduct Capital Improvements, Corps of Engineers-Civil Fund Resources:											
Undisbursed Funds	No Year		096	3128	000	4,095.06	-----	-90,697.96	-90,697.96	-----	4,095.06

Footnotes at End of Chapter

Appropriations, Outlays, and Balances - Continued

Appropriation or Fund Account Title	Account Symbol				Balances, Beginning of Fiscal Year	Appropriations and Other Obligational Authority ¹	Transfers Borrowings and Investment (Net) ²	Outlays (Net)	Balances Withdrawn and Other Transactions ³	Balances, End of Fiscal Year	
	Period of Availability	ATA	AID	MAIN							SUB
Formerly Utilized Sites Remedial Action Program, Corps of Engineers-Civil Fund Resources: Undisbursed Funds	No Year		096	3130	000	185,695,370.15	250,000,000.00	-----	168,687,908.96	-----	267,007,461.19
Office of Assistant Secretary of the Army for Civil Works, Corps of Engineers-Civil Fund Resources: Undisbursed Funds	2021-2022		096	3132	000	-----	5,000,000.00	-----	1,461,344.10	-----	3,538,655.90
	2020-2021					3,560,216.18	-500,000.00	-----	3,039,565.19	-----	20,650.99
	2019-2020					423,871.77	-----	-----	165,897.92	-----	257,973.85
	2018-2019					388,947.67	-----	-----	-----	-----	388,947.67
	2017-2018					65,805.67	-----	-----	-----	-----	65,805.67
	2016-2017					58,638.31	-----	-----	-50,136.25	-----	108,774.56
	2015-2016					133,248.21	-----	-----	-313.55	133,561.76	-----
	No Year					344,661.24	-----	-----	177,679.91	-----	166,981.33
	Subtotal		096	3132	000	4,975,389.05	4,500,000.00	-----	4,794,037.32	133,561.76	4,547,789.97
Water Infrastructure Finance and Innovation Program Account, Corps of Engineers-Civil Fund Resources: Undisbursed Funds	2021-2022		096	3139	000	-----	2,200,000.00	-----	395,420.76	-----	1,804,579.24
	No Year					-----	12,000,000.00	-----	-----	-----	12,000,000.00
	Subtotal		096	3139	000	- 0 -	14,200,000.00	-----	395,420.76	-----	13,804,579.24
Special Fund Accounts											
Hydraulic Mining in California, Debris Fund, Corps of Engineers-Civil Fund Resources: Undisbursed Funds	No Year		096	5066	000	⁴ 150,851.53	79,333.79	-----	41,777.63	-----	188,407.69
Payments to States, Flood Control Act of 1954, Corps of Engineers - Civil Fund Resources: Undisbursed Funds	No Year		096	5090	000	-----	11,976,426.86	-----	11,291,537.87	-----	684,888.99
Maintenance and Operation of Dams and Other Improvements of Navigable Waters, Corps of Engineers - Civil Fund Resources: Undisbursed Funds	No Year		096	5125	000	41,193,166.95	11,668,444.98	-----	14,540,188.86	-----	38,321,423.07
Interagency America the Beautiful Pass Revenues, Corps of Engineers-Civil Fund Resources: Undisbursed Funds	No Year		096	5570	000	3,953,655.24	1,413,896.54	-----	1,296,974.46	-----	4,070,577.32
Special Use Permit Fees, Corps of Engineers-Civil Fund Resources: Undisbursed Funds	No Year		096	5607	000	1,800,328.82	217,918.80	-----	512,082.35	-----	1,506,165.27
Intragovernmental Funds											
Revolving Fund, Corps of Engineers, Civil Fund Resources: Undisbursed Funds	No Year		096	4902	000	2,157,931,619.79	-----	-----	-59,718,012.47	-----	2,217,649,632.26
Trust Fund Accounts											

Footnotes at End of Chapter

Appropriations, Outlays, and Balances - Continued

Appropriation or Fund Account Title	Account Symbol				Balances, Beginning of Fiscal Year	Appropriations and Other Obligational Authority ¹	Transfers Borrowings and Investment (Net) ²	Outlays (Net)	Balances Withdrawn and Other Transactions ³	Balances, End of Fiscal Year
	Period of Availability	ATA	AID	MAIN SUB						
South Dakota Terrestrial Wildlife Habitat Restoration Trust Fund, Corps of Engineers - Civil Fund Resources:										
Undisbursed Funds	No Year		096	8217 000	-----	2,100,198.88	-1,100,198.88	1,000,000.00	-----	-----
Unrealized Discount on Investments					-379,429.12	-----	-20,892.08	-----	-----	-400,321.20
Investments in US Treasury Securities					115,783,517.49	-----	1,121,090.96	-----	-----	116,904,608.45
Subtotal			096	8217 000	115,404,088.37	2,100,198.88	-----	1,000,000.00	-----	116,504,287.25
Coastal Wetlands Restoration Trust Fund, Corps of Engineers - Civil Fund Resources:										
Undisbursed Funds	No Year		096	8333 000	9,689,339.69	58,256,169.70	-----	63,907,438.64	-----	4,038,070.75
Inland Waterways Trust Fund - Treasury Managed, Corps of Engineers - Civil Fund Resources:										
Undisbursed Funds	No Year		096	8861 000	⁴ 18,715,740.72	90,027,054.52	-97,586,809.40	-----	-----	11,155,985.84
Transfer To:										
Corps of Engineers, Civil	No Year	096	096	8861 000	-----	37,705,538.72	-----	37,705,538.72	-----	-----
Investments in US Treasury Securities					112,826,128.61	-----	97,586,809.40	-----	-----	210,412,938.01
Subtotal			096	8861 000	131,541,869.33	127,732,593.24	-----	37,705,538.72	-----	221,568,923.85
Rivers and Harbors Contributed and Advance Funds, Corps of Engineers, Civil Fund Resources:										
Undisbursed Funds	No Year		096	8862 000	1,912,875,974.05	738,766,177.30	-----	467,076,217.70	-----	2,184,565,933.65
Harbor Maintenance Trust Fund - Treasury Managed, Corps of Engineers - Civil Fund Resources:										
Undisbursed Funds	No Year		096	8863 000	⁴ 200,924,211.57	22,628,214.97	-92,475,867.17	-----	-----	131,076,559.37
Transfer To:										
Corps of Engineers	No Year	096	096	8863 000	-----	1,553,683,543.85	-----	1,553,683,543.85	-----	-----
Unrealized Discount on Investments					-33,430,970.31	-----	28,118,921.42	-----	-----	-5,312,048.89
Investments in US Treasury Securities					9,059,600,573.93	-----	64,356,945.75	-----	-----	9,123,957,519.68
Subtotal			096	8863 000	9,227,093,815.19	1,576,311,758.82	-----	1,553,683,543.85	-----	9,249,722,030.16
Deductions for Offsetting Receipts										
Proprietary Receipts from the Public					-----	-1,368,414,409.88	-----	-1,368,414,409.88	-----	-----
Intrabudgetary Receipts Deducted by Agency					-----	-43,963.03	-----	-43,963.03	-----	-----
Total, Offsetting Receipts					-----	-1,368,458,372.91	-----	-1,368,458,372.91	-----	-----
Total, Corps of Engineers					48,004,635,354.22	7,399,489,677.78	-90,697.96	7,935,596,750.22	37,408,428.90	47,431,029,154.92

Footnotes at End of Chapter

Appropriations, Outlays, and Balances - Continued

Footnotes

- 1 The amounts in this column, unless otherwise footnoted, represent appropriations, increases and rescissions in borrowing authority or new contract authority. Appropriation accounts with appropriation transfer activity are presented in Table 1 (Appropriations and Appropriation Transfers) at the end of this chapter.
- 2 The amounts in this column, unless otherwise footnoted, represent transfers - other than appropriation transfers, borrowings (gross), investments (net), unrealized discounts or funds held outside the Treasury.
- 3 The amounts in this column, unless otherwise footnoted, represent obligated balances canceled for fiscal year 2016 pursuant to 31 U.S.C. 1553 and adjustments to borrowing and contract authority.
- 4 The opening balance(s) of the following account(s) have been adjusted during the current fiscal year and do not agree with last year's closing balance(s):

<u>Account Symbol: (ATA, AID, POA, MAIN, SUB)</u>	<u>Adjustment</u>
096 X 5066 000 - Undi sbursed Funds	-\$6, 049. 00
096 X 8861 000 - Undi sbursed Funds	\$241, 807. 72
096 X 8863 000 - Undi sbursed Funds	\$81, 011, 560. 04

Appropriations, Outlays, and Balances - Continued

Footnotes

Table 1 - Appropriations and Appropriation Transfers - Corps of Engineers

AID	ATA	Period of Availability	MAIN	Net Appropriations and Appropriation Transfers	Appropriation Amount	Net Appropriation Transfers	AID Involved	ATA Involved	Period of Availability Involved	MAIN Involved	Amount From or To (-)
096		X	3123	2,412,855,688.68	2,370,772,364.98	42,083,323.70	089		X	4045	4,629.68
							096		X	5007	41,589,338.20
							096		X	5493	489,355.82
096		X	5007	0.00	41,589,338.20	-41,589,338.20	096		X	3123	-41,589,338.20
096		X	5493	0.00	489,355.82	-489,355.82	096		X	3123	-489,355.82
096		X	8333	58,256,169.70	0.00	58,256,169.70	014		X	8151	58,256,169.70
096		X	8861	-37,705,538.72	0.00	-37,705,538.72	096	096	X	8861	-37,705,538.72
096		X	8863	-1,594,957,543.85	0.00	-1,594,957,543.85	069		X	8003	-38,000,000.00
							070		X	8870	-3,274,000.00
							096	096	X	8863	-1,553,683,543.85
096	096	X	8861	37,705,538.72	0.00	37,705,538.72	096		X	8861	37,705,538.72
096	096	X	8863	1,553,683,543.85	0.00	1,553,683,543.85	096		X	8863	1,553,683,543.85
Total				2,429,837,858.38	2,412,851,059.00	16,986,799.38					16,986,799.38

This Page Left Blank Intentionally

Appropriations, Outlays, and Balances - Continued

Appropriation or Fund Account Title	Account Symbol				Balances, Beginning of Fiscal Year	Appropriations and Other Obligational Authority ¹	Transfers Borrowings and Investment (Net) ²	Outlays (Net)	Balances Withdrawn and Other Transactions ³	Balances, End of Fiscal Year
	Period of Availability	ATA	AID	MAIN SUB						
Other Defense Civil Programs										
Military Retirement										
General Fund Accounts										
Payments to Military Retirement Fund, Defense Fund Resources:										
Undisbursed Funds	2021		097	0040 000	-----	98,106,000,000.00	-----	98,106,000,000.00	-----	-----
Trust Fund Accounts										
Department of Defense Military Retirement Fund Fund Resources:										
Undisbursed Funds	No Year		097	8097 000	75,301,435.13	179,162,936,500.71	-116,109,851,677.91	63,053,819,814.31	-----	74,566,443.62
Unrealized Discount on Investments					-9,031,588,640.08	-----	-212,097,264.08	-----	-----	-9,243,685,904.16
Unamortized Premium and Discount					-9,237,212,004.05	-----	586,441,269.04	-----	-----	-8,650,770,735.01
Investments in US Treasury Securities					916,264,382,522.54	-----	115,735,507,672.95	-----	-----	1,031,999,890,195.49
Subtotal			097	8097 000	898,070,883,313.54	179,162,936,500.71	0.00	63,053,819,814.31	-----	1,014,179,999,999.94
Total, Military Retirement					898,070,883,313.54	277,268,936,500.71	0.00	161,159,819,814.31	-----	1,014,179,999,999.94
Retiree Health Care										
General Fund Accounts										
Payment to Department of Defense Medicare-Eligible Retiree Health Care Fund Fund Resources:										
Undisbursed Funds	No Year		097	0850 000	-----	6,983,000,000.00	-----	6,983,000,000.00	-----	-----
Special Fund Accounts										
Department of Defense, Medicare-Eligible Retiree Health Care Fund Fund Resources:										
Undisbursed Funds	No Year		097	5472 000	68,929,122.12	32,184,955,272.38	-20,896,139,254.70	11,196,676,163.74	-----	161,068,976.06
Unrealized Discount on Investments					-2,007,085,521.13	-----	-123,429,888.53	-----	-----	-2,130,515,409.66
Unamortized Premium and Discount					-2,770,946,559.33	-----	175,917,588.23	-----	-----	-2,595,028,971.10
Investments in US Treasury Securities					268,894,246,706.69	-----	20,843,651,555.00	-----	-----	289,737,898,261.69
Subtotal			097	5472 000	264,185,143,748.35	32,184,955,272.38	-----	11,196,676,163.74	-----	285,173,422,856.99
Total, Retiree Health Care					264,185,143,748.35	39,167,955,272.38	-----	18,179,676,163.74	-----	285,173,422,856.99
Educational Benefits										
Trust Fund Accounts										
Department of Defense, Education Benefits Fund Fund Resources:										
Undisbursed Funds	No Year		097	8098 000	100,000.00	116,442,976.12	38,240,180.24	154,683,156.36	-----	100,000.00
Unrealized Discount on Investments					-4,635,737.43	-----	2,942,247.53	-----	-----	-1,693,489.90
Investments in US Treasury Securities					1,049,889,694.39	-----	-41,182,427.77	-----	-----	1,008,707,266.62
Subtotal			097	8098 000	1,045,353,956.96	116,442,976.12	-----	154,683,156.36	-----	1,007,113,776.72
Total, Educational Benefits					1,045,353,956.96	116,442,976.12	-----	154,683,156.36	-----	1,007,113,776.72
American Battle Monuments Commission										
General Fund Accounts										

Footnotes at End of Chapter

Appropriations, Outlays, and Balances - Continued

Appropriation or Fund Account Title	Account Symbol				Balances, Beginning of Fiscal Year	Appropriations and Other Obligational Authority ¹	Transfers Borrowings and Investment (Net) ²	Outlays (Net)	Balances Withdrawn and Other Transactions ³	Balances, End of Fiscal Year
	Period of Availability	ATA	AID	MAIN						
Salaries and Expenses, American Battle Monuments Commission Fund Resources:										
Undisbursed Funds	No Year		074	0100	91,310,583.20	84,100,000.00	16,032.99	90,770,903.70	-----	84,655,712.49
Funds Held Outside the Treasury					21,252.64	-----	-16,032.99	-----	-----	5,219.65
Subtotal			074	0100	91,331,835.84	84,100,000.00	-----	90,770,903.70	-----	84,660,932.14
Foreign Currency Fluctuations Account, American Battle Monuments Commission Fund Resources:										
Undisbursed Funds	No Year		074	0101	19,555,706.68	-----	-----	-----	-----	19,555,706.68
Trust Fund Accounts										
Contributions, American Battle Monuments Commission Fund Resources:										
Undisbursed Funds	No Year		074	8569	3,236,603.77	32,231.00	-----	887,656.20	-----	2,381,178.57
Total, American Battle Monuments Commission					114,124,146.29	84,132,231.00	-----	91,658,559.90	-----	106,597,817.39
Armed Forces Retirement Home										
General Fund Accounts										
General Fund Payment, Armed Forces Retirement Home Trust Fund, Armed Forces Retirement Home Fund Resources:										
Undisbursed Funds	2021-2022		084	0100	-----	22,000,000.00	-----	22,000,000.00	-----	-----
Trust Fund Accounts										
Armed Forces Retirement Home Trust Fund, Armed Forces Retirement Home Fund Resources:										
Undisbursed Funds	2021-2022		084	8522	-----	52,500,000.00	-----	49,997,296.02	-----	2,502,703.98
	2020-2021				349,686.40	1,569,000.00	-----	1,285,970.09	-----	632,716.31
	2020				3,834,242.16	5,945,000.00	-----	9,445,674.21	-----	333,567.95
	2019				770,861.12	600,000.00	-----	792,013.50	-----	578,847.62
	2018				83,732.60	-----	-----	-----	-----	83,732.60
	2017				613.20	-----	-----	-----	-----	613.20
	No Year				2,297,795.54	5,756,288.32	-1,725,172.12	4,031,375.20	-----	2,297,536.54
Investments in US Treasury Securities					93,137,347.59	-----	1,725,172.12	-----	-----	94,862,519.71
Subtotal			084	8522	100,474,278.61	66,370,288.32	-----	65,552,329.02	-----	101,292,237.91
Total, Armed Forces Retirement Home					100,474,278.61	88,370,288.32	-----	87,552,329.02	-----	101,292,237.91
Cemeterial Expenses										
General Fund Accounts										
Salaries and Expenses, Cemeterial Expenses, Army Fund Resources:										
Undisbursed Funds	2021-2023		021	1805	-----	15,000,000.00	-----	11,188,158.87	-----	3,811,841.13
	2020-2022				⁴ 12,958,914.30	-----	-----	8,052,559.26	-----	4,906,355.04
	2021				-----	66,815,000.00	-----	32,091,187.77	-----	34,723,812.23
	2019-2021				-1,435,651.40	-----	-----	6,864,545.21	-----	⁵ -8,300,196.61
	2020				⁴ 32,211,575.15	-----	-----	21,759,411.85	-----	10,452,163.30
	2018-2020				1,204,956.17	-----	-----	1,010,398.85	-----	194,557.32

Footnotes at End of Chapter

Appropriations, Outlays, and Balances - Continued

Appropriation or Fund Account Title	Account Symbol				Balances, Beginning of Fiscal Year	Appropriations and Other Obligational Authority ¹	Transfers Borrowings and Investment (Net) ²	Outlays (Net)	Balances Withdrawn and Other Transactions ³	Balances, End of Fiscal Year
	Period of Availability	ATA	AID	MAIN						
	2019				11,566,904.19	-----	-----	1,045,023.77	-----	10,521,880.42
	2017-2019				305,326.59	-----	-----	70,117.92	-----	235,208.67
	2018				1,253,165.83	-----	-----	-66,964.07	-----	1,320,129.90
	2016-2018				113,326.10	-----	-----	20,553.03	-----	92,773.07
	2017				1,762,781.21	-----	-----	-----	-----	1,762,781.21
	2016				836,307.34	-----	-----	-610,258.84	1,446,566.18	-----
	2015-2016				577,621.29	-----	-----	-----	577,621.29	-----
	No Year				4,180,414.72	-----	-----	554,165.28	-----	3,626,249.44
	Subtotal		021	1805	000	65,535,641.49	81,815,000.00	81,978,898.90	2,024,187.47	63,347,555.12
Construction, Cemeterial Expenses, Army Fund Resources:										
Undisbursed Funds	2013-2017		021	1809	000	415,290.81	-----	-----	-11,975.61	427,266.42
	No Year					189,898,596.20	-----	75,161,775.59	-----	114,736,820.61
	Subtotal		021	1809	000	190,313,887.01	-----	75,149,799.98	-----	115,164,087.03
Special Fund Accounts										
National Military Cemeteries Concessions, Army Fund Resources:										
Undisbursed Funds	No Year		021	5602	000	1,108,340.15	-----	-327,388.60	-----	1,435,728.75
Total, Cemeterial Expenses						256,957,868.65	81,815,000.00	156,801,310.28	2,024,187.47	179,947,370.90
Forest and Wildlife Conservation, Military Reservations										
Special Fund Accounts										
Wildlife Conservation, Etc., Military Reservations, Navy Fund Resources:										
Undisbursed Funds	No Year		017	5095	000	2,182,502.70	203,103.76	-----	-4,607.07	2,390,213.53
Wildlife Conservation, Etc., Military Reservations, Army Fund Resources:										
Undisbursed Funds	No Year		021	5095	000	8,639,001.68	32,362.07	-----	297,808.45	8,373,555.30
Department of Defense, Forest Products Program, Army Fund Resources:										
Undisbursed Funds	No Year		021	5285	000	49,759,404.94	12,788,292.94	-----	19,487,541.13	43,060,156.75
Wildlife Conservation, Etc., Military Reservations, Air Force Fund Resources:										
Undisbursed Funds	No Year		057	5095	000	2,321,245.15	1,176,015.94	-----	1,083,756.90	2,413,504.19
Total, Forest and Wildlife Conservation, Military Reservations						62,902,154.47	14,199,774.71	-----	20,864,499.41	56,237,429.77
Selective Service System										
General Fund Accounts										
Salaries and Expenses, Selective Service System Fund Resources:										
Undisbursed Funds	2021		090	0400	000	-----	26,000,000.00	-----	19,583,882.02	6,416,117.98
	2020					6,973,936.01	-----	5,071,010.90	-----	1,902,925.11
	2019					769,317.89	-----	-212,296.91	-----	981,614.80
	2018					1,264,520.05	-----	556,732.45	-----	707,787.60
	2017					785,031.51	-----	-----	-----	785,031.51

Footnotes at End of Chapter

Appropriations, Outlays, and Balances - Continued

Appropriation or Fund Account Title	Account Symbol				Balances, Beginning of Fiscal Year	Appropriations and Other Obligational Authority ¹	Transfers Borrowings and Investment (Net) ²	Outlays (Net)	Balances Withdrawn and Other Transactions ³	Balances, End of Fiscal Year
	Period of Availability	ATA	AID	MAIN						
	2016				459,930.34	-----	-----	2,838.70	457,091.64	-----
Subtotal			090	0400	000	10,252,735.80	26,000,000.00	25,002,167.16	457,091.64	10,793,477.00
Total, Selective Service System						10,252,735.80	26,000,000.00	25,002,167.16	457,091.64	10,793,477.00
Deductions for Offsetting Receipts										
Proprietary Receipts from the Public						-----	-31,225,116.21	-----	-31,225,116.21	-----
Intrabudgetary Receipts Deducted by Agency						-----	-121,760,251,612.51	-----	-121,760,251,612.51	-----
Total, Offsetting Receipts						-----	-121,791,476,728.72	-----	-121,791,476,728.72	-----
Total, Other Defense Civil Programs						1,163,846,092,202.67	195,056,375,314.52	0.00	58,084,581,271.46	2,481,279.11

Footnotes at End of Chapter

Footnotes

- 1 The amounts in this column, unless otherwise footnoted, represent appropriations, increases and rescissions in borrowing authority or new contract authority. Appropriation accounts with appropriation transfer activity are presented in Table 1 (Appropriations and Appropriation Transfers) at the end of this chapter.
- 2 The amounts in this column, unless otherwise footnoted, represent transfers - other than appropriation transfers, borrowings (gross), investments (net), unrealized discounts or funds held outside the Treasury.
- 3 The amounts in this column, unless otherwise footnoted, represent obligated balances canceled for fiscal year 2016 pursuant to 31 U.S.C. 1553 and adjustments to borrowing and contract authority.
- 4 The opening balance(s) of the following account(s) have been adjusted during the current fiscal year and do not agree with last year's closing balance(s):

<u>Account Symbol: (ATA, AID, POA, MAIN, SUB)</u>	<u>Adjustment</u>
021 2020-2022 1805 000 - Undi sbursed Funds	\$14,885,908.82
021 2020 1805 000 - Undi sbursed Funds	-\$14,885,908.82

- 5 Subject to disposition by the administrative agency.

Appropriations, Outlays, and Balances - Continued

Footnotes

Table 1 - Appropriations and Appropriation Transfers - Other Defense Civil Programs

AID	ATA	Period of Availability	MAIN	Net Appropriations and Appropriation Transfers	Appropriation Amount	Net Appropriation Transfers	AID Involved	ATA Involved	Period of Availability Involved	MAIN Involved	Amount From or To (-)
021		21	1805	66,815,000.00	81,815,000.00	-15,000,000.00	021		2123	1805	-15,000,000.00
021		2123	1805	15,000,000.00	0.00	15,000,000.00	021		21	1805	15,000,000.00
084		X	8522	-60,614,000.00	0.00	-60,614,000.00	084		19	8522	-600,000.00
							084		20	8522	-5,945,000.00
							084		2021	8522	-1,569,000.00
							084		2122	8522	-52,500,000.00
084		19	8522	600,000.00	0.00	600,000.00	084		X	8522	600,000.00
084		20	8522	5,945,000.00	0.00	5,945,000.00	084		X	8522	5,945,000.00
084		2021	8522	1,569,000.00	0.00	1,569,000.00	084		X	8522	1,569,000.00
084		2122	8522	52,500,000.00	0.00	52,500,000.00	084		X	8522	52,500,000.00
Total				81,815,000.00	81,815,000.00	-----					-----

Appropriations, Outlays, and Balances - Continued

Appropriation or Fund Account Title	Account Symbol				Balances, Beginning of Fiscal Year	Appropriations and Other Obligational Authority ¹	Transfers Borrowings and Investment (Net) ²	Outlays (Net)	Balances Withdrawn and Other Transactions ³	Balances, End of Fiscal Year	
	Period of Availability	ATA	AID	MAIN SUB							
Environmental Protection Agency											
General Fund Accounts											
State and Tribal Assistance Grants, Environmental Protection Agency Fund Resources:											
Undisbursed Funds	No Year		068	0103	000	7,500,830,521.56	4,340,410,000.00	-----	3,714,196,688.03	-----	8,127,043,833.53
Science and Technology, Environmental Protection Agency Fund Resources:											
Undisbursed Funds	2021-2022		068	0107	000	-----	729,329,000.00	-----	464,553,445.04	-----	264,775,554.96
	2020-2021					284,721,557.94	-----	-----	202,195,392.74	-----	82,526,165.20
	2019-2020					78,441,103.23	-----	-----	45,544,578.65	-----	32,896,524.58
	2018-2019					24,869,749.84	-----	-----	11,883,351.50	-----	12,986,398.34
	2017-2018					12,149,060.52	-----	-----	5,383,465.88	-----	6,765,594.64
	2016-2017					6,818,634.38	-----	-----	2,489,132.22	-----	4,329,502.16
	2015-2016					4,959,978.36	-----	-----	697,551.28	-----	4,262,427.08
	2014-2015					3,605,653.57	-----	-----	76,597.38	-----	⁴ 3,529,056.19
	2013-2014					3,789,887.85	-----	-----	-240,222.32	4,030,110.17	-----
	No Year					551,544.92	-----	-----	400,844.85	-----	150,700.07
	Subtotal		068	0107	000	419,907,170.61	729,329,000.00	-----	732,984,137.22	4,030,110.17	412,221,923.22
Environmental Programs and Management, Environmental Protection Agency Fund Resources:											
Undisbursed Funds	2021-2022		068	0108	000	-----	2,761,550,000.00	-10,000.00	1,783,610,622.05	-----	977,929,377.95
	2020-2021					926,369,636.59	-----	10,000.00	485,335,236.35	-----	441,044,400.24
	2019-2020					407,786,880.85	-----	-----	188,674,374.37	-----	219,112,506.48
	2018-2019					180,356,688.98	-----	-----	81,992,161.08	-----	98,364,527.90
	2017-2018					93,135,324.88	-----	-----	27,817,618.37	-----	65,317,706.51
	2016-2017					51,348,529.39	-----	-----	18,991,314.10	-----	32,357,215.29
	2015-2016					25,435,007.21	-----	-----	7,388,664.55	-----	18,046,342.66
	2014-2015					19,804,559.07	-----	-----	2,239,821.35	-----	⁴ 17,564,737.72
	2013-2014					16,820,691.17	-----	-----	81,554.44	16,739,136.73	-----
	2008-2009					-5,392.08	-----	-----	-----	-----	⁵ -5,392.08
	No Year					7,795,631.52	71,157,868.80	-----	10,909,841.29	-----	68,043,659.03
Funds Held Outside the Treasury											
	2021-2022					-----	-----	10,000.00	-----	-----	10,000.00
	2020-2021					10,000.00	-----	-10,000.00	-----	-----	-----
	Subtotal		068	0108	000	1,728,857,557.58	2,832,707,868.80	-----	2,607,041,207.95	16,739,136.73	1,937,785,081.70
Energy Research and Development, Environmental Protection Agency Fund Resources:											
Undisbursed Funds	No Year		068	0109	000	5,284.29	-----	-----	-----	-----	5,284.29
Buildings and Facilities, Environmental Protection Agency Fund Resources:											
Undisbursed Funds	2020-2021		068	0110	000	300,000.00	-----	-----	6,825.00	-----	293,175.00
	No Year					71,367,317.64	33,752,000.00	-----	37,751,734.60	-----	67,367,583.04
	Subtotal		068	0110	000	71,667,317.64	33,752,000.00	-----	37,758,559.60	-----	67,660,758.04

Footnotes at End of Chapter

Appropriations, Outlays, and Balances - Continued

Appropriation or Fund Account	Account Symbol				Balances, Beginning of Fiscal Year	Appropriations and Other Obligational Authority ¹	Transfers Borrowings and Investment (Net) ²	Outlays (Net)	Balances Withdrawn and Other Transactions ³	Balances, End of Fiscal Year
Title	Period of Availability	ATA	AID	MAIN						
Office of Inspector General, Environmental Protection Agency Fund Resources:										
Undisbursed Funds	2021-2022		068	0112	000	----- 43,500,000.00	-----	35,706,213.93	-----	7,793,786.07
	2020-2021					5,043,366.42	-----	4,700,613.68	-----	342,752.74
	2019-2020					741,345.35	-----	-14,903.09	-----	756,248.44
	2018-2019					198,438.78	-----	2,788.67	-----	195,650.11
	2017-2018					260,908.86	-----	750.00	-----	260,158.86
	2016-2017					175,686.53	-----	-----	-----	175,686.53
	2015-2016					545,597.38	-----	-----	-----	545,597.38
	2014-2015					252,732.49	-----	-----	-----	⁴ 252,732.49
	2013-2014					292,347.72	-----	-----	-----	-----
	Subtotal		068	0112	000	7,510,423.53	-----	40,395,463.19	292,347.72	10,322,612.62
Abatement, Control and Compliance Loan Program, Environmental Protection Agency Fund Resources:										
Undisbursed Funds	2008		068	0118	000	-32,529.80	-----	-----	-----	⁵ -32,529.80
Payment to the Hazardous Substances Superfund, Environmental Protection Agency Fund Resources:										
Undisbursed Funds	No Year		068	0250	000	-----	1,153,461,519.90	1,153,461,519.90	-----	-----
Water Infrastructure Finance and Innovation Program Account, Environmental Protection Agency Fund Resources:										
Undisbursed Funds	2021-2022		068	0254	000	-----	5,500,000.00	4,873,036.71	-----	626,963.29
	2020-2021					1,435,483.83	-----	1,433,617.42	-----	1,866.41
	2019-2020					1,154,482.77	-----	904,680.24	-----	249,802.53
	2018-2019					629,571.94	-----	342,242.89	-----	287,329.05
	2017-2018					225.02	-----	-----	-----	225.02
	No Year					204,780,613.85	-----	21,775,876.02	-----	242,504,737.83
	Subtotal		068	0254	000	208,000,377.41	-----	65,000,000.00	29,329,453.28	243,670,924.13
Special Fund Accounts										
Exxon Valdez Settlement Fund, Environmental Protection Agency Fund Resources:										
Undisbursed Funds	No Year		068	5297	000	1.23	-----	-----	-----	1.23
Pesticide Registration Fund, Environmental Protection Agency Fund Resources:										
Undisbursed Funds	No Year		068	5374	000	16,675,105.69	20,028,002.94	19,806,693.11	-----	16,896,415.52
Public Enterprise Funds										
Reregistration and Expedited Processing Revolving Fund, Environmental Protection Agency Fund Resources:										
Undisbursed Funds	No Year		068	4310	000	52,573,817.83	-----	14,211,492.91	-----	38,362,324.92
Hazardous Waste Electronic Manifest System Fund, Environmental										

Footnotes at End of Chapter

Appropriations, Outlays, and Balances - Continued

Appropriation or Fund Account Title	Account Symbol				Balances, Beginning of Fiscal Year	Appropriations and Other Obligational Authority ¹	Transfers Borrowings and Investment (Net) ²	Outlays (Net)	Balances Withdrawn and Other Transactions ³	Balances, End of Fiscal Year
	Period of Availability	ATA	AID	MAIN SUB						
Protection Agency Fund Resources: Undisbursed Funds	2017-2019		068	4330 000	1,420.63	-----	-----	-----	-----	1,420.63
	2016-2018				65,288.06	-----	-----	-----	-----	65,288.06
	2015-2017				144,349.86	-----	-----	-----	-----	144,349.86
	2014-2016				70,091.61	-----	-----	-----	70,091.61	-----
	No Year				10,508,629.23	-----	-----	-8,592,617.66	-----	19,101,246.89
	Subtotal		068	4330 000	10,789,779.39	-----	-----	-8,592,617.66	70,091.61	19,312,305.44
Damage Assessment and Restoration Revolving Fund, Environmental Protection Agency Fund Resources: Undisbursed Funds	No Year		068	4365 000	1,915,943.77	990,596.00	238,700.00	984,324.29	-----	2,160,915.48
Intragovernmental Funds										
Working Capital Fund, Environmental Protection Agency Fund Resources: Undisbursed Funds	No Year		068	4565 000	87,214,721.75	-----	-----	-22,585,390.00	-----	109,800,111.75
Trust Fund Accounts										
Hazardous Substance Superfund - Treasury Managed, Environmental Protection Agency Fund Resources: Undisbursed Funds	2021-2022		068	8145 000	-----	23,769,573.16	-----	23,769,573.16	-----	-----
	2020-2021				-----	12,044,989.08	-----	12,044,989.08	-----	-----
	2019-2020				-----	683,005.49	-----	683,005.49	-----	-----
	2018-2019				-----	104,921.84	-----	104,921.84	-----	-----
	No Year				5,758,771.60	112,801,189.39	-114,643,285.82	-----	-----	3,916,675.17
Transfer To:										
Environmental Protection Agency	No Year	068	068	8145 000	145,937,090.03	1,332,154,752.77	-----	1,344,304,709.70	-----	133,787,133.10
Centers for Disease Control, Health and Human Services	No Year	075	068	8145 009	549,773.42	-----	-----	-----	-----	549,773.42
Investments in US Treasury Securities			068	8145 000	4,933,162,700.80	-----	114,643,285.82	-----	-----	5,047,805,986.62
	Subtotal		068	8145 000	5,085,408,335.85	1,481,558,431.73	-----	1,380,907,199.27	-----	5,186,059,568.31
Leaking Underground Storage Tank Trust Fund - Treasury Managed, Environmental Protection Agency Fund Resources: Undisbursed Funds	No Year		068	8153 000	14,081,123.95	153,710,126.30	-142,104,960.59	-----	-----	25,686,289.66
Transfer To:										
Environmental Protection Agency	No Year	068	068	8153 000	14,109,643.98	88,552,278.65	-----	84,807,893.88	-----	17,854,028.75
Investments in US Treasury Securities					895,016,210.67	-----	142,104,960.59	-----	-----	1,037,121,171.26
	Subtotal		068	8153 000	923,206,978.60	242,262,404.95	-----	84,807,893.88	-----	1,080,661,489.67
Inland Oil Spill Programs, Environmental Protection Agency Fund Resources: Undisbursed Funds	No Year		068	8221 000	12,643,396.69	20,098,000.00	-----	5,390,447.64	-----	27,350,949.05
Deductions for Offsetting Receipts										
Proprietary Receipts from the Public					-----	-276,125,050.32	-----	-276,537,347.07	-----	-----
Intrabudgetary Receipts Deducted by Agency					-----	-1,177,037,728.87	-----	-1,177,037,728.87	-----	-----
Offsetting Governmental Receipts					-----	-27,835,560.03	-----	-27,835,560.03	-----	-----

Footnotes at End of Chapter

Appropriations, Outlays, and Balances - Continued

Appropriation or Fund Account	Account Symbol					Balances, Beginning of Fiscal Year	Appropriations and Other Obligational Authority ¹	Transfers Borrowings and Investment (Net) ²	Outlays (Net)	Balances Withdrawn and Other Transactions ³	Balances, End of Fiscal Year
Title	Period of Availability	ATA	AID	MAIN	SUB						
Total, Offsetting Receipts						-----	-1,480,998,339.22	-----	-1,481,410,635.97	-----	-----
Total, Environmental Protection Agency						16,127,174,203.62	9,482,099,485.10	238,700.00	8,308,686,436.64	21,131,686.23	17,279,281,969.10
Memorandum											
Financing Accounts											
Public Enterprise Funds											
Water Infrastructure Finance and Innovation Direct Loan Financing Account, Environmental Protection Agency Fund Resources:											
Undisbursed Funds	No Year		068	4372	000	6,256.28	-----	525,187,214.73	494,356,568.52	-----	30,836,902.49
Authority to Borrow from the Treasury						6,938,531,966.13	5,510,450,428.33	-525,187,214.73	-----	563,560,417.77	11,360,234,761.96
	Subtotal		068	4372	000	6,938,538,222.41	5,510,450,428.33	-----	494,356,568.52	563,560,417.77	11,391,071,664.45
Total, Financing Accounts						6,938,538,222.41	5,510,450,428.33	-----	494,356,568.52	563,560,417.77	11,391,071,664.45

Footnotes at End of Chapter

Footnotes

- 1 The amounts in this column, unless otherwise footnoted, represent appropriations, increases and rescissions in borrowing authority or new contract authority. Appropriation accounts with appropriation transfer activity are presented in Table 1 (Appropriations and Appropriation Transfers) at the end of this chapter.
- 2 The amounts in this column, unless otherwise footnoted, represent transfers - other than appropriation transfers, borrowings (gross), investments (net), unrealized discounts or funds held outside the Treasury.
- 3 The amounts in this column, unless otherwise footnoted, represent obligated balances canceled for fiscal year 2016 pursuant to 31 U.S.C. 1553 and adjustments to borrowing and contract authority.
- 4 Pursuant to Public Law # 106-377, 114 Stat. 1441A-44, the balance for this account has been extended beyond the normal period of availability to liquidate obligations.
- 5 Subject to disposition by the administrative agency.

Appropriations, Outlays, and Balances - Continued

Footnotes

Table 1 - Appropriations and Appropriation Transfers - Environmental Protection Agency

AID	ATA	Period of Availability	MAIN	Net Appropriations and Appropriation Transfers	Appropriation Amount	Net Appropriation Transfers	AID Involved	ATA Involved	Period of Availability Involved	MAIN Involved	Amount From or To (-)
068		X	0108	71,157,868.80	45,500,000.00	25,657,868.80	068		X	5664	25,657,868.80
068		X	4365	990,596.00	0.00	990,596.00	014		X	5198	990,596.00
068		X	5664	0.00	25,657,868.80	-25,657,868.80	068		X	0108	-25,657,868.80
068		X	8145	-1,368,757,242.34	0.00	-1,368,757,242.34	068		1819	8145	-104,921.84
							068		1920	8145	-683,005.49
							068		2021	8145	-12,044,989.08
							068		2122	8145	-23,769,573.16
							068	068	X	8145	-1,332,154,752.77
068		1819	8145	104,921.84	0.00	104,921.84	068		X	8145	104,921.84
068		1920	8145	683,005.49	0.00	683,005.49	068		X	8145	683,005.49
068		2021	8145	12,044,989.08	0.00	12,044,989.08	068		X	8145	12,044,989.08
068		2122	8145	23,769,573.16	0.00	23,769,573.16	068		X	8145	23,769,573.16
068		X	8153	-88,552,278.65	0.00	-88,552,278.65	068	068	X	8153	-88,552,278.65
068		X	8221	20,098,000.00	0.00	20,098,000.00	070		X	8185	20,098,000.00
068	068	X	8145	1,332,154,752.77	0.00	1,332,154,752.77	068		X	8145	1,332,154,752.77
068	068	X	8153	88,552,278.65	0.00	88,552,278.65	068		X	8153	88,552,278.65
Total				92,246,464.80	71,157,868.80	21,088,596.00					21,088,596.00

Appropriations, Outlays, and Balances - Continued

Appropriation or Fund Account Title	Account Symbol				Balances, Beginning of Fiscal Year	Appropriations and Other Obligational Authority ¹	Transfers Borrowings and Investment (Net) ²	Outlays (Net)	Balances Withdrawn and Other Transactions ³	Balances, End of Fiscal Year	
	Period of Availability	ATA	AID	MAIN							SUB
Executive Office of the President											
General Fund Accounts											
Salaries and Expenses, Office of the National Cyber Director, Executive Office of the President Fund Resources:											
Undisbursed Funds	2021		011	1800	000	-----	-----	-----	-24,906.29	-----	24,906.29
The White House											
General Fund Accounts											
Compensation of the President, Executive Office of the President Fund Resources:											
Undisbursed Funds	2021		011	0001	000	-----	450,000.00	-----	425,258.76	-----	24,741.24
	2020					34,455.88	-----	-----	11,346.74	-----	23,109.14
	2019					25,910.80	-----	-----	-----	-----	25,910.80
	2018					32,270.78	-----	-----	-----	-----	32,270.78
	2017					33,585.61	-----	-----	-----	-----	33,585.61
	2016					43,380.78	-----	-----	-----	43,380.78	-----
	Subtotal		011	0001	000	169,603.85	450,000.00	-----	436,605.50	43,380.78	139,617.57
Salaries and Expenses, the White House, Executive Office of the President Fund Resources:											
Undisbursed Funds	2021		011	0110	000	-----	70,860,000.00	-----	56,581,428.22	-----	14,278,571.78
	2020					7,219,270.39	-----	-----	5,488,098.36	-----	1,731,172.03
	2019					1,634,800.35	-----	-----	214,282.90	-----	1,420,517.45
	2018					1,326,296.64	-----	-----	120,112.93	-----	1,206,183.71
	2017					1,210,494.04	-----	-----	75,479.28	-----	1,135,014.76
	2016					714,127.95	-----	-----	19,355.61	694,772.34	-----
	Subtotal		011	0110	000	12,104,989.37	70,860,000.00	-----	62,498,757.30	694,772.34	19,771,459.73
Total, The White House						12,274,593.22	71,310,000.00	-----	62,935,362.80	738,153.12	19,911,077.30
Executive Residence at the White House											
General Fund Accounts											
White House Repair and Restoration, Executive Office of the President Fund Resources:											
Undisbursed Funds	No Year		011	0109	000	3,059,054.96	2,500,000.00	-----	1,903,067.08	-----	3,655,987.88
Operating Expenses, Executive Residence at the White House, Executive Office of the President Fund Resources:											
Undisbursed Funds	2021		011	0210	000	-----	14,061,000.00	-----	12,164,914.46	-----	1,896,085.54
	2020					1,384,054.90	-----	-----	849,095.69	-----	534,959.21
	2019					774,533.74	-----	-----	143,369.50	-----	631,164.24
	2018					684,813.53	-----	-----	-----	-----	684,813.53
	2017					482,784.84	-----	-----	-----	-----	482,784.84
	2016					294,323.18	-----	-----	-----	294,323.18	-----
	Subtotal		011	0210	000	3,620,510.19	14,061,000.00	-----	13,157,379.65	294,323.18	4,229,807.36

Footnotes at End of Chapter

Appropriations, Outlays, and Balances - Continued

Appropriation or Fund Account Title	Account Symbol					Balances, Beginning of Fiscal Year	Appropriations and Other Obligational Authority ¹	Transfers Borrowings and Investment (Net) ²	Outlays (Net)	Balances Withdrawn and Other Transactions ³	Balances, End of Fiscal Year
	Period of Availability	ATA	AID	MAIN	SUB						
Public Enterprise Funds											
Reimbursable Expenses, Executive Residence at the White House, Executive Office of President Fund Resources:											
Undisbursed Funds	No Year		011	4263	000	25,000.00	-----	-----	-----	-----	25,000.00
Total, Executive Residence at the White House						6,704,565.15	16,561,000.00	-----	15,060,446.73	294,323.18	7,910,795.24
Special Assistance to the President and the Official Residence of the Vice President											
General Fund Accounts											
Operating Expenses, Official Residence of the Vice President Fund Resources:											
Undisbursed Funds	2021		011	0211	000	-----	302,000.00	-----	154,847.25	-----	147,152.75
	2020					176,752.86	-----	-----	34,764.83	-----	141,988.03
	2019					100,913.80	-----	-----	5,403.54	-----	95,510.26
	2018					86,789.84	-----	-----	-----	-----	86,789.84
	2017					47,373.81	-----	-----	-----	-----	47,373.81
	2016					81,976.10	-----	-----	-----	81,976.10	-----
Subtotal			011	0211	000	493,806.41	302,000.00	-----	195,015.62	81,976.10	518,814.69
Salaries and Expenses, Special Assistance to the President, Executive Office of the President Fund Resources:											
Undisbursed Funds	2021		011	1454	000	-----	4,698,000.00	-----	3,647,812.06	-----	1,050,187.94
	2020					1,137,095.25	-----	-----	494,074.66	-----	643,020.59
	2019					208,363.83	-----	-----	2,539.03	-----	205,824.80
	2018					306,596.40	-----	-----	-336.94	-----	306,933.34
	2017					220,288.92	-----	-----	911.99	-----	219,376.93
	2016					491,355.36	-----	-----	218,349.37	273,005.99	-----
Subtotal			011	1454	000	2,363,699.76	4,698,000.00	-----	4,363,350.17	273,005.99	2,425,343.60
Total, Special Assistance to the President and the Official Residence of the Vice President						2,857,506.17	5,000,000.00	-----	4,558,365.79	354,982.09	2,944,158.29
Council of Economic Advisers											
General Fund Accounts											
Salaries and Expenses, Council of Economic Advisers, Executive Office of the President Fund Resources:											
Undisbursed Funds	2021		011	1900	000	-----	4,000,000.00	-----	2,920,140.35	-----	1,079,859.65
	2020					640,866.85	-----	-----	440,935.29	-----	199,931.56
	2019					441,951.60	-----	-----	199,619.68	-----	242,331.92
	2018					343,052.83	-----	-----	8,840.32	-----	334,212.51
	2017					403,405.64	-----	-----	84,994.98	-----	318,410.66
	2016					33,221.06	-----	-----	-----	33,221.06	-----
Subtotal			011	1900	000	1,862,497.98	4,000,000.00	-----	3,654,530.62	33,221.06	2,174,746.30
Total, Council of Economic Advisers						1,862,497.98	4,000,000.00	-----	3,654,530.62	33,221.06	2,174,746.30

Footnotes at End of Chapter

Appropriations, Outlays, and Balances - Continued

Appropriation or Fund Account Title	Account Symbol					Balances, Beginning of Fiscal Year	Appropriations and Other Obligational Authority ¹	Transfers Borrowings and Investment (Net) ²	Outlays (Net)	Balances Withdrawn and Other Transactions ³	Balances, End of Fiscal Year
	Period of Availability	ATA	AID	MAIN	SUB						
Council on Environmental Quality and Office of Environmental Quality											
General Fund Accounts											
Council on Environmental Quality and Office of Environmental Quality, Executive Office of the President Fund Resources:											
Undisbursed Funds	2021		011	1453	000	-----	3,500,000.00	-----	2,809,329.24	-----	690,670.76
	2020					652,652.75	-----	-----	445,787.69	-----	206,865.06
	2019					110,225.28	-----	-----	7,896.14	-----	102,329.14
	2018					467,072.29	-----	-----	350.14	-----	466,722.15
	2017					436,191.47	-----	-----	-1,037.02	-----	437,228.49
	2016					19,126.32	-----	-----	-665.00	19,791.32	-----
	Subtotal		011	1453	000	1,685,268.11	3,500,000.00	-----	3,261,661.19	19,791.32	1,903,815.60
Management Funds											
Office of Environmental Quality Management Fund, Council on Environmental Quality and Office of Environmental Quality, Executive Office of the President Fund Resources:											
Undisbursed Funds	No Year		011	3963	000	473,356.12	-----	-----	-9,534.76	-----	482,890.88
Total, Council on Environmental Quality and Office of Environmental Quality						2,158,624.23	3,500,000.00	-----	3,252,126.43	19,791.32	2,386,706.48
National Security Council and Homeland Security Council											
General Fund Accounts											
Salaries and Expenses, National Security Council, Executive Office of the President Fund Resources:											
Undisbursed Funds	2021		011	2000	000	-----	12,150,000.00	-----	10,580,981.06	-----	1,569,018.94
	2020					2,998,145.41	-----	-----	1,411,081.47	-----	1,587,063.94
	2019					849,482.01	-----	-----	738.29	-----	848,743.72
	2018					786,720.03	-----	-----	11,818.63	-----	774,901.40
	2017					652,186.37	-----	-----	2,050.02	-----	650,136.35
	2016					54,885.53	-----	-----	2,647.44	52,238.09	-----
	No Year					11,862.54	-----	-----	-16.19	-----	11,878.73
	Subtotal		011	2000	000	5,353,281.89	12,150,000.00	-----	12,009,300.72	52,238.09	5,441,743.08
Total, National Security Council and Homeland Security Council						5,353,281.89	12,150,000.00	-----	12,009,300.72	52,238.09	5,441,743.08
Office of Administration											
General Fund Accounts											
Salaries and Expenses, Office of Administration, Executive Office of the President Fund Resources:											
Undisbursed Funds	2021		011	0038	000	-----	87,900,000.00	-----	72,829,136.15	-----	15,070,863.85
	2020					12,131,217.84	-----	-----	10,314,994.32	-----	1,816,223.52
	2019					2,783,526.99	-----	-----	903,722.99	-----	1,879,804.00
	2018					2,412,898.30	-----	-----	45,753.10	-----	2,367,145.20
	2017-2018					445,305.04	-----	-----	-----	-----	445,305.04

Footnotes at End of Chapter

Appropriations, Outlays, and Balances - Continued

Appropriation or Fund Account Title	Account Symbol				Balances, Beginning of Fiscal Year	Appropriations and Other Obligational Authority ¹	Transfers Borrowings and Investment (Net) ²	Outlays (Net)	Balances Withdrawn and Other Transactions ³	Balances, End of Fiscal Year
	Period of Availability	ATA	AID	MAIN						
	2017				1,204,679.87	-----	-----	2,088.98	-----	1,202,590.89
	2016				1,546,300.14	-----	-----	951.54	1,545,348.60	-----
	No Year				27,650,915.80	12,100,000.00	-----	11,366,678.90	-----	28,384,236.90
	Subtotal		011	0038	48,174,843.98	100,000,000.00	-----	95,463,325.98	1,545,348.60	51,166,169.40
Presidential Transition Administrative Support, Executive Office of the President										
Fund Resources:										
Undisbursed Funds										
	2021		011	0108	-----	4,520,000.00	-----	4,422,194.40	-----	97,805.60
	2017				1,116,347.13	-----	-----	39,828.79	-----	1,076,518.34
	Subtotal		011	0108	1,116,347.13	4,520,000.00	-----	4,462,023.19	-----	1,174,323.94
Intellectual Property Enforcement Coordinator, Executive Office of the President										
Fund Resources:										
Undisbursed Funds										
	2021		011	1751	-----	1,800,000.00	-----	766,935.41	-----	1,033,064.59
	2020				373,457.94	-----	-----	49,321.05	-----	324,136.89
	Subtotal		011	1751	373,457.94	1,800,000.00	-----	816,256.46	-----	1,357,201.48
Total, Office of Administration					49,664,649.05	106,320,000.00	-----	100,741,605.63	1,545,348.60	53,697,694.82
Office of Management and Budget										
General Fund Accounts										
Salaries and Expenses, Office of Management and Budget, Executive Office of the President										
Fund Resources:										
Undisbursed Funds										
	2021		011	0300	-----	106,600,000.00	-----	97,132,196.45	-----	9,467,803.55
	2020				8,698,184.36	-----	-----	8,321,428.48	-----	376,755.88
	2019				1,597,077.23	-----	-----	705,119.55	-----	891,957.68
	2018				276,105.00	-----	-----	-2,211.45	-----	278,316.45
	2017				144,302.24	-----	-----	-135.95	-----	144,438.19
	2016				424,207.72	-----	-----	-----	424,207.72	-----
	Subtotal		011	0300	11,139,876.55	106,600,000.00	-----	106,156,397.08	424,207.72	11,159,271.75
Total, Office of Management and Budget					11,139,876.55	106,600,000.00	-----	106,156,397.08	424,207.72	11,159,271.75
Office of National Drug Control Policy										
General Fund Accounts										
Salaries and Expenses, Office of National Drug Control Policy, Executive Office of the President										
Fund Resources:										
Undisbursed Funds										
	2021		011	1457	-----	18,400,000.00	-----	12,568,772.55	-----	5,831,227.45
	2020				4,149,557.43	-----	-----	1,760,985.15	-----	2,388,572.28
	2019-2020				187,131.05	-----	-----	170,330.62	-----	16,800.43
	2019				4,581,518.91	-----	-----	2,572,488.86	-----	2,009,030.05
	2018				997,860.86	-----	-----	-16,499.50	-----	1,014,360.36
	2017-2018				15,955.83	-----	-----	-----	-----	15,955.83
	2017				998,595.74	-----	-----	89,128.54	-----	909,467.20
	2016				499,498.01	-----	-----	-----	499,498.01	-----
	No Year				74,034.92	-----	-----	-----	-----	74,034.92

Footnotes at End of Chapter

Appropriations, Outlays, and Balances - Continued

Appropriation or Fund Account Title	Account Symbol				Balances, Beginning of Fiscal Year	Appropriations and Other Obligational Authority ¹	Transfers Borrowings and Investment (Net) ²	Outlays (Net)	Balances Withdrawn and Other Transactions ³	Balances, End of Fiscal Year	
	Period of Availability	ATA	AID	MAIN SUB							
Trust Fund Accounts	Subtotal		011	1457	000	11,504,152.75	18,400,000.00	-----	17,145,206.22	499,498.01	12,259,448.52
Gifts and Donations, the White House Conference on Drug Abuse and Control, Executive Office of the President Fund Resources: Undisbursed Funds	No Year		011	8240	000	45,130.37	-----	-----	10,090.00	-----	35,040.37
Total, Office of National Drug Control Policy						11,549,283.12	18,400,000.00	-----	17,155,296.22	499,498.01	12,294,488.89
Office of Science and Technology Policy											
General Fund Accounts											
Office of Science and Technology Policy, Executive Office of the President Fund Resources: Undisbursed Funds	2021		011	2600	000	-----	5,544,000.00	-----	3,839,155.60	-----	1,704,844.40
	2020					1,644,991.71	-----	-----	868,573.86	-----	776,417.85
	2019					584,333.23	-----	-----	113,467.70	-----	470,865.53
	2018					1,763,708.18	-----	-----	-4,552.89	-----	1,768,261.07
	2017					787,123.30	-----	-----	-----	-----	787,123.30
	2016					469,590.47	-----	-----	-----	469,590.47	-----
	No Year					-----	-----	-----	51,050.34	-----	⁴ -51,050.34
Subtotal			011	2600	000	5,249,746.89	5,544,000.00	-----	4,867,694.61	469,590.47	5,456,461.81
Total, Office of Science and Technology Policy						5,249,746.89	5,544,000.00	-----	4,867,694.61	469,590.47	5,456,461.81
Office of the United States Trade Representative											
General Fund Accounts											
Salaries and Expenses, Office of the United States Trade Representative, Executive Office of the President Fund Resources: Undisbursed Funds	2020-2023		011	0400	000	47,184,501.15	-----	-----	4,392,313.75	-----	42,792,187.40
	2021					-----	54,000,000.00	-----	47,082,769.97	-----	6,917,230.03
	2020					4,178,297.49	-----	-----	3,122,934.35	-----	1,055,363.14
	2019					1,253,742.88	-----	-----	10,290.68	-----	1,243,452.20
	2018					7,645,966.00	-----	-----	555.42	-----	7,645,410.58
	2017					6,230,515.29	-----	-----	112,547.47	-----	6,117,967.82
	2016					342,196.32	-----	-----	-----	342,196.32	-----
	No Year					2,180,262.00	1,000,000.00	-----	1,017,411.07	-----	2,162,850.93
Subtotal			011	0400	000	69,015,481.13	55,000,000.00	-----	55,738,822.71	342,196.32	67,934,462.10
General Fund Payment to the Trade Enforcement Trust Fund, Office of the U.S. Trade Representative, Executive Office of the President Fund Resources: Undisbursed Funds	2021		011	1750	000	-----	15,000,000.00	-----	13,973,826.63	-----	1,026,173.37
Trust Fund Accounts											
Trade Enforcement Trust Fund, Office of the U.S. Trade Representative,											

Footnotes at End of Chapter

Appropriations, Outlays, and Balances - Continued

Appropriation or Fund Account Title	Account Symbol				Balances, Beginning of Fiscal Year	Appropriations and Other Obligational Authority ¹	Transfers Borrowings and Investment (Net) ²	Outlays (Net)	Balances Withdrawn and Other Transactions ³	Balances, End of Fiscal Year	
	Period of Availability	ATA	AID	MAIN							SUB
Executive Office of the President Fund Resources:											
Undisbursed Funds	2020-2023		011	8581	000	2,566,925.07	2,335,917.41	-----	3,692,547.06	-----	1,210,295.42
	2021					-----	10,459,689.36	-----	8,836,258.66	-----	1,623,430.70
	2020					2,529,310.19	1,297,159.60	-----	3,387,662.30	-----	438,807.49
	2019					134,022.06	-----	-----	82,321.52	-----	51,700.54
	2018					69,999.69	-----	-----	-----	-----	69,999.69
	No Year					62,781,709.03	-118,939.74	-----	-----	-----	62,662,769.29
	Subtotal		011	8581	000	68,081,966.04	13,973,826.63	-----	15,998,789.54	-----	66,057,003.13
Total, Office of the United States Trade Representative						137,097,447.17	83,973,826.63	-----	85,711,438.88	342,196.32	135,017,638.60
Unanticipated Needs											
General Fund Accounts											
Data-Driven Innovation, Funds Appropriated to the President, Executive Office of the President Fund Resources:											
Undisbursed Funds	No Year		011	0030	000	855,997.31	-----	-----	-----	-----	855,997.31
Information Technology Oversight and Reform, Funds Appropriated to the President, Executive Office of the President Fund Resources:											
Undisbursed Funds	2021-2024		011	0036	000	-----	200,000,000.00	-----	10,864,405.89	-----	189,135,594.11
	No Year					⁵ 16,101,727.27	12,500,000.00	-----	13,657,775.19	-----	14,943,952.08
Transfer To:											
General Services Administration	No Year	047	011	0036	000	⁵ -----	-----	-----	-----	-----	-----
	Subtotal		011	0036	000	16,101,727.27	212,500,000.00	-----	24,522,181.08	-----	204,079,546.19
Unanticipated Needs, Funds Appropriated to the President Fund Resources:											
Undisbursed Funds	2021-2022		011	0037	000	-----	1,000,000.00	-----	-----	-----	1,000,000.00
	2020-2021					1,000,000.00	-----	-----	503,659.24	-----	496,340.76
	2019-2020					1,000,000.00	-----	-----	-----	-----	1,000,000.00
	2018-2019					471,500.36	-----	-----	-----	-----	471,500.36
	2017-2018					800,000.00	-----	-----	-----	-----	800,000.00
	2016-2017					702,814.28	-----	-----	-----	-----	702,814.28
	2015-2016					800,000.00	-----	-----	-----	800,000.00	-----
	Subtotal		011	0037	000	4,774,314.64	1,000,000.00	-----	503,659.24	800,000.00	4,470,655.40
Special Fund Accounts											
Spectrum Relocation Fund, Executive Office of the President Fund Resources:											
Undisbursed Funds	No Year		011	5512	000	7,453,747,923.36	3,979,784,058.00	27,364,177.23	-----	-----	11,460,896,158.59
Total, Unanticipated Needs						7,475,479,962.58	4,193,284,058.00	27,364,177.23	25,025,840.32	800,000.00	11,670,302,357.49
National Space Council											
General Fund Accounts											
National Space Council Fund Resources:											
Undisbursed Funds	2021		011	0048	000	-----	1,965,000.00	-----	436,533.30	-----	1,528,466.70

Footnotes at End of Chapter

Appropriations, Outlays, and Balances - Continued

Appropriation or Fund Account Title	Account Symbol				Balances, Beginning of Fiscal Year	Appropriations and Other Obligational Authority ¹	Transfers Borrowings and Investment (Net) ²	Outlays (Net)	Balances Withdrawn and Other Transactions ³	Balances, End of Fiscal Year	
	Period of Availability	ATA	AID	MAIN							SUB
	2020				853,542.59	-----	-----	78,440.13	-----	775,102.46	
	2019				714,630.28	-----	-----	5,620.61	-----	709,009.67	
	2018				1,665,366.69	-----	-----	-----	-----	1,665,366.69	
	Subtotal		011	0048	000	3,233,539.56	1,965,000.00	-----	520,594.04	-----	4,677,945.52
Total, National Space Council						3,233,539.56	1,965,000.00	-----	520,594.04	-----	4,677,945.52
Deductions for Offsetting Receipts											
Proprietary Receipts from the Public					-----	-233,295.66	-----	-233,295.66	-----	-----	
Intrabudgetary Receipts Deducted by Agency					-----	-14,038,060.46	-----	-14,038,060.46	-----	-----	
Total, Offsetting Receipts					-----	-14,271,356.12	-----	-14,271,356.12	-----	-----	
Total, Executive Office of the President					7,724,625,573.56	4,614,336,528.51	27,364,177.23	427,352,737.46	5,573,549.98	11,933,399,991.86	

Footnotes at End of Chapter

Appropriations, Outlays, and Balances - Continued

Footnotes

- 1 The amounts in this column, unless otherwise footnoted, represent appropriations, increases and rescissions in borrowing authority or new contract authority. Appropriation accounts with appropriation transfer activity are presented in Table 1 (Appropriations and Appropriation Transfers) at the end of this chapter.
- 2 The amounts in this column, unless otherwise footnoted, represent transfers - other than appropriation transfers, borrowings (gross), investments (net), unrealized discounts or funds held outside the Treasury.
- 3 The amounts in this column, unless otherwise footnoted, represent obligated balances canceled for fiscal year 2016 pursuant to 31 U.S.C. 1553 and adjustments to borrowing and contract authority.
- 4 Subject to disposition by the administrative agency.
- 5 The opening balance(s) of the following account(s) have been adjusted during the current fiscal year and do not agree with last year's closing balance(s):

<u>Account Symbol:(ATA, AID, POA, MAIN, SUB)</u>	<u>Adjustment</u>
011 X 0036 000 - Undi sbursed Funds	\$3, 922. 32
047 011 X 0036 000 - Undi sbursed Funds	-\$3, 922. 32

Appropriations, Outlays, and Balances - Continued

Footnotes

Table 1 - Appropriations and Appropriation Transfers - Executive Office of the President

AID	ATA	Period of Availability	MAIN	Net Appropriations and Appropriation Transfers	Appropriation Amount	Net Appropriation Transfers	AID Involved	ATA Involved	Period of Availability Involved	MAIN Involved	Amount From or To (-)
011		X	0038	12,100,000.00	0.00	12,100,000.00	011		21	0038	12,100,000.00
011		21	0038	87,900,000.00	100,000,000.00	-12,100,000.00	011		X	0038	-12,100,000.00
011		21	0108	4,520,000.00	8,000,000.00	-3,480,000.00	011		21	0110	-3,480,000.00
011		21	0110	70,860,000.00	67,800,000.00	3,060,000.00	011		21	0108	3,480,000.00
							011		21	0210	-420,000.00
011		21	0210	14,061,000.00	13,641,000.00	420,000.00	011		21	0110	420,000.00
011		X	5512	-486,294,484.00	0.00	-486,294,484.00	015		X	0200	-4,272,948.00
							015		X	1100	-10,623,250.00
							017		X	1106	-2,795,000.00
							017		X	1109	-35,270,000.00
							017		X	1319	-100,087,055.00
							017		X	1506	-40,077,066.00
							017		X	1804	-16,319,562.00
							017		X	1810	-30,485,427.00
							021		X	2020	-9,014,000.00
							021		X	2031	-70,157,579.00
							021		X	2035	-18,302,208.00
							021		X	2040	-10,685,000.00
							057		X	3010	-2,650,000.00
							057		X	3080	-522,557.00
							057		X	3400	-13,524,228.00
							057		X	3600	-45,660,257.00
							097		X	0100	-15,173,418.00
							097		X	0400	-60,674,929.00
011		X	8581	-14,092,766.37	0.00	-14,092,766.37	011		20	8581	-1,297,159.60
							011		2023	8581	-2,335,917.41
							011		21	8581	-10,459,689.36
011		20	8581	1,297,159.60	0.00	1,297,159.60	011		X	8581	1,297,159.60
011		2023	8581	2,335,917.41	0.00	2,335,917.41	011		X	8581	2,335,917.41
011		21	8581	10,459,689.36	0.00	10,459,689.36	011		X	8581	10,459,689.36
Total				-296,853,484.00	189,441,000.00	-486,294,484.00					-486,294,484.00

This Page Left Blank Intentionally

Appropriations, Outlays, and Balances - Continued

Appropriation or Fund Account Title	Account Symbol				Balances, Beginning of Fiscal Year	Appropriations and Other Obligational Authority ¹	Transfers Borrowings and Investment (Net) ²	Outlays (Net)	Balances Withdrawn and Other Transactions ³	Balances, End of Fiscal Year
	Period of Availability	ATA	AID	MAIN						
General Services Administration										
Real Property Activities										
General Fund Accounts										
Real Property Relocation, General Services Administration Fund Resources:										
Undisbursed Funds	No Year		047	0535	000	11,380,887.14	-----	-----	-----	11,380,887.14
Special Fund Accounts										
Expenses, Disposal of Surplus Real and Related Personal Property, General Services Administration Fund Resources:										
Undisbursed Funds	2021		047	5254	000	-----	1,516,192.00	-----	157,296.78	1,358,895.22
	2020					1,677,622.64	-----	-----	189,016.37	1,488,606.27
	2019					1,111,426.26	-----	-----	-----	1,111,426.26
	2018					1,296,108.35	-----	-----	-----	1,296,108.35
	2017					1,392,729.76	-----	-----	-----	1,392,729.76
	2016					1,120,500.81	-----	-----	1,120,500.81	-----
	Subtotal		047	5254	000	6,598,387.82	1,516,192.00	-----	346,313.15	1,120,500.81
Asset Proceeds and Space Management Fund, General Services Administration Fund Resources:										
Undisbursed Funds	No Year		047	5594	000	30,000,000.00	16,000,000.00	-----	2,791,869.05	43,208,130.95
Intragovernmental Funds										
Federal Buildings Fund, General Services Administration Fund Resources:										
Undisbursed Funds	No Year		047	4542	001	12,487,703,779.65	-----	-----	-965,201,395.42	⁴ 132,369.90
Funds Held Outside the Treasury						15,000.00	-----	-----	-----	15,000.00
Authority to Borrow from the Treasury						26,937,162.78	-----	-----	-----	26,937,162.78
	Subtotal		047	4542	001	12,514,655,942.43	-----	-----	-965,201,395.42	132,369.90
Federal Buildings Fund - Recovery Act, General Services Administration Fund Resources:										
Undisbursed Funds	2015-2016		047	4543	001	874,410.75	-----	-----	-----	874,410.75
Trust Fund Accounts										
Unconditional Gifts of Real, Personal, or Other Property, General Services Administration Fund Resources:										
Undisbursed Funds	No Year		047	8198	000	282,147.49	-----	-----	-----	282,147.49
Total, Real Property Activities						12,563,791,775.63	17,516,192.00	-----	-962,063,213.22	2,127,281.46
Supply and Technology Activities										
General Fund Accounts										
Technology Modernization Fund, General Services Administration Fund Resources:										
Undisbursed Funds	2021-2025		047	0616	000	-----	1,000,000,000.00	-----	-----	1,000,000,000.00
	No Year					86,593,850.07	25,000,000.00	3,449,235.00	-6,280,117.26	121,323,202.33

Footnotes at End of Chapter

Appropriations, Outlays, and Balances - Continued

Appropriation or Fund Account Title	Account Symbol				Balances, Beginning of Fiscal Year	Appropriations and Other Obligational Authority ¹	Transfers Borrowings and Investment (Net) ²	Outlays (Net)	Balances Withdrawn and Other Transactions ³	Balances, End of Fiscal Year
	Period of Availability	ATA	AID	MAIN SUB						
Special Fund Accounts	Subtotal		047	0616 000	86,593,850.07	1,025,000,000.00	3,449,235.00	-6,280,117.26	-----	1,121,323,202.33
Expenses of Transportation Audit Contracts and Contract Administration, General Services Administration Fund Resources:										
Undisbursed Funds	2021		047	5250 000	-----	13,269,000.00	-----	7,825,361.09	-----	5,443,638.91
	2020				3,260,657.94	-----	-----	2,067,104.45	-----	1,193,553.49
	2019				6,012,844.88	-----	-----	-4,056.33	-----	6,016,901.21
	2018				8,358,293.35	-----	-----	-6,218.45	-----	8,364,511.80
	2017				4,072,594.07	-----	-----	655,347.72	-----	3,417,246.35
	2016				3,156,256.24	-----	-----	106,325.18	3,049,931.06	-----
	Subtotal		047	5250 000	24,860,646.48	13,269,000.00	-----	10,643,863.66	3,049,931.06	24,435,851.76
Intragovernmental Funds										
Acquisition Services Fund, General Services Administration Fund Resources:										
Undisbursed Funds	No Year		047	4534 001	1,267,351,674.77	-----	-----	-516,677,436.98	⁴ 3,492,130.00	1,780,536,981.75
Total, Supply and Technology Activities					1,378,806,171.32	1,038,269,000.00	3,449,235.00	-512,313,690.58	6,542,061.06	2,926,296,035.84
General Activities										
General Fund Accounts										
Allowances and Office Staff for Former Presidents, General Services Administration Fund Resources:										
Undisbursed Funds	2021		047	0105 000	-----	4,400,000.00	-----	3,560,623.32	-----	839,376.68
	2020				473,641.30	-----	-----	278,715.88	-----	194,925.42
	2019				795,725.59	-----	-----	-292.94	-----	796,018.53
	2018				385,752.68	-----	-----	-----	-----	385,752.68
	2017				274,219.54	-----	-----	-----	-----	274,219.54
	2016				188,173.21	-----	-----	-----	188,173.21	-----
	Subtotal		047	0105 000	2,117,512.32	4,400,000.00	-----	3,839,046.26	188,173.21	2,490,292.85
Expenses, Presidential Transition, General Services Administration Fund Resources:										
Undisbursed Funds	2021		047	0107 000	-----	9,900,000.00	-----	8,895,263.12	-----	1,004,736.88
	2017				820,773.18	-----	-----	-----	-----	820,773.18
	Subtotal		047	0107 000	820,773.18	9,900,000.00	-----	8,895,263.12	-----	1,825,510.06
Office of Inspector General, General Services Administration Fund Resources:										
Undisbursed Funds	2021		047	0108 000	-----	67,000,000.00	-13,760.00	61,127,685.69	-----	5,858,554.31
	2020				6,883,611.38	-----	-----	5,459,804.15	-----	1,423,807.23
	2019				1,190,122.74	-----	-----	191,182.38	-----	998,940.36
	2018				1,500,577.81	-----	-----	-----	-----	1,500,577.81
	2017				1,056,725.83	-----	-----	-----	-----	1,056,725.83
	2016				1,777,957.18	-----	-----	-----	1,777,957.18	-----
	No Year				3,835,511.83	-----	-----	239,537.62	-----	3,595,974.21
Funds Held Outside the Treasury	2021				-----	-----	13,760.00	-----	-----	13,760.00

Footnotes at End of Chapter

Appropriations, Outlays, and Balances - Continued

Appropriation or Fund Account Title	Account Symbol				Balances, Beginning of Fiscal Year	Appropriations and Other Obligational Authority ¹	Transfers Borrowings and Investment (Net) ²	Outlays (Net)	Balances Withdrawn and Other Transactions ³	Balances, End of Fiscal Year
	Period of Availability	ATA	AID	MAIN SUB						
Operating Expenses, General Services Administration Fund Resources:	Subtotal		047	0108 000	16,244,506.77	67,000,000.00	-----	67,018,209.84	1,777,957.18	14,448,339.75
Undisbursed Funds	2021		047	0110 000	-----	49,440,000.00	-----	39,169,376.17	-----	10,270,623.83
	2020				10,379,657.58	-----	-----	7,422,895.03	-----	2,956,762.55
	2019				1,883,952.04	-----	-----	-37,170.55	-----	1,921,122.59
	2018				1,273,802.63	-----	-----	7,912.38	-----	1,265,890.25
	2017				3,499,202.43	-----	-----	-----	-----	3,499,202.43
	2016				3,096,249.92	-----	-----	-----	3,096,249.92	-----
	No Year				3,771,821.15	-----	-----	-----	-----	3,771,821.15
	Subtotal		047	0110 000	23,904,685.75	49,440,000.00	-----	46,563,013.03	3,096,249.92	23,685,422.80
Expenses, Government-Wide Policy, General Services Administration Fund Resources:	2021-2022		047	0401 000	-----	-----	-----	-25,739,870.00	-----	25,739,870.00
Undisbursed Funds	2021				-----	64,000,000.00	-----	43,661,816.46	-----	20,338,183.54
	2020-2021				25,739,871.00	-----	-----	17,558,432.66	-----	8,181,438.34
	2020				27,101,969.16	-----	-----	23,803,577.21	-----	3,298,391.95
	2019-2020				10,299,432.29	-----	-----	7,533,282.98	-----	2,766,149.31
	2019				4,368,644.16	-----	-----	3,082,665.51	-----	1,285,978.65
	2018-2019				4,098,254.47	-----	-----	1,571,783.46	-----	2,526,471.01
	2018				1,174,326.92	-----	-----	59,642.48	-----	1,114,684.44
	2017-2018				1,400,599.81	-----	-----	285,079.03	-----	1,115,520.78
	2017				538,966.55	-----	-----	13,175.00	-----	525,791.55
	2016-2017				2,115,222.80	-----	-----	48,378.04	-----	2,066,844.76
	2016				525,055.98	-----	-----	-----	525,055.98	-----
	2015-2016				330,904.87	-----	-----	330,904.87	-----	-----
	Subtotal		047	0401 000	77,693,248.01	64,000,000.00	-----	72,208,867.70	525,055.98	68,959,324.33
Pre-Election Presidential Transition, General Services Administration Fund Resources:	2020-2021		047	0603 000	7,816,523.13	-----	-----	4,313,728.92	-----	3,502,794.21
Undisbursed Funds	2016-2017				5,827,248.75	-----	-----	-----	-----	5,827,248.75
	Subtotal		047	0603 000	13,643,771.88	-----	-----	4,313,728.92	-----	9,330,042.96
Civilian Board of Contract Appeals, General Services Administration Fund Resources:	2021-2022		047	0610 000	-----	2,000,000.00	-----	1,751,773.80	-----	248,226.20
Undisbursed Funds	2021				-----	7,301,000.00	-----	6,695,263.27	-----	605,736.73
	2020				996,986.45	-----	-----	616,438.39	-----	380,548.06
	2019				462,191.72	-----	-----	284.95	-----	461,906.77
	2018				271,180.41	-----	-----	-----	-----	271,180.41
	Subtotal		047	0610 000	1,730,358.58	9,301,000.00	-----	9,063,760.41	-----	1,967,598.17
Special Fund Accounts										

Footnotes at End of Chapter

Appropriations, Outlays, and Balances - Continued

Appropriation or Fund Account Title	Account Symbol				Balances, Beginning of Fiscal Year	Appropriations and Other Obligational Authority ¹	Transfers Borrowings and Investment (Net) ²	Outlays (Net)	Balances Withdrawn and Other Transactions ³	Balances, End of Fiscal Year
	Period of Availability	ATA	AID	MAIN						
Acquisition Workforce Training Fund, General Services Administration Fund Resources:										
Undisbursed Funds	2021-2023		047	5381	000	----- 10,701,629.95	----- -----	----- -----	----- -----	----- 10,701,629.95
	2020-2022					11,279,906.74	582,452.82	721,951.46	-----	11,140,408.10
	2019-2021					8,783,047.64	-----	5,651,420.69	-----	3,131,626.95
	2018-2020					4,199,856.57	-----	3,675,769.01	-----	524,087.56
	2017-2019					1,213,560.88	-----	61,831.60	-----	1,151,729.28
	2016-2018					136,688.62	-----	-----	-----	136,688.62
	2015-2017					158,542.68	-----	-----	-----	158,542.68
	2014-2016					439,061.25	-----	-----	439,061.25	-----
Subtotal			047	5381	000	26,210,664.38	11,284,082.77	10,110,972.76	439,061.25	26,944,713.14
Environmental Review Improvement Fund, General Services Administration Fund Resources:										
Undisbursed Funds	No Year		047	5640	000	842,216.80	----- -842,216.80	-----	-----	-----
Intragovernmental Funds										
Working Capital Fund, General Services Administration Fund Resources:										
Undisbursed Funds	No Year		047	4540	001	366,147,324.98	----- -9,669,235.00	-6,765,052.45	-----	363,243,142.43
Federal Citizen Services Fund, General Services Administration Fund Resources:										
Undisbursed Funds	2021-2024		047	4549	001	----- 150,000,000.00	----- -----	55,902.68	-----	149,944,097.32
	No Year					51,553,988.50	55,000,000.00	63,513,140.32	-----	43,040,848.18
Subtotal			047	4549	001	51,553,988.50	205,000,000.00	63,569,043.00	-----	192,984,945.50
Total, General Activities						580,909,051.15	420,325,082.77	-10,511,451.80	278,816,852.59	6,026,497.54
Deductions for Offsetting Receipts										
Proprietary Receipts from the Public						-----	-59,798,414.39	-59,798,414.39	-----	-----
Intrabudgetary Receipts Deducted by Agency						-----	-14,113,056.52	-14,113,056.52	-----	-----
Total, Offsetting Receipts						-----	-73,911,470.91	-73,911,470.91	-----	-----
Total, General Services Administration						14,523,506,998.10	1,402,198,803.86	-7,062,216.80	-1,269,471,522.12	14,695,840.06
										17,173,419,267.22

Footnotes at End of Chapter

Footnotes

- 1 The amounts in this column, unless otherwise footnoted, represent appropriations, increases and rescissions in borrowing authority or new contract authority. Only appropriations with appropriation transfer activity are presented in Table 1 (Appropriations and Appropriation Transfers). Since the General Services Administration had no transfer activity during fiscal year 2021, Table 1 does not appear.
- 2 The amounts in this column, unless otherwise footnoted, represent transfers - other than appropriation transfers, borrowings (gross), investments (net), unrealized discounts or funds held outside the Treasury.
- 3 The amounts in this column, unless otherwise footnoted, represent obligated balances canceled for fiscal year 2016 pursuant to 31 U.S.C. 1553 and adjustments to borrowing and contract authority.
- 4 Represents capital transfer to miscellaneous receipts.
- 5 The following account symbol(s) was/were amended during the current fiscal year:

Amended Symbol:(ATA, AID, POA, MAIN, SUB)

047 2021-2024 4549 001

Discontinued Symbol:(ATA, AID, POA, MAIN, SUB)

047 2021-2024 4549 000

This Page Left Blank Intentionally

Appropriations, Outlays, and Balances - Continued

Appropriation or Fund Account Title	Account Symbol				Balances, Beginning of Fiscal Year	Appropriations and Other Obligational Authority ¹	Transfers Borrowings and Investment (Net) ²	Outlays (Net)	Balances Withdrawn and Other Transactions ³	Balances, End of Fiscal Year	
	Period of Availability	ATA	AID	MAIN							SUB
International Assistance Programs											
Millennium Challenge Corporation											
General Fund Accounts											
Global Health Programs, State Fund Resources: Transfer To: Millennium Challenge Corporation	No Year	524	019	1031	077	1,666,323.32	-----	-----	1,271,436.78	-----	394,886.54
Expenses, Millennium Challenge Corporation Fund Resources: Undisbursed Funds	No Year		524	2750	000	5,774,422,892.74	912,000,000.00	11,089.96	724,361,678.93	-----	5,962,072,303.77
Transfer To: United States Agency for International Development	No Year	072	524	2750	000	10,598.90	-----	-11,089.96	-491.06	-----	-----
	Subtotal		524	2750	000	5,774,433,491.64	912,000,000.00	-----	724,361,187.87	-----	5,962,072,303.77
Deductions for Offsetting Receipts											
Proprietary Receipts from the Public						-----	-152,518.31	-----	-152,518.31	-----	-----
Total, Millennium Challenge Corporation						5,776,099,814.96	911,847,481.69	-----	725,480,106.34	-----	5,962,467,190.31
International Security Assistance											
General Fund Accounts											
Peacekeeping Operations, International Security Assistance, State Fund Resources: Undisbursed Funds	2020-2021		011	1032	000	-----	-40,000,000.00	40,000,000.00	-----	-----	-----
	2018					163.00	-----	-----	-----	-----	163.00
	2016					-----	-----	435,414.72	-----	435,414.72	-----
	2015-2016					-----	-----	335,272.81	-----	335,272.81	-----
	2012-2016					-----	-----	302,503.99	-----	302,503.99	-----
Transfer To: State	2019-2024	019	011	1032	000	-----	-----	2,893,977.00	-----	-----	2,893,977.00
	2019-2023					-----	-----	2,063,582.00	-----	-----	2,063,582.00
	2018-2023					1,060,013.00	-----	251,342.00	-----	-----	1,311,355.00
	2021-2022					-----	325,213,000.00	-----	125,530,346.37	-----	199,682,653.63
	2018-2022					2,943,057.00	-----	1,648,826.00	-----	-----	4,591,883.00
	2017-2022					6,879,383.00	-----	2,781,140.00	-----	-----	9,660,523.00
	2021					-----	115,546,000.00	-----	33,599,980.54	-----	81,946,019.46
	2020-2021					252,449,011.75	-----	-40,000,000.00	-----	-----	123,041,543.91
	2017-2021					3,516,893.00	-----	5,412,356.00	-----	-----	8,918,681.51
	2016-2021					27,198,483.64	-----	25,055,064.00	-----	-----	14,118,065.39
	2020					69,453,633.63	-----	-----	-----	-----	14,134,802.94
	2019-2020					122,468,570.14	-----	-2,893,977.00	-----	-----	38,251,636.13
	2016-2020					12,817,747.93	-----	5,775,948.41	-----	-----	7,041,799.52
	2015-2020					17,731,242.20	-----	-----	12,203,346.03	-----	5,527,896.17
	2019					39,015,118.14	-----	-2,063,582.00	-----	-----	18,441,651.91
	2018-2019					39,265,533.47	-----	-251,342.00	-----	-----	36,279,616.63
	2015-2019					4,148,129.57	-----	-----	2,307,282.88	-----	1,840,846.69
	2014-2019					1,192,832.20	-----	-----	139,469.75	-----	1,053,362.45
	2018					3,586,252.12	-----	-1,648,826.00	-----	-----	1,542,654.38
	2017-2018					16,710,177.16	-----	-2,781,140.00	-----	-----	6,563,646.21
	2014-2018					3,285,624.71	-----	-----	7,365,390.95	-----	2,644,242.63
	2013-2018					169,869.94	-----	-----	641,382.08	-----	169,869.94
	2017					2,997,510.51	-----	-5,412,356.00	-----	-----	1,408,545.29
	2016-2017					12,444,061.84	-----	-25,540,717.00	-----	-----	1,214,084.25
	2013-2017					1,585,077.87	-----	-----	880.00	-----	1,584,197.87
	2012-2017					305,751.72	-----	-----	-----	-----	305,751.72
	2016					431,934.30	-----	-435,414.72	-----	-3,480.42	-----
	2015-2016					335,272.81	-----	-335,272.81	-----	-----	-----
	2012-2016					302,503.99	-----	-302,503.99	-----	-----	-----
	No Year					97,082.31	-----	-----	-2,934,272.30	-----	3,031,354.61
	Subtotal		011	1032	000	642,390,930.95	400,759,000.00	-485,653.00	452,326,680.19	1,073,191.52	589,264,406.24
Global Security Contingency Fund, International Security Assistance,											

Footnotes at End of Chapter

Appropriations, Outlays, and Balances - Continued

Appropriation or Fund Account Title	Account Symbol				Balances, Beginning of Fiscal Year	Appropriations and Other Obligational Authority ¹	Transfers Borrowings and Investment (Net) ²	Outlays (Net)	Balances Withdrawn and Other Transactions ³	Balances, End of Fiscal Year	
	Period of Availability	ATA	AID	MAIN SUB							
State Fund Resources: Transfer To: State	No Year	019	011	1041	000						
Defense	No Year	097	011	1041	000	18,170,373.84		718,081.06		17,452,292.78	
						17,608,321.05		3,040,040.10		14,568,280.95	
	Subtotal		011	1041	000	35,778,694.89		3,758,121.16		32,020,573.73	
Nonproliferation and Disarmament Fund, Funds Appropriated to the President Fund Resources: Transfer To: State	No Year	019	011	1071	000	45,334.70		7,264.83		38,069.87	
Non-Proliferation, Anti-Terrorism, Demining and Related Programs, International Security Assistance, State Fund Resources: Undisbursed Funds	2015-2016		011	1075	000			26,321,596.20	26,321,596.20		
	2012-2016							304,896.61	304,896.61		
	2011-2016							490,293.49	490,293.49		
	No Year					97,077.00				97,077.00	
Transfer To: State	2019-2024	019	011	1075	000			755,821.00		755,821.00	
	2018-2023					6,620,087.76		7,965,217.00		9,621,458.85	
	2021-2022						874,247,000.00	128,207,405.59		746,039,594.41	
	2017-2022					5,806,185.58		1,261,672.92		33,481,875.66	
	2020-2021					756,737,207.32		-15,000,000.00		547,113,469.89	
	2016-2021					15,721,180.14		67,279,072.00		71,640,836.24	
	2019-2020					540,404,560.58		-755,821.00		295,042,938.78	
	2015-2020					19,598,196.97		12,094,961.15		7,503,235.82	
	2018-2019					317,679,756.18		-7,965,217.00		206,578,820.84	
	2014-2019					10,020,823.28		3,281,460.70		6,739,362.58	
	2017-2018					145,624,887.56		-28,937,363.00		90,301,595.95	
	2013-2018					1,427,007.99		71,569.86		1,355,438.13	
	2016-2017					122,279,753.44		-67,279,072.00		39,637,677.38	
	2012-2017					1,203,025.73		-2,769.14		1,205,794.87	
	2015-2016					28,852,631.77		-26,321,596.20			
	2012-2016					414,305.63		-304,896.61			
	2011-2016					482,488.98		-490,293.49			
	No Year					300,642,102.33	15,000,000.00	11,419,204.61		304,222,897.72	
	Subtotal		011	1075	000	2,273,611,278.24	889,247,000.00	-15,000,000.00	759,403,596.82	27,116,786.30	2,361,337,895.12
International Military Education and Training, Funds Appropriated to the President Fund Resources: Undisbursed Funds	2021-2022		011	1081	000		740,250.00			740,250.00	
	2021						19,485,685.75	750.00		19,484,935.75	
	2020-2021					23,064,785.00		-20,477,991.00		2,586,794.00	
	2019-2021					315,379.00				315,379.00	
	2017-2021							720,226.70		720,226.70	
	2020					15,060,654.24				15,060,654.24	
	2019-2020					2,199,945.00				2,199,945.00	
	2016-2020					2,354,084.00				2,354,084.00	
	2019					390,179.50				390,179.50	
	2018-2019					518,390.00				518,390.00	
	2015-2019					603,718.51				603,718.51	
	2018					229,629.00				229,629.00	
	2017-2018					31,908.00				31,908.00	
	2014-2018					1,672,895.20				1,672,895.20	
	2017							513.28		513.28	
	2016					268,867.00		1,664,302.20	1,933,169.20		
	2015-2016					146,277.00		248,593.70	394,870.70		
	No Year					3,893,225.00		4,939,176.15		8,832,401.15	
Transfer To: Navy	2021	017	011	1081	000		26,214,790.00		5,237,876.13	20,976,913.87	
	2020					17,852,947.40			10,643,516.36	7,209,431.04	
	2019					8,695,845.06			953,160.72	7,742,684.34	
	2018-2019					762,839.37			148,071.65	614,767.72	
	2015-2019					1,556,468.04			93,148.13	1,463,319.91	
	2018					6,748,121.20			88,218.04	6,659,903.16	
	2017-2018					290,320.90			40,776.66	249,544.24	
	2014-2018					940,573.81			21,756.72	918,817.09	
	2017					7,268,207.01		-5,545,695.16	108,577.08	1,613,934.77	

Footnotes at End of Chapter

Appropriations, Outlays, and Balances - Continued

Appropriation or Fund Account Title	Account Symbol				Balances, Beginning of Fiscal Year	Appropriations and Other Obligational Authority ¹	Transfers Borrowings and Investment (Net) ²	Outlays (Net)	Balances Withdrawn and Other Transactions ³	Balances, End of Fiscal Year
	Period of Availability	ATA	AID	MAIN SUB						
Army	2016-2017				179,780.20					179,780.20
	2016				1,033,970.47		-972,412.98	61,557.49		
	2015-2016				86,490.50		-86,800.50	-310.00		
	No Year	021	011	1081	2,337,628.83		-2,024,299.83	49,629.73		263,699.27
	2021-2022					11,634,126.00		692,130.55		10,941,995.45
	2021					35,116,792.95		14,403,840.41		20,712,952.54
	2020-2021						9,913,019.00	3,632,671.45		6,280,347.55
	2020						3,490,166.00	411,160.24		3,079,005.76
	2017-2021							16,111,271.18		13,542,899.01
	2020				29,654,170.19			1,364,081.89		2,474,897.00
	2019-2020				3,838,978.89			2,573,325.45		1,765,008.47
	2016-2020				4,327,983.92		10,350.00	-176,629.59		8,572,954.23
	2019				8,396,324.64			-270,326.81		1,302,505.10
	2018-2019				1,032,178.29			530,635.50		1,156,196.18
	2015-2019				1,686,831.68			551,206.28		7,387,287.70
	2018				7,938,493.98			-161,214.56		255,697.22
	2017-2018				94,482.66			509.00		313,134.65
	2014-2018				313,643.65			-5,400,000.00		1,528,685.97
	2017				7,315,729.56			3,039.75		51,753.15
	2016-2017				54,792.90					
2016				557,136.60			-451,070.00			
2015-2016				65,826.04			-65,275.68			
No Year	057	011	1081	2,182,446.14		-1,813,300.00	80,920.37		288,225.77	
2021-2022					666,940.00				666,940.00	
2021					14,415,858.00		5,300,044.45		9,115,813.55	
2020-2021						3,362,583.00	1,000,375.18		2,362,207.82	
2017-2021						1,961,055.30	372,597.76		1,588,457.54	
2020				11,176,637.64			6,742,274.43		4,434,363.21	
2019-2020				1,042,261.35			407,319.86		634,941.49	
2016-2020				2,093,506.70			1,214,991.06		878,515.64	
2019				3,287,097.98			1,075,520.92		2,211,577.06	
2018-2019				553,363.94			103,166.23		450,197.71	
2015-2019				1,015,369.59			180,330.03		835,039.56	
2018				1,756,535.01			-173,219.64		1,929,754.65	
2017-2018				32,318.01			20,643.46		11,674.55	
2014-2018				635,618.84			104,705.25		530,913.59	
2017				2,506,497.53			-16,217.45		1,408,071.86	
2016-2017				13,863.50		-1,114,643.12			13,863.50	
2016				192,910.22			-240,819.22			
2015-2016				96,517.52			-96,517.52			
No Year	097	011	1081	2,260,726.52		-1,101,576.32	45,825.48		1,113,324.72	
2021-2022					1,611,733.00		33,915.98		1,577,817.02	
2021					3,038,824.30		1,668,303.25		1,370,521.05	
2020-2021						7,202,389.00	1,310,956.56		5,891,432.44	
2017-2021						5,888,377.00	1,615,980.50		4,272,396.50	
2020				1,879,060.72			1,141,455.51		737,605.21	
2019-2020				2,867,281.03			1,380,897.41		1,486,383.62	
2016-2020				5,100,997.87		-10,350.00	1,827,255.49		3,263,392.38	
2019							6,116.37		-6,116.37	
No Year				105,154.00			34,591.62		70,562.38	
Subtotal		011	1081	000	202,577,866.35	112,925,000.00		83,036,931.08	2,328,039.90	230,137,895.37
Foreign Military Financing Program, Funds Appropriated to the President										
Fund Resources:										
Undisbursed Funds										
2019-2023		011	1082	000	2,000,000.00		-2,000,000.00			
2021-2022						1,646,135,000.00				1,646,135,000.00
2018-2022					1,419,629.40		-1,419,629.40			
2021						343,864.00				343,864.00
2020-2021					1,655,927,000.00		-1,655,927,000.00			
2020					100,000.00		-100,000.00			
2016-2020							21,408,962.29			21,408,962.29
2019					715,661.34		-715,661.34			
2015-2019					11,177,556.39		1,409,640.10			12,587,196.49
2018					48,345.94		-48,345.94			
2017-2018					56,289,411.91		-56,289,411.91			
2017					2,092,382.69		-2,092,382.69			3,073.33
2016-2017							25,000,000.00			25,000,000.00
2016					12,129,072.24		1,758,277.50		13,887,349.74	
2012-2016							0.44		0.44	
Transfer To:										
Navy		017	011	1082	285,178.16			41,745.36		243,432.80
2018-2022						1,672,000.00		952,988.03		719,011.97
2021								59,455.85		54,519.47
2020					113,975.32					

Footnotes at End of Chapter

Appropriations, Outlays, and Balances - Continued

Appropriation or Fund Account Title	Account Symbol				Balances, Beginning of Fiscal Year	Appropriations and Other Obligational Authority ¹	Transfers Borrowings and Investment (Net) ²	Outlays (Net)	Balances Withdrawn and Other Transactions ³	Balances, End of Fiscal Year
	Period of Availability	ATA	AID	MAIN SUB						
	2019				-----	-----	-----	-----	-----	-----
	2018				1,243,413.54	-----	-----	-24,195.04	-----	24,195.04
	2017				98,243.49	-----	-----	510,007.39	-----	733,406.15
	2016				27,400.03	-----	-----	-----	-----	98,243.49
State	2020-2024	019	011	1082 000	-----	-----	-12,992.51	14,407.52	-----	-----
	2019-2023				324,217.00	-----	367,659.00	288,764.29	-----	78,894.71
	2021				-----	3,306,453.00	68,157.00	164,677.25	-----	227,696.75
	2020				394,369.61	-----	-----	3,221,289.88	-----	85,163.12
	2019-2020				-----	-----	-367,659.00	-631,084.44	-----	657,795.05
	2016-2020				34.59	-----	10,000,000.00	1,416,998.74	-----	8,583,001.26
	2019				68,197.80	-----	-----	-----	-----	34.59
	2015-2019				17,067.57	-----	-68,157.00	-----	-----	40.80
	2018				2,177.46	-----	-14,418.00	-----	-----	2,649.57
	2017				1,061.25	-----	-----	-----	-----	2,177.46
	2016				1,395.89	-----	-1,395.89	-----	-----	1,061.25
Army	2021	021	011	1082 000	-----	2,606,824.00	-----	-----	-----	-----
	2020				169,817.59	-----	-----	2,325,964.44	-----	280,859.56
	2019				166,749.14	-----	-----	138,065.36	-----	31,752.23
	2018				7,282.07	-----	-----	0.21	-----	166,748.93
	2017				2,779,263.33	-----	-----	-----	-----	7,282.07
	2016				416,154.56	-----	-----	-----	-----	6,574.36
Air Force	2021	057	011	1082 000	-----	1,912,536.00	-----	-----	-----	-----
	2020				327,303.73	-----	-----	416.19	-----	-----
	2019				653,645.34	-----	-----	416,570.75	-----	562,198.39
	2018				174,501.73	-----	-----	317,385.93	-----	9,917.80
	2017				47,727.41	-----	-----	5,959.96	-----	647,685.38
	2016				34,599.77	-----	-----	-----	-----	174,501.73
Defense	2020-2024	097	011	1082 000	-----	-----	-34,599.77	-----	-----	-----
	2019-2023				-----	-----	16,000,000.00	-----	-----	16,000,000.00
	2021-2022				-----	230,774,000.00	-----	-----	-----	2,000,000.00
	2018-2022				2,175,781.62	-----	-----	-1,114,355.99	-----	231,888,355.99
	2017-2022				-----	-----	1,467,975.34	29,595.52	-----	3,614,161.44
	2021				-----	4,288,773,323.00	-----	56,289,411.91	-----	56,289,411.91
	2020-2021				155,982,000.00	-----	-----	3,347,836,396.30	-----	940,936,926.70
	2017-2021				-----	-----	1,637,927,000.00	26,621,762.00	-----	1,767,287,238.00
	2016-2021				-----	-----	8,969,141.00	8,969,141.00	-----	-----
	2020				996,025,266.01	-----	105,000,000.00	-----	-----	105,000,000.00
	2019-2020				492,744,422.11	-----	-15,900,000.00	135,479,196.13	-----	844,646,069.88
	2016-2020				-----	-----	-10,000,000.00	375,738,046.12	-----	107,006,375.99
	2015-2020				79,548,958.00	-----	37,577,092.09	3,828,684.26	-----	33,748,407.83
	2019				1,355,545,086.99	-----	12,800,000.00	28,890,304.00	-----	63,458,654.00
	2018-2019				269,525,578.41	-----	715,661.34	388,483,036.22	-----	967,777,712.11
	2015-2019				9,548,058.94	-----	-----	140,725,160.57	-----	128,800,417.84
	2014-2019				2,000,000.00	-----	-----	4,191,077.18	-----	3,961,759.66
	2018				719,250,424.34	-----	-----	2,000,000.00	-----	-----
	2017-2018				416,391,252.49	-----	-----	251,573,348.59	-----	467,677,075.75
	2014-2018				192,829,235.85	-----	-----	102,770,356.89	-----	313,620,895.60
	2013-2018				88,642,209.72	-----	-----	74,638,131.89	-----	118,191,103.96
	2017				187,447,361.49	-----	-----	29,979,293.65	-----	58,662,916.07
	2016-2017				159,213,908.76	-----	-6,876,758.31	27,035,583.12	-----	153,535,020.06
	2013-2017				1,946,533.12	-----	-130,000,000.00	6,245,303.18	-----	22,968,605.58
	2012-2017				87,069.43	-----	-----	1,352,565.80	-----	593,967.32
	2016				72,958,199.64	-----	-----	-----	-----	87,069.43
	2015-2016				67,218,229.00	-----	-60,695,759.90	12,262,439.74	-----	-----
	2012-2016				524,379.64	-----	-12,800,000.00	54,418,229.00	-----	-----
	Subtotal	011	1082	000	7,018,856,791.85	6,175,524,000.00	-18,000,000.00	5,035,816,629.10	13,887,350.18	8,126,676,812.57
Pakistan Counterinsurgency Capability Fund, Funds Appropriated to the President										
Fund Resources:										
Transfer To:										
State	2011-2017	019	011	1083 000	4,439,569.11	-----	-----	-----	-----	4,439,569.11
Assistance for Relocation of Facilities in Israel, Executive										
Fund Resources:										
Undisbursed Funds	No Year		011	1088 000	166.60	-----	-----	-----	166.60	-----
Economic Support Fund, Funds Appropriated to the President										
Fund Resources:										
Undisbursed Funds	2019-2024		072	1037 000	-----	-----	2,181,299,366.11	467,335,360.68	-----	1,713,964,005.43
	2016-2024				-----	-----	499,999.36	161,114.88	-----	338,884.48
	2019-2023				10,000,000.00	-----	-----	-----	-----	10,000,000.00
	2018-2023				2,110,609,827.46	-----	-----	841,230,733.05	-----	1,269,379,094.41

Footnotes at End of Chapter

Appropriations, Outlays, and Balances - Continued

Appropriation or Fund Account Title	Account Symbol				Balances, Beginning of Fiscal Year	Appropriations and Other Obligational Authority ¹	Transfers Borrowings and Investment (Net) ²	Outlays (Net)	Balances Withdrawn and Other Transactions ³	Balances, End of Fiscal Year	
	Period of Availability	ATA	AID	MAIN							SUB
	2015-2023				9,267,670.76			2,724,191.95		6,543,478.81	
	2021-2022					12,262,318,202.00	1,000,000.00	2,237,201,656.41		10,026,116,545.59	
	2020-2022				199,348,023.52		-5,665,000.00	98,158,445.73		95,524,577.79	
	2018-2022				10,000,000.00			147,895.17		9,852,104.83	
	2017-2022				1,260,949,733.70			532,187,888.06		728,761,845.64	
	2020-2021				2,323,600,000.00	-60,000,000.00	-492,414,380.00	118,689,581.53		1,652,496,038.47	
	2017-2021				4,920,709.94			476,631.37		4,444,078.57	
	2016-2021				412,824,654.80		-7,034,793.00	114,073,555.55		291,716,306.25	
	2019-2020				2,196,894,012.81		-2,181,299,366.11	1,669,982.36		13,924,664.34	
	2016-2020				500,000.00		-499,999.36			0.64	
	2015-2020				511,289,825.88			137,120,968.76		374,168,857.12	
	2014-2020				3,606,379.46			510,000.00		3,096,379.46	
	2018-2019						0.42	-10,680,853.37		10,680,853.79	
	2015-2019				280,676.15			45,912.33		234,763.82	
	2014-2019				335,580,106.26			88,036,729.57		247,543,376.69	
	2017-2018				13,639,222.10		-348,159.00	4,318,537.15		8,972,525.95	
	2013-2018				535,728,249.93			72,757,699.81		462,970,550.12	
	2012-2018				26,224,315.64			5,389,030.60		20,835,285.04	
	2016-2017				156,737.53		-234,947.00	-78,209.47			
	2012-2017				270,359,649.55			-3,554,836.35		273,914,485.90	
	2015-2016				4,553,687.77		19,948,178.32	4,544,241.16	19,957,624.93		
	2011-2016				236,510,795.65		356,896.64	229,251,529.18	7,616,163.11		
	2010-2016				77,499,111.67		0.66	71,547,776.72	5,951,335.61		
	No Year				42,792,945.46	-2,618,237.98	-1,091,575.00	-1,991,871,994.96		2,030,955,127.44	
Transfer To: State											
	2019-2024	019	072	1037	000			74,541.00		74,541.00	
	2018-2023							382,116.00		382,116.00	
	2021-2022					99,617,397.00				33,946,866.69	
	2020-2022				3,661,384.20		5,565,000.00	65,670,530.31		8,077,078.58	
	2017-2022				49,732.93		2,498,672.43	63,262.81		2,485,142.55	
	2020-2021				500,000.00	1,000,000.00	500,759,380.00	25,296,412.95		476,962,967.05	
	2016-2021				1,219,908.25		12,974,432.41	254,899.55		13,939,441.11	
	2019-2020				456,536,898.99			133,484,355.31		322,978,002.68	
	2015-2020				28,343,889.05			14,334,735.25		14,009,153.80	
	2018-2019				360,964,690.12		-382,116.42	106,055,954.48		254,526,619.22	
	2014-2019				70,016,583.45			15,042,090.32		54,974,493.13	
	2017-2018				155,347,074.45		-2,150,513.43	72,030,194.15		81,166,366.87	
	2013-2018				5,917,823.14			1,842,100.65		4,075,722.49	
	2016-2017				46,700,783.05		-5,704,692.41	15,417,661.28		25,578,429.36	
	2012-2017				5,360,606.03			723,021.73		4,637,584.30	
	2015-2016				30,886,640.59		-19,608,771.82	11,277,868.77			
	2011-2016				356,896.64		-356,896.64				
	2010-2016				0.66		-0.66				
	1995-1996				-507,847.17					-507,847.17	
	No Year				24,928,748.31	2,618,237.98	1,091,575.00	8,430,742.39		20,207,818.90	
Economic Support Fund	2021-2022	075	072	1037	000	109,027,401.00				109,027,401.00	
	Subtotal		072	1037	000	11,787,420,148.73	12,411,963,000.00	9,584,406.50	3,492,466,703.44	33,525,123.65	20,682,975,728.14
Central America and the Caribbean Emergency Disaster Recovery Fund, Agency for International Development Fund Resources: Undisbursed Funds	No Year		072	1096	000	4,545,537.77				4,545,537.77	
Public Enterprise Funds											
Foreign Military Loan Liquidating Account, Funds Appropriated to the President Fund Resources: Undisbursed Funds	No Year		011	4121	000			-68,139,394.65	68,139,394.65		
Deductions for Offsetting Receipts											
Proprietary Receipts from the Public								-606,986,700.75			
Total, International Security Assistance					21,969,666,319.19	19,990,418,000.00	-23,901,246.50	9,151,689,831.22	146,070,052.80	32,031,436,487.92	
Multilateral Assistance											
General Fund Accounts											

Footnotes at End of Chapter

Appropriations, Outlays, and Balances - Continued

Appropriation or Fund Account Title	Account Symbol				Balances, Beginning of Fiscal Year	Appropriations and Other Obligational Authority ¹	Transfers Borrowings and Investment (Net) ²	Outlays (Net)	Balances Withdrawn and Other Transactions ³	Balances, End of Fiscal Year
	Period of Availability	ATA	AID	MAIN						
Global Environment Facility, Funds Appropriated to the President Fund Resources: Undisbursed Funds	2021-2022 2021		011	0066	000	----- 3,012,000.00 ----- 136,563,000.00	----- ----- ----- -----	----- 3,012,000.00 ----- 136,563,000.00	----- ----- ----- -----	----- ----- ----- -----
Subtotal			011	0066	000	- 0 -	-----	139,575,000.00	-----	- 0 -
Fund Resources: Undisbursed Funds	No Year		011	0067	000	-----	-----	47,395,000.00	-----	-----
Contribution to the Inter-American Development Bank, Funds Appropriated to the President Fund Resources: Undisbursed Funds	No Year		011	0072	000	3,797,782,688.48	-----	-----	-----	3,797,782,688.48
Contribution to the International Development Association, Funds Appropriated to the President Fund Resources: Undisbursed Funds	No Year		011	0073	000	-----	-----	1,001,400,000.00	-----	-----
Fund Resources: Undisbursed Funds	No Year		011	0076	000	748,095,669.50	-----	-----	-----	748,095,669.50
Contribution to the International Bank for Reconstruction and Development, Funds Appropriated to the President Fund Resources: Undisbursed Funds	2021-2022 2020-2021 2019-2020 No Year		011	0077	000	----- ----- 27,000,000.00 1,948,345,500.41 5,715,000,000.00	----- ----- ----- 25,000,000.00 -----	----- ----- 25,000,000.00 ----- -----	----- ----- 27,000,000.00 ----- -----	----- ----- ----- 13,200,000.00 -----
Authority to Borrow from the Treasury			011	0077	000	7,690,345,500.41	-----	206,500,000.00	-----	1,948,370,879.51 5,715,000,000.00
Subtotal			011	0077	000	7,690,345,500.41	231,500,000.00	25,000,000.00	270,274,620.90	7,676,570,879.51
Fund Resources: Undisbursed Funds	No Year		011	0078	000	1,367.00	-----	-----	-----	1,367.00
Fund Resources: Undisbursed Funds	No Year		011	0079	000	0.01	-----	-----	171,300,000.00	0.01
Fund Resources: Undisbursed Funds	No Year		011	0082	000	0.60	-----	-----	54,648,752.00	0.60
Fund Resources: Undisbursed Funds	No Year		011	0084	000	22,201,558.00	-----	-----	-----	22,201,558.00
Fund Resources: Undisbursed Funds	2019-2022		011	0088	000	7,200,000.00	-----	-----	7,200,000.00	-----
Debt Restructuring, Funds Appropriated to the President Fund Resources: Undisbursed Funds	2021-2023 2020-2021 2019-2020 No Year		011	0091	000	----- ----- 15,000,000.00 34,639,409.00 42,411,824.80	----- ----- ----- 309,000,000.00 -----	----- ----- ----- ----- 34,021,456.71	----- ----- ----- ----- -----	----- ----- 15,000,000.00 15,000,000.00 617,952.29 351,411,824.80
Subtotal			011	0091	000	92,051,233.80	324,000,000.00	-----	34,021,456.71	382,029,777.09
International Organizations and Programs, Economic Assistance, Funds Appropriated to the President Fund Resources: Transfer To: State	1990	019	011	1005	000	-1,694,744.51	-----	-----	-----	⁴ -1,694,744.51

Footnotes at End of Chapter

Appropriations, Outlays, and Balances - Continued

Appropriation or Fund Account Title	Account Symbol				Balances, Beginning of Fiscal Year	Appropriations and Other Obligational Authority ¹	Transfers Borrowings and Investment (Net) ²	Outlays (Net)	Balances Withdrawn and Other Transactions ³	Balances, End of Fiscal Year	
	Period of Availability	ATA	AID	MAIN							SUB
Contributions to the International Fund for Agricultural Development, Funds Appropriated to the President Fund Resources: Undisbursed Funds	2021-2022		011	1039	000	----- 32,500,000.00	-----	32,500,000.00	-----	-----	
International Organizations and Programs Economic Assistance, Funds Appropriated to the President, State Fund Resources: Undisbursed Funds	2021-2022		019	1005	000	----- 580,000,000.00	-----	-----	-----	580,000,000.00	
	2021					----- 385,800,000.00	-----	379,585,000.00	-----	6,215,000.00	
	2020					4,088,500.00	-----	1,743,611.00	-----	2,344,889.00	
	2019-2020					180,000.00	-----	180,000.00	-----	-----	
	2019					2,161,375.00	-----	2,161,375.00	-----	-----	
	2018					279,979.00	-----	-----	-----	279,979.00	
	2017					224,464.00	-----	-----	-----	224,464.00	
	2015-2017					2,000.00	-----	-----	-----	2,000.00	
	Subtotal		019	1005	000	6,936,318.00	965,800,000.00	383,669,986.00	-----	589,066,332.00	
International Affairs Technical Assistance, Office of Technical Assistance, Treasury Fund Resources: Undisbursed Funds	2019-2025		020	1045	000	-----	-----	-5,615,717.88	-----	5,615,717.88	
	2018-2024					7,316,470.57	-----	1,635,997.91	-----	5,680,472.66	
	2015-2024					5,663,587.08	-----	1,670,280.37	-----	3,993,306.71	
	2018-2023					538,881.45	-----	65,435.21	-----	473,446.24	
	2018-2022					125,934.60	-----	-153,864.36	-----	279,798.96	
	2017-2022					4,298,378.32	-----	1,266,371.59	-----	3,032,006.73	
	2016-2022					4,983,941.34	-----	778,846.64	-----	4,205,094.70	
	2018-2021					621,096.97	-----	77,310.79	-----	543,786.18	
	2016-2021					554,672.90	-----	337,225.25	-----	217,447.65	
	2014-2021					298,132.13	-----	209,924.09	-----	88,208.04	
	2012-2021					203,336.20	-----	2,701.09	-----	200,635.11	
	2018-2020					6,717,802.28	-----	2,658,845.03	-----	4,058,957.25	
	2017-2020					85,114.13	-----	-19,039.72	-----	104,153.85	
	2016-2020					1,573,585.27	-----	293,781.95	-----	1,279,803.32	
	2015-2020					1,763,794.08	-----	261,622.11	-----	1,502,171.97	
	2014-2020					559,683.24	-----	-29,599.55	-----	589,282.79	
	2012-2020					206,891.00	-----	2,590.15	-----	204,300.85	
	2017-2019					3,111,644.44	-----	1,102,052.42	-----	2,009,592.02	
	2016-2019					82,578.79	-----	82,495.99	-----	82.80	
	2015-2019					1,199,097.49	-----	118,103.99	-----	1,080,993.50	
	2014-2019					330,418.00	-----	-----	-----	330,418.00	
	2013-2019					116,626.43	-----	-----	-----	116,626.43	
	2008-2019					176.29	-----	-----	-----	176.29	
	2016-2018					1,276,207.04	-----	631,376.44	-----	644,830.60	
	2015-2018					656,280.53	-----	607,432.78	-----	48,847.75	
	2014-2018					701,856.46	-----	122,420.09	-----	579,436.37	
	2015-2017					448,614.29	-----	299,794.91	-----	148,819.38	
	2014-2017					233,675.02	-----	233,592.42	-----	82.60	
	2013-2017					339.20	-----	-----	-----	339.20	
	2012-2017					582,251.30	-----	95,352.06	-----	486,899.24	
	2011-2017					166,486.73	-----	166,486.73	-----	-----	
	2016					17,287.32	-----	17,287.32	-----	-----	
	2014-2016					237,219.21	-----	97,492.20	139,727.01	-----	
	2013-2016					39,387.68	-----	39,387.68	-----	-----	
	2010-2016					14,252.99	-----	14,252.99	-----	-----	
	No Year					41,902,482.34	33,000,000.00	20,981,743.56	-----	53,920,738.78	
	Subtotal		020	1045	000	86,628,183.11	33,000,000.00	28,051,982.25	139,727.01	91,436,473.85	
Total, Multilateral Assistance						12,449,547,774.40	3,001,118,752.00	25,000,000.00	2,170,036,797.86	13,305,490,001.53	
Agency for International Development											
General Fund Accounts											
Capital Investment Fund of the United States Agency for International Development, Funds Appropriated to the President Fund Resources: Undisbursed Funds	No Year		072	0300	000	28,620,430.60	258,200,000.00	-----	270,642,071.33	-----	16,178,359.27

Footnotes at End of Chapter

Appropriations, Outlays, and Balances - Continued

Appropriation or Fund Account Title	Account Symbol				Balances, Beginning of Fiscal Year	Appropriations and Other Obligational Authority ¹	Transfers Borrowings and Investment (Net) ²	Outlays (Net)	Balances Withdrawn and Other Transactions ³	Balances, End of Fiscal Year	
	Period of Availability	ATA	AID	MAIN SUB							
Loan Guarantees to Israel Program Account, International Assistance Programs, Agency for International Development Fund Resources: Undisbursed Funds	No Year		072	0301	000	----- 17,090,468.00	-----	17,090,468.00	-----	-----	
Civilian Stabilization Initiative, Funds Appropriated to the President, Agency for International Development Fund Resources: Undisbursed Funds	No Year		072	0305	000	1,179,453.58	-----	13,665.85	-----	1,165,787.73	
Assistance for Europe, Eurasia, and Central Asia, Funds Appropriated to the President, Agency for International Development Fund Resources: Undisbursed Funds	2019-2024		072	0306	000	-----	-----	498,916,217.47	-----	299,960,132.41	
	2019-2023					10,000,000.00	-----	-----	-----	10,000,000.00	
	2018-2023					272,270,986.53	-----	157,575,407.82	-----	114,695,578.71	
	2021-2022					-----	770,284,000.00	-----	-----	770,284,000.00	
	2018-2022					10,000,000.00	-----	-----	-----	10,000,000.00	
	2017-2022					106,754,193.99	-----	66,385,597.43	-----	40,368,596.56	
	2020-2021					565,373,881.00	-----	-29,540,494.00	-----	517,835,284.72	
	2017-2021					9,546,162.62	-----	965,894.58	-----	8,580,268.04	
	2016-2021					14,184,166.47	-----	7,646,699.13	-----	8,502,467.34	
	2019-2020					499,198,689.47	-----	-498,916,217.47	-----	282,472.00	
	2017-2018					-----	-----	3,055,003.72	-----	-89,922.13	
	2016-2017					522,538.17	-----	-----	-----	-151,455.36	
	2012-2017					2,772,189.79	-----	-----	-----	251,551.53	
	2011-2016					1,863,293.59	-----	0.40	-----	600,413.19	
	No Year					107,259.18	-----	-----	1,262,880.80	-----	
Transfer To: State	2019-2025	019	072	0306	000	-----	-----	-1,978,699.90	-----	1,978,699.90	
	2018-2023					-----	-----	1,500,000.00	-----	1,500,000.00	
	2021-2022					-----	50,000.00	-----	-----	1,749.10	
	2017-2022					-----	-----	54,679.00	-----	54,679.00	
	2020-2021					202,895,394.08	-----	17,184,094.00	-----	48,186,306.31	
	2016-2021					-----	-----	4,077,629.29	-----	3,493.63	
	2019-2020					163,834,985.55	-----	-----	-----	69,336,850.45	
	2018-2019					88,222,504.31	-----	-1,500,000.00	-----	33,865,827.16	
	2017-2018					71,628,577.67	-----	-54,679.00	-----	29,600,616.08	
	2016-2017					22,782,547.35	-----	-5,540,161.87	-----	7,957,389.74	
	2011-2016					0.40	-----	-----	-----	-0.40	
	No Year					1,743.09	-----	-----	-----	-----	
	Subtotal		072	0306	000	2,041,959,113.26	770,334,000.00	-8,798,928.86	637,440,879.90	1,262,880.80	2,164,790,423.70
Assistance for the New Independent States of the Former Soviet Union: Ukraine Export Credit Insurance Program Account Fund Resources: Undisbursed Funds	No Year		072	0402	000	19,778.82	-----	-----	-----	19,778.82	
Operating Expenses of the United States Agency for International Development, Funds Appropriated to the President Fund Resources: Undisbursed Funds	2021-2022		072	1000	000	-----	127,283,833.15	-----	484,477.48	-----	126,799,355.67
	2020-2022					71,022,811.21	-----	-----	27,588,263.56	-----	43,434,547.65
	2021					-----	1,291,463,166.85	-----	799,706,866.39	-----	491,756,300.46
	2020-2021					110,757,894.44	-----	40,787,686.70	110,035,641.02	-----	41,509,940.12
	2020					514,028,070.01	-----	-40,787,686.70	399,712,859.83	-----	73,527,523.48
	2019-2020					41,120,494.93	-----	-----	26,553,067.69	-----	14,567,427.24
	2019					108,478,931.81	-----	-----	59,466,753.00	-----	49,012,178.81
	2018-2019					47,702,675.93	-----	-----	9,357,114.72	-----	38,345,561.21
	2018					27,629,447.57	-----	-----	-20,662,144.99	-----	48,291,592.56
	2017-2018					4,658,850.58	-----	-----	-19,377,216.40	-----	24,036,066.98
	2010-2018					12,837,762.10	-----	-----	5,657,327.51	-----	7,180,434.59
	2017					18,205,692.62	-----	-----	91,645.59	-----	18,114,047.03
	2016-2017					3,642,511.55	-----	-----	-2,865,957.83	-----	6,508,469.38
	2016					25,631,464.50	-----	-----	2,640,783.73	22,990,680.77	-----
	2015-2016					7,616,809.39	-----	-----	-290,410.44	7,907,219.83	-----
	2011-2016					297,808.78	-----	-----	-4,475.54	302,284.32	-----
	2010-2016					134,873.08	-----	-----	-3,358.00	138,231.08	-----
	No Year					13,387,908.15	-----	-----	5,013,870.89	-----	8,374,037.26
Transfer To: State	1995	019	072	1000	000	-313,446.40	-----	-----	-----	-----	-313,446.40

Footnotes at End of Chapter

Appropriations, Outlays, and Balances - Continued

Appropriation or Fund Account Title	Account Symbol				Balances, Beginning of Fiscal Year	Appropriations and Other Obligational Authority ¹	Transfers Borrowings and Investment (Net) ²	Outlays (Net)	Balances Withdrawn and Other Transactions ³	Balances, End of Fiscal Year	
	Period of Availability	ATA	AID	MAIN SUB							
	Subtotal		072	1000	000	1,006,840,560.25	1,418,747,000.00	-----	1,403,105,108.21	31,338,416.00	991,144,036.04
Operating Expenses of the United States Agency for International Development, Office of Inspector General, Funds Appropriated to the President											
Fund Resources:											
Undisbursed Funds	2021-2022		072	1007	000	-----	7,600,000.00	-----	150.76	-----	7,599,849.24
	2020-2022					811,251.17	-----	-----	624,924.00	-----	186,327.17
	2021					-----	67,900,000.00	-----	41,781,175.17	-----	26,118,824.83
	2020-2021					7,800,000.00	-----	45,124.04	7,443,082.48	-----	402,041.56
	2020					29,970,980.08	-----	-45,124.04	21,286,291.17	-----	8,639,564.87
	2019-2020					2,867,341.69	-----	-----	1,236,347.63	-----	1,630,994.06
	2019					10,295,978.71	-----	-----	2,726,607.31	-----	7,569,371.40
	2018-2019					201,515.49	-----	-----	460.68	-----	201,054.81
	2018					5,902,600.43	-----	-----	3,331,542.95	-----	2,571,057.48
	2017-2018					1,300,221.05	-----	-----	616,525.32	-----	683,695.73
	2017					2,497,322.43	-----	-----	1,000.00	-----	2,496,322.43
	2016-2017					590,760.84	-----	-----	588.00	-----	590,172.84
	2010-2017					17,523.99	-----	-----	-----	-----	17,523.99
	2016					5,802,388.34	-----	-----	1,127,461.76	4,674,926.58	-----
	2015-2016					1,196,907.83	-----	-----	-----	1,196,907.83	-----
	2011-2016					682,474.25	-----	-----	-----	682,474.25	-----
	2010-2016					536,072.19	-----	-----	-----	536,072.19	-----
	No Year					940,624.86	-----	-----	-9,652.86	-----	950,277.72
	Subtotal		072	1007	000	71,413,963.35	75,500,000.00	-----	80,166,504.37	7,090,380.85	59,657,078.13
Assistance for Eastern Europe and the Baltic States, Funds Appropriated to the President											
Fund Resources:											
Undisbursed Funds	No Year		072	1010	000	3,588,385.74	-----	-----	392,111.09	-----	3,196,274.65
Transfer To:	No Year	019	072	1010	000	447,858.04	-----	-----	-----	-----	447,858.04
State											
	Subtotal		072	1010	000	4,036,243.78	-----	-----	392,111.09	-----	3,644,132.69
Sahel Development Program, Funds Appropriated to the President											
Fund Resources:											
Undisbursed Funds	No Year		072	1012	000	605,829.75	-----	-----	-----	-----	605,829.75
Sub-Saharan Africa, Development Assistance, Funds Appropriated to the President											
Fund Resources:											
Undisbursed Funds	No Year		072	1014	000	4,690,552.87	-----	-----	55.70	-----	4,690,497.17
Development Assistance, Agency for International Development, Funds Appropriated to the President											
Fund Resources:											
Undisbursed Funds	2020-2024		072	1021	000	-----	-----	50,000,000.00	-----	-----	50,000,000.00
	2019-2024					-----	-----	2,628,205,593.56	888,589,810.76	-----	1,739,615,782.80
	2016-2024					-----	-----	39,139,714.77	6,504,895.81	-----	32,634,818.96
	2019-2023					30,000,000.00	-----	-----	1,078,217.73	-----	28,921,782.27
	2018-2023					1,549,726,009.40	-----	-----	766,684,759.25	-----	783,041,250.15
	2015-2023					7,917,443.65	-----	-----	1,735,587.85	-----	6,181,855.80
	2021-2022					-----	3,500,000,000.00	-----	-92.70	-----	3,500,000,092.70
	2020-2022					-----	-----	58,659.00	-----	-----	58,659.00
	2018-2022					26,073,176.89	-----	-----	1,850,246.24	-----	24,222,930.65
	2017-2022					624,610,153.10	-----	-----	295,616,072.12	-----	328,994,080.98
	2020-2021					3,400,800,000.00	-----	-----	332,116,736.66	-----	3,010,875,004.34
	2017-2021					29,872,047.76	-----	-57,808,259.00	5,562,428.91	-----	24,309,618.85
	2016-2021					285,054,586.13	-----	-----	114,032,427.64	-----	171,022,158.49
	2019-2020					2,628,127,994.13	-----	-2,628,205,593.56	-77,599.43	-----	-----
	2016-2020					39,298,151.19	-----	-39,139,714.77	23,263.54	-----	135,172.88
	2015-2020					92,630,866.58	-----	-----	38,944,799.08	-----	53,686,067.50
	2014-2020					4,202,321.36	-----	-----	1,627,288.78	-----	2,575,032.58
	2018-2019					242,594.28	-----	-----	242,594.28	-----	-----
	2015-2019					-----	-----	-----	-7,362.41	-----	7,362.41
	2014-2019					45,518,657.07	-----	-----	11,114,290.83	-----	34,404,366.24
	2013-2018					38,961,917.08	-----	-----	12,380,687.02	-----	26,581,230.06
	2016-2017					1,025,721.47	-----	-----	-183,638.56	-----	1,209,360.03
	2012-2017					16,299,556.47	-----	-----	3,060,812.59	-----	13,238,743.88
	2015-2016					16,763.53	-----	82,607.96	15,533.38	83,838.11	-----
	2011-2016					10,479,654.42	-----	-----	7,745,073.33	2,734,581.09	-----

Footnotes at End of Chapter

Appropriations, Outlays, and Balances - Continued

Appropriation or Fund Account Title	Account Symbol					Balances, Beginning of Fiscal Year	Appropriations and Other Obligational Authority ¹	Transfers Borrowings and Investment (Net) ²	Outlays (Net)	Balances Withdrawn and Other Transactions ³	Balances, End of Fiscal Year
	Period of Availability	ATA	AID	MAIN	SUB						
Transfer To: Agriculture	No Year					18,317,583.09	-----	-----	-380,800.86	-----	18,698,383.95
	2019-2020	012	072	1021	000	5,907,624.42	-----	-----	3,159,583.29	-----	2,748,041.13
	2018-2019					1,364,216.70	-----	-----	621,175.80	-----	743,040.90
Agriculture	2017-2018					97,698.79	-----	-----	13,103.20	-----	84,595.59
	2016-2017	012	072	1021	011	156,759.76	-----	-----	24,151.51	-----	132,608.25
State	2015-2016					64,560.26	-----	-64,560.26	-----	-----	-----
	2018-2023	019	072	1021	000	2,024,687.50	-----	-----	512,439.00	-----	1,512,248.50
	2020-2021					-----	-----	1,705,000.00	-----	-----	1,700,061.61
	2019-2020					2,141,811.26	-----	-----	185,961.51	-----	1,955,849.75
	2018-2019					1,632,076.92	-----	-----	974,636.98	-----	657,439.94
	2017-2018					2,582,855.68	-----	-----	723,987.16	-----	1,858,868.52
	2013-2018					383,390.80	-----	-----	276,338.96	-----	107,051.84
	2015-2016					18,047.70	-----	-18,047.70	-----	-----	-----
	No Year					216,122.36	-----	-----	-----	-----	216,122.36
	Subtotal		072	1021	000	8,865,765,049.75	3,500,000,000.00	-6,044,600.00	2,494,772,347.64	2,818,419.20	9,862,129,682.91
Food and Nutrition, Development Assistance, Economic Assistance, Funds Appropriated to the President Fund Resources: Undisbursed Funds	No Year		072	1023	000	2,767,500.48	-----	-----	-----	-----	2,767,500.48
Population Planning and Health, Development Assistance, Economic Assistance, Funds Appropriated to the President Fund Resources: Undisbursed Funds	No Year		072	1024	000	272,441.82	-----	-----	-----	-----	272,441.82
Education and Human Resources Development, Development Assistance, Economic Assistance, Funds Appropriated to the President Fund Resources: Undisbursed Funds	No Year		072	1025	000	2,642,678.49	-----	-----	-6,343.60	-----	2,649,022.09
Transition Initiatives, International Assistance Program, Agency for International Development Fund Resources: Undisbursed Funds	2019-2020		072	1027	000	-----	-----	-----	-9,873.69	-----	9,873.69
	2015-2016					413,647.79	-----	-----	-----	413,647.79	-----
	No Year					145,498,859.06	122,043,000.00	-----	112,955,106.76	-----	154,586,752.30
	Subtotal		072	1027	000	145,912,506.85	122,043,000.00	-----	112,945,233.07	413,647.79	154,596,625.99
HIV/AIDS Working Capital Fund, Agency for International Development Fund Resources: Undisbursed Funds	No Year		072	1033	000	1,053,166,882.68	-----	-----	-7,954,773.42	-----	1,061,121,656.10
International Disaster Assistance, Funds Appropriated to the President, US Agency for International Development Fund Resources: Undisbursed Funds	No Year		072	1035	000	6,754,268,823.08	4,395,362,000.00	-7,930,933.98	5,302,818,712.93	-----	5,838,881,176.17
Sub-Saharan Africa Disaster Assistance, Funds Appropriated to the President Fund Resources: Undisbursed Funds	No Year		072	1040	000	81,817.60	-----	-----	-----	-----	81,817.60
Assistance for the Independent States of the Former Soviet Union, Funds Appropriated to the President, United Agency for International Development Fund Resources: Undisbursed Funds	No Year		072	1093	000	7,818,721.15	-----	-----	1,375,515.55	-----	6,443,205.60
Transfer To: Justice	No Year	015	072	1093	001	-737.89	-----	-----	-737.89	-----	-----
State	No Year	019	072	1093	000	1,059,345.43	-----	-----	-----	-----	1,059,345.43
	Subtotal		072	1093	000	8,877,328.69	-----	-----	1,374,777.66	-----	7,502,551.03
Child Survival and Health Programs Fund, United States Agency for International Development Fund Resources: Undisbursed Funds	No Year		072	1095	000	37,484,595.91	-----	-----	394,222.27	-----	37,090,373.64

Footnotes at End of Chapter

Appropriations, Outlays, and Balances - Continued

Appropriation or Fund Account Title	Account Symbol				Balances, Beginning of Fiscal Year	Appropriations and Other Obligational Authority ¹	Transfers Borrowings and Investment (Net) ²	Outlays (Net)	Balances Withdrawn and Other Transactions ³	Balances, End of Fiscal Year	
	Period of Availability	ATA	AID	MAIN							SUB
Development Credit Authority, United States Agency for International Development Fund Resources: Undisbursed Funds	2017-2023		072	1264	000	3,115,384.68	-----	-2,962,771.75	152,612.93	-----	-----
	2016-2022					10,923,551.31	-----	-8,566,288.45	2,357,262.86	-----	-----
	2019-2021					1,166,012.15	-----	-1,166,012.15	-----	-----	-----
	2015-2021					15,187,706.13	-----	-14,782,146.34	405,559.79	-----	-----
	2018-2020					12,593,448.19	-----	-9,521,132.61	3,072,315.58	-----	-----
	2014-2020					16,475,395.95	-----	-15,280,945.00	1,194,450.95	-----	-----
	2013-2019					15,861,737.74	-----	-13,310,779.44	2,550,958.30	-----	-----
	2016-2018					49,451.10	-----	-49,451.10	-----	-----	-----
	2012-2018					5,774,206.00	-----	-5,288,796.89	485,409.11	-----	-----
	2015-2017					0.26	-----	-0.26	-----	-----	-----
	2011-2017					3,387,055.04	-----	-3,092,570.07	294,484.97	-----	-----
	2014-2016					2,566.04	-----	-2,566.04	-----	-----	-----
	2010-2016					6,888,394.59	-----	-6,433,483.22	454,911.37	-----	-----
	Subtotal		072	1264	000	91,424,909.18	-----	-80,456,943.32	10,967,965.86	-----	- 0 -
Special Fund Accounts											
Loan Guarantees to Israel Program, Reimbursements of Administrative Expenses, Agency for International Development Fund Resources: Undisbursed Funds	No Year		072	5318	000	27,000.00	-----	-----	-----	-----	27,000.00
Public Enterprise Funds											
Property Management Fund, Agency for International Development Fund Resources: Undisbursed Funds	No Year		072	4175	000	26,037,503.12	-----	-----	4,127,602.49	-----	21,909,900.63
Intragovernmental Funds											
Working Capital Fund, International Assistance Program Fund Resources: Undisbursed Funds	No Year		072	4513	000	7,892,102.08	-----	-----	-11,022,966.87	-----	18,915,068.95
Acquisition of Property Revolving Fund, Agency for International Development Fund Resources: Undisbursed Funds	No Year		072	4590	000	46,299.08	-----	-----	-----	-----	46,299.08
Trust Fund Accounts											
Foreign National Employees Separation Liability Fund, Agency for International Development Fund Resources: Undisbursed Funds	No Year		072	8342	000	59,229,395.00	9,001,627.82	-----	3,939,048.66	-----	64,291,974.16
Technical Assistance, United States Dollars Advanced from Foreign Governments, Agency for International Development Fund Resources: Undisbursed Funds	No Year		072	8502	000	3,052,830.11	2,002,199,980.00	-----	2,000,040,683.48	-----	5,212,126.63
Gifts and Donations, Agency for International Development Fund Resources: Undisbursed Funds	No Year		072	8824	000	122,925,828.67	41,234,937.82	-----	77,045,688.59	-----	87,115,077.90
Deductions for Offsetting Receipts											
Proprietary Receipts from the Public						-----	-2,058,123,900.15	-----	-2,957,611,098.65	-----	-----
Intrabudgetary Receipts Deducted by Agency						-----	-10,888,464.44	-----	-10,888,464.44	-----	-----
Total Offsetting Receipts						- 0 -	-2,069,012,364.59	-----	-2,968,499,563.09	-----	- 0 -
Total, Agency for International Development						20,341,241,418.85	10,540,700,649.05	-103,231,406.16	9,429,793,500.12	42,923,744.64	20,406,506,218.48
Overseas Private Investment Corporation											
General Fund Accounts											

Footnotes at End of Chapter

Appropriations, Outlays, and Balances - Continued

Appropriation or Fund Account Title	Account Symbol				Balances, Beginning of Fiscal Year	Appropriations and Other Obligational Authority ¹	Transfers Borrowings and Investment (Net) ²	Outlays (Net)	Balances Withdrawn and Other Transactions ³	Balances, End of Fiscal Year
	Period of Availability	ATA	AID	MAIN SUB						
Program Account, United States International Development Finance Corporation Fund Resources: Undisbursed Funds	2019-2021		071	0100 000	19,466,749.50	-----	-16,734,734.50	2,732,015.00	-----	-----
	2018-2020				14,432,457.01	-----	-----	6,837,219.43	-----	7,595,237.58
	2017-2019				13,362,061.44	-----	-----	517,345.00	-----	12,844,716.44
	2016-2018				7,771,089.02	-----	-----	655,068.70	-----	7,116,020.32
	2015-2017				9,506,939.66	-----	-----	996,612.24	-----	8,510,327.42
	2014-2016				12,675,474.09	-----	-----	212,982.34	-----	⁶ 12,462,491.75
	2013-2015				8,819,474.84	-----	-----	2,656,360.00	-----	⁶ 6,163,114.84
	2012-2014				7,246,420.46	-----	-----	-----	-----	⁷ 7,246,420.46
	2011-2013				10,397,281.82	-----	-10,397,281.82	-----	-----	-----
	Subtotal		071	0100 000	103,677,947.84	-----	-27,132,016.32	14,607,602.71	-----	61,938,328.81
Public Enterprise Funds										
Insurance and Equity Non Credit Account, United States International Development Finance Corporation Fund Resources: Undisbursed Funds	2019-2021		071	4184 000	2,200,000.00	-----	-2,200,000.00	-----	-----	-----
	2018-2019				2,907,140.00	-----	-2,447,790.00	459,350.00	-----	-----
	2017-2018				422,685.16	-----	-349,691.29	72,993.87	-----	-----
	2015-2016				44,761.58	-----	-----	-----	44,761.58	-----
	2014-2015				71,049.60	-----	-----	-----	71,049.60	⁶ -----
	2012-2013				345,351.94	-----	-----	345,351.94	-----	⁷ -----
	Subtotal		071	4184 000	5,990,988.28	-----	-4,997,481.29	877,695.81	115,811.18	- 0 -
Total, Overseas Private Investment Corporation					109,668,936.12	-----	-32,129,497.61	15,485,298.52	115,811.18	61,938,328.81
Trade and Development Agency										
General Fund Accounts										
Trade and Development Agency, Funds Appropriated to the President Fund Resources: Undisbursed Funds	2020-2024		011	1001 000	-64,042.27	-----	-----	139,940.90	-----	⁴ -203,983.17
	2021-2022				-----	79,500,000.00	-----	12,419,786.25	-----	67,080,213.75
	2020-2021				69,424,411.50	-----	2,000,000.00	16,719,328.79	-----	54,705,082.71
	2019-2020				47,496,318.96	-----	-----	12,598,988.95	-----	34,897,330.01
	2016-2020				-169,513.08	-----	-----	-169,513.08	-----	-----
	2015-2020				3,803,545.00	-----	-----	603,465.00	-----	3,200,080.00
	2018-2019				31,741,645.27	-----	-----	4,824,541.23	-----	26,917,104.04
	2014-2019				534,608.13	-----	-----	-946,996.20	-----	1,481,604.33
	2017-2018				21,458,000.14	-----	-----	3,438,001.79	-----	18,019,998.35
	2013-2018				1,478,898.85	-----	-----	153,650.00	-----	1,325,248.85
	2016-2017				12,627,156.09	-----	-----	2,068,232.67	-----	10,558,923.42
	2012-2017				1,495,498.19	-----	-----	-21,551.17	-----	1,517,049.36
	2015-2016				7,908,575.21	-----	-----	1,150,318.85	6,758,256.36	-----
	2011-2016				4,733,565.59	-----	-----	606,863.18	4,126,702.41	-----
	No Year				475,959.08	-----	-----	-----	-----	475,959.08
	Subtotal		011	1001 000	202,944,626.66	79,500,000.00	2,000,000.00	53,585,057.16	10,884,958.77	219,974,610.73
Total, Trade and Development Agency					202,944,626.66	79,500,000.00	2,000,000.00	53,585,057.16	10,884,958.77	219,974,610.73
Peace Corps										
General Fund Accounts										
Operating Expenses, Peace Corps, Funds Appropriated to the President Fund Resources: Undisbursed Funds	2021-2022		011	0100 000	-----	410,500,000.00	-----	222,421,900.11	-----	188,078,099.89
	2020-2022				25,487,380.56	-----	-----	6,063,058.92	-----	19,424,321.64
	2020-2021				158,359,585.39	-30,000,000.00	-----	121,752,098.96	-----	6,607,486.43
	2019-2020				5,719,960.90	-----	-----	1,193,113.18	-----	4,526,847.72
	2018-2019				3,060,821.57	-----	-----	104,954.07	-----	2,955,867.50
	2017-2018				7,847,977.46	-----	-----	1,867,423.10	-----	5,980,554.36
	2016-2017				3,308,809.55	-----	-----	112,075.91	-----	3,196,733.64
	2015-2016				2,055,879.33	-----	-----	260,147.36	1,795,731.97	-----
	No Year				-4,599.10	-----	-----	-14,834.75	-----	10,235.65

Footnotes at End of Chapter

Appropriations, Outlays, and Balances - Continued

Appropriation or Fund Account Title	Account Symbol				Balances, Beginning of Fiscal Year	Appropriations and Other Obligational Authority ¹	Transfers Borrowings and Investment (Net) ²	Outlays (Net)	Balances Withdrawn and Other Transactions ³	Balances, End of Fiscal Year	
	Period of Availability	ATA	AID	MAIN SUB							
Subtotal			011	0100	000	205,835,815.66	380,500,000.00	-----	353,759,936.86	1,795,731.97	230,780,146.83
Foreign Currency Fluctuations, Peace Corps Fund Resources: Undisbursed Funds	No Year		011	0101	000	5,000,000.00	-----	-----	-----	-----	5,000,000.00
Special Fund Accounts											
Host Country Resident Contractors Separation Liability Fund, Peace Corps Fund Resources: Undisbursed Funds	No Year		011	5395	000	34,036,939.25	8,983,000.00	-----	5,682,554.40	-----	37,337,384.85
Trust Fund Accounts											
Gifts and Contributions, Peace Corps Fund Resources: Undisbursed Funds	No Year		011	8245	000	2,131,437.61	868,850.47	-----	-561.96	-----	3,000,850.04
Foreign Service National Separation Liability Trust Fund, Peace Corps Fund Resources: Undisbursed Funds	No Year		011	8345	000	2,420,323.66	-----	-----	153,699.05	-----	2,266,624.61
Deductions for Offsetting Receipts											
Proprietary Receipts from the Public						-----	-1,716,335.63	-----	-1,716,335.63	-----	-----
Intrabudgetary Receipts Deducted by Agency						-----	-8,983,000.00	-----	-8,983,000.00	-----	-----
Total Offsetting Receipts						- 0 -	-10,699,335.63	-----	-10,699,335.63	-----	- 0 -
Total, Peace Corps						249,424,516.18	379,652,514.84	-----	348,896,292.72	1,795,731.97	278,385,006.33
Inter-American Foundation											
General Fund Accounts											
Inter-American Foundation Fund Resources: Undisbursed Funds	⁹ 2021-2022		164	3100	000	-----	38,000,000.00	-----	13,626,973.84	-----	24,373,026.16
	⁸ 2020-2021					27,308,161.71	-----	-----	13,075,925.74	-----	14,232,235.97
	⁸ 2019-2020					12,240,776.69	-----	-----	6,397,592.96	-----	5,843,183.73
	⁸ 2018-2019					3,618,593.11	-----	-----	2,124,888.19	-----	1,493,704.92
	⁸ 2017-2018					1,794,793.95	-----	-----	1,005,995.77	-----	788,798.18
	⁸ 2016-2017					1,425,934.94	-----	-----	881,274.70	-----	544,660.24
	⁸ 2015-2016					121,528.16	-----	-----	-18,596.75	140,124.91	-----
	2011-2016					0.07	-----	-----	0.07	-----	-----
	⁸ No Year					11,595,023.38	-----	-----	204,611.40	-----	11,390,411.98
Subtotal			164	3100	000	58,104,812.01	38,000,000.00	-----	37,298,665.92	140,124.91	58,666,021.18
Trust Fund Accounts											
Gifts, Donations and Contributions, Inter-American Foundation ⁹ Fund Resources: Undisbursed Funds	No Year		164	8243	000	381,386.26	135,674.59	-----	28,539.99	-----	488,520.86
Deductions for Offsetting Receipts											
Proprietary Receipts from the Public						-----	-167,965.66	-----	-167,965.66	-----	-----
Total, Inter-American Foundation						58,486,198.27	37,967,708.93	-----	37,159,240.25	140,124.91	59,154,542.04
African Development Foundation											
General Fund Accounts											
African Development Foundation ⁹ Fund Resources: Undisbursed Funds	2021-2022		166	0700	000	-----	33,000,000.00	-----	17,823,195.47	-----	15,176,804.53
	2020-2021					13,838,521.30	-----	-----	8,270,191.95	-----	5,568,329.35
	2019-2020					6,840,315.02	-----	-----	3,445,698.64	-----	3,394,616.38
	2018-2019					3,584,162.89	-----	-----	1,144,905.12	-----	2,439,257.77
	2017-2018					1,651,177.50	-----	-----	414,316.36	-----	1,236,861.14

Footnotes at End of Chapter

Appropriations, Outlays, and Balances - Continued

Appropriation or Fund Account Title	Account Symbol				Balances, Beginning of Fiscal Year	Appropriations and Other Obligational Authority ¹	Transfers Borrowings and Investment (Net) ²	Outlays (Net)	Balances Withdrawn and Other Transactions ³	Balances, End of Fiscal Year
	Period of Availability	ATA	AID	MAIN						
	2016-2017				1,475,173.29	-----	-----	62,771.75	-----	1,412,401.54
	2015-2016				2,107,429.16	-----	-----	602,855.36	1,504,573.80	-----
	No Year				8,459,261.24	-----	-----	2,342,303.45	-----	6,116,957.79
	Subtotal		166	0700	37,956,040.40	33,000,000.00	-----	34,106,238.10	1,504,573.80	35,345,228.50
Trust Fund Accounts										
Gifts and Donations, African Development Foundation [®]										
Fund Resources:										
Undisbursed Funds	No Year		166	8239	1,623,838.44	5,900,263.76	-1,478,690.31	3,238,019.67	-----	2,807,392.22
Funds Held Outside the Treasury					7,599,130.59	-----	1,478,690.31	-----	-----	9,077,820.90
Subtotal			166	8239	9,222,969.03	5,900,263.76	-----	3,238,019.67	-----	11,885,213.12
Deductions for Offsetting Receipts										
Proprietary Receipts from the Public					-----	-5,900,263.76	-----	-5,900,263.76	-----	-----
Total, African Development Foundation					47,179,009.43	33,000,000.00	-----	31,443,994.01	1,504,573.80	47,230,441.62
International Monetary Programs										
General Fund Accounts										
Fund Resources:										
Transfer To:										
Treasury	No Year	020	011	0003	82,691,741,064.50	4,270,754,784.07	-----	-----	1,531,000,000.00	85,431,495,848.57
Treasury	No Year				31,211,139,319.89	-----	-----	-----	-1,531,519,377.37	32,742,658,697.26
Subtotal			011	0003	113,902,880,384.39	4,270,754,784.07	-----	-----	-519,377.37	118,174,154,545.83
Total, International Monetary Programs					113,902,880,384.39	4,270,754,784.07	-----	-----	-519,377.37	118,174,154,545.83
Military Sales Program										
Public Enterprise Funds										
Special Defense Acquisition Fund, Funds Appropriated to the President										
Fund Resources:										
Undisbursed Funds	No Year		011	4116	115,184,464.51	-43,280,608.47	-31,368,736.39	-113,325,779.34	-----	153,860,898.99
Transfer To:										
Defense	2021-2023	097	011	4116	-----	44,069,000.00	-----	-----	-----	44,069,000.00
	2020-2022				40,826,095.00	-----	233,748,500.00	310,215.33	-----	274,264,379.67
	2019-2021				97,150,190.13	-----	13,980,100.63	36,395,991.66	-----	74,734,299.10
	2018-2020				137,656,242.89	-----	61,944.68	60,895,218.94	-----	76,822,968.63
	2017-2019				79,165,336.77	-----	-2,550,767.72	50,907,506.15	-----	25,707,062.90
	2016-2018				52,520,677.42	-----	-1,233,317.40	26,603,126.50	-----	24,684,233.52
	2015-2017				-----	-----	112,239.24	112,239.24	-----	-----
	2014-2016				14,237,919.63	-----	-13,773,955.75	463,963.88	-----	-----
	2013-2016				9,028,594.30	-----	-9,129,822.06	-101,227.76	-----	-----
No Year					22,517,696.32	-788,391.53	-189,846,185.23	-170,973,020.09	-----	2,856,139.65
Subtotal			011	4116	568,287,216.97	0.00	-----	-108,711,765.49	-----	676,998,982.46
Trust Fund Accounts										
Advances, Foreign Military Sales, Funds Appropriated to the President										
Fund Resources:										
Undisbursed Funds	No Year		011	8242	34,875,969,884.68	35,897,682,329.19	-----	34,432,960,411.49	-----	36,340,691,802.38
Unfunded Contract Authority					193,363,375,814.07	⁹ -1,511,934,469.17	-----	-----	-----	191,851,441,344.90
Subtotal			011	8242	228,239,345,698.75	34,385,747,860.02	-----	34,432,960,411.49	-----	228,192,133,147.28
Deductions for Offsetting Receipts										
Proprietary Receipts from the Public					-----	-35,897,682,329.19	-----	-35,897,682,329.19	-----	-----
Total, Military Sales Program					228,807,632,915.72	-1,511,934,469.17	-----	-1,573,433,683.19	-----	228,869,132,129.74
United States International Development Finance Corporation										
General Fund Accounts										

Footnotes at End of Chapter

Appropriations, Outlays, and Balances - Continued

Appropriation or Fund Account Title	Account Symbol				Balances, Beginning of Fiscal Year	Appropriations and Other Obligational Authority ¹	Transfers Borrowings and Investment (Net) ²	Outlays (Net)	Balances Withdrawn and Other Transactions ³	Balances, End of Fiscal Year
	Period of Availability	ATA	AID	MAIN						
Program Account, United States International Development Finance Corporation Fund Resources: Undisbursed Funds	2021-2023		077	0110	000	-----	-----	-----	-----	-----
	2020-2023					-----	-----	-----	-----	-----
	2020-2022					30,000,000.00	460,234,454.58	100,000.00	47,742,080.00	-----
	2019-2021					-----	-----	111,037,031.81	-----	-----
	No Year					2,281,440.83	2,003.14	16,734,734.50	1,926,420.00	-----
	Subtotal		077	0110	000	32,281,440.83	460,236,457.72	-1,691,464.86	459,230.27	-----
Inspector General, United States International Development Finance Corporation Fund Resources: Undisbursed Funds	2021-2022		077	0111	000	-----	2,000,000.00	-----	-----	-----
	2020-2021					2,000,000.00	-----	-----	177,144.10	-----
	Subtotal		077	0111	000	2,000,000.00	2,000,000.00	-----	1,508,430.22	-----
Program Account, Microenterprise and Small Enterprise Development, United States International Development Finance Corporation Fund Resources: Undisbursed Funds	No Year		077	0400	000	2,820,398.21	-----	-----	-----	-----
Program Account, Urban and Environmental Credit, United States International Development Finance Corporation Fund Resources: Undisbursed Funds	No Year		077	0401	000	2,154,255.07	131,028.26	-----	131,028.26	-----
Public Enterprise Funds										
Economic Assistance Loans Liquidating Account, United States International Development Finance Corporation Fund Resources: Undisbursed Funds	No Year		077	4103	000	229,076,877.22	-----	-----	-209,102,035.67	⁵ 431,001,675.95
Housing and Other Credit Guaranty Programs Liquidating Account, United States International Development Finance Corporation Fund Resources: Undisbursed Funds	No Year		077	4340	000	6,306,101.49	3,992,836.84	-----	445,533.55	⁵ 8,953,243.99
Corporate Capital Account, United States International Development Finance Corporation Fund Resources: Undisbursed Funds	2021-2025		077	4483	000	-----	1,000,000.00	-----	-----	-----
	2020-2024					1,000,000.00	-----	-----	-----	-----
	2018-2024					-----	-----	-----	76,103.12	-----
	2021-2023					-----	258,281,574.38	-----	-162,555,362.36	-----
	2018-2023					-----	-----	-----	-1,448,034.50	-----
	2020-2022					218,687,913.71	-----	1,010,976.37	114,866,592.05	-----
	2019-2022					-----	-----	-----	-2,744,567.28	-----
	2018-2022					-----	-----	-----	-860,804.90	-----
	2019-2021					-----	-----	2,200,000.00	324,318.36	-----
	2018-2019					-----	-----	2,447,790.00	-----	-----
	2017-2018					-----	-----	349,691.29	-----	-----
	No Year					15,354,618.98	-131,147,813.84	50,522,096.70	-170,104,241.85	-----
Unrealized Discount on Investments						-37,359,784.26	-----	-----	-3,417,587.66	-----
Investments in US Treasury Securities						6,165,130,479.50	-----	-----	-36,707,227.22	-----
	Subtotal		077	4483	000	6,362,813,227.93	128,133,760.54	16,405,739.48	-222,445,997.36	-----
Deductions for Offsetting Receipts										
Proprietary Receipts from the Public						-----	-340,851,235.54	-----	-340,851,235.54	-----
Total, United States International Development Finance Corporation						6,637,452,300.75	253,642,847.82	142,586,040.93	-342,862,350.71	439,954,919.94
Special Assistance Initiatives										
General Fund Accounts										

Footnotes at End of Chapter

Appropriations, Outlays, and Balances - Continued

Appropriation or Fund Account Title	Account Symbol				Balances, Beginning of Fiscal Year	Appropriations and Other Obligational Authority ¹	Transfers Borrowings and Investment (Net) ²	Outlays (Net)	Balances Withdrawn and Other Transactions ³	Balances, End of Fiscal Year	
	Period of Availability	ATA	AID	MAIN							SUB
Demobilization and Transition Fund, Funds Appropriated to the President Fund Resources: Undisbursed Funds	No Year		072	1500	000	87,327.23	-----	-----	-----	87,327.23	
Total, Special Assistance Initiatives						87,327.23	-----	-----	-----	87,327.23	
Total, International Assistance Programs						410,552,311,542.15	37,986,668,269.23	10,323,890.66	20,047,274,084.30	643,010,267.65	426,352,545,450.84
Memorandum											
Financing Accounts											
Public Enterprise Funds											
Foreign Military Financing, Direct Loan Financing Account, Funds Appropriated to the President Fund Resources: Undisbursed Funds Authority to Borrow from the Treasury	No Year		011	4122	000	32,786,660.63	-----	-143,013,299.25	-165,986,952.78	-----	55,760,314.16
	Subtotal		011	4122	000	32,786,660.63	606,986,700.75	-606,986,700.75	-165,986,952.78	-----	55,760,314.16
							606,986,700.75	-750,000,000.00	-165,986,952.78	-----	55,760,314.16
Military Debt Reduction Financing Account Fund Resources: Undisbursed Funds Authority to Borrow from the Treasury	No Year		011	4174	000	-----	-----	38,698,254.62	38,698,254.62	-----	-----
	Subtotal		011	4174	000	- 0 -	38,698,254.62	-----	38,698,254.62	-----	- 0 -
Loan Guarantees to Israel Financing Account, Agency for International Development, Funds Appropriated to the President Fund Resources: Undisbursed Funds	No Year		072	4119	000	1,083,072,929.77	-----	-----	49,048,005.22	-----	1,034,024,924.55
Assistance for the New Independent States of the Former Soviet Union: Ukraine Export Credit Insurance Financing Account Fund Resources: Undisbursed Funds	No Year		072	4345	000	910,111,082.14	-----	-----	643,537,557.78	-----	266,573,524.36
MENA Loan Guarantee Financing Account, Funds Appropriated to the President, US Agency for International Development Fund Resources: Undisbursed Funds	No Year		072	4493	000	1,174,509,523.64	-----	-----	100,095,141.78	-----	1,074,414,381.86
Debt Reduction Financing Account, United States International Development Finance Corporation Fund Resources: Undisbursed Funds	No Year		077	4137	000	181,227,653.98	-----	-----	-9,950,277.50	20,561,537.96	170,616,393.52
Guaranteed Loan Financing Account, Urban and Environmental Credit, United States International Development Finance Corporation Fund Resources: Undisbursed Funds	No Year		077	4344	000	33,481,448.62	-----	-----	5,428,178.58	-----	28,053,270.04
U.S. International Development Finance Corporation Insurance of Debt Financing Account Fund Resources: Authority to Borrow from the Treasury						-----	25,781,000.00	-----	-----	21,531,000.00	4,250,000.00
Direct Loan Financing Account, United States International Development Finance Corporation Fund Resources: Undisbursed Funds Authority to Borrow from the Treasury	No Year		077	4484	000	150,814,983.97	-----	2,741,568,400.29	2,639,038,341.95	-----	253,345,042.31
	Subtotal		077	4484	000	4,682,820,968.25	5,392,854,325.86	-3,499,493,484.84	-----	1,835,875,745.48	4,740,306,063.79
						4,833,635,952.22	5,392,854,325.86	-757,925,084.55	2,639,038,341.95	1,835,875,745.48	4,993,651,106.10
Guaranteed Loan Financing Account, United States International Development Finance Corporation Fund Resources: Undisbursed Funds Authority to Borrow from the Treasury	No Year		077	4485	000	539,826,409.61	-----	304,432,744.17	-1,416,379.63	-----	845,675,533.41
						339,652,183.45	1,265,293,732.99	-558,399,588.24	-----	753,201,196.00	293,345,132.20

Footnotes at End of Chapter

Appropriations, Outlays, and Balances - Continued

Appropriation or Fund Account	Account Symbol					Balances, Beginning of Fiscal Year	Appropriations and Other Obligational Authority ¹	Transfers Borrowings and Investment (Net) ²	Outlays (Net)	Balances Withdrawn and Other Transactions ³	Balances, End of Fiscal Year
Title	Period of Availability	ATA	AID	MAIN	SUB						
Total, Financing Accounts	Subtotal		077	4485	000	879,478,593.06	1,265,293,732.99	-253,966,844.07	-1,416,379.63	753,201,196.00	1,139,020,665.61
						9,128,303,844.06	7,329,614,014.22	-1,761,891,928.62	3,298,491,870.02	2,631,169,479.44	8,766,364,580.20

Footnotes at End of Chapter

Appropriations, Outlays, and Balances - Continued

Footnotes

- 1 The amounts in this column, unless otherwise footnoted, represent appropriations, increases and rescissions in borrowing authority or new contract authority. Appropriation accounts with appropriation transfer activity are presented in Table 1 (Appropriations and Appropriation Transfers) at the end of this chapter.
- 2 The amounts in this column, unless otherwise footnoted, represent transfers - other than appropriation transfers, borrowings (gross), investments (net), unrealized discounts or funds held outside the Treasury.
- 3 The amounts in this column, unless otherwise footnoted, represent obligated balances canceled for fiscal year 2016 pursuant to 31 U.S.C. 1553 and adjustments to borrowing and contract authority.
- 4 Subject to disposition by the administrative agency.
- 5 Represents capital transfer to miscellaneous receipts.
- 6 Pursuant to Public Law # 113-76, 128 Stat. 490-491, the balance for this account has been extended beyond the normal period of availability to liquidate obligations.
- 7 Pursuant to Public Law # 112-74, 125 Stat. 1192, the balance for this account has been extended beyond the normal period of availability to liquidate obligations.
- 8 The following account symbol(s) was/were amended during the current fiscal year:

Amended Symbol:(ATA, AID, POA, MAIN, SUB)

Discontinued Symbol:(ATA, AID, POA, MAIN, SUB)

164	2021-2022	3100	000
164	2020-2021	3100	000
164	2019-2020	3100	000
164	2018-2019	3100	000
164	2017-2018	3100	000
164	2016-2017	3100	000
164	2015-2016	3100	000
164	X	3100	000
164	X	8243	000
166	2021-2022	0700	000
166	2020-2021	0700	000
166	2019-2020	0700	000
166	2018-2019	0700	000
166	2017-2018	0700	000
166	2016-2017	0700	000
166	2015-2016	0700	000
166	X	0700	000
166	X	8239	000

011	2021-2022	3100	000
011	2020-2021	3100	000
011	2019-2020	3100	000
011	2018-2019	3100	000
011	2017-2018	3100	000
011	2016-2017	3100	000
011	2015-2016	3100	000
011	X	3100	000
011	X	8243	000
011	2021-2022	0700	000
011	2020-2021	0700	000
011	2019-2020	0700	000
011	2018-2019	0700	000
011	2017-2018	0700	000
011	2016-2017	0700	000
011	2015-2016	0700	000
011	X	0700	000
011	X	8239	000

- 9 Represents \$34,385,747,860.02 and \$35,897,682,329.19, which are new contract authority and appropriations to liquidate, respectively.

Footnotes

Table 1 - Appropriations and Appropriation Transfers - International Assistance Programs

AID	ATA	Period of Availability	MAIN	Net Appropriations and Appropriation Transfers	Appropriation Amount	Net Appropriation Transfers	AID Involved	ATA Involved	Period of Availability Involved	MAIN Involved	Amount From or To (-)
011		X	0004	0.00	4,270,754,784.07	-4,270,754,784.07	011		X	0003	-4,270,754,784.07
011		X	0074	0.00	40,619,171,466.90	-40,619,171,466.90	011	020	X	0074	-40,619,171,466.90
011		2122	0077	25,000,000.00	0.00	25,000,000.00	072		2122	1037	25,000,000.00
011		21	1032	0.00	115,546,000.00	-115,546,000.00	011	019	21	1032	-115,546,000.00
011		2122	1032	0.00	325,213,000.00	-325,213,000.00	011	019	2122	1032	-325,213,000.00
011		2122	1075	0.00	889,247,000.00	-889,247,000.00	011		X	1075	-15,000,000.00
							011	019	2122	1075	-874,247,000.00
011		21	1081	19,485,685.75	112,925,000.00	-93,439,314.25	011		2122	1081	-14,653,049.00
							011	017	21	1081	-26,214,790.00
							011	021	21	1081	-35,116,792.95
							011	057	21	1081	-14,415,858.00
							011	097	21	1081	-3,038,824.30
011		2122	1081	740,250.00	0.00	740,250.00	011		21	1081	14,653,049.00
							011	021	2122	1081	-11,634,126.00
							011	057	2122	1081	-666,940.00
							011	097	2122	1081	-1,611,733.00
011		21	1082	343,864.00	5,598,615,000.00	-5,598,271,136.00	011		2122	1082	-1,300,000,000.00
							011	017	21	1082	-1,672,000.00
							011	019	21	1082	-3,306,453.00
							011	021	21	1082	-2,606,824.00
							011	057	21	1082	-1,912,536.00
							011	097	21	1082	-4,288,773,323.00
011		2122	1082	1,646,135,000.00	576,909,000.00	1,069,226,000.00	011		21	1082	1,300,000,000.00
							011	097	2122	1082	-230,774,000.00
011		X	4116	-43,280,608.47	0.00	-43,280,608.47	011		2123	4116	-44,069,000.00
							011	097	X	4116	788,391.53
011	017	21	1081	26,214,790.00	0.00	26,214,790.00	011		21	1081	26,214,790.00
011	017	21	1082	1,672,000.00	0.00	1,672,000.00	011		21	1082	1,672,000.00
019		21	1005	385,800,000.00	387,500,000.00	-1,700,000.00	019		2122	1031	-1,700,000.00
011	019	21	1032	115,546,000.00	0.00	115,546,000.00	011		21	1032	115,546,000.00
011	019	2122	1032	325,213,000.00	0.00	325,213,000.00	011		2122	1032	325,213,000.00
011	019	X	1075	15,000,000.00	0.00	15,000,000.00	011		X	1075	15,000,000.00
011	019	2122	1075	874,247,000.00	0.00	874,247,000.00	011		2122	1075	874,247,000.00

Appropriations, Outlays, and Balances - Continued

Footnotes

Table 1 - Appropriations and Appropriation Transfers - International Assistance Programs

AID	ATA	Period of Availability	MAIN	Net Appropriations and Appropriation Transfers	Appropriation Amount	Net Appropriation Transfers	AID Involved	ATA Involved	Period of Availability Involved	MAIN Involved	Amount From or To (-)
011	019	21	1082	3,306,453.00	0.00	3,306,453.00	011		21	1082	3,306,453.00
072	019	2122	0306	50,000.00	0.00	50,000.00	072		2122	0306	50,000.00
072	019	X	1037	2,618,237.98	0.00	2,618,237.98	072		X	1037	2,618,237.98
072	019	2021	1037	1,000,000.00	0.00	1,000,000.00	072		2122	1037	1,000,000.00
072	019	2122	1037	99,617,397.00	0.00	99,617,397.00	072		2122	1037	99,617,397.00
011	020	X	0003	4,270,754,784.07	0.00	4,270,754,784.07	011		X	0003	4,270,754,784.07
011	020	X	0074	40,619,171,466.90	0.00	40,619,171,466.90	011		X	0074	40,619,171,466.90
011	021	21	1081	35,116,792.95	0.00	35,116,792.95	011		21	1081	35,116,792.95
011	021	2122	1081	11,634,126.00	0.00	11,634,126.00	011		2122	1081	11,634,126.00
011	021	21	1082	2,606,824.00	0.00	2,606,824.00	011		21	1082	2,606,824.00
011	057	21	1081	14,415,858.00	0.00	14,415,858.00	011		21	1081	14,415,858.00
011	057	2122	1081	666,940.00	0.00	666,940.00	011		2122	1081	666,940.00
011	057	21	1082	1,912,536.00	0.00	1,912,536.00	011		21	1082	1,912,536.00
072		2122	0306	770,284,000.00	770,334,000.00	-50,000.00	072	019	2122	0306	-50,000.00
072		21	1000	1,291,463,166.85	1,377,747,000.00	-86,283,833.15	072		2122	1000	-86,283,833.15
072		2122	1000	127,283,833.15	41,000,000.00	86,283,833.15	072		21	1000	86,283,833.15
072		21	1007	67,900,000.00	75,500,000.00	-7,600,000.00	072		2122	1007	-7,600,000.00
072		2122	1007	7,600,000.00	0.00	7,600,000.00	072		21	1007	7,600,000.00
072		X	1027	122,043,000.00	92,043,000.00	30,000,000.00	072		2122	1037	30,000,000.00
072		X	1037	-2,618,237.98	0.00	-2,618,237.98	072	019	X	1037	-2,618,237.98
072		2021	1037	15,000,000.00	0.00	15,000,000.00	097		21	0100	15,000,000.00
072		2122	1037	12,262,318,202.00	12,526,963,000.00	-264,644,798.00	011		2122	0077	-25,000,000.00
							072	019	2021	1037	-1,000,000.00
							072	019	2122	1037	-99,617,397.00
							072		X	1027	-30,000,000.00
							072	075	2122	1037	-109,027,401.00
072	075	2122	1037	109,027,401.00	0.00	109,027,401.00	072		2122	1037	109,027,401.00
077		X	4483	-131,147,813.84	0.00	-131,147,813.84	077		2123	4483	-130,147,813.84
							077		2125	4483	-1,000,000.00
077		2123	4483	258,281,574.38	128,133,760.54	130,147,813.84	077		X	4483	130,147,813.84
077		2125	4483	1,000,000.00	0.00	1,000,000.00	077		X	4483	1,000,000.00
011	097	21	1081	3,038,824.30	0.00	3,038,824.30	011		21	1081	3,038,824.30
011	097	2122	1081	1,611,733.00	0.00	1,611,733.00	011		2122	1081	1,611,733.00

Footnotes

Table 1 - Appropriations and Appropriation Transfers - International Assistance Programs

AID	ATA	Period of Availability	MAIN	Net Appropriations and Appropriation Transfers	Appropriation Amount	Net Appropriation Transfers	AID Involved	ATA Involved	Period of Availability Involved	MAIN Involved	Amount From or To (-)
011	097	21	1082	4,288,773,323.00	0.00	4,288,773,323.00	011		21	1082	4,288,773,323.00
011	097	2122	1082	230,774,000.00	0.00	230,774,000.00	011		2122	1082	230,774,000.00
011	097	X	4116	-788,391.53	0.00	-788,391.53	011		X	4116	-788,391.53
011	097	2123	4116	44,069,000.00	0.00	44,069,000.00	011		2123	4116	44,069,000.00
Total				67,920,902,011.51	67,907,602,011.51	13,300,000.00					13,300,000.00

This Page Left Blank Intentionally

Appropriations, Outlays, and Balances - Continued

Appropriation or Fund Account Title	Account Symbol				Balances, Beginning of Fiscal Year	Appropriations and Other Obligational Authority ¹	Transfers Borrowings and Investment (Net) ²	Outlays (Net)	Balances Withdrawn and Other Transactions ³	Balances, End of Fiscal Year	
	Period of Availability	ATA	AID	MAIN							SUB
National Aeronautics and Space Administration											
General Fund Accounts											
Office of Inspector General, National Aeronautics and Space Administration											
Fund Resources:											
Undisbursed Funds	2021-2022		080	0109	000	-----	500,000.00	-----	23,500.00	-----	476,500.00
	2021					-----	43,700,000.00	-----	35,368,015.53	-----	8,331,984.47
	2020-2021					481,100.00	-----	-----	340,547.12	-----	140,552.88
	2020					5,716,676.37	-----	-----	5,091,560.49	-----	625,115.88
	2019-2020					39,082.98	-----	-----	23,199.16	-----	15,883.82
	2019					940,267.90	-----	-----	57,379.53	-----	882,888.37
	2018-2019					63,948.22	-----	-----	-----	-----	63,948.22
	2018					534,878.02	-----	-----	-----	-----	534,878.02
	2017-2018					14,478.88	-----	-----	-----	-----	14,478.88
	2017					151,869.28	-----	-----	-----	-----	151,869.28
	2016-2017					19,056.26	-----	-----	-----	-----	19,056.26
	2016					198,918.71	-----	-----	-----	198,918.71	-----
	2015-2016					11,289.83	-----	-----	-----	11,289.83	-----
	Subtotal		080	0109	000	8,171,566.45	44,200,000.00	-----	40,904,201.83	210,208.54	11,257,156.08
Human Space Flight, National Aeronautics and Space Administration											
Fund Resources:											
Undisbursed Funds	2003-2005		080	0111	000	458,170.36	-----	-----	-----	-----	⁴ 458,170.36
	2003-2004					9,658,940.11	-----	-----	-----	-----	⁴ 9,658,940.11
	2002-2004					184,874.17	-----	-----	-----	-----	⁴ 184,874.17
	Subtotal		080	0111	000	10,301,984.64	-----	-----	-----	-----	10,301,984.64
Space Flight Capabilities, National Aeronautics and Space Administration											
Fund Resources:											
Undisbursed Funds	2021-2022		080	0115	000	-----	3,986,860,000.00	-----	⁵ 2,065,258,118.17	-----	1,921,601,881.83
	2020-2021					1,781,328,803.27	-----	-----	1,701,051,258.37	-----	80,277,544.90
	2019-2020					134,470,826.70	-----	-----	110,868,613.72	-----	23,602,212.98
	2018-2019					406,756,688.03	-----	-----	14,357,712.95	-----	392,398,975.08
	2017-2018					113,673,451.67	-----	-----	8,932,614.76	-----	104,740,836.91
	2016-2017					2,171,914.55	-----	-----	526,435.81	-----	1,645,478.74
	2015-2016					2,996,559.91	-----	-----	199,873.31	2,796,686.60	-----
	2013-2014					680,936.58	-----	-----	-----	-----	⁴ 680,936.58
	2012-2013					40,560.11	-----	-----	-----	-----	⁴ 40,560.11
	2011-2012					16,760,746.86	-----	-----	-6,313.78	-----	⁴ 16,767,060.64
	2010-2011					31,975.59	-----	-----	-5,419.46	-----	⁴ 37,395.05
	2008-2010					23,085.49	-----	-----	-----	-----	⁴ 23,085.49
	2008-2009					5,465,349.66	-----	-----	-1,685.24	-----	⁴ 5,467,034.90
	2007-2009					0.54	-----	-----	-----	-----	⁴ 0.54
	2007-2008					4,551,784.95	-----	-----	-----	-----	⁴ 4,551,784.95
	2006-2008					994,573.04	-----	-----	-----	-----	⁴ 994,573.04

Footnotes at End of Chapter

Appropriations, Outlays, and Balances - Continued

Appropriation or Fund Account Title	Account Symbol				Balances, Beginning of Fiscal Year	Appropriations and Other Obligational Authority ¹	Transfers Borrowings and Investment (Net) ²	Outlays (Net)	Balances Withdrawn and Other Transactions ³	Balances, End of Fiscal Year	
	Period of Availability	ATA	AID	MAIN							SUB
	2006-2007				9,236,996.51	-----	-----	-----	-----	⁴ 9,236,996.51	
	2005-2007				676,601.13	-----	-----	-----	-----	⁴ 676,601.13	
	2005-2006				13,768,522.52	-----	-----	-----	-----	⁴ 13,768,522.52	
	2004-2006				291,685.19	-----	-----	-----	-----	⁴ 291,685.19	
	2004-2005				18,441,281.53	-----	-----	-----	-----	⁴ 18,441,281.53	
	No Year				1,994,467.29	-----	-----	410,176.64	-----	1,584,290.65	
	Subtotal		080	0115	000	2,514,356,811.12	3,986,860,000.00	-----	3,901,591,385.25	2,796,686.60	2,596,828,739.27
Science, National Aeronautics and Space Administration Fund Resources:											
Undisbursed Funds	2021-2022		080	0120	000	-----	7,297,310,000.00	-----	⁶ 2,639,147,432.68	-----	4,658,162,567.32
	2020-2021					4,234,210,552.99	-----	-----	⁷ 3,362,634,080.86	-----	871,576,472.13
	2019-2020					942,689,964.51	-----	-----	633,003,986.08	-----	309,685,978.43
	2018-2019					192,774,634.93	-----	-----	98,247,907.58	-----	94,526,727.35
	2017-2018					47,055,738.71	-----	-----	28,465,102.13	-----	18,590,636.58
	2016-2017					18,089,979.14	-----	-----	2,371,524.79	-----	15,718,454.35
	2015-2016					12,013,854.28	-----	-----	3,580,316.73	8,433,537.55	-----
	No Year					124,376.20	-----	-----	-----	-----	124,376.20
	Subtotal		080	0120	000	5,446,959,100.76	7,297,310,000.00	-----	6,767,450,350.85	8,433,537.55	5,968,385,212.36
Safety, Security and Mission Services, National Aeronautics and Space Administration Fund Resources:											
Undisbursed Funds	2021-2023		080	0122	000	-----	-----	-----	-45,331,593.69	-----	45,331,593.69
	2021-2022					-----	2,936,500,000.00	-----	⁸ 2,254,968,297.42	-----	681,531,702.58
	2020-2022					58,840,367.64	-----	-----	23,456,197.82	-----	35,384,169.82
	2020-2021					772,058,503.92	-----	-----	⁹ 672,106,403.12	-----	99,952,100.80
	2019-2021					51,852,642.27	-----	-----	29,598,316.07	-----	22,254,326.20
	2019-2020					84,849,720.10	-----	-----	64,940,962.15	-----	19,908,757.95
	2018-2020					4,969,870.53	-----	-----	4,447,331.74	-----	522,538.79
	2018-2019					100,662,139.29	-----	-----	26,413,133.96	-----	74,249,005.33
	2017-2019					531,759.76	-----	-----	526,759.76	-----	5,000.00
	2017-2018					16,052,254.01	-----	-----	9,963,641.68	-----	6,088,612.33
	2016-2018					18,193.80	-----	-----	18,193.80	-----	-----
	2016-2017					7,133,245.94	-----	-----	2,627,432.90	-----	4,505,813.04
	2015-2017					11.00	-----	-----	-----	-----	11.00
	2015-2016					4,353,925.14	-----	-----	973,064.04	3,380,861.10	-----
	No Year					144,116,570.95	-----	-----	-20,368,070.63	-----	164,484,641.58
	Subtotal		080	0122	000	1,245,439,204.35	2,936,500,000.00	-----	3,024,340,070.14	3,380,861.10	1,154,218,273.11
Exploration, National Aeronautics and Space Administration Fund Resources:											
Undisbursed Funds	2021-2022		080	0124	000	-----	6,511,500,000.00	-----	¹⁰ 3,690,536,923.05	-----	2,820,963,076.95
	2020-2021					2,512,820,174.88	-----	7,000,000.00	¹¹ 2,355,823,023.70	-----	163,997,151.18
	2019-2020					137,370,298.72	-----	-----	74,919,773.15	-----	62,450,525.57
	2018-2019					235,544,031.38	-----	-----	106,576,898.04	-----	128,967,133.34
	2017-2018					3,502,760.12	-----	-----	1,108,870.53	-----	2,393,889.59

Footnotes at End of Chapter

Appropriations, Outlays, and Balances - Continued

Appropriation or Fund Account Title	Account Symbol				Balances, Beginning of Fiscal Year	Appropriations and Other Obligational Authority ¹	Transfers Borrowings and Investment (Net) ²	Outlays (Net)	Balances Withdrawn and Other Transactions ³	Balances, End of Fiscal Year	
	Period of Availability	ATA	AID	MAIN SUB							
	2016-2017				1,645,131.41	-----	-----	-127,100.66	-----	1,772,232.07	
	2015-2016				3,456,698.83	-----	-----	292,854.04	3,163,844.79	-----	
	2013-2014				1,728,366.48	-----	-----	217.58	-----	⁴ 1,728,148.90	
	2012-2013				1,599,055.01	-----	-----	-----	-----	⁴ 1,599,055.01	
	2011-2012				264,134.39	-----	-----	-1,437.08	-----	⁴ 265,571.47	
	2010-2011				2,778,330.96	-----	-----	-----	-----	⁴ 2,778,330.96	
	No Year				452,720.71	-----	-----	-----	-----	452,720.71	
	Subtotal		080	0124	000	2,901,161,702.89	6,511,500,000.00	7,000,000.00	6,229,130,022.35	3,163,844.79	3,187,367,835.75
Aeronautics, National Aeronautics and Space Administration Fund Resources:											
Undisbursed Funds											
	2021-2022		080	0126	000	-----	828,700,000.00	-----	¹² 469,937,720.01	-----	358,762,279.99
	2020-2021				305,526,045.47	-----	-----	¹³ 245,491,079.77	-----	-----	60,034,965.70
	2019-2020				65,943,362.87	-----	-----	41,329,482.06	-----	-----	24,613,880.81
	2018-2019				8,907,064.46	-----	-----	4,227,073.47	-----	-----	4,679,990.99
	2017-2018				4,066,145.80	-----	-----	1,381,317.98	-----	-----	2,684,827.82
	2016-2017				2,260,044.11	-----	-----	93,666.03	-----	-----	2,166,378.08
	2015-2016				2,984,516.11	-----	-----	296,432.21	2,688,083.90	-----	-----
	Subtotal		080	0126	000	389,687,178.82	828,700,000.00	-----	762,756,771.53	2,688,083.90	452,942,323.39
Science, Technology, Engineering, and Mathematics Engagement, National Aeronautics and Space Administration Fund Resources:											
Undisbursed Funds											
	2021-2022		080	0128	000	-----	127,000,000.00	-----	15,375,719.31	-----	111,624,280.69
	2020-2021				105,941,018.32	-----	-----	62,473,041.46	-----	-----	43,467,976.86
	2019-2020				44,046,065.56	-----	-----	28,014,456.03	-----	-----	16,031,609.53
	2018-2019				13,079,512.18	-----	-----	7,257,235.68	-----	-----	5,822,276.50
	2017-2018				5,500,689.89	-----	-----	2,688,279.17	-----	-----	2,812,410.72
	2016-2017				3,393,313.42	-----	-----	1,476,585.01	-----	-----	1,916,728.41
	2015-2016				1,329,091.30	-----	-----	435,521.66	893,569.64	-----	-----
	Subtotal		080	0128	000	173,289,690.67	127,000,000.00	-----	117,720,838.32	893,569.64	181,675,282.71
Construction and Environmental Compliance and Restoration, National Aeronautics and Space Administration Fund Resources:											
Undisbursed Funds											
	2021-2026		080	0130	000	-----	439,208,000.00	-----	10,634,134.40	-----	428,573,865.60
	2021-2025				-----	-----	-----	-17,648,620.00	-----	-----	17,648,620.00
	2020-2025				421,007,998.27	-----	-----	-7,000,000.00	88,892,639.40	-----	325,115,358.87
	2020-2024				18,822,185.48	-----	-----	-----	5,748,916.39	-----	13,073,269.09
	2019-2024				252,198,118.68	-----	-----	-----	120,588,825.10	-----	131,609,293.58
	2019-2023				9,671,806.08	-----	-----	-----	3,180,759.27	-----	6,491,046.81
	2018-2023				188,578,343.13	-----	-----	-----	80,016,556.26	-----	108,561,786.87
	2018-2022				4,911,719.09	-----	-----	-----	2,540,260.32	-----	2,371,458.77
	2017-2022				67,324,347.25	-----	-----	-----	30,167,710.80	-----	37,156,636.45
	2017-2021				1,844,007.38	-----	-----	-----	125,785.00	-----	1,718,222.38
	2016-2021				31,106,094.12	-----	-----	-----	12,536,706.39	-----	18,569,387.73
	2016-2020				1,115,927.26	-----	-----	-----	548,812.29	-----	567,114.97

Footnotes at End of Chapter

Appropriations, Outlays, and Balances - Continued

Appropriation or Fund Account Title	Account Symbol				Balances, Beginning of Fiscal Year	Appropriations and Other Obligational Authority ¹	Transfers Borrowings and Investment (Net) ²	Outlays (Net)	Balances Withdrawn and Other Transactions ³	Balances, End of Fiscal Year	
	Period of Availability	ATA	AID	MAIN							SUB
	2015-2020				4,903,598.99	-----	-----	2,294,046.80	-----	2,609,552.19	
	2015-2019				116,807.40	-----	-----	116,807.40	-----	-----	
	2014-2019				4,036,541.80	-----	-----	243,908.52	-----	3,792,633.28	
	2014-2018				149,359.54	-----	-----	45,697.13	-----	103,662.41	
	2013-2018				2,578,137.20	-----	-----	549,669.13	-----	2,028,468.07	
	2013-2017				0.01	-----	-----	0.01	-----	-----	
	2012-2017				1,738,855.98	-----	-----	-1,128.62	-----	1,739,984.60	
	2012-2016				0.01	-----	-----	0.01	-----	-----	
	2011-2016				695,577.78	-----	-----	161,317.63	534,260.15	-----	
	No Year				98,736,106.78	-----	-----	34,777,755.05	-----	63,958,351.73	
	Subtotal		080	0130	000	1,109,535,532.23	439,208,000.00	-7,000,000.00	375,520,558.68	534,260.15	1,165,688,713.40
Space Technology, National Aeronautics and Space Administration											
Fund Resources:											
Undisbursed Funds											
	2021-2022		080	0131	000	-----	1,099,500,000.00	-----	¹⁴ 500,918,595.04	-----	598,581,404.96
	2020-2021					625,282,297.04	-----	¹⁵ 444,992,595.83	-----	180,289,701.21	
	2019-2020					139,957,167.87	-----	105,150,698.03	-----	34,806,469.84	
	2018-2019					22,906,187.93	-----	12,280,700.53	-----	10,625,487.40	
	2017-2018					7,871,751.63	-----	2,369,578.04	-----	5,502,173.59	
	2016-2017					3,984,599.42	-----	619,127.70	-----	3,365,471.72	
	2015-2016					4,092,231.64	-----	46,941.71	4,045,289.93	-----	
	No Year					7,380,000.00	500,000.00	545,000.00	-----	7,335,000.00	
	Subtotal		080	0131	000	811,474,235.53	1,100,000,000.00	-----	1,066,923,236.88	4,045,289.93	840,505,708.72
Intragovernmental Funds											
Working Capital Fund, National Aeronautics and Space Administration											
Fund Resources:											
Undisbursed Funds											
	No Year		080	4546	000	268,363,295.67	-----	-----	-34,780,792.46	-----	303,144,088.13
Trust Fund Accounts											
Endeavor Teacher Fellowship Trust Fund, National Aeronautics and Space											
Administration											
Fund Resources:											
Undisbursed Funds											
	No Year		080	8550	000	64,183.35	300.81	-111.73	-----	-----	64,372.43
Unrealized Discount on Investments											
						-206.27	-----	111.73	-----	-----	-94.54
Investments in US Treasury Securities											
						340,000.00	-----	-----	-----	-----	340,000.00
	Subtotal		080	8550	000	403,977.08	300.81	-----	-----	-----	404,277.89
National Space Grant Program, National Aeronautics and Space											
Administration											
Fund Resources:											
Undisbursed Funds											
	No Year		080	8977	000	108,132.62	-----	-----	108,132.62	-----	-----
Science, Space and Technology Education Trust Fund, National											
Aeronautics and Space Administration											
Fund Resources:											
Undisbursed Funds											
	No Year		080	8978	000	662,301.16	569,861.24	-398,592.19	750,000.00	-----	83,570.21
Unrealized Discount on Investments											
						-88.96	-----	-9,334.03	-----	-----	-9,422.99
Investments in US Treasury Securities											
						14,719,207.91	-----	407,926.22	-----	-----	15,127,134.13

Footnotes at End of Chapter

Appropriations, Outlays, and Balances - Continued

Appropriation or Fund Account Title	Account Symbol				Balances, Beginning of Fiscal Year	Appropriations and Other Obligational Authority ¹	Transfers Borrowings and Investment (Net) ²	Outlays (Net)	Balances Withdrawn and Other Transactions ³	Balances, End of Fiscal Year	
	Period of Availability	ATA	AID	MAIN							SUB
Subtotal			080	8978	000	15,381,420.11	569,861.24	0.00	750,000.00	-----	15,201,281.35
Gifts and Donations, National Aeronautics and Space Administration Fund Resources:											
Undisbursed Funds	No Year		080	8980	000	602,569.91	800.00	-----	50,000.00	-----	553,369.91
Deductions for Offsetting Receipts											
Proprietary Receipts from the Public						-----	-2,028,474.13	-----	-2,028,474.13	-----	-----
Intrabudgetary Receipts Deducted by Agency						-----	-1,637,074.18	-----	-1,637,074.18	-----	-----
Total, Offsetting Receipts						-----	-3,665,548.31	-----	-3,665,548.31	-----	-----
Total, National Aeronautics and Space Administration						14,895,236,402.85	23,268,183,413.74	0.00	22,248,799,227.68	26,146,342.20	15,888,474,246.71

Footnotes at End of Chapter

Appropriations, Outlays, and Balances - Continued

Footnotes

- 1 The amounts in this column, unless otherwise footnoted, represent appropriations, increases and rescissions in borrowing authority or new contract authority. Appropriation accounts with appropriation transfer activity are presented in Table 1 (Appropriations and Appropriation Transfers) at the end of this chapter.
- 2 The amounts in this column, unless otherwise footnoted, represent transfers - other than appropriation transfers, borrowings (gross), investments (net), unrealized discounts or funds held outside the Treasury.
- 3 The amounts in this column, unless otherwise footnoted, represent obligated balances canceled for fiscal year 2016 pursuant to 31 U.S.C. 1553 and adjustments to borrowing and contract authority.
- 4 Pursuant to Public Law # 114-113, 129 Stat. 2318, the balance for this account has been extended beyond the normal period of availability to liquidate obligations.
- 5 Includes \$183,577.89 which represents payment for obligations of a closed account.
- 6 Includes \$55,950.37 which represents payment for obligations of a closed account.
- 7 Includes \$5,367.00 which represents payment for obligations of a closed account.
- 8 Includes \$135,458.09 which represents payment for obligations of a closed account.
- 9 Includes \$213,819.14 which represents payment for obligations of a closed account.
- 10 Includes \$686,782.01 which represents payment for obligations of a closed account.
- 11 Includes \$204,785.98 which represents payment for obligations of a closed account.
- 12 Includes \$18,221.45 which represents payment for obligations of a closed account.
- 13 Includes \$10,915.54 which represents payment for obligations of a closed account.
- 14 Includes \$22,809.81 which represents payment for obligations of a closed account.
- 15 Includes \$5.73 which represents payment for obligations of a closed account.

Footnotes

Table 1 - Appropriations and Appropriation Transfers - National Aeronautics and Space Administration

AID	ATA	Period of Availability	MAIN	Net Appropriations and Appropriation Transfers	Appropriation Amount	Net Appropriation Transfers	AID Involved	ATA Involved	Period of Availability Involved	MAIN Involved	Amount From or To (-)
080		2122	0115	3,986,860,000.00	3,988,200,000.00	-1,340,000.00	080		2126	0130	-1,340,000.00
080		2122	0120	7,297,310,000.00	7,301,000,000.00	-3,690,000.00	080		2126	0130	-3,690,000.00
080		2122	0124	6,511,500,000.00	6,555,400,000.00	-43,900,000.00	080		2126	0130	-43,900,000.00
080		2126	0130	439,208,000.00	390,278,000.00	48,930,000.00	080		2122	0115	1,340,000.00
							080		2122	0120	3,690,000.00
							080		2122	0124	43,900,000.00
080		X	0131	500,000.00	0.00	500,000.00	080		2122	0131	500,000.00
080		2122	0131	1,099,500,000.00	1,100,000,000.00	-500,000.00	080		X	0131	-500,000.00
Total				19,334,878,000.00	19,334,878,000.00	-----					-----

This Page Left Blank Intentionally

Appropriations, Outlays, and Balances - Continued

Appropriation or Fund Account Title	Account Symbol				Balances, Beginning of Fiscal Year	Appropriations and Other Obligational Authority ¹	Transfers Borrowings and Investment (Net) ²	Outlays (Net)	Balances Withdrawn and Other Transactions ³	Balances, End of Fiscal Year	
	Period of Availability	ATA	AID	MAIN							SUB
National Science Foundation											
General Fund Accounts											
Research and Related Activities, National Science Foundation											
Fund Resources:											
Undisbursed Funds	2021-2022		049	0100	000	-----	6,862,529,000.00	-----	614,734,066.45	-----	6,247,794,933.55
	2020-2021					5,698,533,516.90	-----	-----	2,045,675,882.77	-----	3,652,857,634.13
	2019-2020					3,385,568,826.73	-----	-----	1,409,844,054.09	-----	1,975,724,772.64
	2018-2019					1,652,350,650.38	-----	-----	798,091,903.97	-----	854,258,746.41
	2017-2018					754,757,182.86	-----	-----	399,843,287.55	-----	354,913,895.31
	2016-2017					291,749,841.69	-----	-----	152,056,555.37	-----	139,693,286.32
	2015-2016					129,346,895.94	-----	-----	66,840,597.56	62,506,298.38	-----
	No Year					593,013,694.49	484,950,000.00	-----	398,549,166.58	-----	679,414,527.91
	Subtotal		049	0100	000	12,505,320,608.99	7,347,479,000.00	-----	5,885,635,514.34	62,506,298.38	13,904,657,796.27
Education and Human Resources, National Science Foundation											
Fund Resources:											
Undisbursed Funds	2021-2022		049	0106	000	-----	1,029,000,000.00	-----	28,002,336.94	-----	1,000,997,663.06
	2020-2021					907,010,195.23	-----	-----	252,233,756.84	-----	654,776,438.39
	2019-2020					619,518,513.49	-----	-----	238,198,952.85	-----	381,319,560.64
	2018-2019					345,602,692.34	-----	-----	143,652,665.15	-----	201,950,027.19
	2017-2018					165,280,119.56	-----	-----	70,022,182.08	-----	95,257,937.48
	2016-2017					86,464,655.76	-----	-----	39,852,570.24	-----	46,612,085.52
	2015-2016					48,140,891.82	-----	-----	23,208,865.59	24,932,026.23	-----
	No Year					33,310,913.19	-----	-----	5,574,784.90	-----	27,736,128.29
	Subtotal		049	0106	000	2,205,327,981.39	1,029,000,000.00	-----	800,746,114.59	24,932,026.23	2,408,649,840.57
Agency Operations and Award Management, National Science Foundation											
Fund Resources:											
Undisbursed Funds	2021-2022		049	0180	000	-----	41,290,000.00	-----	37,780,050.39	-----	3,509,949.61
	2021					-----	345,640,000.00	-----	267,772,258.08	-----	77,867,741.92
	2020-2021					19,850,000.00	-----	-----	12,959,255.69	-----	6,890,744.31
	2020					47,924,277.44	-----	-----	43,601,758.54	-----	4,322,518.90
	2019					5,140,071.14	-----	-----	1,847,529.69	-----	3,292,541.45
	2018					2,428,975.72	-----	-----	-9,553.32	-----	2,438,529.04
	2017					1,666,660.06	-----	-----	-31,328.11	-----	1,697,988.17
	2016					3,457,151.30	-----	-----	-75,600.00	3,532,751.30	-----
	No Year					271,487.54	-----	-----	-----	-----	271,487.54
	Subtotal		049	0180	000	80,738,623.20	386,930,000.00	-----	363,844,370.96	3,532,751.30	100,291,500.94
Office of Inspector General, National Science Foundation											
Fund Resources:											
Undisbursed Funds	2021-2022		049	0300	000	-----	400,000.00	-----	-----	-----	400,000.00
	2021					-----	17,450,000.00	-----	15,048,744.50	-----	2,401,255.50
	2020-2021					400,000.00	-----	-----	365,000.00	-----	35,000.00
	2020					1,072,886.12	-----	-----	939,385.76	-----	133,500.36
	2019-2020					23,136.73	-----	-----	612.28	-----	22,524.45
	2019					94,754.45	-----	-----	1,179.95	-----	93,574.50

Footnotes at End of Chapter

Appropriations, Outlays, and Balances - Continued

Appropriation or Fund Account Title	Account Symbol				Balances, Beginning of Fiscal Year	Appropriations and Other Obligational Authority ¹	Transfers Borrowings and Investment (Net) ²	Outlays (Net)	Balances Withdrawn and Other Transactions ³	Balances, End of Fiscal Year
	Period of Availability	ATA	AID	MAIN						
	2018-2019				8,124.59	-----	-----	-----	-----	8,124.59
	2018				370,568.34	-----	-----	-----	-----	370,568.34
	2017-2018				98,429.61	-----	-----	-----	-----	98,429.61
	2017				532,677.90	-----	-----	68.46	-----	532,609.44
	2016-2017				117.00	-----	-----	-----	-----	117.00
	2016				728,048.48	-----	-----	-----	728,048.48	-----
	2015-2016				242,053.92	-----	-----	-----	242,053.92	-----
	Subtotal	049	0300	000	3,570,797.14	17,850,000.00	-----	16,354,990.95	970,102.40	4,095,703.79
Office of the National Science Board, National Science Foundation Fund Resources:										
Undisbursed Funds	2021	049	0350	000	-----	4,500,000.00	-----	3,261,459.64	-----	1,238,540.36
	2020				1,104,784.90	-----	-----	970,226.83	-----	134,558.07
	2019				229,130.63	-----	-----	107,403.62	-----	121,727.01
	2018				106,124.24	-----	-----	-----	-----	106,124.24
	2017				117,342.76	-----	-----	-----	-----	117,342.76
	2016				108,928.51	-----	-----	-----	108,928.51	-----
	Subtotal	049	0350	000	1,666,311.04	4,500,000.00	-----	4,339,090.09	108,928.51	1,718,292.44
Major Research Equipment and Facilities Construction, National Science Foundation Fund Resources:										
Undisbursed Funds	2021-2022	049	0551	000	-----	60,000,000.00	-----	7,635,534.26	-----	52,364,465.74
	2017-2018				0.54	-----	-----	-----	-----	0.54
	No Year				552,128,559.65	241,000,000.00	-----	144,965,827.35	-----	648,162,732.30
	Subtotal	049	0551	000	552,128,560.19	301,000,000.00	-----	152,601,361.61	-----	700,527,198.58
Special Fund Accounts										
Salaries and Expenses, H-1B Funded, Education and Human Resources, National Science Foundation Fund Resources:										
Undisbursed Funds	No Year	049	5176	000	632,023,298.28	222,484,967.00	-----	121,784,968.99	* 60,000,000.00	672,723,296.29
Trust Fund Accounts										
Donations, National Science Foundation Fund Resources:										
Undisbursed Funds	No Year	049	8960	000	58,313,387.57	32,242,213.72	26,555,608.51	44,473,506.18	-----	72,637,703.62
Funds Held Outside the Treasury					26,555,608.51	-----	-26,555,608.51	-----	-----	-----
	Subtotal	049	8960	000	84,868,996.08	32,242,213.72	-----	44,473,506.18	-----	72,637,703.62
Deductions for Offsetting Receipts										
Proprietary Receipts from the Public					-----	-35,402,986.20	-----	-35,402,986.20	-----	-----
Total, Offsetting Receipts					-----	-35,402,986.20	-----	-35,402,986.20	-----	-----
Total, National Science Foundation					16,065,645,176.31	9,306,083,194.52	-----	7,354,376,931.51	152,050,106.82	17,865,301,332.50

Footnotes at End of Chapter

Footnotes

- 1 The amounts in this column, unless otherwise footnoted, represent appropriations, increases and rescissions in borrowing authority or new contract authority. Appropriation accounts with appropriation transfer activity are presented in Table 1 (Appropriations and Appropriation Transfers) at the end of this chapter.
- 2 The amounts in this column, unless otherwise footnoted, represent transfers - other than appropriation transfers, borrowings (gross), investments (net), unrealized discounts or funds held outside the Treasury.
- 3 The amounts in this column, unless otherwise footnoted, represent obligated balances canceled for fiscal year 2016 pursuant to 31 U.S.C. 1553 and adjustments to borrowing and contract authority.
- 4 Represents capital transfer to miscellaneous receipts.

Appropriations, Outlays, and Balances - Continued

Footnotes

Table 1 - Appropriations and Appropriation Transfers - National Science Foundation

AID	ATA	Period of Availability	MAIN	Net Appropriations and Appropriation Transfers	Appropriation Amount	Net Appropriation Transfers	AID Involved	ATA Involved	Period of Availability Involved	MAIN Involved	Amount From or To (-)
049		X	0100	484,950,000.00	0.00	484,950,000.00	049		2122	0100	484,950,000.00
049		2122	0100	6,862,529,000.00	7,376,769,000.00	-514,240,000.00	049		X	0100	-484,950,000.00
049		2122	0180	41,290,000.00	12,000,000.00	29,290,000.00	049		2122	0180	-29,290,000.00
049		2122	0100	41,290,000.00	12,000,000.00	29,290,000.00	049		2122	0100	29,290,000.00
Total				7,388,769,000.00	7,388,769,000.00	-----					-----

Appropriations, Outlays, and Balances - Continued

Appropriation or Fund Account Title	Account Symbol				Balances, Beginning of Fiscal Year	Appropriations and Other Obligational Authority ¹	Transfers Borrowings and Investment (Net) ²	Outlays (Net)	Balances Withdrawn and Other Transactions ³	Balances, End of Fiscal Year	
	Period of Availability	ATA	AID	MAIN							SUB
Office of Personnel Management											
General Fund Accounts											
Salaries and Expenses, Office of Personnel Management											
Fund Resources:											
Undisbursed Funds	2021-2022		024	0100	000	-----	-----	-----	-31,000.00	-----	31,000.00
	2021					-----	151,130,000.00	-----	79,199,196.91	-----	71,930,803.09
	2020-2021					6,642,261.59	-----	-----	5,171,890.94	-----	1,470,370.65
	2020					9,407,070.31	-----	-3,463,600.00	7,886,752.89	-----	⁴ -1,943,282.58
	2019-2020					8,648,858.33	-----	-----	5,349,619.55	-----	3,299,238.78
	2019					5,789,611.06	-----	-----	2,374,484.25	-----	3,415,126.81
	2018-2019					422,702.45	-----	-----	14,580.61	-----	408,121.84
	2018					6,727,282.57	-----	-----	-44,807.21	-----	6,772,089.78
	2017-2018					1,349,520.87	-----	-----	410,738.93	-----	938,781.94
	2017					4,722,250.52	-----	-----	-310,653.99	-----	5,032,904.51
	2016-2017					42,317.60	-----	-----	-----	-----	42,317.60
	2016					4,064,553.23	-----	-----	158,506.21	3,906,047.02	-----
	2015-2016					101,632.13	-----	-----	-----	101,632.13	-----
	No Year					6,069,992.95	9,000,000.00	3,463,600.00	734,514.39	-----	17,799,078.56
	Subtotal		024	0100	000	53,988,053.61	160,130,000.00	-----	100,913,823.48	4,007,679.15	109,196,550.98
Payment to Civil Service Retirement and Disability Fund, Office of Personnel Management											
Fund Resources:											
Undisbursed Funds	2021		024	0200	000	-----	45,975,384,414.00	-----	45,975,384,414.00	-----	-----
Government Payment for Annuitants, Employees' Health Benefits, Office of Personnel Management											
Fund Resources:											
Undisbursed Funds	No Year		024	0206	000	1,511,247,404.18	13,595,334,007.83	-----	13,523,177,892.09	-----	1,583,403,519.92
Salaries and Expenses, Office of Inspector General, Office of Personnel Management											
Fund Resources:											
Undisbursed Funds	2021		024	0400	000	-----	5,000,000.00	-----	2,563,684.42	-----	2,436,315.58
	2020					863,461.80	-----	-----	768,452.11	-----	95,009.69
	2019					54,438.76	-----	-----	-43,086.52	-----	97,525.28
	2018					94,221.38	-----	-----	28,394.84	-----	65,826.54
	2017					155,612.40	-----	-----	-1,035.95	-----	156,648.35
	2016					41,039.39	-----	-----	-----	41,039.39	-----
	Subtotal		024	0400	000	1,208,773.73	5,000,000.00	-----	3,316,408.90	41,039.39	2,851,325.44
Government Payment for Annuitants, Employee Life Insurance Benefits, Office of Personnel Management											
Fund Resources:											
Undisbursed Funds	No Year		024	0500	000	5,237,770.61	40,637,666.37	-----	40,707,937.17	-----	5,167,499.81
OPM Building Delegation Fund, Office of Personnel Management											
Fund Resources:											
Undisbursed Funds	No Year		024	0600	000	10,188,378.85	-----	-----	1,118,352.52	-----	9,070,026.33

Footnotes at End of Chapter

Appropriations, Outlays, and Balances - Continued

Appropriation or Fund Account Title	Account Symbol				Balances, Beginning of Fiscal Year	Appropriations and Other Obligational Authority ¹	Transfers Borrowings and Investment (Net) ²	Outlays (Net)	Balances Withdrawn and Other Transactions ³	Balances, End of Fiscal Year	
	Period of Availability	ATA	AID	MAIN							SUB
Flexible Benefits Plan Reserve, Office of Personnel Management Fund Resources: Undisbursed Funds	No Year		024	0800	000	84,965,049.42	-----	-----	7,942,893.48	-----	77,022,155.94
Emergency Federal Employee Leave Fund, Office of Personnel Management Fund Resources: Undisbursed Funds	2021-2022		024	0806	000	-----	570,000,000.00	-----	299,583,755.52	-----	270,416,244.48
Special Fund Accounts											
Postal Service Contributions for Retiree Health Benefits, Office of Personnel Management Fund Resources: Undisbursed Funds	No Year		024	5391	000	81,264.57	1,020,827,122.83	3,019,119,000.00	4,039,926,802.81	-----	100,584.59
Investments in US Treasury Securities						41,867,961,000.00	-----	-3,019,119,000.00	-----	-----	38,848,842,000.00
	Subtotal		024	5391	000	41,868,042,264.57	1,020,827,122.83	-----	4,039,926,802.81	-----	38,848,942,584.59
Intragovernmental Funds											
Revolving Fund, Undistributed SIBAC Chargebacks for Washington, DC, Office of Personnel Management Fund Resources: Undisbursed Funds	No Year		024	4571	024	483,009,248.60	-----	-58,182,249.48	282,285.21	-----	424,544,713.91
Trust Fund Accounts											
Civil Service Retirement and Disability Fund, Office of Personnel Management Fund Resources: Undisbursed Funds	No Year		024	8135	000	21,384,081.62	116,593,497,328.83	36,237,214,000.00	92,346,640,483.30	-----	60,505,454,927.15
Investments in US Treasury Securities						962,083,238,000.00	-----	-36,237,214,000.00	-----	-----	925,846,024,000.00
	Subtotal		024	8135	000	962,104,622,081.62	116,593,497,328.83	-----	92,346,640,483.30	-----	986,351,478,927.15
Employees' Life Insurance Fund, Office of Personnel Management Fund Resources: Undisbursed Funds	No Year		024	8424	000	5,640,692.03	-----	-1,018,224,159.64	-1,018,214,377.80	-----	5,630,910.19
Unrealized Discount on Investments						-428,068,778.99	-----	-4,649,738.02	-----	-----	-432,718,517.01
Investments in US Treasury Securities						49,128,580,735.02	-----	1,022,873,897.66	-----	-----	50,151,454,632.68
	Subtotal		024	8424	000	48,706,152,648.06	-----	-----	-1,018,214,377.80	-----	49,724,367,025.86
Employees' Health Benefits Fund, Office of Personnel Management Fund Resources: Undisbursed Funds	No Year		024	8440	000	5,000,000.00	-----	320,541,457.13	320,200,728.40	-----	5,340,728.73
Unrealized Discount on Investments						-239,433,722.69	-----	31,936,468.73	-----	-----	-207,497,253.96
Investments in US Treasury Securities						28,328,181,417.40	-----	-352,477,925.86	-----	-----	27,975,703,491.54
	Subtotal		024	8440	000	28,093,747,694.71	-----	-----	320,200,728.40	-----	27,773,546,966.31
Retired Employees' Health Benefits Fund, Office of Personnel Management Fund Resources: Undisbursed Funds	No Year		024	8445	000	3,159.72	-----	-4,750.16	5,941.81	-----	-7,532.25
Unrealized Discount on Investments						-3,100.15	-----	2,640.60	-----	-----	-459.55
Investments in US Treasury Securities						2,609,422.85	-----	2,109.56	-----	-----	2,611,532.41
	Subtotal		024	8445	000	2,609,482.42	-----	-----	5,941.81	-----	2,603,540.61

Footnotes at End of Chapter

Appropriations, Outlays, and Balances - Continued

Appropriation or Fund Account	Account Symbol					Balances, Beginning of Fiscal Year	Appropriations and Other Obligational Authority ¹	Transfers Borrowings and Investment (Net) ²	Outlays (Net)	Balances Withdrawn and Other Transactions ³	Balances, End of Fiscal Year
Title	Period of Availability	ATA	AID	MAIN	SUB						
Deductions for Offsetting Receipts											
Proprietary Receipts from the Public						-----	-55,009,110.06	-----	-55,009,110.06	-----	-----
Intrabudgetary Receipts Deducted by Agency						-----	-47,034,267,175.94	-----	-47,034,267,175.94	-----	-----
Total, Offsetting Receipts						-----	-47,089,276,286.00	-----	-47,089,276,286.00	-----	-----
Total, Office of Personnel Management						1,082,925,018,850.38	130,871,534,253.86	-58,182,249.48	108,551,711,054.89	4,048,718.54	1,105,182,611,081.33

Footnotes at End of Chapter

Appropriations, Outlays, and Balances - Continued

Footnotes

- 1 The amounts in this column, unless otherwise footnoted, represent appropriations, increases and rescissions in borrowing authority or new contract authority. Appropriation accounts with appropriation transfer activity are presented in Table 1 (Appropriations and Appropriation Transfers) at the end of this chapter.
- 2 The amounts in this column, unless otherwise footnoted, represent transfers - other than appropriation transfers, borrowings (gross), investments (net), unrealized discounts or funds held outside the Treasury.
- 3 The amounts in this column, unless otherwise footnoted, represent obligated balances canceled for fiscal year 2016 pursuant to 31 U.S.C. 1553 and adjustments to borrowing and contract authority.
- 4 Subject to disposition by the administrative agency.

Footnotes

Table 1 - Appropriations and Appropriation Transfers - Office of Personnel Management

AID	ATA	Period of Availability	MAIN	Net Appropriations and Appropriation Transfers	Appropriation Amount	Net Appropriation Transfers	AID Involved	ATA Involved	Period of Availability Involved	MAIN Involved	Amount From or To (-)
024		X	0100	9,000,000.00	0.00	9,000,000.00	024		21	0100	9,000,000.00
024		21	0100	151,130,000.00	160,130,000.00	-9,000,000.00	024		X	0100	-9,000,000.00
Total				160,130,000.00	160,130,000.00	-----					-----

This Page Left Blank Intentionally

Appropriations, Outlays, and Balances - Continued

Appropriation or Fund Account Title	Account Symbol				Balances, Beginning of Fiscal Year	Appropriations and Other Obligational Authority ¹	Transfers Borrowings and Investment (Net) ²	Outlays (Net)	Balances Withdrawn and Other Transactions ³	Balances, End of Fiscal Year	
	Period of Availability	ATA	AID	MAIN							SUB
Small Business Administration											
General Fund Accounts											
Salaries and Expenses, Small Business Administration											
Fund Resources:											
Undisbursed Funds	2021-2022		073	0100	000	-----	6,100,000.00	-----	-600,000.00	-----	6,700,000.00
	2021					-----	258,057,000.00	-----	182,031,105.67	-----	76,025,894.33
	2020-2021					2,060,753,882.10	-----	-----	1,509,995,888.68	-----	550,757,993.42
	2020					75,114,558.44	-----	-----	62,036,611.79	-----	13,077,946.65
	2019-2020					458,010.08	-----	-----	423,069.87	-----	34,940.21
	2019					12,417,497.22	-----	-----	3,000,606.12	-----	9,416,891.10
	2018-2019					2,188,253.30	-----	-----	237,386.32	-----	1,950,866.98
	2018					8,637,210.46	-----	-----	1,348,705.26	-----	7,288,505.20
	2017-2018					41,996.56	-----	-----	-----	-----	41,996.56
	2017					8,254,072.54	-----	-----	1,675.35	-----	8,252,397.19
	2016-2017					279,988.47	-----	-----	-----	-----	279,988.47
	2016					10,279,986.18	-----	-----	1,116,382.10	9,163,604.08	-----
	2015-2016					84,429.22	-----	-----	-----	84,429.22	-----
	No Year					362,956,827.01	890,000,000.00	-----	119,406,292.47	-----	1,133,550,534.54
	Subtotal		073	0100	000	2,541,466,711.58	1,154,157,000.00	-----	1,878,997,723.63	9,248,033.30	1,807,377,954.65
Office of Inspector General, Small Business Administration											
Fund Resources:											
Undisbursed Funds	2020-2024		073	0200	000	24,985,331.69	-24,623,266.92	-----	362,064.77	-----	-----
	2021					-----	22,011,000.00	-----	19,683,226.82	-----	2,327,773.18
	2020					2,706,717.48	-----	-----	2,154,182.71	-----	552,534.77
	2019					1,264,749.68	-----	-----	59,472.93	-----	1,205,276.75
	2018					576,342.49	-----	-----	91,994.59	-----	484,347.90
	2017					1,247,464.28	-----	-----	147,252.45	-----	1,100,211.83
	2016					1,966,898.11	-----	-----	-----	1,966,898.11	-----
	No Year					7,946,487.64	49,623,266.92	-----	3,631,275.78	-----	53,938,478.78
	Subtotal		073	0200	000	40,693,991.37	47,011,000.00	-----	26,129,470.05	1,966,898.11	59,608,623.21
Office of Advocacy, Small Business Administration											
Fund Resources:											
Undisbursed Funds	No Year		073	0300	000	1,615,579.98	9,190,000.00	-----	7,519,607.04	-----	3,285,972.94
Entrepreneurial Development Programs, Small Business Administration											
Fund Resources:											
Undisbursed Funds	2021-2022		073	0400	000	-----	447,000,000.00	-----	22,056,000.79	-----	424,943,999.21
	2020-2021					431,003,900.85	-----	-----	157,992,843.80	-----	273,011,057.05
	2019-2020					69,535,771.26	-----	-----	48,491,468.22	-----	21,044,303.04
	2018-2019					13,898,568.29	-----	-----	5,663,506.81	-----	8,235,061.48
	2017-2018					7,765,079.95	-----	-----	178,870.00	-----	7,586,209.95
	2016-2017					7,846,654.16	-----	-----	-14,982.52	-----	7,861,636.68
	2016					549,377.67	-----	-----	-----	549,377.67	-----
	2015-2016					7,925,031.68	-----	-----	71,320.00	7,853,711.68	-----
	No Year					-----	50,000,000.00	-----	-----	-----	50,000,000.00

Footnotes at End of Chapter

Appropriations, Outlays, and Balances - Continued

Appropriation or Fund Account	Account Symbol					Balances, Beginning of Fiscal Year	Appropriations and Other Obligational Authority ¹	Transfers Borrowings and Investment (Net) ²	Outlays (Net)	Balances Withdrawn and Other Transactions ³	Balances, End of Fiscal Year
Title	Period of Availability	ATA	AID	MAIN	SUB						
	Subtotal		073	0400	000	538,524,383.86	497,000,000.00	-----	234,439,027.10	8,403,089.35	792,682,267.41
Emergency EIDL Grants, Small Business Administration											
Fund Resources:											
Undisbursed Funds	2020-2021		073	0500	000	26,140,774.55	-----	-----	-1,929,648.96	-----	28,070,423.51
	No Year					262,498,778.05	35,000,000,000.00	-----	5,483,771,989.32	-----	29,778,726,788.73
	Subtotal		073	0500	000	288,639,552.60	35,000,000,000.00	-----	5,481,842,340.36	-----	29,806,797,212.24
Shuttered Venue Operators, Small Business Administration											
Fund Resources:											
Undisbursed Funds	No Year		073	0700	000	-----	16,250,000,000.00	-----	9,696,486,665.92	-----	6,553,513,334.08
Restaurant Revitalization Fund, Small Business Administration											
Fund Resources:											
Undisbursed Funds	No Year		073	0800	000	-----	28,600,000,000.00	-----	28,466,758,913.66	-----	133,241,086.34
Disaster Loans Program Account, Small Business Administration											
Fund Resources:											
Undisbursed Funds	2021		073	1152	000	-----	1,578,386,790.00	-----	1,578,386,790.00	-----	-----
	No Year					26,885,264,759.58	628,075,000.00	-----	6,883,241,561.69	-----	20,630,098,197.89
	Subtotal		073	1152	000	26,885,264,759.58	2,206,461,790.00	-----	8,461,628,351.69	-----	20,630,098,197.89
Business Loans Program Account, Small Business Administration											
Fund Resources:											
Undisbursed Funds	2021		073	1154	000	-----	2,214,013,787.00	-----	2,214,013,787.00	-----	-----
	2020-2021					153,635,910,131.22	-146,500,000,000.00	-----	5,245,622,436.76	-----	1,890,287,694.46
	2016					-----	-----	-----	-1,166,469.97	1,166,469.97	-----
	No Year					75,556,117.67	297,145,000,000.00	-----	288,845,136,258.55	-----	8,375,419,859.12
	Subtotal		073	1154	000	153,711,466,248.89	152,859,013,787.00	-----	296,303,606,012.34	1,166,469.97	10,265,707,553.58
Business Loans Program Account - Recovery Act, Small Business Administration											
Fund Resources:											
Undisbursed Funds	2021		073	1156	000	-----	1,504,416.00	-----	1,504,416.00	-----	-----
Information Technology System Modernization and Working Capital Fund, Small Business Administration											
Fund Resources:											
Undisbursed Funds	2021-2024		073	1161	000	-----	6,000,000.00	-----	-----	-----	6,000,000.00
	2020-2023					7,921,710.00	-----	-----	435,485.38	-----	7,486,224.62
	2019-2022					4,209,386.85	-----	-----	3,596,249.89	-----	613,136.96
	Subtotal		073	1161	000	12,131,096.85	6,000,000.00	-----	4,031,735.27	-----	14,099,361.58
Public Enterprise Funds											
Disaster Loan Fund, Liquidating Account, Small Business Administration											
Fund Resources:											
Undisbursed Funds	No Year		073	4153	000	51,794.35	32,487.02	-----	-180,427.01	4 233,220.54	31,487.84
Business Loan and Investment Fund, Liquidating Account, Small Business Administration											
Fund Resources:											
Undisbursed Funds	No Year		073	4154	000	423,192.56	420,822.83	-----	-1,586,621.58	4 1,917,269.81	513,367.16
Surety Bond Guarantees Revolving Fund, Small Business Administration											
Fund Resources:											
Undisbursed Funds	No Year		073	4156	000	88,182,446.42	-----	-----	-2,192,427.53	-----	90,374,873.95

Footnotes at End of Chapter

Appropriations, Outlays, and Balances - Continued

Appropriation or Fund Account Title	Account Symbol				Balances, Beginning of Fiscal Year	Appropriations and Other Obligational Authority ¹	Transfers Borrowings and Investment (Net) ²	Outlays (Net)	Balances Withdrawn and Other Transactions ³	Balances, End of Fiscal Year
	Period of Availability	ATA	AID	MAIN						
Surety Bond Guarantees Revolving Fund - Recovery Act, Small Business Administration Fund Resources: Undisbursed Funds	No Year		073	4268	000	14,672,294.23	-----	-----	-----	14,672,294.23
Trust Fund Accounts										
Business Assistance Trust Fund, Small Business Administration Fund Resources: Undisbursed Funds	No Year		073	8466	000	175,290.66	-----	-----	100.00	175,190.66
Deductions for Offsetting Receipts										
Proprietary Receipts from the Public						-----	-27,837,127,584.56	-----	-27,837,127,584.56	-----
Intrabudgetary Receipts Deducted by Agency						-----	-678,815.17	-----	-678,815.17	-----
Total, Offsetting Receipts						-----	-27,837,806,399.73	-----	-27,837,806,399.73	-----
Total, Small Business Administration						184,123,307,342.93	208,792,984,903.12	-----	322,721,178,487.21	22,934,981.08
Memorandum										
Financing Accounts										
Public Enterprise Funds										
Business Loan and Investment Direct Loan Financing Account, Small Business Administration Fund Resources: Undisbursed Funds	No Year		073	4148	000	33,795,725.03	989.62	-10,436,000.00	-18,954,243.32	⁴ 116,962.00
Authority to Borrow from the Treasury						6,218,950.24	107,754,423.00	-36,756,000.00	-----	63,466,491.04
Subtotal			073	4148	000	40,014,675.27	107,755,412.62	-47,192,000.00	-18,954,243.32	63,583,453.04
Business Loan and Investment Guaranteed Loan Financing Account, Small Business Administration Fund Resources: Undisbursed Funds	No Year		073	4149	000	518,945,096,122.62	36,219,049.07	-48,848,000.00	292,596,722,947.11	⁴ 14,437,577.00
Authority to Borrow from the Treasury						-----	1,311,906,817.00	-96,759,000.00	-----	1,215,147,817.00
Subtotal			073	4149	000	518,945,096,122.62	1,348,125,866.07	-145,607,000.00	292,596,722,947.11	1,229,585,394.00
Disaster Direct Loan Financing Account, Small Business Administration Fund Resources: Undisbursed Funds	No Year		073	4150	000	11,216,768,408.53	-----	86,552,119,000.00	77,557,189,668.39	-----
Authority to Borrow from the Treasury						913,670,838.67	271,350,201,572.00	-91,108,987,000.00	-----	177,555,733,608.49
Subtotal			073	4150	000	12,130,439,247.20	271,350,201,572.00	-4,556,868,000.00	77,557,189,668.39	177,555,733,608.49
Business Loan and Investment Direct Loan Financing Account - Recovery Act, Small Business Administration Fund Resources: Undisbursed Funds	No Year		073	4279	000	27,432.39	-----	-76,000.00	-51,900.97	⁴ 56.00
Authority to Borrow from the Treasury						-----	87,104.00	-86,000.00	-----	1,104.00
Subtotal			073	4279	000	27,432.39	87,104.00	-162,000.00	-51,900.97	1,160.00
Business Loan and Investment Guaranteed Loan Financing Account - Recovery Act, Small Business Administration Fund Resources: Undisbursed Funds	No Year		073	4280	000	81,433,442.10	16,315.41	-11,544,000.00	14,927,967.76	⁴ 55,875.00
Authority to Borrow from the Treasury						-----	1,959,033.00	-198,000.00	-----	1,761,033.00

Footnotes at End of Chapter

Appropriations, Outlays, and Balances - Continued

Appropriation or Fund Account	Account Symbol					Balances, Beginning of Fiscal Year	Appropriations and Other Obligational Authority ¹	Transfers Borrowings and Investment (Net) ²	Outlays (Net)	Balances Withdrawn and Other Transactions ³	Balances, End of Fiscal Year
Title	Period of Availability	ATA	AID	MAIN	SUB						
Total, Financing Accounts	Subtotal		073	4280	000	81,433,442.10	1,975,348.41	-11,742,000.00	14,927,967.76	1,816,908.00	54,921,914.75
						531,197,010,919.58	272,808,145,303.10	-4,761,571,000.00	370,149,834,438.97	178,850,720,523.53	250,243,030,260.18

Footnotes at End of Chapter

Footnotes

- 1 The amounts in this column, unless otherwise footnoted, represent appropriations, increases and rescissions in borrowing authority or new contract authority. Appropriation accounts with appropriation transfer activity are presented in Table 1 (Appropriations and Appropriation Transfers) at the end of this chapter.
- 2 The amounts in this column, unless otherwise footnoted, represent transfers - other than appropriation transfers, borrowings (gross), investments (net), unrealized discounts or funds held outside the Treasury.
- 3 The amounts in this column, unless otherwise footnoted, represent obligated balances canceled for fiscal year 2016 pursuant to 31 U.S.C. 1553 and adjustments to borrowing and contract authority.
- 4 Represents capital transfer to miscellaneous receipts.

Appropriations, Outlays, and Balances - Continued

Footnotes

Table 1 - Appropriations and Appropriation Transfers - Small Business Administration

AID	ATA	Period of Availability	MAIN	Net Appropriations and Appropriation Transfers	Appropriation Amount	Net Appropriation Transfers	AID Involved	ATA Involved	Period of Availability Involved	MAIN Involved	Amount From or To (-)
073		21	0100	258,057,000.00	264,057,000.00	-6,000,000.00	073		2124	1161	-6,000,000.00
073		2124	1161	6,000,000.00	0.00	6,000,000.00	073		21	0100	6,000,000.00
Total				264,057,000.00	264,057,000.00	-----					-----

Appropriations, Outlays, and Balances - Continued

Appropriation or Fund Account Title	Account Symbol				Balances, Beginning of Fiscal Year	Appropriations and Other Obligational Authority ¹	Transfers Borrowings and Investment (Net) ²	Outlays (Net)	Balances Withdrawn and Other Transactions ³	Balances, End of Fiscal Year	
	Period of Availability	ATA	AID	MAIN							SUB
Social Security Administration											
General Fund Accounts											
Office of the Inspector General, Social Security Administration											
Fund Resources:											
Undisbursed Funds	2021		028	0400	000	-----	30,000,000.00	-----	27,712,513.77	-----	2,287,486.23
	2020					3,760,234.74	-----	-----	3,679,079.88	-----	81,154.86
	2019					1,061,970.42	-----	-----	1,014,624.04	-----	47,346.38
	2018					1,001,112.95	-----	-----	452,387.15	-----	548,725.80
	2017					-43,187.72	-----	-----	-107,353.20	-----	64,165.48
	2016					385,772.87	-----	-----	81,599.11	304,173.76	-----
	Subtotal		028	0400	000	6,165,903.26	30,000,000.00	-----	32,832,850.75	304,173.76	3,028,878.75
Special Benefits for Certain World War II Veterans, Social Security Administration											
Fund Resources:											
Undisbursed Funds	No Year		028	0401	000	-----	657,507.58	-----	657,507.58	-----	-----
Payments to Social Security Trust Funds, Social Security Administration											
Fund Resources:											
Undisbursed Funds	2021		028	0404	000	-----	11,000,000.00	-----	2,941,160.85	-----	8,058,839.15
	2020					8,572,846.01	-----	-----	948,489.77	-----	7,624,356.24
	2019					7,025,606.44	-----	-----	-----	-----	7,025,606.44
	2018					7,658,531.90	-----	-----	-----	-----	7,658,531.90
	2017					7,900,969.49	-----	-----	-----	-----	7,900,969.49
	2016					8,105,767.11	-----	-----	-----	8,105,767.11	-----
	No Year					12,822,453.00	34,807,618,701.28	-----	34,807,618,701.28	-----	12,822,453.00
	Subtotal		028	0404	000	52,086,173.95	34,818,618,701.28	-----	34,811,508,351.90	8,105,767.11	51,090,756.22
Supplemental Security Income Program, Social Security Administration											
Fund Resources:											
Undisbursed Funds	2021-2023		028	0406	000	-----	86,000,000.00	-----	14,184,211.62	-----	71,815,788.38
	2020-2022					78,713,984.37	-----	-----	59,911,222.99	-----	18,802,761.38
	2019-2021					55,535,538.37	-----	-----	39,510,634.65	-----	16,024,903.72
	2018-2020					18,426,098.39	-----	-----	9,579,096.78	-----	8,847,001.61
	2017-2019					1,491,969.27	-----	-----	-----	-----	1,491,969.27
	2016-2018					15,569,261.97	-----	-----	9,277,614.77	-----	6,291,647.20
	2015-2017					6,670,658.48	-----	-----	4,294,483.11	-----	2,376,175.37
	No Year					7,845,810,248.16	59,972,768,000.00	-----	60,017,237,844.36	-----	7,801,340,403.80
	Subtotal		028	0406	000	8,022,217,759.01	60,058,768,000.00	-----	60,153,995,108.28	-----	7,926,990,650.73
Administrative Costs, The Medicare Improvements for Patients and Providers Act, Social Security Administration											
Fund Resources:											
Undisbursed Funds	No Year		028	0415	000	26,426,226.77	-----	-----	12,456.21	-----	26,413,770.56
Administrative Expenses, Children's Health Insurance Program, Social Security Administration											
Fund Resources:											
Undisbursed Funds	No Year		028	0416	000	1,957,377.22	-----	-----	17,871.22	-----	1,939,506.00

Footnotes at End of Chapter

Appropriations, Outlays, and Balances - Continued

Appropriation or Fund Account Title	Account Symbol				Balances, Beginning of Fiscal Year	Appropriations and Other Obligational Authority ¹	Transfers Borrowings and Investment (Net) ²	Outlays (Net)	Balances Withdrawn and Other Transactions ³	Balances, End of Fiscal Year
	Period of Availability	ATA	AID	MAIN SUB						
Limitation on Administrative Expenses - Recovery Act, Social Security Administration Fund Resources: Undisbursed Funds	No Year		028 0417	000	2,968,553.40	-----	-----	2,770,320.48	-----	198,232.92
Limitation on Administrative Expenses, Social Security Administration Fund Resources: Undisbursed Funds	2021		028 0419	000	-----	38,000,000.00	-----	17,586,486.73	-----	20,413,513.27
	2020-2021				42,295,484.21	-----	-----	36,165,734.41	-----	6,129,749.80
	Subtotal		028 0419	000	42,295,484.21	38,000,000.00	-----	53,752,221.14	-----	26,543,263.07
Payments for Credits Against Social Security Contributions, Social Security Administration Fund Resources: Undisbursed Funds	No Year		028 0440	000	-----	3,450.88	-----	3,450.88	-----	-----
Special Fund Accounts										
State Supplemental Fees, Social Security Administration Fund Resources: Undisbursed Funds	No Year		028 5419	000	-----	126,355,498.57	-----	126,355,498.57	-----	-----
Trust Fund Accounts										
Federal Old-Age and Survivors Insurance Trust Fund - Treasury Managed, Social Security Administration Fund Resources: Undisbursed Funds	No Year		028 8006	000	-537,773.52	⁴ -46,809,381,220.92	55,428,626,000.00	⁴ 8,618,051,533.18	-----	655,472.38
Transfer To: Social Security Administration	No Year	028	028 8006	000	-31,404,797.53	982,718,342,795.67	-----	982,673,435,234.34	-----	13,502,763.80
Investments in US Treasury Securities					2,811,213,290,000.00	-----	-55,428,626,000.00	-----	-----	2,755,784,664,000.00
	Subtotal		028 8006	000	2,811,181,347,428.95	935,908,961,574.75	-----	991,291,486,767.52	-----	2,755,798,822,236.18
Federal Disability Insurance Trust Fund - Treasury Managed, Social Security Administration Fund Resources: Undisbursed Funds	No Year		028 8007	000	1,643,029.80	⁵ 3,444,033,850.27	-822,796,000.00	⁵ 2,621,263,169.28	-----	1,617,710.79
Transfer To: Social Security Administration	No Year	028	028 8007	000	-147,812,849.85	140,950,893,257.44	-----	140,774,277,179.26	-----	28,803,228.33
Investments in US Treasury Securities					97,209,481,000.00	-----	822,796,000.00	-----	-----	98,032,277,000.00
	Subtotal		028 8007	000	97,063,311,179.95	144,394,927,107.71	-----	143,395,540,348.54	-----	98,062,697,939.12
Salaries and Expenses, Social Security Administration Fund Resources: Undisbursed Funds	2021		028 8704	000	-----	-----	-----	-80,105,653.59	-----	80,105,653.59
	2020				14,719,366.75	-----	-----	12,498,258.04	-----	2,221,108.71
	2019				1,815,005.59	-----	-----	-846,964.45	-----	2,661,970.04
	2018-2019				-1,948,617.13	-----	-----	-1,948,617.13	-----	-----
	2018				18,185,430.18	-----	-----	17,415,807.80	-----	769,622.38
	2017-2018				-18,595,139.80	-----	-----	-18,595,139.80	-----	-----
	2015-2018				-4,615,263.60	-----	-----	-4,615,263.60	-----	-----
	2017				-381,449.45	-----	-----	-1,053,801.41	-----	672,351.96
	2016				438,542.52	-----	-----	438,542.52	-----	-----
	No Year				-43,709,180.81	-----	-----	-47,295,075.25	-----	3,585,894.44

Footnotes at End of Chapter

Appropriations, Outlays, and Balances - Continued

Appropriation or Fund Account Title	Account Symbol				Balances, Beginning of Fiscal Year	Appropriations and Other Obligational Authority ¹	Transfers Borrowings and Investment (Net) ²	Outlays (Net)	Balances Withdrawn and Other Transactions ³	Balances, End of Fiscal Year	
	Period of Availability	ATA	AID	MAIN							SUB
	Subtotal		028	8704	000	-34,091,305.75	-----	-----	-124,107,906.87	-----	90,016,601.12
Deductions for Offsetting Receipts											
Proprietary Receipts from the Public						-----	-2,482,060,433.42	-----	-2,482,060,433.42	-----	-----
Intrabudgetary Receipts Deducted by Agency						-----	-34,810,197,355.79	-----	-34,810,197,355.79	-----	-----
Total, Offsetting Receipts						-----	-37,292,257,789.21	-----	-37,292,257,789.21	-----	-----
Total, Social Security Administration						2,916,364,684,780.97	1,138,084,034,051.56	-----	1,192,452,567,056.99	8,409,940.87	2,861,987,741,834.67

Footnotes at End of Chapter

Appropriations, Outlays, and Balances - Continued

Footnotes

- 1 The amounts in this column, unless otherwise footnoted, represent appropriations, increases and rescissions in borrowing authority or new contract authority. Appropriation accounts with appropriation transfer activity are presented in Table 1 (Appropriations and Appropriation Transfers) at the end of this chapter.
- 2 The amounts in this column, unless otherwise footnoted, represent transfers - other than appropriation transfers, borrowings (gross), investments (net), unrealized discounts or funds held outside the Treasury.
- 3 The amounts in this column, unless otherwise footnoted, represent obligated balances canceled for fiscal year 2016 pursuant to 31 U.S.C. 1553 and adjustments to borrowing and contract authority.
- 4 Excludes \$6,501,033,000.00 refund of taxes.
- 5 Excludes \$1,103,949,000.00 refund of taxes.

Footnotes

Table 1 - Appropriations and Appropriation Transfers - Social Security Administration

AID	ATA	Period of Availability	MAIN	Net Appropriations and Appropriation Transfers	Appropriation Amount	Net Appropriation Transfers	AID Involved	ATA Involved	Period of Availability Involved	MAIN Involved	Amount From or To (-)
028		X	0406	59,972,768,000.00	60,058,768,000.00	-86,000,000.00	028		2123	0406	-86,000,000.00
028		2123	0406	86,000,000.00	0.00	86,000,000.00	028		X	0406	86,000,000.00
028		X	8006	-982,718,342,795.67	0.00	-982,718,342,795.67	028	028	X	8006	-982,718,342,795.67
028		X	8007	-140,950,893,257.44	0.00	-140,950,893,257.44	028	028	X	8007	-140,950,893,257.44
028	028	X	8006	982,718,342,795.67	0.00	982,718,342,795.67	028		X	8006	982,718,342,795.67
028	028	X	8007	140,950,893,257.44	0.00	140,950,893,257.44	028		X	8007	140,950,893,257.44
Total				60,058,768,000.00	60,058,768,000.00	0.00					0.00

This Page Left Blank Intentionally

Appropriations, Outlays, and Balances - Continued

Appropriation or Fund Account Title	Account Symbol				Balances, Beginning of Fiscal Year	Appropriations and Other Obligational Authority ¹	Transfers Borrowings and Investment (Net) ²	Outlays (Net)	Balances Withdrawn and Other Transactions ³	Balances, End of Fiscal Year	
	Period of Availability	ATA	AID	MAIN							SUB
Independent Agencies											
Administrative Conference of the United States											
General Fund Accounts											
Salaries and Expenses, Administrative Conference of the United States											
Fund Resources:											
Undisbursed Funds	2021-2022		302	1700	000	-----	3,400,000.00	-----	2,634,290.29	-----	765,709.71
	2020-2021					379,655.92	-----	-----	324,338.99	-----	55,316.93
	2019-2020					49,007.63	-----	-----	11,682.72	-----	37,324.91
	2018-2019					42,513.53	-----	-----	30,810.00	-----	11,703.53
	2017-2018					16,133.79	-----	-----	-3,939.97	-----	20,073.76
	2016-2017					44,589.43	-----	-----	-----	-----	44,589.43
	2015-2016					15,165.07	-----	-----	-----	15,165.07	-----
	No Year					11,400.00	-----	-----	-----	-----	11,400.00
Total, Administrative Conference of the United States						558,465.37	3,400,000.00	-----	2,997,182.03	15,165.07	946,118.27
Advisory Council on Historic Preservation											
General Fund Accounts											
Salaries and Expenses, Advisory Council on Historic Preservation											
Fund Resources:											
Undisbursed Funds	2021-2022		306	2300	000	-----	-----	-----	68,627.29	-----	⁴ -68,627.29
	2021					-----	7,400,000.00	-----	6,983,504.67	-----	416,495.33
	2020-2021					110,233.09	-----	-----	267,276.39	-----	⁴ -157,043.30
	2020					759,166.88	-----	-----	759,001.68	-----	165.20
	2019-2020					-49,882.69	-----	-----	-49,882.69	-----	-----
	2019					6,136.00	-----	-----	3,807.46	-----	2,328.54
	2003					-213,476.55	-----	-----	-----	-----	⁴ -213,476.55
	1999					-60,393.97	-----	-----	-----	-----	⁴ -60,393.97
	Subtotal		306	2300	000	551,782.76	7,400,000.00	-----	8,032,334.80	-----	-80,552.04
Trust Fund Accounts											
Donations, Advisory Council on Historic Preservation											
Fund Resources:											
Undisbursed Funds	No Year		306	8298	000	10,000.00	-----	-----	-----	-----	10,000.00
Total, Advisory Council on Historic Preservation						561,782.76	7,400,000.00	-----	8,032,334.80	-----	-70,552.04
Appalachian Regional Commission											
General Fund Accounts											
Appalachian Regional Development Programs, Appalachian Regional Commission											
Fund Resources:											
Undisbursed Funds	No Year		309	0200	000	393,905,605.05	162,202,869.00	-----	112,839,510.28	-----	443,268,963.77
Rural Utilities Service, Agriculture	No Year	012	309	0200	020	51,329,774.04	14,410,289.00	-----	7,807,726.93	-----	57,932,336.11
Economic Development Administration, Commerce	No Year	013	309	0200	020	18,056,294.44	1,750,000.00	-----	3,123,755.96	-----	16,682,538.48
Federal Highway Administration, Transportation	No Year	069	309	0200	005	5,676,253.07	-----	-----	266,539.18	-----	5,409,713.89
Housing and Urban Development	No Year	086	309	0200	000	4,629,856.96	1,636,842.00	-----	317,289.26	-----	5,949,409.70

Footnotes at End of Chapter

Appropriations, Outlays, and Balances - Continued

Appropriation or Fund Account Title	Account Symbol				Balances, Beginning of Fiscal Year	Appropriations and Other Obligational Authority ¹	Transfers Borrowings and Investment (Net) ²	Outlays (Net)	Balances Withdrawn and Other Transactions ³	Balances, End of Fiscal Year	
	Period of Availability	ATA	AID	MAIN							SUB
Trust Fund Accounts	Subtotal		309	0200	000	473,597,783.56	180,000,000.00	-----	124,354,821.61	-----	529,242,961.95
Administrative Expenses, Appalachian Regional Commission Fund Resources:											
Undisbursed Funds	No Year		309	8090	000	413,406.00	-----	-----	-----	-----	413,406.00
Total, Appalachian Regional Commission						474,011,189.56	180,000,000.00	-----	124,354,821.61	-----	529,656,367.95
Access Board											
Architectural and Transportation Barriers Compliance Board											
General Fund Accounts											
Salaries and Expenses, Access Board Fund Resources:											
Undisbursed Funds	2021		310	3200	000	-----	9,200,000.00	-----	6,329,770.20	-----	2,870,229.80
	2020					3,024,305.11	-----	-----	2,557,242.02	-----	467,063.09
	2019					410,721.27	-----	-----	114,112.42	-----	296,608.85
	2018					88,840.51	-----	-----	-3,672.26	-----	92,512.77
	2017					312,045.33	-----	-----	-11,711.08	-----	323,756.41
	2016					96,335.42	-----	-----	-----	96,335.42	-----
Total, Architectural and Transportation Barriers Compliance Board						3,932,247.64	9,200,000.00	-----	8,985,741.30	96,335.42	4,050,170.92
Total, Access Board						3,932,247.64	9,200,000.00	-----	8,985,741.30	96,335.42	4,050,170.92
Barry Goldwater Scholarship and Excellence in Education Foundation											
Trust Fund Accounts											
Trust Fund, Barry Goldwater Scholarship and Excellence in Education Foundation Fund Resources:											
Undisbursed Funds	2019-2025		313	8281	000	5,139,660.00	-----	-----	1,703,750.00	-----	3,435,910.00
	No Year					864,864.78	1,913,552.99	40,428,000.00	1,750,179.07	-----	41,456,238.70
Unrealized Discount on Investments						-180,619.57	-----	-----	-----	-----	-180,619.57
Investments in US Treasury Securities						70,134,242.71	-----	-40,428,000.00	-----	-----	29,706,242.71
Subtotal			313	8281	000	75,958,147.92	1,913,552.99	-----	3,453,929.07	-----	74,417,771.84
Deductions for Offsetting Receipts											
Proprietary Receipts from the Public						-----	-500.00	-----	-500.00	-----	-----
Total, Barry Goldwater Scholarship and Excellence in Education Foundation						75,958,147.92	1,913,052.99	-----	3,453,429.07	-----	74,417,771.84
Broadcasting Board of Governors											
General Fund Accounts											
Broadcasting Capital Improvements, United States Agency for Global Media Fund Resources:											
Undisbursed Funds	No Year		514	0204	000	31,205,366.93	9,215,000.00	-----	5,545,509.68	-----	34,874,857.25
International Broadcasting Operations, United States Agency for Global Media Fund Resources:											
Undisbursed Funds	2019-2023		514	0206	000	-----	-----	-----	126,245.00	-----	⁴ -126,245.00
	2021					-----	758,012,415.00	-3,000.00	644,886,967.20	-----	113,122,447.80

Footnotes at End of Chapter

Appropriations, Outlays, and Balances - Continued

Appropriation or Fund Account Title	Account Symbol				Balances, Beginning of Fiscal Year	Appropriations and Other Obligational Authority ¹	Transfers Borrowings and Investment (Net) ²	Outlays (Net)	Balances Withdrawn and Other Transactions ³	Balances, End of Fiscal Year	
	Period of Availability	ATA	AID	MAIN							SUB
	2020				113,223,601.91	-----	3,000.00	96,698,806.57	-----	16,527,795.34	
	2019-2020				360,000.00	-----	-----	249,132.54	-----	110,867.46	
	2015-2020				-4,300.00	-----	-----	16,752.00	-----	⁴ -21,052.00	
	2019				19,850,765.19	-----	-----	5,552,368.71	-----	14,298,396.48	
	2018-2019				10,681.49	-----	-----	-1,080.42	-----	11,761.91	
	2018				10,885,931.57	-----	-----	187,865.98	-----	10,698,065.59	
	2017-2018				130,156.63	-----	-----	-----	-----	130,156.63	
	2017				10,947,458.76	-----	-----	469,390.62	-----	10,478,068.14	
	2016-2017				168,415.91	-----	-----	-19.99	-----	168,435.90	
	2016				10,126,836.50	-----	-7,478,346.00	285,818.44	2,362,672.06	-----	
	2015-2016				68,215.44	-----	-----	31,024.09	37,191.35	-----	
Funds Held Outside the Treasury	No Year				35,041,022.62	35,729,585.00	7,000,000.00	43,204,469.23	-----	34,566,138.39	
	2021				-----	-----	3,000.00	-----	-----	3,000.00	
	2020				3,000.00	-----	-3,000.00	-----	-----	-----	
	Subtotal		514	0206	000	200,811,786.02	793,742,000.00	-478,346.00	791,707,739.97	2,399,863.41	199,967,836.64
Broadcasting to Cuba, United States Agency for Global Media Fund Resources:											
Undisbursed Funds	No Year		514	0208	000	28,143.82	-----	-----	-----	28,143.82	
Buying Power Maintenance, United States Agency for Global Media Fund Resources:											
Undisbursed Funds	No Year		514	1147	000	9,642,103.00	-----	478,346.00	-----	10,120,449.00	
Trust Fund Accounts											
Foreign Service National Separation Liability Trust Fund, United States Agency for Global Media Fund Resources:											
Undisbursed Funds	No Year		514	8285	000	6,006,242.17	467,902.00	-----	943,329.01	-----	5,530,815.16
Miscellaneous Trust Fund, United States Agency for Global Media Fund Resources:											
Undisbursed Funds	No Year		514	8286	000	285,255.61	-----	-----	-----	285,255.61	
Deductions for Offsetting Receipts											
Proprietary Receipts from the Public					-----	-32,292.34	-----	-32,292.34	-----	-----	
Intrabudgetary Receipts Deducted by Agency					-----	-467,902.00	-----	-467,902.00	-----	-----	
Total, Offsetting Receipts					- 0 -	-500,194.34	-----	-500,194.34	-----	- 0 -	
Total, Broadcasting Board of Governors					247,978,897.55	802,924,707.66	-----	797,696,384.32	2,399,863.41	250,807,357.48	
Bureau of Consumer Financial Protection											
Special Fund Accounts											
Bureau of Consumer Financial Protection Fund, Bureau of Consumer Financial Protection Fund Resources:											
Undisbursed Funds	No Year		581	5577	000	25,074,425.24	596,248,593.88	-37,153,493.88	563,352,318.52	-----	20,817,206.72
Unrealized Discount on Investments					-72,171.59	-----	40,304.90	-----	-----	-31,866.69	
Investments in US Treasury Securities					245,500,000.00	-----	37,100,000.00	-----	-----	282,600,000.00	
Funds Held Outside the Treasury					322,085.63	-----	13,188.98	-----	-----	335,274.61	

Footnotes at End of Chapter

Appropriations, Outlays, and Balances - Continued

Appropriation or Fund Account Title	Account Symbol				Balances, Beginning of Fiscal Year	Appropriations and Other Obligational Authority ¹	Transfers Borrowings and Investment (Net) ²	Outlays (Net)	Balances Withdrawn and Other Transactions ³	Balances, End of Fiscal Year	
	Period of Availability	ATA	AID	MAIN							SUB
Consumer Financial Civil Penalty Fund, Bureau of Consumer Financial Protection Fund Resources:	Subtotal		581	5577	000	270,824,339.28	596,248,593.88	-----	563,352,318.52	-----	303,720,614.64
Undisbursed Funds	No Year		581	5578	000	66,951,930.53	61,411,211.00	-30,112,619.59	95,646,013.11	-----	2,604,508.83
Funds Held Outside the Treasury						758,382,661.32	-----	30,112,619.59	-----	-----	788,495,280.91
	Subtotal		581	5578	000	825,334,591.85	61,411,211.00	-----	95,646,013.11	-----	791,099,789.74
Deductions for Offsetting Receipts											
Proprietary Receipts from the Public						-----	-30.00	-----	-30.00	-----	-----
Intrabudgetary Receipts Deducted by Agency						-----	-253,493.88	-----	-253,493.88	-----	-----
Total, Offsetting Receipts						- 0 -	-253,523.88	-----	-253,523.88	-----	- 0 -
Total, Bureau of Consumer Financial Protection						1,096,158,931.13	657,406,281.00	-----	658,744,807.75	-----	1,094,820,404.38
Central Intelligence Agency											
General Fund Accounts											
Central Intelligence Agency Retirement and Disability System Fund, Central Intelligence Agency Fund Resources:	2021		056	3400	000	-----	514,000,000.00	-----	514,000,000.00	-----	-----
Undisbursed Funds											
Chemical Safety and Hazard Investigation Board											
General Fund Accounts											
Salaries and Expenses, Chemical Safety and Hazard Investigation Board Fund Resources:	2021		510	3850	000	-----	12,000,000.00	-----	8,186,865.85	-----	3,813,134.15
Undisbursed Funds	2020					3,764,655.55	-----	-----	1,637,735.39	-----	2,126,920.16
	2019					1,791,084.86	-----	-----	147,115.03	-----	1,643,969.83
	2018					239,789.79	-----	-----	-----	-----	239,789.79
	2017					223,881.64	-----	-----	-----	-----	223,881.64
	2016					399,639.76	-----	-----	-----	399,639.76	-----
	Subtotal		510	3850	000	6,419,051.60	12,000,000.00	-----	9,971,716.27	399,639.76	8,047,695.57
Emergency Fund, Chemical Safety and Hazard Investigation Board Fund Resources:	No Year		510	3851	000	844,145.00	-----	-----	-----	-----	844,145.00
Undisbursed Funds											
Total, Chemical Safety and Hazard Investigation Board						7,263,196.60	12,000,000.00	-----	9,971,716.27	399,639.76	8,891,840.57
Christopher Columbus Fellowship Foundation											
Trust Fund Accounts											
Christopher Columbus Scholarship Fund, Christopher Columbus Fellowship Foundation Fund Resources:	No Year		465	8187	000	44,916.31	-----	-----	-----	-----	44,916.31
Undisbursed Funds											
Commission of Fine Arts											
General Fund Accounts											

Footnotes at End of Chapter

Appropriations, Outlays, and Balances - Continued

Appropriation or Fund Account Title	Account Symbol				Balances, Beginning of Fiscal Year	Appropriations and Other Obligational Authority ¹	Transfers Borrowings and Investment (Net) ²	Outlays (Net)	Balances Withdrawn and Other Transactions ³	Balances, End of Fiscal Year	
	Period of Availability	ATA	AID	MAIN							SUB
Salaries and Expenses, Commission of Fine Arts Fund Resources:											
Undisbursed Funds	2021		323	2600	000	-----	3,240,000.00	-----	2,926,690.60	-----	313,309.40
	2020					335,477.23	-----	-----	194,187.28	-----	141,289.95
	2019					26,982.97	-----	-----	8.05	-----	26,974.92
	2018					131,204.74	-----	-----	-----	-----	131,204.74
	2017					23,615.10	-----	-----	-----	-----	23,615.10
	2016					153,985.58	-----	-----	-----	153,985.58	-----
	No Year					211,326.58	-----	-----	-3,251.92	-----	214,578.50
	Subtotal		323	2600	000	882,592.20	3,240,000.00	-----	3,117,634.01	153,985.58	850,972.61
National Capital Arts and Cultural Affairs, Commission of Fine Arts Fund Resources:											
Undisbursed Funds	2021		323	2602	000	-----	5,000,000.00	-----	5,000,000.00	-----	-----
	2019					0.02	-----	-----	-----	-----	0.02
	2017					0.03	-----	-----	-----	-----	0.03
	Subtotal		323	2602	000	0.05	5,000,000.00	-----	5,000,000.00	-----	0.05
Total, Commission of Fine Arts						882,592.25	8,240,000.00	-----	8,117,634.01	153,985.58	850,972.66
Commission on Civil Rights											
General Fund Accounts											
Salaries and Expenses, Commission on Civil Rights Fund Resources:											
Undisbursed Funds	2021		326	1900	000	-----	12,500,000.00	-----	9,506,488.91	-----	2,993,511.09
	2020					1,606,924.96	-----	-----	1,189,698.98	-----	417,225.98
	2019					265,074.49	-----	-----	26,246.06	-----	238,828.43
	2018					215,820.42	-----	-----	-12,966.09	-----	228,786.51
	2017					163,478.09	-----	-----	-14,982.73	-----	178,460.82
	2016					180,047.74	-----	-----	-19,712.53	199,760.27	-----
	Subtotal		326	1900	000	2,431,345.70	12,500,000.00	-----	10,674,772.60	199,760.27	4,056,812.83
Deductions for Offsetting Receipts											
Intrabudgetary Receipts Deducted by Agency						-----	-114.31	-----	-114.31	-----	-----
Total, Commission on Civil Rights						2,431,345.70	12,499,885.69	-----	10,674,658.29	199,760.27	4,056,812.83
Committee for Purchase from People who are Blind or Severely Disabled											
General Fund Accounts											
Salaries and Expenses, Committee for Purchase from People Who Are Blind or Severely Disabled Fund Resources:											
Undisbursed Funds	2021		338	2000	000	-----	10,500,000.00	-----	8,232,579.54	-----	2,267,420.46
	2020					2,010,954.00	-----	-----	768,906.12	-----	1,242,047.88
	2019					170,538.52	-----	-----	16,318.19	-----	154,220.33
	2018					158,572.94	-----	-----	-16,100.00	-----	174,672.94
	2017					50,126.84	-----	-----	1,272.00	-----	48,854.84
	2016					194,102.21	-----	-----	-----	194,102.21	-----

Footnotes at End of Chapter

Appropriations, Outlays, and Balances - Continued

Appropriation or Fund Account Title	Account Symbol				Balances, Beginning of Fiscal Year	Appropriations and Other Obligational Authority ¹	Transfers Borrowings and Investment (Net) ²	Outlays (Net)	Balances Withdrawn and Other Transactions ³	Balances, End of Fiscal Year	
	Period of Availability	ATA	AID	MAIN							SUB
Deductions for Offsetting Receipts	Subtotal		338	2000	000	2,584,294.51	10,500,000.00	-----	9,002,975.85	194,102.21	3,887,216.45
Proprietary Receipts from the Public						-----	-200.00	-----	-200.00	-----	-----
Total, Committee for Purchase from People who are Blind or Severely Disabled						2,584,294.51	10,499,800.00	-----	9,002,775.85	194,102.21	3,887,216.45
Commodity Futures Trading Commission General Fund Accounts											
Expenses, Commodity Futures Trading Commission Fund Resources:											
Undisbursed Funds	2021-2022		339	1400	000	-----	20,000,000.00	-----	11,052,108.56	-----	8,947,891.44
	2021					-----	260,433,877.99	-----	218,860,482.25	-----	41,573,395.74
	2020-2021					9,539,933.09	-----	-----	6,653,234.89	-----	2,886,698.20
	2020					42,650,244.39	-----	-----	38,534,372.14	-----	4,115,872.25
	2019-2020					2,321,954.50	-----	-----	1,659,193.86	-----	662,760.64
	2019					4,764,682.30	-----	-----	1,590,459.86	-----	3,174,222.44
	2018-2019					455,818.66	-----	-----	29,077.21	-----	426,741.45
	2018					2,025,439.95	-----	-----	-15,067.93	-----	2,040,507.88
	2017-2018					545,438.43	-----	-----	-----	-----	545,438.43
	2017					1,343,313.28	-----	-----	4,143.66	-----	1,339,169.62
	2016-2017					415,098.75	-----	-----	-----	-----	415,098.75
	2016					2,515,333.77	-----	-----	17,936.38	2,497,397.39	-----
	2015-2016					560,513.06	-----	-----	-----	560,513.06	-----
	2013-2014					-3,043,740.78	-----	-----	-----	-----	-3,043,740.78
	No Year					30,913,778.77	-----	-----	3,197,425.46	-----	27,716,353.31
	Subtotal		339	1400	000	95,007,808.17	280,433,877.99	-----	281,583,366.34	3,057,910.45	90,800,409.37
Expenses, Commodity Futures Trading Commission, Unliquidating Deficiency Fund Resources:											
Undisbursed Funds	No Year		339	1402	000	12,277.55	23,566,122.01	-----	23,574,631.48	-----	3,768.08
Expenses, Customer Protection, Commodity Futures Trading Commission Fund Resources:											
Undisbursed Funds	2021-2023		339	1534	000	-----	10,000,000.00	-----	-----	-----	10,000,000.00
Public Enterprise Funds											
Commodity Futures Trading Commission Customer Protection Fund, Commodity Futures Trading Commission Fund Resources:											
Undisbursed Funds	No Year		339	4334	000	5,351,552.85	-10,000,000.00	117,000,000.00	9,006,707.19	-----	103,344,845.66
Investments in US Treasury Securities						117,000,000.00	-----	-117,000,000.00	-----	-----	-----
	Subtotal		339	4334	000	122,351,552.85	-10,000,000.00	-----	9,006,707.19	-----	103,344,845.66
Deductions for Offsetting Receipts											
Proprietary Receipts from the Public						-----	-37,263.71	-----	-37,263.71	-----	-----
Total, Commodity Futures Trading Commission						217,371,638.57	303,962,736.29	-----	314,127,441.30	3,057,910.45	204,149,023.11

Footnotes at End of Chapter

Appropriations, Outlays, and Balances - Continued

Appropriation or Fund Account Title	Account Symbol				Balances, Beginning of Fiscal Year	Appropriations and Other Obligational Authority ¹	Transfers Borrowings and Investment (Net) ²	Outlays (Net)	Balances Withdrawn and Other Transactions ³	Balances, End of Fiscal Year	
	Period of Availability	ATA	AID	MAIN							SUB
Consumer Product Safety Commission											
General Fund Accounts											
Salaries and Expenses, Consumer Product Safety Commission Fund Resources:											
Undisbursed Funds	2021-2026		061	0100	000	-----	50,000,000.00	-----	445,683.64	-----	49,554,316.36
	2021					-----	133,700,000.00	-----	100,442,855.33	-----	33,257,144.67
	2020					31,331,891.68	-----	-----	27,073,944.11	-----	4,257,947.57
	2019					3,632,730.21	-----	-----	1,838,566.01	-----	1,794,164.20
	2018					2,540,709.53	-----	-----	464,145.98	-----	2,076,563.55
	2017					817,711.76	-----	-----	5,340.06	-----	812,371.70
	2016					1,035,456.71	-----	-----	175,710.52	859,746.19	-----
	No Year					4,180,302.73	1,300,000.00	-----	998,604.30	-----	4,481,698.43
	Subtotal		061	0100	000	43,538,802.62	185,000,000.00	-----	131,444,849.95	859,746.19	96,234,206.48
Trust Fund Accounts											
Gifts and Donations, Consumer Product Safety Commission Fund Resources:											
Undisbursed Funds	No Year		061	8079	000	18,953.01	-----	-----	-----	-----	18,953.01
Deductions for Offsetting Receipts											
Proprietary Receipts from the Public						-----	-7,602.61	-----	-7,602.61	-----	-----
Total, Consumer Product Safety Commission						43,557,755.63	184,992,397.39	-----	131,437,247.34	859,746.19	96,253,159.49
Corporation for National and Community Service											
General Fund Accounts											
Office of Inspector General, Corporation for National and Community Service Fund Resources:											
Undisbursed Funds	2021-2026		485	2721	000	-----	9,000,000.00	-----	-----	-----	9,000,000.00
	2021					-----	6,500,000.00	-----	4,454,649.97	-----	2,045,350.03
	2020-2021					1,050,000.00	-----	-----	40,328.69	-----	1,009,671.31
	2020					740,210.53	-----	-----	651,198.51	-----	89,012.02
	2019					350,631.44	-----	-----	16,262.19	-----	334,369.25
	2018					481,745.08	-----	-----	-----	-----	481,745.08
	2017					499,925.76	-----	-----	-----	-----	499,925.76
	2016					400,727.18	-----	-----	-----	400,727.18	-----
	Subtotal		485	2721	000	3,523,239.99	15,500,000.00	-----	5,162,439.36	400,727.18	13,460,073.45
Salaries and Expenses, Corporation for National and Community Service Fund Resources:											
Undisbursed Funds	2021-2024		485	2722	000	-----	73,000,000.00	-----	499,762.92	-----	72,500,237.08
	2021					-----	86,487,000.00	-----	61,472,182.27	-----	25,014,817.73
	2020-2021					1,220,000.00	-----	-----	353,390.04	-----	866,609.96
	2020					20,485,318.53	-----	-----	16,128,067.88	-----	4,357,250.65
	2019					3,518,975.64	-----	-----	629,427.57	-----	2,889,548.07
	2018					3,338,170.13	-----	-----	6,573.36	-----	3,331,596.77
	2017					1,704,520.95	-----	-----	3,555.92	-----	1,700,965.03

Footnotes at End of Chapter

Appropriations, Outlays, and Balances - Continued

Appropriation or Fund Account Title	Account Symbol				Balances, Beginning of Fiscal Year	Appropriations and Other Obligational Authority ¹	Transfers Borrowings and Investment (Net) ²	Outlays (Net)	Balances Withdrawn and Other Transactions ³	Balances, End of Fiscal Year	
	Period of Availability	ATA	AID	MAIN							SUB
	2016				1,120,706.28	-----	-----	-24,149.82	1,144,856.10	-----	
	Subtotal		485	2722	000	31,387,691.53	159,487,000.00	-----	79,068,810.14	1,144,856.10	110,661,025.29
Vista Advance Payment Revolving Fund, Corporation for National and Community Service Fund Resources:											
Undisbursed Funds	No Year		485	2723	000	2,867,387.90	-----	-----	-164,391.40	-----	3,031,779.30
Payment to the National Service Trust, Corporation for National and Community Service Fund Resources:											
Undisbursed Funds	No Year		485	2726	000	-----	333,000,000.00	-----	185,000,000.00	-----	148,000,000.00
Operating Expenses, Corporation for National and Community Service Fund Resources:											
Undisbursed Funds	2021-2024		485	2728	000	-----	770,000,000.00	-----	4,422,380.32	-----	765,577,619.68
	2021					-----	843,115,000.00	-----	128,998,767.25	-----	714,116,232.75
	2020-2021					23,280,000.00	-----	-----	9,335,530.46	-----	13,944,469.54
	2020					662,051,889.59	-----	-----	425,028,066.13	-----	237,023,823.46
	2019					224,739,435.55	-----	-----	148,319,100.12	-----	76,420,335.43
	2018					75,572,884.45	-----	-----	18,960,732.83	-----	56,612,151.62
	2017					75,418,234.29	-----	-----	4,438,257.58	-----	70,979,976.71
	2016-2017					2,198,481.38	-----	-----	-----	-----	2,198,481.38
	2016					49,819,146.84	-----	-----	20,920,677.08	28,898,469.76	-----
	2015-2016					2,996,796.10	-----	-----	-----	2,996,796.10	-----
	No Year					5,382,675.35	-----	-----	821,664.26	-----	4,561,011.09
	Subtotal		485	2728	000	1,121,459,543.55	1,613,115,000.00	-----	761,245,176.03	31,895,265.86	1,941,434,101.66
Trust Fund Accounts											
National Service Trust, Corporation for National and Community Service Fund Resources:											
Undisbursed Funds	No Year		485	8267	000	896,650,299.60	204,471,948.68	-825,670,157.01	129,603,869.84	-----	145,848,221.43
Unrealized Discount on Investments						-425,855.11	-----	-333,541.13	-----	-----	-759,396.24
Investments in US Treasury Securities						185,625,715.74	-----	826,003,698.14	-----	-----	1,011,629,413.88
	Subtotal		485	8267	000	1,081,850,160.23	204,471,948.68	-----	129,603,869.84	-----	1,156,718,239.07
Gifts and Contributions, Corporation for National and Community Service Fund Resources:											
Undisbursed Funds	No Year		485	8981	000	408,940.31	22,523.00	-----	-----	-----	431,463.31
Deductions for Offsetting Receipts											
Proprietary Receipts from the Public						-----	-704,411.43	-----	-704,411.43	-----	-----
Intrabudgetary Receipts Deducted by Agency						-----	-203,973,460.88	-----	-203,973,460.88	-----	-----
Total, Offsetting Receipts						- 0 -	-204,677,872.31	-----	-204,677,872.31	-----	- 0 -
Total, Corporation for National and Community Service						2,241,496,963.51	2,120,918,599.37	-----	955,238,031.66	33,440,849.14	3,373,736,682.08
Corporation for Public Broadcasting											
General Fund Accounts											

Footnotes at End of Chapter

Appropriations, Outlays, and Balances - Continued

Appropriation or Fund Account Title	Account Symbol				Balances, Beginning of Fiscal Year	Appropriations and Other Obligational Authority ¹	Transfers Borrowings and Investment (Net) ²	Outlays (Net)	Balances Withdrawn and Other Transactions ³	Balances, End of Fiscal Year
	Period of Availability	ATA	AID	MAIN						
Public Broadcasting Fund, Corporation for Public Broadcasting, Treasury Fund Resources:										
Undisbursed Funds	2021		020	0151	000	-----	465,000,000.00	-----	465,000,000.00	-----
	No Year					-----	175,000,000.00	-----	175,000,000.00	-----
Total, Corporation for Public Broadcasting						-----	640,000,000.00	-----	640,000,000.00	-----
Corporation for Travel Promotion										
Special Fund Accounts										
Travel Promotion Fund, Corporation for Travel Promotion Fund Resources:										
Undisbursed Funds	No Year		580	5585	000	-----	63,550,760.00	-----	18,266,371.00	-----
Council of the Inspectors General on Integrity and Efficiency										
General Fund Accounts										
Pandemic Response Accountability Committee, Council of the Inspectors General on Integrity and Efficiency Fund Resources:										
Undisbursed Funds	2021-2025		542	1654	000	-----	40,000,000.00	-----	4,058,828.80	-----
	No Year					78,855,347.31	-----	-----	11,757,867.82	-----
	Subtotal		542	1654	000	78,855,347.31	40,000,000.00	-----	15,816,696.62	-----
Intragovernmental Funds										
Inspectors General Council Fund, Council of the Inspectors General on Integrity and Efficiency Fund Resources:										
Undisbursed Funds	No Year		542	4592	000	19,481,498.69	850,000.00	-----	-1,492,692.13	-----
Total, Council of the Inspectors General on Integrity and Efficiency						98,336,846.00	40,850,000.00	-----	14,324,004.49	-----
Court Services and Offender Supervision Agency for the District of Columbia										
General Fund Accounts										
Salaries and Expenses, Federal Payment to the Court Services and Offender Supervision Agency for the District of Columbia Fund Resources:										
Undisbursed Funds	2021-2023		511	1734	000	-----	459,000.00	-----	-----	459,000.00
	2020-2022					4,816,000.00	-----	-----	-----	4,816,000.00
	2021					-----	245,464,000.00	-----	190,460,049.92	-----
	2019-2021					13,223,000.00	-----	-----	-----	13,223,000.00
	2020					50,909,473.41	-----	-----	29,715,941.14	-----
	2019-2020					2,910,164.00	-----	-----	1,329,700.38	-----
	2019					18,833,035.14	-----	-----	2,903,637.57	-----
	2018-2019					-39,729.91	-----	-----	-----	-----
	2018					13,163,390.93	-----	-----	872,887.24	-----
	2017-2018					117,977.83	-----	-----	-----	117,977.83
	2016-2018					860,239.26	-----	-----	226,896.18	-----
	2017					9,977,001.20	-----	-----	-920,035.11	-----
	2015-2017					539,568.74	-----	-----	-----	539,568.74
	2016					10,397,803.20	-----	-----	59,072.21	10,338,730.99

Footnotes at End of Chapter

Appropriations, Outlays, and Balances - Continued

Appropriation or Fund Account Title	Account Symbol				Balances, Beginning of Fiscal Year	Appropriations and Other Obligational Authority ¹	Transfers Borrowings and Investment (Net) ²	Outlays (Net)	Balances Withdrawn and Other Transactions ³	Balances, End of Fiscal Year	
	Period of Availability	ATA	AID	MAIN							SUB
Total, Court Services and Offender Supervision Agency for the District of Columbia	2015-2016				280,079.76	-----	-----	-----	280,079.76	-----	
					125,988,003.56	245,923,000.00	-----	224,648,149.53	10,618,810.75	136,644,043.28	
Defense Nuclear Facilities Safety Board											
Consolidated Working Funds											
Salaries and Expenses, Defense Nuclear Facilities Safety Board											
Fund Resources:											
Undisbursed Funds	2021-2022		347	3900	000	-----	31,000,000.00	-----	18,150,357.96	-----	12,849,642.04
	2020-2021					13,498,578.06	-----	-----	11,599,820.95	-----	1,898,757.11
	2019-2020					932,435.61	-----	-----	336,534.81	-----	595,900.80
	2018-2019					386,569.22	-----	-----	-4,479.11	-----	391,048.33
	2017-2018					165,265.02	-----	-----	-87,259.22	-----	252,524.24
	2016-2017					343.16	-----	-----	-62,578.98	-----	62,922.14
	2015-2016					928,494.28	-----	-----	636.00	927,858.28	-----
	No Year					2,141,403.72	-----	-----	1,915.90	-----	2,139,487.82
Total, Defense Nuclear Facilities Safety Board						18,053,089.07	31,000,000.00	-----	29,934,948.31	927,858.28	18,190,282.48
Delta Regional Authority											
General Fund Accounts											
Salaries and Expenses, Delta Regional Authority											
Fund Resources:											
Undisbursed Funds	No Year		517	0750	000	71,236,307.91	30,000,000.00	-----	23,562,980.10	-----	77,673,327.81
Agriculture	No Year	012	517	0750	000	64,569.29	-----	-----	-----	-----	64,569.29
Total, Delta Regional Authority						71,300,877.20	30,000,000.00	-----	23,562,980.10	-----	77,737,897.10
Denali Commission											
General Fund Accounts											
Expenses, Denali Commission											
Fund Resources:											
Undisbursed Funds	No Year		513	1200	000	50,981,985.36	15,000,000.00	-----	12,072,655.85	-----	53,909,329.51
Special Fund Accounts											
Gifts and Donations, Denali Commission											
Fund Resources:											
Undisbursed Funds	No Year		513	5605	000	101,181.00	-----	-----	-----	-----	101,181.00
Trust Fund Accounts											
Denali Commission Trust Fund											
Fund Resources:											
Undisbursed Funds	No Year		513	8056	000	12,868,407.80	3,132,665.30	-----	4,382,587.38	-----	11,618,485.72
Total, Denali Commission						63,951,574.16	18,132,665.30	-----	16,455,243.23	-----	65,628,996.23
District of Columbia											
Deductions for Offsetting Receipts											
Intrabudgetary Receipts Deducted by Agency											
						-----	-1,231.26	-----	-1,231.26	-----	-----

Footnotes at End of Chapter

Appropriations, Outlays, and Balances - Continued

Appropriation or Fund Account Title	Account Symbol				Balances, Beginning of Fiscal Year	Appropriations and Other Obligational Authority ¹	Transfers Borrowings and Investment (Net) ²	Outlays (Net)	Balances Withdrawn and Other Transactions ³	Balances, End of Fiscal Year
	Period of Availability	ATA	AID	MAIN						
District of Columbia Courts										
General Fund Accounts										
Federal Payment to the District of Columbia Judicial Survivors and Annuity Fund, Treasury Fund Resources:										
Undisbursed Funds	No Year		020	1713	000	-----	18,738,000.00	-----	18,738,000.00	-----
Salaries and Expenses, Federal Payment to the District of Columbia Courts Fund Resources:										
Undisbursed Funds	2021-2022		349	1712	000	-----	30,499,000.00	-----	877,443.66	-----
	2021					-----	219,589,000.00	-250,000.00	188,393,649.16	-----
	2020-2021					33,316,042.28	-----	-----	6,992,266.56	-----
	2020					26,831,134.67	-----	-----	20,908,219.74	-----
	2019-2020					37,273,866.98	-----	-----	14,588,916.10	-----
	2019					4,596,877.79	-----	-----	821,768.26	-----
	2018-2019					35,301,784.62	-----	-----	19,385,878.09	-----
	2018					3,442,732.35	-----	-----	3,017.60	-----
	2017-2018					25,271,653.98	-----	-----	15,427,977.46	-----
	2017					515,681.28	-----	250,000.00	-----	765,681.28
	2016-2017					673,927.68	-----	-----	296,655.51	-----
	2016					893,328.71	-----	-----	126,580.94	766,747.77
	2015-2016					1,308,516.14	-----	-----	5,320.00	1,303,196.14
	No Year					1,536,065.16	-----	-----	6,309.14	-----
Funds Held Outside the Treasury	2021					-----	-----	250,000.00	-----	250,000.00
	2017					250,000.00	-----	-250,000.00	-----	-----
	Subtotal		349	1712	000	171,211,611.64	250,088,000.00	-----	267,834,002.22	2,069,943.91
Payments, Federal Payment for Defender Services in District of Columbia Courts Fund Resources:										
Undisbursed Funds	No Year		349	1736	000	51,135,371.54	46,005,000.00	-----	28,319,331.61	-----
Special Fund Accounts										
District of Columbia Crime Victims Compensation Fund, District of Columbia Courts Fund Resources:										
Undisbursed Funds	No Year		349	5676	000	2,688,250.86	4,772,386.61	-----	5,301,889.32	-----
Funds Held Outside the Treasury						250,000.00	-----	-----	-----	250,000.00
	Subtotal		349	5676	000	2,938,250.86	4,772,386.61	-----	5,301,889.32	-----
Trust Fund Accounts										
District of Columbia Judicial Retirement and Survivor's Annuity Fund, Treasury Fund Resources:										
Undisbursed Funds	No Year		020	8212	000	100,483.46	21,859,962.78	-6,572,562.42	15,284,294.56	-----
Unrealized Discount on Investments						-1,944,327.45	-----	-307,061.47	-----	-2,251,388.92
Investments in US Treasury Securities						180,195,603.99	-----	6,879,623.89	-----	187,075,227.88

Footnotes at End of Chapter

Appropriations, Outlays, and Balances - Continued

Appropriation or Fund Account Title	Account Symbol				Balances, Beginning of Fiscal Year	Appropriations and Other Obligational Authority ¹	Transfers Borrowings and Investment (Net) ²	Outlays (Net)	Balances Withdrawn and Other Transactions ³	Balances, End of Fiscal Year	
	Period of Availability	ATA	AID	MAIN							SUB
Deductions for Offsetting Receipts	Subtotal		020	8212	000	178,351,760.00	21,859,962.78	-----	15,284,294.56	-----	184,927,428.22
Proprietary Receipts from the Public						-----	-1,596.00	-----	-1,596.00	-----	-----
Intrabudgetary Receipts Deducted by Agency						-----	-18,738,000.00	-----	-18,738,000.00	-----	-----
Total, Offsetting Receipts						- 0 -	-18,739,596.00	-----	-18,739,596.00	-----	- 0 -
Total, District of Columbia Courts						403,636,994.04	322,723,753.39	-----	316,737,921.71	2,069,943.91	407,552,881.81
District of Columbia General and Special Payments											
General Fund Accounts											
Federal Payment for the District of Columbia National Guard, Treasury Fund Resources:											
Undisbursed Funds	No Year		020	1701	000	-----	600,000.00	-----	600,000.00	-----	-----
Federal Payment to the Federal District of Columbia Pension Fund, Treasury Fund Resources:											
Undisbursed Funds	No Year		020	1714	000	-----	576,504,000.00	-----	576,504,000.00	-----	-----
Federal Payment for Resident Tuition Support, Treasury Fund Resources:											
Undisbursed Funds	No Year		020	1736	000	-----	40,000,000.00	-----	40,000,000.00	-----	-----
Federal Payment for Emergency Planning and Security Costs in the District of Columbia, Treasury Fund Resources:											
Undisbursed Funds	No Year		020	1771	000	-----	51,400,000.00	-----	51,400,000.00	-----	-----
Federal Payment to the District of Columbia Water and Sewer Authority, Treasury Fund Resources:											
Undisbursed Funds	No Year		020	1796	000	-----	8,000,000.00	-----	8,000,000.00	-----	-----
Federal Payment for School Improvement, Treasury Fund Resources:											
Undisbursed Funds	No Year		020	1817	000	-----	52,500,000.00	-----	52,500,000.00	-----	-----
Federal Payment to the Criminal Justice Coordinating Council, Treasury Fund Resources:											
Undisbursed Funds	No Year		020	1818	000	-----	2,150,000.00	-----	2,150,000.00	-----	-----
Federal Payment for Judicial Commissions, Treasury Fund Resources:											
Undisbursed Funds	2021-2022		020	1822	000	-----	600,000.00	-----	600,000.00	-----	-----
Federal Payment for Testing and Treatment of HIV/AIDS, Treasury Fund Resources:											
Undisbursed Funds	2021		020	1824	000	-----	4,000,000.00	-----	4,000,000.00	-----	-----
Special Fund Accounts											
District of Columbia Federal Pension Fund, Treasury Fund Resources:											
Undisbursed Funds	No Year		020	5511	000	396,113.45	595,026,383.16	-45,016,424.29	550,008,896.47	-----	397,175.85
Unrealized Discount on Investments						-21,137,575.25	-----	-----	-----	-----	-21,137,575.25
Investments in US Treasury Securities						3,815,494,911.35	-----	45,016,424.29	-----	-----	3,860,511,335.64

Footnotes at End of Chapter

Appropriations, Outlays, and Balances - Continued

Appropriation or Fund Account Title	Account Symbol				Balances, Beginning of Fiscal Year	Appropriations and Other Obligational Authority ¹	Transfers Borrowings and Investment (Net) ²	Outlays (Net)	Balances Withdrawn and Other Transactions ³	Balances, End of Fiscal Year	
	Period of Availability	ATA	AID	MAIN SUB							
Deductions for Offsetting Receipts	Subtotal		020	5511	000	3,794,753,449.55	595,026,383.16	-----	550,008,896.47	-----	3,839,770,936.24
Proprietary Receipts from the Public						-----	-4,163.73	-----	-4,163.73	-----	-----
Intrabudgetary Receipts Deducted by Agency						-----	-595,026,383.16	-----	-595,026,383.16	-----	-----
Total, Offsetting Receipts						- 0 -	-595,030,546.89	-----	-595,030,546.89	-----	- 0 -
Total, District of Columbia General and Special Payments						3,794,753,449.55	735,749,836.27	-----	690,732,349.58	-----	3,839,770,936.24
Total, District of Columbia						4,198,390,443.59	1,058,472,358.40	-----	1,007,469,040.03	2,069,943.91	4,247,323,818.05
Election Assistance Commission											
General Fund Accounts											
Salaries and Expenses, Election Assistance Commission Fund Resources:											
Undisbursed Funds	2021		525	1650	000	-----	15,500,000.00	-----	8,181,040.48	-----	7,318,959.52
	2020-2021					2,400,000.00	-----	-----	597,575.88	-----	1,802,424.12
	2020					3,077,785.44	-----	-----	2,279,590.66	-----	798,194.78
	2019					482,622.63	-----	-----	155,531.27	-----	327,091.36
	2018					540,810.40	-----	-----	2,056.09	-----	538,754.31
	2017					350,303.30	-----	-----	1,759.19	-----	348,544.11
	2016					884,128.87	-----	-----	1,373.30	882,755.57	-----
	Subtotal		525	1650	000	7,735,650.64	15,500,000.00	-----	11,218,926.87	882,755.57	11,133,968.20
Election Reform Programs, Election Assistance Commission Fund Resources:											
Undisbursed Funds	2020		525	1651	000	2,886,500.00	-----	-----	-37,357,398.69	-----	40,243,898.69
	No Year					2,225,695.44	-----	-----	-----	-----	2,225,695.44
	Subtotal		525	1651	000	5,112,195.44	-----	-----	-37,357,398.69	-----	42,469,594.13
Election Data Collections Grants, Election Assistance Commission Fund Resources:											
Undisbursed Funds	No Year		525	1652	000	1,557,794.38	-----	-----	-----	-----	1,557,794.38
Deductions for Offsetting Receipts											
Proprietary Receipts from the Public						-----	-110.26	-----	-110.26	-----	-----
Total, Election Assistance Commission						14,405,640.46	15,499,889.74	-----	-26,138,582.08	882,755.57	55,161,356.71
Equal Employment Opportunity Commission											
General Fund Accounts											
Salaries and Expenses, Equal Employment Opportunity Commission Fund Resources:											
Undisbursed Funds	2021		045	0100	000	-----	404,490,000.00	-----	327,068,690.00	-----	77,421,310.00
	2020					64,327,199.60	-----	-----	56,165,076.05	-----	8,162,123.55
	2019					7,964,450.24	-----	-----	2,863,059.16	-----	5,101,391.08
	2018					9,015,261.61	-----	-----	4,083,528.68	-----	4,931,732.93
	2017					3,306,119.57	-----	-----	115,924.44	-----	3,190,195.13
	2016					1,630,764.92	-----	-----	-253,979.28	1,884,744.20	-----
	No Year					934,035.87	-----	-----	855,222.93	-----	78,812.94

Footnotes at End of Chapter

Appropriations, Outlays, and Balances - Continued

Appropriation or Fund Account Title	Account Symbol				Balances, Beginning of Fiscal Year	Appropriations and Other Obligational Authority ¹	Transfers Borrowings and Investment (Net) ²	Outlays (Net)	Balances Withdrawn and Other Transactions ³	Balances, End of Fiscal Year	
	Period of Availability	ATA	AID	MAIN							SUB
Public Enterprise Funds	Subtotal		045	0100	000	87,177,831.81	404,490,000.00	-----	390,897,521.98	1,884,744.20	98,885,565.63
EEOC Education, Technical Assistance and Training Revolving Fund, Equal Employment Opportunity Commission Fund Resources:											
Undisbursed Funds	No Year		045	4019	000	4,215,199.87	-----	-----	80,670.80	-----	4,134,529.07
Deductions for Offsetting Receipts											
Proprietary Receipts from the Public						-----	-270,307.40	-----	-270,307.40	-----	-----
Intrabudgetary Receipts Deducted by Agency						-----	-14,908.66	-----	-14,908.66	-----	-----
Total, Offsetting Receipts						- 0 -	-285,216.06	-----	-285,216.06	-----	- 0 -
Total, Equal Employment Opportunity Commission						91,393,031.68	404,204,783.94	-----	390,692,976.72	1,884,744.20	103,020,094.70
Export-Import Bank of the United States											
General Fund Accounts											
Administration Expenses, Export-Import Bank of the United States Fund Resources:											
Undisbursed Funds	2021-2022		083	0100	000	-----	7,413,751.93	-----	-----	-----	7,413,751.93
	2021					-----	754,331,088.41	-----	722,164,601.04	-----	32,166,487.37
	2020-2021					9,804,579.68	-----	-----	9,799,549.38	-----	5,030.30
	2020					26,063,035.73	-----	-----	22,645,693.73	-----	3,417,342.00
	2019-2020					188,701.68	-----	-----	-----	-----	188,701.68
	2017-2020					1,873,448.05	-----	-----	-----	-----	1,873,448.05
	2019					7,584,379.46	-----	-----	2,582,197.88	-----	5,002,181.58
	2018					3,213,101.25	-----	-----	20,111.19	-----	3,192,990.06
	2017					3,046,381.57	-----	-----	-----	-----	3,046,381.57
	2014-2017					10,000,000.00	-----	-----	-----	-----	10,000,000.00
	2016					3,579,945.77	-----	-----	-----	3,579,945.77	-----
	2013-2016					29,106,476.28	-----	-----	-----	-----	⁵ 29,106,476.28
	2012-2015					5,161,363.44	-----	-----	-----	-----	⁶ 5,161,363.44
	2011-2014					727,343.91	-----	-----	-----	-----	⁷ 727,343.91
	2010-2013					3,551,006.53	-----	-----	-----	-----	⁸ 3,551,006.53
	2009-2012					10,145,317.28	-----	-----	-----	-----	⁹ 10,145,317.28
	2008-2011					6,289,476.57	-----	-----	-----	-----	⁹ 6,289,476.57
	2007-2010					4,895,241.54	-----	-----	-----	-----	¹⁰ 4,895,241.54
	2006-2009					38,199,145.02	-----	-----	-----	-----	¹¹ 38,199,145.02
	2005-2008					5,556,029.56	-----	-----	-----	-----	¹² 5,556,029.56
	2003-2006					150,257,184.58	-----	-----	-----	150,257,184.58	¹³ -----
	No Year					171,986,494.29	-----	-----	-15,526,007.06	-----	187,512,501.35
	Subtotal		083	0100	000	491,228,652.19	761,744,840.34	-----	741,686,146.16	153,837,130.35	357,450,216.02
Inspector General, Export-Import Bank of the United States Fund Resources:											
Undisbursed Funds	2021-2022		083	0105	000	-----	975,000.00	-----	-----	-----	975,000.00
	2021					-----	5,525,000.00	-----	3,223,174.63	-----	2,301,825.37
	2020-2021					855,000.00	-----	-----	855,000.00	-----	-----

Footnotes at End of Chapter

Appropriations, Outlays, and Balances - Continued

Appropriation or Fund Account Title	Account Symbol				Balances, Beginning of Fiscal Year	Appropriations and Other Obligational Authority ¹	Transfers Borrowings and Investment (Net) ²	Outlays (Net)	Balances Withdrawn and Other Transactions ³	Balances, End of Fiscal Year	
	Period of Availability	ATA	AID	MAIN							SUB
	2020				1,992,104.93	-----	-----	549,186.90	-----	1,442,918.03	
	2019				872,645.73	-----	-----	51,695.16	-----	820,950.57	
	2018-2019				15,660.00	-----	-----	-----	-----	15,660.00	
	2018				3,391,925.01	-----	-----	16,789.96	-----	3,375,135.05	
	2017-2018				220,199.65	-----	-----	-----	-----	220,199.65	
	2016-2017				65,709.11	-----	-----	-----	-----	65,709.11	
	2015-2016				500,486.65	-----	-----	-----	500,486.65	-----	
	Subtotal		083	0105	000	7,913,731.08	6,500,000.00	-----	4,695,846.65	500,486.65	9,217,397.78
Public Enterprise Funds											
Liquidating Account, Export-Import Bank of the United States Fund Resources:											
Undisbursed Funds	No Year		083	4027	000	-----	-----	-----	-353,748.62	14 353,748.62	-----
Deductions for Offsetting Receipts											
Proprietary Receipts from the Public					-----	-----	-----	-54,067,931.00	-----	-----	
Total, Export-Import Bank of the United States					499,142,383.27	768,244,840.34	-----	691,960,313.19	154,691,365.62	366,667,613.80	
Farm Credit Administration											
Public Enterprise Funds											
Revolving Fund for Administrative Expenses, Farm Credit Administration Fund Resources:											
Undisbursed Funds	No Year		352	4131	000	4,204,180.36	-----	-4,468,728.82	-1,161,341.03	-----	896,792.57
Unrealized Discount on Investments					-146,582.09	-----	146,582.09	-----	-----	-----	-----
Investments in US Treasury Securities					34,293,908.42	-----	4,322,146.73	-----	-----	-----	38,616,055.15
Subtotal			352	4131	000	38,351,506.69	-----	-----	-1,161,341.03	-----	39,512,847.72
Deductions for Offsetting Receipts											
Proprietary Receipts from the Public					-----	-25,244.85	-----	-25,244.85	-----	-----	
Total, Farm Credit Administration					38,351,506.69	-25,244.85	-----	-1,186,585.88	-----	39,512,847.72	
Farm Credit System Insurance Corporation											
Public Enterprise Funds											
Farm Credit Insurance Fund, Capital Corporation Investment Fund, Farm Credit Administration Fund Resources:											
Undisbursed Funds	No Year		352	4136	000	200,000.00	-----	-214,913,664.37	-214,913,664.37	-----	200,000.00
Unrealized Discount on Investments					-4,548,911.51	-----	2,465,932.60	-----	-----	-----	-2,082,978.91
Investments in US Treasury Securities					5,152,894,966.98	-----	212,447,731.77	-----	-----	-----	5,365,342,698.75
Total, Farm Credit System Insurance Corporation					5,148,546,055.47	-----	-----	-214,913,664.37	-----	5,363,459,719.84	
Federal Communications Commission											
General Fund Accounts											
Salaries and Expenses, Federal Communications Commission Fund Resources:											
Undisbursed Funds	2020		027	0100	000	-84,899.01	-----	-----	-78,033.26	-----	4 -6,865.75
	2019					-3,815.07	-----	-----	-3,815.07	-----	-----

Footnotes at End of Chapter

Appropriations, Outlays, and Balances - Continued

Appropriation or Fund Account Title	Account Symbol				Balances, Beginning of Fiscal Year	Appropriations and Other Obligational Authority ¹	Transfers Borrowings and Investment (Net) ²	Outlays (Net)	Balances Withdrawn and Other Transactions ³	Balances, End of Fiscal Year	
	Period of Availability	ATA	AID	MAIN							SUB
	2018				447.17	-----	-----	447.17	-----	-----	
	2017				447.17	-----	-----	447.17	-----	-----	
	2016				3,309.85	-----	-----	3,309.85	-----	-----	
	No Year				391,752,423.05	314,950,000.00	-----	123,466,631.88	¹⁴ 3,779,648.91	579,456,142.26	
	Subtotal		027	0100	000	391,667,913.16	314,950,000.00	-----	123,388,987.74	3,779,648.91	579,449,276.51
Spectrum Auction Program Account, Federal Communications Commission											
Fund Resources:											
Undisbursed Funds											
	No Year		027	0300	000	2,816,454.20	-----	-----	-----	2,816,454.20	
Emergency Broadband Connectivity Fund, Federal Communications Commission											
Fund Resources:											
Undisbursed Funds											
	No Year		027	1911	000	-----	3,200,000,000.00	-----	572,661,561.99	-----	2,627,338,438.01
Secure and Trusted Communications Networks Reimbursement Program, Federal Communications Commission											
Fund Resources:											
Undisbursed Funds											
	No Year		027	1912	000	-----	1,900,000,000.00	-----	2,370,537.37	-----	1,897,629,462.63
Emergency Connectivity Fund for Educational Connections and Devices, Federal Communications Commission											
Fund Resources:											
Undisbursed Funds											
	2021-2030		027	1913	000	-----	7,172,000,000.00	-----	4,211,548.32	-----	7,167,788,451.68
Special Fund Accounts											
Universal Service Fund, Federal Communications Commission											
Fund Resources:											
Undisbursed Funds											
	No Year		027	5183	000	5,911,691,206.91	9,189,627,194.94	-----	8,696,536,920.07	-----	6,404,781,481.78
TV Broadcaster Relocation Fund, Federal Communications Commission											
Fund Resources:											
Undisbursed Funds											
	No Year		027	5610	000	1,407,813,344.76	-----	-----	308,951,341.84	-----	1,098,862,002.92
Telecommunications Relay Services Fund, Federal Communications Commission											
Fund Resources:											
Undisbursed Funds											
	No Year		027	5700	000	377,571,932.53	1,562,173,972.86	-----	1,444,397,402.48	-----	495,348,502.91
Deductions for Offsetting Receipts											
Proprietary Receipts from the Public											
						-----	-34,678,749.29	-----	-34,678,749.29	-----	-----
Total, Federal Communications Commission						8,091,560,851.56	23,304,072,418.51	-----	11,117,839,550.52	3,779,648.91	20,274,014,070.64
Federal Deposit Insurance Corporation											
Deposit Insurance											
Intragovernmental Funds											
Deposit Insurance Fund, Federal Deposit Insurance Corporation											
Fund Resources:											
Undisbursed Funds											
	No Year		051	4596	000	3,441,609.71	-----	-6,817,034,062.50	-6,816,584,061.67	-----	2,991,608.88
Unrealized Discount on Investments											
						-729,125,000.00	-----	197,414,062.50	-----	-----	-531,710,937.50
Investments in US Treasury Securities											
						108,949,038,000.00	-----	6,578,020,000.00	-----	-----	115,527,058,000.00

Footnotes at End of Chapter

Appropriations, Outlays, and Balances - Continued

Appropriation or Fund Account Title	Account Symbol				Balances, Beginning of Fiscal Year	Appropriations and Other Obligational Authority ¹	Transfers Borrowings and Investment (Net) ²	Outlays (Net)	Balances Withdrawn and Other Transactions ³	Balances, End of Fiscal Year	
	Period of Availability	ATA	AID	MAIN SUB							
Total, Deposit Insurance	Subtotal		051	4596	000	108,223,354,609.71	-----	-41,600,000.00	-6,816,584,061.67	-----	114,998,338,671.38
						108,223,354,609.71	-----	-41,600,000.00	-6,816,584,061.67	-----	114,998,338,671.38
FSLIC Resolution											
Public Enterprise Funds											
The FSLIC Resolution Fund											
Fund Resources:											
Undisbursed Funds	No Year		051	4065	000	292.26	-----	-392,000.00	-392,461.86	-----	754.12
Investments in US Treasury Securities						881,479,000.00	-----	392,000.00	-----	-----	881,871,000.00
	Subtotal		051	4065	000	881,479,292.26	-----	-----	-392,461.86	-----	881,871,754.12
Operating Account, Federal Deposit Insurance Corporation											
Fund Resources:											
Undisbursed Funds	No Year		051	4067	000	23,649,109.27	-----	-----	206,990.98	-----	23,442,118.29
Total, FSLIC Resolution						905,128,401.53	-----	-----	-185,470.88	-----	905,313,872.41
FDIC - Office of Inspector General											
Intragovernmental Funds											
Office of Inspector General, Federal Deposit Insurance Corporation											
Fund Resources:											
Undisbursed Funds	2021		051	4595	000	-----	-----	41,600,000.00	41,600,000.00	-----	-----
Total, Federal Deposit Insurance Corporation						109,128,483,011.24	-----	-----	-6,775,169,532.55	-----	115,903,652,543.79
Federal Drug Control Programs											
General Fund Accounts											
High Intensity Drug Trafficking Areas Program, Funds Appropriated to the President											
Fund Resources:											
Undisbursed Funds	2021-2022		011	1070	000	-----	267,813,760.00	-----	32,890,863.10	-----	234,922,896.90
	2020-2021					231,019,690.28	-----	-801,421.00	151,998,883.72	-----	78,219,385.56
	2019-2020					70,580,089.41	-----	-----	62,186,115.56	-----	8,393,973.85
	2018-2019					4,950,573.52	-----	-----	4,502,467.87	-----	448,105.65
	2017-2018					443,235.08	-----	-----	-----	-----	443,235.08
	2016-2017					189,942.62	-----	-----	-----	-----	189,942.62
	2015-2016					160,808.20	-----	114,725.37	-----	275,533.57	-----
	Subtotal		011	1070	000	307,344,339.11	267,813,760.00	-686,695.63	251,578,330.25	275,533.57	322,617,539.66
Other Federal Drug Control Programs, Executive Office of the President											
Fund Resources:											
Undisbursed Funds	No Year		011	1460	000	100,300,324.49	128,182,000.00	-----	156,619,816.62	-----	71,862,507.87
Counterdrug Technology Assessment Center, Office of National Drug Control Policy, Executive Office of the President											
Fund Resources:											
Undisbursed Funds	No Year		011	1461	000	283,554.62	-----	-----	-199,122.62	-----	482,677.24
Total, Federal Drug Control Programs						407,928,218.22	395,995,760.00	-686,695.63	407,999,024.25	275,533.57	394,962,724.77
Federal Election Commission											
General Fund Accounts											

Footnotes at End of Chapter

Appropriations, Outlays, and Balances - Continued

Appropriation or Fund Account Title	Account Symbol				Balances, Beginning of Fiscal Year	Appropriations and Other Obligational Authority ¹	Transfers Borrowings and Investment (Net) ²	Outlays (Net)	Balances Withdrawn and Other Transactions ³	Balances, End of Fiscal Year
	Period of Availability	ATA	AID	MAIN						
Salaries and Expenses, Federal Election Commission Fund Resources:										
Undisbursed Funds	2021		360	1600	000	71,497,000.00		60,558,793.54		10,938,206.46
	2020-2021						160,000.00			160,000.00
	2020					11,959,929.65	-160,000.00	10,306,234.65		1,493,695.00
	2019					5,651,287.41		671,720.26		4,979,567.15
	2018					1,713,311.06		1,423.66		1,711,887.40
	2017-2018					1,424,044.81				1,424,044.81
	2017					1,095,170.93				1,095,170.93
	2016-2017					152,866.10				152,866.10
	2016					1,435,100.33		-65.73	1,435,166.06	
	Subtotal		360	1600	000	23,431,710.29	71,497,000.00	71,538,106.38	1,435,166.06	21,955,437.85
Deductions for Offsetting Receipts										
Proprietary Receipts from the Public						-215,599.67		-215,599.67		
Total, Federal Election Commission						23,431,710.29	71,281,400.33	71,322,506.71	1,435,166.06	21,955,437.85
Federal Financial Institutions Examination Council										
Federal Financial Institutions Examination Council Appraisal Subcommittee										
Special Fund Accounts										
Registry Fees, Appraisal Subcommittee Fund Resources:										
Undisbursed Funds	No Year		362	5026	000	7,207,076.85	10,426,773.50	4,112,297.99		13,521,552.36
Federal Housing Finance Agency										
Special Fund Accounts										
Administrative Expenses, Federal Housing Finance Agency Fund Resources:										
Undisbursed Funds	No Year		537	5532	000	2,728,339.30	335,327,971.13	-31,725,223.09	303,340,970.22	2,990,117.12
Investments in US Treasury Securities						98,300,283.14		31,725,223.09		130,025,506.23
	Subtotal		537	5532	000	101,028,622.44	335,327,971.13	303,340,970.22		133,015,623.35
Office of Inspector General, Federal Housing Finance Agency Fund Resources:										
Undisbursed Funds	No Year		537	5564	000	13,599,706.59		965,952.56		12,633,754.03
Deductions for Offsetting Receipts										
Proprietary Receipts from the Public							-5,294.00	-5,294.00		
Intrabudgetary Receipts Deducted by Agency							-98,832.13	-98,832.13		
Total, Offsetting Receipts						- 0 -	-104,126.13	-104,126.13		- 0 -
Total, Federal Housing Finance Agency						114,628,329.03	335,223,845.00	304,202,796.65		145,649,377.38
Federal Labor Relations Authority										
General Fund Accounts										

Footnotes at End of Chapter

Appropriations, Outlays, and Balances - Continued

Appropriation or Fund Account Title	Account Symbol				Balances, Beginning of Fiscal Year	Appropriations and Other Obligational Authority ¹	Transfers Borrowings and Investment (Net) ²	Outlays (Net)	Balances Withdrawn and Other Transactions ³	Balances, End of Fiscal Year
	Period of Availability	ATA	AID	MAIN						
Salaries and Expenses, Federal Labor Relations Authority Fund Resources: Undisbursed Funds	2021		054	0100	000	----- 26,600,000.00	----- -----	23,497,929.06	-----	3,102,070.94
	2020-2021					----- -----	59,477.00	-----	-----	59,477.00
	2020					3,826,009.22	-59,477.00	3,050,202.90	-----	716,329.32
	2019					1,504,125.02	-----	617,840.14	-----	886,284.88
	2018-2019					12,816.00	-----	12,816.00	-----	-----
	2018					222,446.04	-----	32,238.72	-----	190,207.32
	2017					385,354.42	-----	22,387.00	-----	362,967.42
	2016-2017					465.25	-----	-----	-----	465.25
	2016					626,746.11	-----	-----	626,746.11	-----
Total, Federal Labor Relations Authority						6,577,962.06	26,600,000.00	27,233,413.82	626,746.11	5,317,802.13
Federal Maritime Commission										
General Fund Accounts										
Salaries and Expenses, Federal Maritime Commission Fund Resources: Undisbursed Funds	2021		065	0100	000	----- 30,300,000.00	----- -----	26,062,841.86	-----	4,237,158.14
	2020					5,092,907.43	-----	3,733,761.99	-----	1,359,145.44
	2019					1,304,188.76	-----	98,833.54	-----	1,205,355.22
	2018					1,123,717.35	-----	2,729.47	-----	1,120,987.88
	2017					484,859.78	-----	-----	-----	484,859.78
	2016					233,423.03	-----	-----	233,423.03	-----
	Subtotal		065	0100	000	8,239,096.35	30,300,000.00	29,898,166.86	233,423.03	8,407,506.46
Deductions for Offsetting Receipts										
Proprietary Receipts from the Public						----- -216,489.80	----- -----	-216,489.80	-----	-----
Total, Federal Maritime Commission						8,239,096.35	30,083,510.20	29,681,677.06	233,423.03	8,407,506.46
Federal Mediation and Conciliation Service										
General Fund Accounts										
Salaries and Expenses, Federal Mediation and Conciliation Service Fund Resources: Undisbursed Funds	2021		093	0100	000	----- 48,600,000.00	----- -----	41,774,707.58	-----	6,825,292.42
	2020					5,064,458.16	-----	4,668,736.01	-----	395,722.15
	2019					1,165,390.50	-----	105,901.98	-----	1,059,488.52
	2018-2019					199,968.54	-----	86,649.19	-----	113,319.35
	2018					416,188.64	-----	11,275.79	-----	404,912.85
	2017-2018					273,908.96	-----	53,448.08	-----	220,460.88
	2017					1,266,559.51	-----	-----	-----	1,266,559.51
	2016-2017					143,812.71	-----	-----	-----	143,812.71
	2016					1,013,646.35	-----	-----	1,013,646.35	-----
	2015-2016					11,447.55	-----	-----	11,447.55	-----
	No Year					3,135,463.94	-----	-407,574.81	-----	3,543,038.75

Footnotes at End of Chapter

Appropriations, Outlays, and Balances - Continued

Appropriation or Fund Account Title	Account Symbol				Balances, Beginning of Fiscal Year	Appropriations and Other Obligational Authority ¹	Transfers Borrowings and Investment (Net) ²	Outlays (Net)	Balances Withdrawn and Other Transactions ³	Balances, End of Fiscal Year	
	Period of Availability	ATA	AID	MAIN							SUB
Total, Federal Mediation and Conciliation Service					12,690,844.86	48,600,000.00	-----	46,293,143.82	1,025,093.90	13,972,607.14	
Federal Mine Safety and Health Review Commission											
General Fund Accounts											
Salaries and Expenses, Federal Mine Safety and Health Review Commission											
Fund Resources:											
Undisbursed Funds	2021		368	2800	000	-----	17,184,000.00	-----	13,835,912.77	-----	3,348,087.23
	2020					3,056,521.07	-----	-----	1,203,611.17	-----	1,852,909.90
	2019					1,913,924.81	-----	-----	397,976.40	-----	1,515,948.41
	2018					1,241,577.17	-----	-----	-20,773.11	-----	1,262,350.28
	2017					988,949.77	-----	-----	-41,236.32	-----	1,030,186.09
	2016					1,636,921.44	-----	-----	-----	1,636,921.44	-----
	Subtotal		368	2800	000	8,837,894.26	17,184,000.00	-----	15,375,490.91	1,636,921.44	9,009,481.91
Deductions for Offsetting Receipts											
Proprietary Receipts from the Public						-----	-119.99	-----	-119.99	-----	-----
Total, Federal Mine Safety and Health Review Commission						8,837,894.26	17,183,880.01	-----	15,375,370.92	1,636,921.44	9,009,481.91
Federal Trade Commission											
General Fund Accounts											
Salaries and Expenses, Federal Trade Commission											
Fund Resources:											
Undisbursed Funds	2021-2026		029	0100	000	-----	30,400,000.00	-----	3,399,593.50	-----	27,000,406.50
	No Year					113,397,717.26	188,072,124.00	-----	95,791,834.70	-----	205,678,006.56
	Subtotal		029	0100	000	113,397,717.26	218,472,124.00	-----	99,191,428.20	-----	232,678,413.06
Deductions for Offsetting Receipts											
Proprietary Receipts from the Public						-----	-8,143,460.05	-----	-8,143,460.05	-----	-----
Total, Federal Trade Commission						113,397,717.26	210,328,663.95	-----	91,047,968.15	-----	232,678,413.06
Gulf Coast Ecosystem Restoration Council											
General Fund Accounts											
Gulf Coast Ecosystem Restoration Council											
Fund Resources:											
Undisbursed Funds	No Year		471	1770	000	187,374,687.19	-----	-----	-46,797,162.12	-----	234,171,849.31
Harry S Truman Scholarship Foundation											
General Fund Accounts											
Salaries and Expenses, Harry S. Truman Scholarship Foundation											
Fund Resources:											
Undisbursed Funds	No Year		372	0950	000	-----	2,000,000.00	-----	2,000,000.00	-----	-----
Trust Fund Accounts											
Harry S. Truman Memorial Scholarship Trust Fund, Harry S Truman Scholarship Foundation											
Fund Resources:											
Undisbursed Funds	No Year		372	8296	000	18,771,534.36	717,987.12	13,754,073.51	382,794.15	-----	32,860,800.84
Unrealized Discount on Investments						-141,603.01	-----	35,807.74	-----	-----	-105,795.27

Footnotes at End of Chapter

Appropriations, Outlays, and Balances - Continued

Appropriation or Fund Account Title	Account Symbol					Balances, Beginning of Fiscal Year	Appropriations and Other Obligational Authority ¹	Transfers Borrowings and Investment (Net) ²	Outlays (Net)	Balances Withdrawn and Other Transactions ³	Balances, End of Fiscal Year
	Period of Availability	ATA	AID	MAIN	SUB						
Investments in US Treasury Securities						34,125,393.87	-----	-13,789,881.25	-----	-----	20,335,512.62
Subtotal			372	8296	000	52,755,325.22	717,987.12	-----	382,794.15	-----	53,090,518.19
Deductions for Offsetting Receipts											
Proprietary Receipts from the Public						-----	-130.56	-----	-130.56	-----	-----
Total, Harry S Truman Scholarship Foundation						52,755,325.22	2,717,856.56	-----	2,382,663.59	-----	53,090,518.19
Institute of American Indian and Alaska Native Culture and Arts Development											
General Fund Accounts											
Payment to the Institute, Institute of American Indian and Alaska Native Culture and Arts Development Fund Resources:											
Undisbursed Funds	2021-2022		373	2900	000	-----	10,772,000.00	-----	10,772,000.00	-----	-----
Institute of Museum and Library Services											
General Fund Accounts											
Office of Museum and Library Services: Grants and Administration, Institute of Museum and Library Services Fund Resources:											
Undisbursed Funds	2021		474	0301	000	-----	257,000,000.00	-----	33,795,982.59	-----	223,204,017.41
	2020-2021					43,875,904.14	-----	-----	25,676,540.29	-----	18,199,363.85
	2020					218,815,891.15	-----	-----	145,034,447.56	-----	73,781,443.59
	2019					70,220,204.67	-----	-----	37,279,887.54	-----	32,940,317.13
	2018					27,627,583.50	-----	-----	13,134,304.65	-----	14,493,278.85
	2017					9,712,288.57	-----	-----	4,770,550.97	-----	4,941,737.60
	2016					4,067,982.79	-----	-----	2,043,497.04	2,024,485.75	-----
	No Year					1,342,367.84	200,000,000.00	-----	19,449,474.94	-----	181,892,892.90
Subtotal			474	0301	000	375,662,222.66	457,000,000.00	-----	281,184,685.58	2,024,485.75	549,453,051.33
Trust Fund Accounts											
Gifts and Donations, Institute of Museum and Library Services Fund Resources:											
Undisbursed Funds	No Year		474	8080	000	973,717.41	3,400.00	-----	798,273.00	-----	178,844.41
Deductions for Offsetting Receipts											
Proprietary Receipts from the Public						-----	-13,957.42	-----	-13,957.42	-----	-----
Total, Institute of Museum and Library Services						376,635,940.07	456,989,442.58	-----	281,969,001.16	2,024,485.75	549,631,895.74
Intelligence Community Management Account											
General Fund Accounts											
Expenses, Intelligence Community Management Account Fund Resources:											
Undisbursed Funds	2021		467	0401	000	-----	605,083,000.00	-----	404,402,347.79	-----	200,680,652.21
	2020					145,525,364.73	-----	-----	109,958,258.04	-----	35,567,106.69
	2019					14,328,466.06	-----	-----	3,083,410.07	-----	11,245,055.99
	2018					48,289,208.64	-----	-----	2,219,881.96	-----	46,069,326.68
	2017					29,752,012.36	-----	-----	2,605,921.85	-----	27,146,090.51

Footnotes at End of Chapter

Appropriations, Outlays, and Balances - Continued

Appropriation or Fund Account Title	Account Symbol				Balances, Beginning of Fiscal Year	Appropriations and Other Obligational Authority ¹	Transfers Borrowings and Investment (Net) ²	Outlays (Net)	Balances Withdrawn and Other Transactions ³	Balances, End of Fiscal Year	
	Period of Availability	ATA	AID	MAIN							SUB
Total, Intelligence Community Management Account	2016				38,255,734.82	-----	-----	2,884,994.44	35,370,740.38	-----	
					276,150,786.61	605,083,000.00	-----	525,154,814.15	35,370,740.38	320,708,232.08	
International Trade Commission											
General Fund Accounts											
Salaries and Expenses, International Trade Commission Fund Resources:											
Undisbursed Funds	No Year		034	0100	000	20,341,935.89	103,000,000.00	-----	101,669,716.46	-----	21,672,219.43
Deductions for Offsetting Receipts											
Proprietary Receipts from the Public					-----	-228.32	-----	-228.32	-----	-----	
Total, International Trade Commission					20,341,935.89	102,999,771.68	-----	101,669,488.14	-----	21,672,219.43	
James Madison Memorial Fellowship Foundation											
Trust Fund Accounts											
James Madison Memorial Fellowship Foundation Trust Fund Fund Resources:											
Undisbursed Funds	No Year		381	8282	000	3,117,492.54	2,154,465.88	-----	2,286,127.98	-----	2,985,830.44
Unrealized Discount on Investments						-894,183.00	-----	-----	-----	-----	-894,183.00
Investments in US Treasury Securities						37,341,082.21	-----	-----	-----	-----	37,341,082.21
Subtotal			381	8282	000	39,564,391.75	2,154,465.88	-----	2,286,127.98	-----	39,432,729.65
Deductions for Offsetting Receipts											
Proprietary Receipts from the Public					-----	-2,016.66	-----	-2,016.66	-----	-----	
Total, James Madison Memorial Fellowship Foundation					39,564,391.75	2,152,449.22	-----	2,284,111.32	-----	39,432,729.65	
Japan-United States Friendship Commission											
Trust Fund Accounts											
Japan-United States Friendship Trust Fund, Japan-United States Friendship Commission Fund Resources:											
Undisbursed Funds	No Year		382	8025	000	3,875,078.48	1,695,107.14	-3,145,763.90	1,554,855.16	-----	869,566.56
Unrealized Discount on Investments						-38,450.00	-----	-54,236.10	-----	-----	-92,686.10
Investments in US Treasury Securities						32,525,735.47	-----	3,200,000.00	-----	-----	35,725,735.47
Total, Japan-United States Friendship Commission						36,362,363.95	1,695,107.14	-----	1,554,855.16	-----	36,502,615.93
Legal Services Corporation											
General Fund Accounts											
Payment to the Legal Services Corporation, Legal Services Corporation, Treasury Fund Resources:											
Undisbursed Funds	2021		020	0501	000	-----	465,000,000.00	-----	465,000,000.00	-----	-----
Marine Mammal Commission											
General Fund Accounts											
Salaries and Expenses, Marine Mammal Commission Fund Resources:											
Undisbursed Funds	2021		387	2200	000	-----	3,769,000.00	-----	2,810,425.81	-----	958,574.19

Footnotes at End of Chapter

Appropriations, Outlays, and Balances - Continued

Appropriation or Fund Account Title	Account Symbol				Balances, Beginning of Fiscal Year	Appropriations and Other Obligational Authority ¹	Transfers Borrowings and Investment (Net) ²	Outlays (Net)	Balances Withdrawn and Other Transactions ³	Balances, End of Fiscal Year	
	Period of Availability	ATA	AID	MAIN							SUB
	2020				866,460.98	-----	-----	666,430.21	-----	200,030.77	
	2019				75,687.36	-----	-----	30,508.22	-----	45,179.14	
	2018				233,089.71	-----	-----	1,000.00	-----	232,089.71	
	2017				138,730.72	-----	-----	21,956.20	-----	116,774.52	
	2016				160,185.99	-----	-----	3,940.00	156,245.99	-----	
Total, Marine Mammal Commission					1,474,154.76	3,769,000.00	-----	3,534,260.44	156,245.99	1,552,648.33	
Merit Systems Protection Board											
General Fund Accounts											
Salaries and Expenses, Merit Systems Protection Board Fund Resources:											
Undisbursed Funds	2021-2022		389	0100	000	-----	44,490,000.00	-----	33,294,852.18	-----	11,195,147.82
	2020-2021					10,728,324.92	-----	9,073,315.53	-----	1,655,009.39	
	2019-2020					1,103,630.73	-----	445,830.72	-----	657,800.01	
	2018-2019					1,493,497.50	-----	272,157.92	-----	1,221,339.58	
	2018					218.65	-----	-----	-----	218.65	
	2017-2018					563,584.05	-----	-1,349.70	-----	564,933.75	
	2016-2017					867,652.60	-----	1,400.00	-----	866,252.60	
	2015-2016					801,828.62	-----	2,942.00	798,886.62	-----	
Total, Merit Systems Protection Board						15,558,737.07	44,490,000.00	-----	43,089,148.65	798,886.62	16,160,701.80
Military Compensation and Retirement Modernization Commission											
General Fund Accounts											
Military Compensation and Retirement Modernization Commission Fund Resources:											
Undisbursed Funds	No Year		479	2994	000	1,327,076.56	-----	-----	-----	1,327,076.56	
Morris K. Udall and Stewart L. Udall Foundation											
General Fund Accounts											
Federal Payment to Morris K. Udall Scholarship and Excellence in National Environmental Policy Foundation Fund Resources:											
Undisbursed Funds	No Year		487	0900	000	-----	1,800,000.00	72,531.00	1,872,531.00	-----	-----
Environmental Dispute Resolution Fund, Morris K. Udall and Stewart L. Udall Foundation Fund Resources:											
Undisbursed Funds	No Year		487	0925	000	5,010,661.76	3,200,000.00	3,197,843.75	3,639,271.63	-----	7,769,233.88
Unrealized Discount on Investments						-2,843.75	-----	2,156.25	-----	-----	-687.50
Investments in US Treasury Securities						5,400,000.00	-----	-3,200,000.00	-----	-----	2,200,000.00
Subtotal			487	0925	000	10,407,818.01	3,200,000.00	-----	3,639,271.63	-----	9,968,546.38
Trust Fund Accounts											
Morris K. Udall and Stewart L. Udall Trust Fund, Morris K. Udall and Stewart L. Udall Foundation Fund Resources:											
Undisbursed Funds	No Year		487	8615	000	4,104,273.01	3,531,891.78	17,984,375.00	2,717,231.50	-----	22,903,308.29
Unrealized Discount on Investments						-31,532.32	-----	15,625.00	-----	-----	-15,907.32
Investments in US Treasury Securities						49,477,955.55	-----	-18,000,000.00	-----	-----	31,477,955.55

Footnotes at End of Chapter

Appropriations, Outlays, and Balances - Continued

Appropriation or Fund Account Title	Account Symbol				Balances, Beginning of Fiscal Year	Appropriations and Other Obligational Authority ¹	Transfers Borrowings and Investment (Net) ²	Outlays (Net)	Balances Withdrawn and Other Transactions ³	Balances, End of Fiscal Year	
	Period of Availability	ATA	AID	MAIN							SUB
Deductions for Offsetting Receipts	Subtotal		487	8615	000	53,550,696.24	3,531,891.78	-----	2,717,231.50	-----	54,365,356.52
Intrabudgetary Receipts Deducted by Agency						-----	-1,800,000.00	-----	-1,800,000.00	-----	-----
Total, Morris K. Udall and Stewart L. Udall Foundation						63,958,514.25	6,731,891.78	72,531.00	6,429,034.13	-----	64,333,902.90
National Archives and Records Administration											
General Fund Accounts											
Operating Expenses, National Archives and Records Administration											
Fund Resources:											
Undisbursed Funds											
	2021		088	0300	000	-----	365,770,000.00	-----	307,870,106.20	-----	57,899,893.80
	2020-2021					6,588,156.03	-----	-----	5,397,657.06	-----	1,190,498.97
	2020					50,970,492.96	-----	-----	46,702,490.98	-----	4,268,001.98
	2019					8,457,914.24	-----	-----	4,662,322.77	-----	3,795,591.47
	2018					4,099,899.44	-----	-----	594,929.19	-----	3,504,970.25
	2017-2018					208,183.63	-----	-----	-----	-----	208,183.63
	2017					3,688,149.27	-----	-----	40,996.61	-----	3,647,152.66
	2016					4,470,601.53	-----	-----	93,671.45	4,376,930.08	-----
	No Year					33,078,529.79	11,230,000.00	-----	1,162,095.57	-----	43,146,434.22
	Subtotal		088	0300	000	111,561,926.89	377,000,000.00	-----	366,524,269.83	4,376,930.08	117,660,726.98
National Historical Publications and Records Commission, National Archives and Records Administration											
Fund Resources:											
Undisbursed Funds											
	No Year		088	0301	000	12,036,182.79	6,500,000.00	-----	6,095,152.19	-----	12,441,030.60
Repairs and Restoration, National Archives and Records Administration											
Fund Resources:											
Undisbursed Funds											
	No Year		088	0302	000	9,516,239.45	9,500,000.00	-----	6,270,190.95	-----	12,746,048.50
Office of Inspector General, National Archives and Records Administration											
Fund Resources:											
Undisbursed Funds											
	2021		088	0305	000	-----	4,823,000.00	-----	4,189,874.05	-----	633,125.95
	2020					533,750.66	-----	-----	442,149.46	-----	91,601.20
	2019					528,994.61	-----	-----	5,246.34	-----	523,748.27
	2018					537,417.61	-----	-----	-----	-----	537,417.61
	2017					603,824.05	-----	-----	-----	-----	603,824.05
	2016					277,248.75	-----	-----	-----	277,248.75	-----
	Subtotal		088	0305	000	2,481,235.68	4,823,000.00	-----	4,637,269.85	277,248.75	2,389,717.08
Intragovernmental Funds											
Records Center Revolving Fund, National Archives and Records Administration											
Fund Resources:											
Undisbursed Funds											
	2021-2022		088	4578	000	-----	50,000,000.00	-----	30,487,973.91	-----	19,512,026.09
	No Year					10,315,961.37	-----	-----	-29,568,367.95	-----	39,884,329.32
	Subtotal		088	4578	000	10,315,961.37	50,000,000.00	-----	919,605.96	-----	59,396,355.41

Footnotes at End of Chapter

Appropriations, Outlays, and Balances - Continued

Appropriation or Fund Account Title	Account Symbol				Balances, Beginning of Fiscal Year	Appropriations and Other Obligational Authority ¹	Transfers Borrowings and Investment (Net) ²	Outlays (Net)	Balances Withdrawn and Other Transactions ³	Balances, End of Fiscal Year	
	Period of Availability	ATA	AID	MAIN SUB							
Trust Fund Accounts											
National Archives Gift Fund, National Archives and Records Administration											
Fund Resources:											
Undisbursed Funds	No Year		088	8127	000	100,000.00	2,929,205.66	-1,206,913.74	1,722,291.92	-----	100,000.00
Investments in US Treasury Securities						4,921,406.92	-----	1,206,913.74	-----	-----	6,128,320.66
Subtotal			088	8127	000	5,021,406.92	2,929,205.66	-----	1,722,291.92	-----	6,228,320.66
National Archives Trust Fund, National Archives and Records Administration											
Fund Resources:											
Undisbursed Funds	No Year		088	8436	000	503,592.60	-----	2,874,539.79	2,854,448.36	-----	523,684.03
Investments in US Treasury Securities						6,422,810.35	-----	-2,874,539.79	-----	-----	3,548,270.56
Funds Held Outside the Treasury						36,290.00	-----	-----	-----	-----	36,290.00
Subtotal			088	8436	000	6,962,692.95	-----	-----	2,854,448.36	-----	4,108,244.59
Deductions for Offsetting Receipts											
Proprietary Receipts from the Public						-----	-2,965,485.51	-----	-2,965,485.51	-----	-----
Total, National Archives and Records Administration						157,895,646.05	447,786,720.15	-----	386,057,743.55	4,654,178.83	214,970,443.82
National Capital Planning Commission											
General Fund Accounts											
Salaries and Expenses, National Capital Planning Commission											
Fund Resources:											
Undisbursed Funds	2021		394	2500	000	-----	8,124,000.00	-----	7,511,673.24	-----	612,326.76
	2020					1,072,886.33	-----	-----	718,884.66	-----	354,001.67
	2019					468,482.48	-----	-----	143,240.23	-----	325,242.25
	2018					355,967.49	-----	-----	165,793.41	-----	190,174.08
	2017					167,151.74	-----	-----	-----	-----	167,151.74
	2016					141,061.56	-----	-----	-----	141,061.56	-----
	No Year					9,476.51	-----	-----	-----	-----	9,476.51
Subtotal			394	2500	000	2,215,026.11	8,124,000.00	-----	8,539,591.54	141,061.56	1,658,373.01
Deductions for Offsetting Receipts											
Proprietary Receipts from the Public						-----	-0.51	-----	-0.51	-----	-----
Total, National Capital Planning Commission						2,215,026.11	8,123,999.49	-----	8,539,591.03	141,061.56	1,658,373.01
National Council on Disability											
General Fund Accounts											
Salaries and Expenses, National Council on Disability											
Fund Resources:											
Undisbursed Funds	2021		413	3500	000	-----	3,350,000.00	-----	2,722,135.86	-----	627,864.14
	2020					572,376.83	-----	-----	359,896.96	-----	212,479.87
	2019					37,443.44	-----	-----	400.00	-----	37,043.44
	2018					16,944.69	-----	-----	-----	-----	16,944.69
	2017					93,397.23	-----	-----	-----	-----	93,397.23
	2016					24,605.99	-----	-----	-----	24,605.99	-----

Footnotes at End of Chapter

Appropriations, Outlays, and Balances - Continued

Appropriation or Fund Account Title	Account Symbol				Balances, Beginning of Fiscal Year	Appropriations and Other Obligational Authority ¹	Transfers Borrowings and Investment (Net) ²	Outlays (Net)	Balances Withdrawn and Other Transactions ³	Balances, End of Fiscal Year
	Period of Availability	ATA	AID	MAIN						
Total, National Council on Disability	No Year				135.53	-----	-----	-----	-----	135.53
					744,903.71	3,350,000.00	-----	3,082,432.82	24,605.99	987,864.90
National Credit Union Administration										
Public Enterprise Funds										
Operating Fund, National Credit Union Administration										
Fund Resources:										
Undisbursed Funds	No Year		025	4056	000	10,024,945.73	-----	19,434,000.00	-10,216,277.69	39,675,223.42
Investments in US Treasury Securities						139,970,000.00	-----	-19,434,000.00	-----	120,536,000.00
	Subtotal		025	4056	000	149,994,945.73	-----	-10,216,277.69	-----	160,211,223.42
National Credit Union Share Insurance Fund, National Credit Union Administration										
Fund Resources:										
Undisbursed Funds	No Year		025	4468	000	-13,135,558.26	-----	-1,934,280,125.00	-2,011,636,142.51	¹⁴ 25.54 64,220,433.71
Unrealized Discount on Investments						-54,296,875.00	-----	16,203,125.00	-----	-38,093,750.00
Investments in US Treasury Securities						16,609,518,723.16	-----	1,918,077,000.00	-----	18,527,595,723.16
	Subtotal		025	4468	000	16,542,086,289.90	-----	-2,011,636,142.51	25.54	18,553,722,406.87
Central Liquidity Facility, National Credit Union Administration										
Fund Resources:										
Undisbursed Funds	No Year		025	4470	000	1,000,000.00	-----	-115,264,827.26	-----	1,000,000.00
Unrealized Discount on Investments						-3,200,735.79	-----	571,094.61	-----	-2,629,641.18
Investments in US Treasury Securities						1,033,451,210.56	-----	114,693,732.65	-----	1,148,144,943.21
	Subtotal		025	4470	000	1,031,250,474.77	-----	-115,264,827.26	-----	1,146,515,302.03
Community Development Revolving Loan Fund, National Credit Union Administration										
Fund Resources:										
Undisbursed Funds	2021-2022		025	4472	000	-----	1,500,000.00	-----	-----	1,500,000.00
	2020-2021					1,460,033.45	-----	-----	1,196,298.64	263,734.81
	2019-2020					1,755,777.32	-----	-----	935,171.04	820,606.28
	2018-2019					539,993.47	-----	-----	224,380.54	315,612.93
	2017-2018					473,787.56	-----	-----	3,000.00	470,787.56
	2016-2017					111,224.21	-----	-----	-----	111,224.21
	2015-2016					107,803.51	-----	-----	107,803.51	-----
	No Year					500,870.22	-----	146,000.00	-1,353,863.10	2,000,733.32
Investments in US Treasury Securities						7,778,000.00	-----	-146,000.00	-----	7,632,000.00
	Subtotal		025	4472	000	12,727,489.74	1,500,000.00	-----	1,004,987.12	107,803.51 13,114,699.11
Deductions for Offsetting Receipts										
Proprietary Receipts from the Public						-----	-50.50	-----	-50.50	-----
Total, National Credit Union Administration						17,736,059,200.14	1,499,949.50	-----	-2,136,112,310.84	107,829.05 19,873,563,631.43
National Endowment for the Arts										
General Fund Accounts										
Grants and Administration, National Endowment for the Arts										
Fund Resources:										
Undisbursed Funds	2020-2021		417	0100	000	51,757,272.96	-----	-----	39,685,352.19	12,071,920.77
	No Year					165,565,060.02	302,500,000.00	-----	146,706,703.65	321,358,356.37

Footnotes at End of Chapter

Appropriations, Outlays, and Balances - Continued

Appropriation or Fund Account Title	Account Symbol				Balances, Beginning of Fiscal Year	Appropriations and Other Obligational Authority ¹	Transfers Borrowings and Investment (Net) ²	Outlays (Net)	Balances Withdrawn and Other Transactions ³	Balances, End of Fiscal Year	
	Period of Availability	ATA	AID	MAIN SUB							
Arts and Artifacts Indemnity Fund, National Endowment for the Arts Fund Resources:	Subtotal		417	0100	000	217,322,332.98	302,500,000.00	-----	186,392,055.84	-----	333,430,277.14
Undisbursed Funds	No Year		417	0101	000	280,484.00	-----	-----	-----	-----	280,484.00
Trust Fund Accounts											
Gifts and Donations, National Endowment for the Arts Fund Resources:											
Undisbursed Funds	No Year		417	8040	000	2,900,883.83	563,675.13	-----	21,911.37	-----	3,442,647.59
Deductions for Offsetting Receipts											
Proprietary Receipts from the Public						-----	-563,675.13	-----	-563,675.13	-----	-----
Intrabudgetary Receipts Deducted by Agency						-----	-0.42	-----	-0.42	-----	-----
Total, Offsetting Receipts						- 0 -	-563,675.55	-----	-563,675.55	-----	- 0 -
Total, National Endowment for the Arts						220,503,700.81	302,499,999.58	-----	185,850,291.66	-----	337,153,408.73
National Endowment for the Humanities											
General Fund Accounts											
Grants and Administration, National Endowment for the Humanities, National Foundation on the Arts and Humanities Fund Resources:											
Undisbursed Funds	2020-2021		418	0200	000	48,698,896.28	-----	-----	38,729,860.16	-----	9,969,036.12
	No Year					205,012,959.69	302,500,000.00	-----	154,242,047.38	-----	353,270,912.31
	Subtotal		418	0200	000	253,711,855.97	302,500,000.00	-----	192,971,907.54	-----	363,239,948.43
Trust Fund Accounts											
Gifts and Donations, National Endowment for the Humanities Fund Resources:											
Undisbursed Funds	No Year		418	8050	000	1,004,442.30	35,428.01	-----	150,622.83	-----	889,247.48
Deductions for Offsetting Receipts											
Proprietary Receipts from the Public						-----	-83,048.27	-----	-83,048.27	-----	-----
Total, National Endowment for the Humanities						254,716,298.27	302,452,379.74	-----	193,039,482.10	-----	364,129,195.91
National Labor Relations Board											
General Fund Accounts											
Salaries and Expenses, National Labor Relations Board Fund Resources:											
Undisbursed Funds	2021		420	0100	000	-----	274,224,000.00	-----	236,802,994.87	-----	37,421,005.13
	2020					38,101,199.78	-----	-----	32,178,619.71	-----	5,922,580.07
	2019					7,994,656.25	-----	-----	1,451,741.23	-----	6,542,915.02
	2018					3,943,536.25	-----	-----	238,550.40	-----	3,704,985.85
	2017					1,410,999.57	-----	-----	91,998.77	-----	1,319,000.80
	2016					1,615,370.90	-----	-----	14,670.20	1,600,700.70	-----
	Subtotal		420	0100	000	53,065,762.75	274,224,000.00	-----	270,778,575.18	1,600,700.70	54,910,486.87
Deductions for Offsetting Receipts											
Proprietary Receipts from the Public						-----	-157,012.07	-----	-157,012.07	-----	-----

Footnotes at End of Chapter

Appropriations, Outlays, and Balances - Continued

Appropriation or Fund Account Title	Account Symbol				Balances, Beginning of Fiscal Year	Appropriations and Other Obligational Authority ¹	Transfers Borrowings and Investment (Net) ²	Outlays (Net)	Balances Withdrawn and Other Transactions ³	Balances, End of Fiscal Year
	Period of Availability	ATA	AID	MAIN						
Total, National Labor Relations Board					53,065,762.75	274,066,987.93	-----	270,621,563.11	1,600,700.70	54,910,486.87
National Mediation Board										
General Fund Accounts										
Salaries and Expenses, National Mediation Board										
Fund Resources:										
Undisbursed Funds	2021		421	2400	000	-----	-----	-----	-----	-----
	2020					3,820,124.16	-----	2,446,771.06	-----	1,373,353.10
	2019					1,778,172.84	-----	405,478.41	-----	1,372,694.43
	2018					2,772,785.75	-----	25,915.30	-----	2,746,870.45
	2017					1,702,636.81	-----	1,032.50	-----	1,701,604.31
	2016					979,934.82	-----	-----	979,934.82	-----
Total, National Mediation Board						11,053,654.38	-----	13,371,401.68	979,934.82	11,002,317.88
National Railroad Passenger Corporation Office of Inspector General										
General Fund Accounts										
Salaries and Expenses, Office of Inspector General, National Railroad										
Passenger Corporation										
Fund Resources:										
Undisbursed Funds	2021		575	2996	000	-----	-----	-----	-----	-----
	2020					4,749,362.06	-----	2,830,188.75	-----	1,919,173.31
	2019					569,496.29	-----	6,504.00	-----	562,992.29
	2018					877,686.69	-----	4,950.00	-----	872,736.69
	2017					2,198,369.72	-----	-----	-----	2,198,369.72
	2016					4,372,901.18	-----	-----	4,372,901.18	-----
Total, National Railroad Passenger Corporation Office of Inspector General						12,767,815.94	-----	23,607,832.55	4,372,901.18	10,061,082.21
National Transportation Safety Board										
General Fund Accounts										
Salaries and Expenses, National Transportation Safety Board										
Fund Resources:										
Undisbursed Funds	2021		424	0310	000	-----	-----	-----	-----	-----
	2020					17,072,772.19	-----	13,997,666.61	-----	3,075,105.58
	2019					3,661,689.31	-----	655,965.38	-----	3,005,723.93
	2018					3,415,741.32	-----	30,319.76	-----	3,385,421.56
	2017					1,533,797.22	-----	-117,063.94	-----	1,650,861.16
	2016					1,458,163.70	-----	-8,732.27	1,466,895.97	-----
	No Year					9,845,896.53	-----	-577,440.48	-----	10,423,337.01
	Subtotal		424	0310	000	36,988,060.27	-----	110,503,228.03	1,466,895.97	43,417,936.27
Emergency Fund, National Transportation Safety Board										
Fund Resources:										
Undisbursed Funds	No Year		424	0311	000	1,997,884.00	-----	-----	-----	1,997,884.00
Deductions for Offsetting Receipts										
Proprietary Receipts from the Public						-----	-11.50	-----	-11.50	-----

Footnotes at End of Chapter

Appropriations, Outlays, and Balances - Continued

Appropriation or Fund Account Title	Account Symbol				Balances, Beginning of Fiscal Year	Appropriations and Other Obligational Authority ¹	Transfers Borrowings and Investment (Net) ²	Outlays (Net)	Balances Withdrawn and Other Transactions ³	Balances, End of Fiscal Year
	Period of Availability	ATA	AID	MAIN						
Total, National Transportation Safety Board					38,985,944.27	118,399,988.50	-----	110,503,216.53	1,466,895.97	45,415,820.27
Neighborhood Reinvestment Corporation										
General Fund Accounts										
Payment to Neighborhood Reinvestment Corporation, Neighborhood Reinvestment Corporation										
Fund Resources:										
Undisbursed Funds	2021-2025		428	1350	000	-----	100,000,000.00	-----	100,000,000.00	-----
	2021-2024					-----	2,000,000.00	-----	2,000,000.00	-----
	2021					-----	163,000,000.00	-----	163,000,000.00	-----
	2016					-----	-----	-----	-1,011.09	1,011.09
Total, Neighborhood Reinvestment Corporation						-----	265,000,000.00	-----	264,998,988.91	1,011.09
Northern Border Regional Commission										
General Fund Accounts										
Northern Border Regional Commission										
Fund Resources:										
Undisbursed Funds	No Year		573	3742	000	63,688,293.47	30,000,000.00	-----	8,339,092.60	-----
Nuclear Regulatory Commission										
General Fund Accounts										
Salaries and Expenses, Nuclear Regulatory Commission										
Fund Resources:										
Undisbursed Funds	2021-2022		031	0200	000	-----	9,500,000.00	-----	3,746,411.65	-----
	2020-2021					7,365,599.00	-----	-2,608,000.00	4,712,627.83	-----
	2019-2020					19,514.91	-----	-----	320.42	-----
	2018-2019					24,861.98	-----	-----	-----	24,861.98
	2017-2018					34,389.03	-----	-----	-----	34,389.03
	2016-2017					32,246.71	-----	-----	-----	32,246.71
	2015-2016					13,375.50	-----	-----	-----	13,375.50
	No Year					376,255,621.28	821,400,000.00	2,608,000.00	836,840,613.36	-----
	Subtotal		031	0200	000	383,745,608.41	830,900,000.00	-----	845,299,973.26	13,375.50
Office of Inspector General, Nuclear Regulatory Commission										
Fund Resources:										
Undisbursed Funds	2021-2022		031	0300	000	-----	13,499,000.00	-----	10,859,099.03	-----
	2020-2021					2,960,812.09	-----	-----	1,364,249.16	-----
	2019-2020					553,066.48	-----	-----	295,760.03	-----
	2018-2019					448,215.54	-----	-----	1,585.83	-----
	2017-2018					593,898.78	-----	-----	-----	593,898.78
	2016-2017					869,423.56	-----	-----	-----	869,423.56
	2015-2016					166,988.85	-----	-----	-----	166,988.85
	No Year					1,062,498.53	-----	-----	-----	1,062,498.53
	Subtotal		031	0300	000	6,654,903.83	13,499,000.00	-----	12,520,694.05	166,988.85
Special Fund Accounts										

Footnotes at End of Chapter

Appropriations, Outlays, and Balances - Continued

Appropriation or Fund Account Title	Account Symbol				Balances, Beginning of Fiscal Year	Appropriations and Other Obligational Authority ¹	Transfers Borrowings and Investment (Net) ²	Outlays (Net)	Balances Withdrawn and Other Transactions ³	Balances, End of Fiscal Year	
	Period of Availability	ATA	AID	MAIN							SUB
Nuclear Facilities Fees Fund, Nuclear Regulatory Commission Fund Resources: Undisbursed Funds	No Year		031	5280	000	330,475.00	-330,475.00	-----	-----	-----	-----
Deductions for Offsetting Receipts											
Proprietary Receipts from the Public						-----	-103,205.84	-----	-103,205.84	-----	-----
Offsetting Governmental Receipts						-----	-714,255,497.06	-----	-714,255,497.06	-----	-----
Total, Offsetting Receipts						- 0 -	-714,358,702.90	-----	-714,358,702.90	-----	- 0 -
Total, Nuclear Regulatory Commission						390,730,987.24	129,709,822.10	-----	143,461,964.41	180,364.35	376,798,480.58
Nuclear Waste Technical Review Board											
General Fund Accounts											
Salaries and Expenses, Nuclear Waste Technical Review Board Fund Resources: Undisbursed Funds	2021-2022		431	0500	000	-----	3,600,000.00	-----	2,375,178.02	-----	1,224,821.98
	2020-2021					1,427,088.97	-----	-----	955,381.42	-----	471,707.55
	2019-2020					223,215.46	-----	-----	131,997.67	-----	91,217.79
	2018-2019					16,224.17	-----	-----	560.08	-----	15,664.09
	2017-2018					36,703.03	-----	-----	318.81	-----	36,384.22
	No Year					611,842.39	-----	-----	-----	-----	611,842.39
Total, Nuclear Waste Technical Review Board						2,315,074.02	3,600,000.00	-----	3,463,436.00	-----	2,451,638.02
Occupational Safety and Health Review Commission											
General Fund Accounts											
Salaries and Expenses, Occupational Safety and Health Review Commission Fund Resources: Undisbursed Funds	2021		432	2100	000	-----	13,225,000.00	-----	10,833,897.92	-----	2,391,102.08
	2020					2,941,687.65	-----	-----	2,381,795.09	-----	559,892.56
	2019					713,641.88	-----	-----	85,789.77	-----	627,852.11
	2018					380,115.06	-----	-----	1,015.56	-----	379,099.50
	2017					447,387.58	-----	-----	-----	-----	447,387.58
	2016					315,012.80	-----	-----	-----	315,012.80	-----
Total, Occupational Safety and Health Review Commission						4,797,844.97	13,225,000.00	-----	13,302,498.34	315,012.80	4,405,333.83
Office of Government Ethics											
General Fund Accounts											
Salaries and Expenses, Office of Government Ethics Fund Resources: Undisbursed Funds	2021		434	1100	000	-----	18,600,000.00	-----	14,833,429.71	-----	3,766,570.29
	2020					3,551,678.95	-----	-----	2,828,013.25	-----	723,665.70
	2019-2020					33,434.00	-----	-----	33,434.00	-----	-----
	2019					29,405.92	-----	-----	-356,167.96	-----	385,573.88
	2018					12,379.31	-----	-----	-171,112.30	-----	183,491.61
	2017					62,213.82	-----	-----	-16,816.16	-----	79,029.98
	2016					29,320.60	-----	-----	-23,618.25	52,938.85	-----

Footnotes at End of Chapter

Appropriations, Outlays, and Balances - Continued

Appropriation or Fund Account Title	Account Symbol				Balances, Beginning of Fiscal Year	Appropriations and Other Obligational Authority ¹	Transfers Borrowings and Investment (Net) ²	Outlays (Net)	Balances Withdrawn and Other Transactions ³	Balances, End of Fiscal Year	
	Period of Availability	ATA	AID	MAIN							SUB
Deductions for Offsetting Receipts	Subtotal		434	1100	000	3,718,432.60	18,600,000.00	-----	17,127,162.29	52,938.85	5,138,331.46
Proprietary Receipts from the Public						-----	-11,436.03	-----	-11,436.03	-----	-----
Total, Office of Government Ethics						3,718,432.60	18,588,563.97	-----	17,115,726.26	52,938.85	5,138,331.46
Office of Navajo and Hopi Indian Relocation											
General Fund Accounts											
Salaries and Expenses, Office of Navajo and Hopi Indian Relocation Fund Resources:											
Undisbursed Funds	No Year		435	1100	000	21,458,926.56	4,000,000.00	-----	4,135,877.23	-----	21,323,049.33
Office of Special Counsel											
General Fund Accounts											
Salaries and Expenses, Office of Special Counsel Fund Resources:											
Undisbursed Funds	2021	062	0100		000	-----	29,500,000.00	-----	25,959,737.00	-----	3,540,263.00
	2020					2,955,156.76	-----	-----	2,682,001.69	-----	273,155.07
	2019					345,736.16	-----	-----	55,307.03	-----	290,429.13
	2018					433,929.95	-----	-----	-----	-----	433,929.95
	2017					282,022.96	-----	-----	-8,903.56	-----	290,926.52
	2016					220,903.52	-----	-----	-----	220,903.52	-----
Total, Office of Special Counsel						4,237,749.35	29,500,000.00	-----	28,688,142.16	220,903.52	4,828,703.67
Other Commissions and Boards											
General Fund Accounts											
National Commission on Military, National, and Public Service Fund Resources:											
Undisbursed Funds	No Year		236	2978	000	10,379,354.12	-----	-----	-----	-----	10,379,354.12
Salaries and Expenses, Women's Suffrage Centennial Commission Fund Resources:											
Undisbursed Funds	No Year		237	2979	000	1,481,998.90	-----	-----	1,059,144.88	-----	422,854.02
Salaries and Expenses, Public Buildings Reform Board Fund Resources:											
Undisbursed Funds	No Year		290	2860	000	2,928,436.32	3,500,000.00	-----	2,835,987.00	-----	3,592,449.32
Salaries and Expenses, Commission for the Preservation of America's Heritage Abroad Fund Resources:											
Undisbursed Funds	2021	321	3700		000	-----	642,000.00	-----	559,899.67	-----	82,100.33
	2020					192,011.90	-----	-----	100,187.85	-----	91,824.05
	2019					94,674.84	-----	-----	9,706.48	-----	84,968.36
	2018					10,043.68	-----	-----	249.08	-----	9,794.60
	2017					13,919.95	-----	-----	113.34	-----	13,806.61
	2016					42,770.81	-----	-----	-----	42,770.81	-----

Footnotes at End of Chapter

Appropriations, Outlays, and Balances - Continued

Appropriation or Fund Account Title	Account Symbol				Balances, Beginning of Fiscal Year	Appropriations and Other Obligational Authority ¹	Transfers Borrowings and Investment (Net) ²	Outlays (Net)	Balances Withdrawn and Other Transactions ³	Balances, End of Fiscal Year	
	Period of Availability	ATA	AID	MAIN							SUB
Subtotal			321	3700	000	353,421.18	642,000.00	-----	670,156.42	42,770.81	282,493.95
Salaries and Expenses, Commission for the Study of International Migration and Cooperative Economic Development Fund Resources: Undisbursed Funds	No Year		322	1400	000	-545.00	-----	-----	-----	-----	⁴ -545.00
Salaries and Expenses, Office of Nuclear Waste Negotiator Fund Resources: Undisbursed Funds	No Year		437	0700	000	-6,540.38	-----	-----	-----	-----	⁴ -6,540.38
Trust Fund Accounts											
Gifts and Donations, Federal Judicial Center, the Judiciary Fund Resources: Undisbursed Funds	No Year		010	8123	000	132,189.80	-----	-----	-----	-----	132,189.80
Gifts and Donations, Commission for the Preservation of America's Heritage Abroad Fund Resources: Undisbursed Funds	No Year		321	8268	000	187,496.66	86,500.00	-----	92,177.14	-----	181,819.52
Deductions for Offsetting Receipts											
Proprietary Receipts from the Public						-----	-85,625.24	-----	-85,625.24	-----	-----
Total, Other Commissions and Boards						15,455,811.60	4,142,874.76	-----	4,571,840.20	42,770.81	14,984,075.35
Patient-Centered Outcomes Research Trust Fund											
General Fund Accounts											
Payments to the Patient-Centered Outcomes Research Trust Fund Fund Resources: Undisbursed Funds	2021		579	1299	000	-----	285,000,000.00	-----	285,000,000.00	-----	-----
Trust Fund Accounts											
Patient-Centered Outcomes Research Trust Fund Fund Resources: Undisbursed Funds	2010-2029		579	8299	000	-----	611,594,711.21	-36,140,898.84	575,453,812.37	-----	-----
Investments in US Treasury Securities						36,540.35	-----	36,140,898.84	-----	-----	36,177,439.19
Subtotal			579	8299	000	36,540.35	611,594,711.21	-----	575,453,812.37	-----	36,177,439.19
Deductions for Offsetting Receipts											
Intrabudgetary Receipts Deducted by Agency						-----	-285,000,000.00	-----	-285,000,000.00	-----	-----
Total, Patient-Centered Outcomes Research Trust Fund						36,540.35	611,594,711.21	-----	575,453,812.37	-----	36,177,439.19
Postal Service											
General Fund Accounts											
Office of Inspector General of the United States Postal Service, Postal Service Fund Resources: Undisbursed Funds	2021		018	0100	000	-----	250,000,000.00	-----	250,000,000.00	-----	-----
Postal Regulatory Commission, Postal Service Fund Resources: Undisbursed Funds	2021		018	0200	000	-----	17,000,000.00	-----	17,000,000.00	-----	-----

Footnotes at End of Chapter

Appropriations, Outlays, and Balances - Continued

Appropriation or Fund Account Title	Account Symbol					Balances, Beginning of Fiscal Year	Appropriations and Other Obligational Authority ¹	Transfers Borrowings and Investment (Net) ²	Outlays (Net)	Balances Withdrawn and Other Transactions ³	Balances, End of Fiscal Year
	Period of Availability	ATA	AID	MAIN	SUB						
Payment to the Postal Service Fund Fund Resources: Undisbursed Funds	2021		018	1001	000	-----	55,333,000.00	-----	55,333,000.00	-----	-----
Public Enterprise Funds											
Postal Service Fund Fund Resources: Undisbursed Funds	No Year		018	4020	002	¹⁵ -140,596,253.15	-269,679,105.00	^{16,17} -2,664,500,000.00	¹⁵ -3,000,825,944.45	¹⁸ 95,462,078.69	^{4,15} -169,411,492.39
Investments in US Treasury Securities						14,990,500,000.00	-----	9,664,500,000.00	-----	-----	24,655,000,000.00
	Subtotal		018	4020	002	14,849,903,746.85	-269,679,105.00	7,000,000,000.00	-3,000,825,944.45	95,462,078.69	24,485,588,507.61
Total, Postal Service						14,849,903,746.85	52,653,895.00	7,000,000,000.00	-2,678,492,944.45	95,462,078.69	24,485,588,507.61
Presidio Trust Public Enterprise Funds											
Expenses, Presidio Trust Fund Resources: Undisbursed Funds	No Year		512	4331	000	10,498,908.48	-----	¹⁹ 17,486,095.00	-466,068.98	-----	28,451,072.46
Investments in US Treasury Securities						153,244,000.00	-----	-548,000.00	-----	-----	152,696,000.00
Authority to Borrow from the Treasury						-----	20,000,000.00	-20,000,000.00	-----	-----	-----
Total, Presidio Trust						163,742,908.48	20,000,000.00	-3,061,905.00	-466,068.98	-----	181,147,072.46
Privacy and Civil Liberties Oversight Board General Fund Accounts											
Salaries and Expenses, Privacy and Civil Liberties Oversight Board Fund Resources: Undisbursed Funds	2021-2022		535	2724	000	-----	8,500,000.00	-----	6,218,017.84	-----	2,281,982.16
	2020-2021					3,957,692.33	-----	-----	2,982,119.23	-----	975,573.10
	2019-2020					338,870.17	-----	-----	-3,478.64	-----	342,348.81
	2018-2019					399,726.12	-----	-----	-88,537.91	-----	488,264.03
	2017-2018					3,895,686.19	-----	-----	-----	-----	3,895,686.19
	2016-2017					10,157,457.02	-----	-----	-----	-----	10,157,457.02
	2015-2016					1,983,807.42	-----	-----	-----	1,983,807.42	-----
Total, Privacy and Civil Liberties Oversight Board						20,733,239.25	8,500,000.00	-----	9,108,120.52	1,983,807.42	18,141,311.31
Railroad Retirement Board General Fund Accounts											
Dual Benefits Payments Account, Railroad Retirement Board Fund Resources: Undisbursed Funds	2021		060	0111	000	-----	13,000,000.00	-----	11,329,372.99	-----	1,670,627.01
	2020					2,032,986.53	-----	-----	364,769.32	-----	1,668,217.21
	2019					1,677,874.02	-----	-----	67,708.51	-----	1,610,165.51
	2018					1,758,004.31	-----	-----	-----	-----	1,758,004.31
	2017					1,169,749.63	-----	-----	-----	-----	1,169,749.63
	2016					1,264,223.90	-----	-----	64,907.61	1,199,316.29	-----

Footnotes at End of Chapter

Appropriations, Outlays, and Balances - Continued

Appropriation or Fund Account Title	Account Symbol				Balances, Beginning of Fiscal Year	Appropriations and Other Obligational Authority ¹	Transfers Borrowings and Investment (Net) ²	Outlays (Net)	Balances Withdrawn and Other Transactions ³	Balances, End of Fiscal Year
	Period of Availability	ATA	AID	MAIN SUB						
Subtotal		060	0111	000	7,902,838.39	13,000,000.00	-----	11,826,758.43	1,199,316.29	7,876,763.67
Federal Payments to the Railroad Retirement Accounts, Railroad Retirement Board Fund Resources:										
Undisbursed Funds	2021-2022		060	0113	000	-----	150,000.00	-----	-----	150,000.00
	2020-2021					150,000.00	-----	10,812.75	-----	139,187.25
	2019-2020					141,135.32	-----	-----	-----	141,135.32
	2018-2019					140,683.40	-----	-----	-----	140,683.40
	2017-2018					143,999.63	-----	-----	-----	143,999.63
	2016-2017					140,049.91	-----	-----	-----	140,049.91
	2015-2016					142,033.43	-----	-----	142,033.43	-----
	No Year					-----	1,337,004,770.84	-----	1,337,004,770.84	-----
Subtotal		060	0113	000	857,901.69	1,337,154,770.84	-----	1,337,015,583.59	142,033.43	855,055.51
Railroad Unemployment Insurance Extended Benefit Payments - Recovery Act, Railroad Retirement Board Fund Resources:										
Undisbursed Funds	No Year		060	0114	000	9,517,333.57	-----	-----	-21,929.15	-----
Railroad Unemployment Insurance Extended Benefits Payments, Railroad Retirement Board Fund Resources:										
Undisbursed Funds	No Year		060	0117	000	120,626,723.05	2,000,000.00	-----	36,761,062.13	-----
Payment to Limitation on Administration, Railroad Retirement Board Fund Resources:										
Undisbursed Funds	2021		060	0121	000	-----	27,983,300.00	-----	27,983,300.00	-----
Railroad Unemployment Insurance Enhanced Benefit Payments, Railroad Retirement Board Fund Resources:										
Undisbursed Funds	No Year		060	0122	000	290,232,490.09	-----	-----	65,407,711.96	-----
Railroad Unemployment Insurance Waiver of 7 Day Period, Railroad Retirement Board Fund Resources:										
Undisbursed Funds	2020-2021		060	0123	000	44,692,505.19	-----	-----	7,632,324.60	-----
Payment to Limitation on the Office of Inspector General, Railroad Retirement Board Fund Resources:										
Undisbursed Funds	2021		060	0124	000	-----	500,000.00	-----	500,000.00	-----
Trust Fund Accounts										
Social Security Equivalent Benefit Account, Railroad Retirement Board Fund Resources:										
Undisbursed Funds	No Year		060	8010	000	29,859,505.58	²⁰ 7,484,302,941.77	²¹ 171,805,203.07	²⁰ 7,661,871,126.17	-----
Investments in US Treasury Securities						944,036,000.00	-----	11,138,000.00	-----	955,174,000.00
Authority to Borrow from the Treasury						-5,870,520.06	5,028,800,000.00	-5,034,600,000.00	-----	-11,670,520.06
Subtotal			060	8010	000	968,024,985.52	12,513,102,941.77	-4,851,656,796.93	7,661,871,126.17	-----
Railroad Retirement Account, Railroad Retirement Board Fund Resources:										
Undisbursed Funds	No Year		060	8011	000	43,454,420.77	²² 6,247,542,238.48	-554,816,568.40	²² 5,701,622,462.80	-----
Investments in US Treasury Securities						306,847,000.00	-----	554,920,000.00	-----	861,767,000.00

Footnotes at End of Chapter

Appropriations, Outlays, and Balances - Continued

Appropriation or Fund Account Title	Account Symbol				Balances, Beginning of Fiscal Year	Appropriations and Other Obligational Authority ¹	Transfers Borrowings and Investment (Net) ²	Outlays (Net)	Balances Withdrawn and Other Transactions ³	Balances, End of Fiscal Year
	Period of Availability	ATA	AID	MAIN SUB						
Subtotal		060	8011	000	350,301,420.77	6,247,542,238.48	103,431.60	5,701,622,462.80	-----	896,324,628.05
Limitation on the Office of the Inspector General, Railroad Retirement Board Fund Resources:										
Undisbursed Funds	2021	060	8018	000	-----	-----	-----	-2,627,379.82	-----	2,627,379.82
	2020				2,846,864.32	-----	-----	1,106,668.69	-----	1,740,195.63
	2019				2,077,408.34	-----	-----	65,315.86	-----	2,012,092.48
	2018				1,038,339.42	-----	-----	-24.99	-----	1,038,364.41
	2017				1,340,667.11	-----	-----	1,342.52	-----	1,339,324.59
	2016				167,606.29	-----	-168,595.90	-989.61	-----	-----
	No Year				-----	500,000.00	-----	-----	-----	500,000.00
Subtotal		060	8018	000	7,470,885.48	500,000.00	-168,595.90	-1,455,067.35	-----	9,257,356.93
Railroad Unemployment Insurance Trust Fund, Benefit Payments, Railroad Retirement Board Fund Resources:										
Undisbursed Funds	No Year	060	8051	001	24,867,509.35	157,500,000.00	-----	163,473,557.85	-----	18,893,951.50
Railroad Unemployment Insurance Trust Fund, Administrative Expenses, Railroad Retirement Board Fund Resources:										
Undisbursed Funds	No Year	060	8051	002	3,333,581.76	15,950,000.00	-----	16,025,347.74	-----	3,258,234.02
National Railroad Retirement Investment Trust, Railroad Retirement Board Fund Resources:										
Undisbursed Funds	No Year	060	8118	000	-----	6,915,130,409.45	-4,010,447,216.15	2,904,683,193.30	-----	-----
Unrealized Discount on Investments					-2,219,816.49	-----	-4,922,750.41	-----	-----	-7,142,566.90
Unamortized Premium and Discount					-1,661,334.10	-----	-337,580.32	-----	-----	-1,998,914.42
Investments in US Treasury Securities					485,085,000.00	-----	286,737,000.00	-----	-----	771,822,000.00
Investments in Agency Securities					1,015,000.00	-----	-----	-----	-----	1,015,000.00
Investments in Non-Federal Securities (Market Value)(Means of Financing					24,357,541,690.42	-----	3,728,970,546.88	-----	-----	28,086,512,237.30
Subtotal		060	8118	000	24,839,760,539.83	6,915,130,409.45	-----	2,904,683,193.30	-----	28,850,207,755.98
Limitation on Administration, Railroad Retirement Board Fund Resources:										
Undisbursed Funds	2021	060	8237	000	-----	8,300.00	-----	-23,272,063.49	-----	23,280,363.49
	2020-2021				4,216,513.12	-----	-----	2,419,860.35	-----	1,796,652.77
	2020				22,297,911.89	-----	-686,294.32	15,288,688.45	-----	6,322,929.12
	2019				4,413,629.68	-----	-440,667.54	773,811.35	-----	3,199,150.79
	2018				3,786,008.40	-----	-405,851.49	358,167.93	-----	3,021,988.98
	2017				3,080,141.36	-----	-218,421.18	-76,807.58	-----	2,938,527.76
	2016				581,639.89	-----	-271,253.17	310,386.72	-----	-----
	No Year				25,310,645.22	27,975,000.00	2,022,487.70	5,731,951.91	-----	49,576,181.01
Subtotal		060	8237	000	63,686,489.56	27,983,300.00	-----	1,533,995.64	-----	90,135,793.92
Deductions for Offsetting Receipts										
Proprietary Receipts from the Public					-----	-6,905,734,174.41	-----	-6,905,734,174.41	-----	-----
Intrabudgetary Receipts Deducted by Agency					-----	-9,103,086,070.84	-----	-9,103,086,070.84	-----	-----

Footnotes at End of Chapter

Appropriations, Outlays, and Balances - Continued

Appropriation or Fund Account Title	Account Symbol				Balances, Beginning of Fiscal Year	Appropriations and Other Obligational Authority ¹	Transfers Borrowings and Investment (Net) ²	Outlays (Net)	Balances Withdrawn and Other Transactions ³	Balances, End of Fiscal Year
	Period of Availability	ATA	AID	MAIN SUB						
Total, Offsetting Receipts					- 0 -	-16,008,820,245.25	-----	-16,008,820,245.25	-----	- 0 -
Total, Railroad Retirement Board					26,731,275,204.25	11,249,526,715.29	-4,851,721,961.23	1,926,039,182.46	1,341,349.72	31,201,699,426.13
Securities and Exchange Commission										
General Fund Accounts										
Salaries and Expenses, Securities and Exchange Commission Fund Resources:										
Undisbursed Funds	No Year		050	0100	8,064,215,388.73	33,643,436.11	-----	-25,300,250.90	-----	8,123,159,075.74
Special Fund Accounts										
Securities and Exchange Commission Reserve Fund, Securities and Exchange Commission Fund Resources:										
Undisbursed Funds	No Year		050	5566	57,798,807.38	50,000,000.00	-----	59,427,730.91	-----	48,371,076.47
Investor Protection Fund, Securities and Exchange Commission Fund Resources:										
Undisbursed Funds	No Year		050	5567	47,837,076.66	474,805,369.31	50,869,338.62	465,619,786.82	-----	107,891,997.77
Investments in US Treasury Securities					309,060,686.05	-----	-50,869,338.62	-----	-----	258,191,347.43
	Subtotal		050	5567	356,897,762.71	474,805,369.31	-----	465,619,786.82	-----	366,083,345.20
Deductions for Offsetting Receipts										
Proprietary Receipts from the Public					-----	-1,828,580.84	-----	-1,828,580.84	-----	-----
Intrabudgetary Receipts Deducted by Agency					-----	-2,739,123.01	-----	-2,739,123.01	-----	-----
Total, Offsetting Receipts					- 0 -	-4,567,703.85	-----	-4,567,703.85	-----	- 0 -
Total, Securities and Exchange Commission					8,478,911,958.82	553,881,101.57	-----	495,179,562.98	-----	8,537,613,497.41
Smithsonian Institution										
General Fund Accounts										
Salaries and Expenses, Smithsonian Institution Fund Resources:										
Undisbursed Funds	2021-2022		033	0100	-----	811,235,000.00	-----	605,420,400.01	-----	205,814,599.99
	2014-2022				245,969.96	-----	-----	-211,121.15	-----	457,091.11
	2020-2021				169,553,407.50	-----	-----	133,495,966.44	-----	36,057,441.06
	2019-2020				27,042,485.95	-----	-----	19,758,115.28	-----	7,284,370.67
	2014-2020				552,016.00	-----	-----	526,626.95	-----	25,389.05
	2018-2019				4,507,313.24	-----	-----	2,855,277.44	-----	1,652,035.80
	2017-2018				3,385,109.68	-----	-----	1,908,403.19	-----	1,476,706.49
	2016-2017				1,760,217.40	-----	-----	1,238,291.20	-----	521,926.20
	2015-2016				1,060,993.89	-----	-----	438,202.91	622,790.98	-----
	No Year				9,020,668.73	6,957,000.00	-----	6,233,399.58	-----	9,744,269.15
	Subtotal		033	0100	217,128,182.35	818,192,000.00	-----	771,663,561.85	622,790.98	263,033,829.52
Facilities Capital, Smithsonian Institution Fund Resources:										
Undisbursed Funds	No Year		033	0103	495,341,550.59	214,530,000.00	-----	214,810,680.75	-----	495,060,869.84
Salaries and Expenses, National Gallery of Art Fund Resources:										
Undisbursed Funds	2021-2022		033	0200	-----	149,542,000.00	-----	112,854,121.72	-----	36,687,878.28

Footnotes at End of Chapter

Appropriations, Outlays, and Balances - Continued

Appropriation or Fund Account Title	Account Symbol				Balances, Beginning of Fiscal Year	Appropriations and Other Obligational Authority ¹	Transfers Borrowings and Investment (Net) ²	Outlays (Net)	Balances Withdrawn and Other Transactions ³	Balances, End of Fiscal Year	
	Period of Availability	ATA	AID	MAIN							SUB
	2020-2021				34,188,996.79	-----	-----	20,843,650.61	-----	13,345,346.18	
	2019-2020				8,980,188.81	-----	-----	6,194,856.46	-----	2,785,332.35	
	2018-2019				1,506,822.32	-----	-----	1,088,053.11	-----	418,769.21	
	2017-2018				420,812.49	-----	-----	70,268.46	-----	350,544.03	
	2016-2017				350,690.05	-----	-----	15,009.64	-----	335,680.41	
	2015-2016				207,885.69	-----	-----	-332.46	208,218.15	-----	
	No Year				1,628,036.66	3,700,000.00	-----	2,169,272.66	-----	3,158,764.00	
	Subtotal		033	0200	000	47,283,432.81	153,242,000.00	-----	143,234,900.20	208,218.15	57,082,314.46
Repair, Restoration and Renovation of Buildings, National Gallery of Art											
Fund Resources:											
Undisbursed Funds	No Year		033	0201	000	64,388,104.26	23,203,000.00	-----	33,950,190.05	-----	53,640,914.21
Operations and Maintenance, John F. Kennedy Center for the Performing Arts											
Fund Resources:											
Undisbursed Funds	2021-2022		033	0302	000	-----	26,400,000.00	-----	18,398,423.36	-----	8,001,576.64
	2020-2021				8,073,573.24	-----	-----	7,731,653.85	-----	341,919.39	
	2020				4,229,401.25	-----	-----	3,468,566.48	-----	760,834.77	
	2019				511,049.70	-----	-----	84,683.21	-----	426,366.49	
	2018				218,737.74	-----	-----	1,397.76	-----	217,339.98	
	2017				177,761.69	-----	-----	29,297.28	-----	148,464.41	
	2016				118,724.04	-----	-----	78,048.21	40,675.83	-----	
	Subtotal		033	0302	000	13,329,247.66	26,400,000.00	-----	29,792,070.15	40,675.83	9,896,501.68
Capital Repair and Restoration, John F. Kennedy Center for the Performing Arts											
Fund Resources:											
Undisbursed Funds	No Year		033	0303	000	42,018,127.23	14,000,000.00	-----	6,347,548.37	-----	49,670,578.86
Salaries and Expenses, Woodrow Wilson International Center for Scholars											
Fund Resources:											
Undisbursed Funds	2021-2022		033	0400	000	-----	14,000,000.00	-----	7,354,345.76	-----	6,645,654.24
	2020-2021				7,842,047.09	-----	-----	5,550,390.43	-----	2,291,656.66	
	2019-2020				1,000,602.17	-----	-----	618,578.14	-----	382,024.03	
	2018-2019				534,809.27	-----	-----	19,542.58	-----	515,266.69	
	2017-2018				71,896.70	-----	-----	887.44	-----	71,009.26	
	2016-2017				196,831.17	-----	-----	-----	-----	196,831.17	
	2015-2016				142,332.27	-----	-----	-----	142,332.27	-----	
	Subtotal		033	0400	000	9,788,518.67	14,000,000.00	-----	13,543,744.35	142,332.27	10,102,442.05
Trust Fund Accounts											
Canal Zone Biological Area Fund, Smithsonian Institution											
Fund Resources:											
Undisbursed Funds	No Year		033	8190	000	296,072.50	-----	-----	63,782.04	-----	232,290.46
Deductions for Offsetting Receipts											
Proprietary Receipts from the Public					-----	-38,651.77	-----	-38,651.77	-----	-----	
Intrabudgetary Receipts Deducted by Agency					-----	-2,879.86	-----	-2,879.86	-----	-----	

Footnotes at End of Chapter

Appropriations, Outlays, and Balances - Continued

Appropriation or Fund Account Title	Account Symbol				Balances, Beginning of Fiscal Year	Appropriations and Other Obligational Authority ¹	Transfers Borrowings and Investment (Net) ²	Outlays (Net)	Balances Withdrawn and Other Transactions ³	Balances, End of Fiscal Year
	Period of Availability	ATA	AID	MAIN						
Total, Offsetting Receipts					- 0 -	-41,531.63	-----	-41,531.63	-----	- 0 -
Total, Smithsonian Institution					889,573,236.07	1,263,525,468.37	-----	1,213,364,946.13	1,014,017.23	938,719,741.08
State Justice Institute										
General Fund Accounts										
Salaries and Expenses, State Justice Institute										
Fund Resources:										
Undisbursed Funds	2021-2022		453	0052	000	500,000.00	-----	52,617.60	-----	447,382.40
	2021					6,500,000.00	-----	1,731,036.46	-----	4,768,963.54
	2020-2021					447,151.18	-----	358,843.19	-----	88,307.99
	2020					4,315,423.61	-----	1,860,543.31	-----	2,454,880.30
	2019-2020					389,281.45	-----	146,392.66	-----	242,888.79
	2019					2,904,476.29	-----	1,528,861.43	-----	1,375,614.86
	2018-2019					157,979.43	-----	101,113.59	-----	56,865.84
	2018					1,663,865.15	-----	1,019,938.21	-----	643,926.94
	2017-2018					135,573.61	-----	99,422.19	-----	36,151.42
	2017					918,021.25	-----	702,582.99	-----	215,438.26
	2016-2017					100,621.79	-----	46,090.79	-----	54,531.00
	2016					567,931.29	-----	370,053.85	197,877.44	-----
	2015-2016					31,035.02	-----	-----	31,035.02	-----
	No Year					303,489.19	-----	-21,747.17	-----	325,236.36
Total, State Justice Institute						11,934,849.26	7,000,000.00	7,995,749.10	228,912.46	10,710,187.70
Surface Transportation Board										
General Fund Accounts										
Salaries and Expenses, Surface Transportation Board										
Fund Resources:										
Undisbursed Funds	2021		472	0301	000	36,250,000.00	-----	27,798,236.95	-----	8,451,763.05
	2020					7,241,979.14	-----	5,656,571.21	-----	1,585,407.93
	2019					3,201,460.10	-----	554,869.58	-----	2,646,590.52
	2018					2,029,626.08	-----	13,362.49	-----	2,016,263.59
	2017					4,612,095.47	-----	-647,542.94	-----	5,259,638.41
	2016					721,809.63	-----	-79,769.13	801,578.76	-----
	Subtotal		472	0301	000	17,806,970.42	36,250,000.00	33,295,728.16	801,578.76	19,959,663.50
Deductions for Offsetting Receipts										
Proprietary Receipts from the Public						-3.40	-----	-3.40	-----	-----
Total, Surface Transportation Board						17,806,970.42	36,249,996.60	33,295,724.76	801,578.76	19,959,663.50
Tennessee Valley Authority										
Public Enterprise Funds										
Tennessee Valley Authority Fund										
Fund Resources:										
Undisbursed Funds	No Year		455	4110	000	30,508,381.66	-----	-878,851,163.49 ²³	-883,045,459.90	4,223,967.22 ¹⁴
Unamortized Premium and Discount						665.00	-----	10,913.75	-----	11,578.75
Funds Held Outside the Treasury						40,000.00	-----	-----	-----	40,000.00

Footnotes at End of Chapter

Appropriations, Outlays, and Balances - Continued

Appropriation or Fund Account Title	Account Symbol				Balances, Beginning of Fiscal Year	Appropriations and Other Obligational Authority ¹	Transfers Borrowings and Investment (Net) ²	Outlays (Net)	Balances Withdrawn and Other Transactions ³	Balances, End of Fiscal Year	
	Period of Availability	ATA	AID	MAIN							SUB
Authority to Borrow from the Treasury					8,336,595,313.49	945,466,736.83	742,623,851.01	-----	-----	10,024,685,901.33	
Total, Tennessee Valley Authority					8,367,144,360.15	945,466,736.83	-136,216,398.73	-883,045,459.90	4,223,967.22	10,055,216,190.93	
United States Court of Appeals for Veterans Claims											
General Fund Accounts											
Salaries and Expenses, United States Court of Appeals for Veterans Claims											
Fund Resources:											
Undisbursed Funds	2021		345	0300	000	-----	37,100,000.00	-----	34,873,219.75	-----	2,226,780.25
	2020					3,338,521.92	-----	-----	1,517,893.63	-----	1,820,628.29
	2019					1,844,240.03	-----	-----	5,252.28	-----	1,838,987.75
	2018					1,523,190.39	-----	-----	-----	-----	1,523,190.39
	2017					672,519.03	-----	-----	-----	-----	672,519.03
	2016					3,346,250.01	-----	-----	-----	3,346,250.01	-----
Subtotal			345	0300	000	10,724,721.38	37,100,000.00	-----	36,396,365.66	3,346,250.01	8,082,105.71
Special Fund Accounts											
Practice and Registration Fees Fund, United States Court of Appeals for Veterans Claims											
Fund Resources:											
Undisbursed Funds	No Year		345	5113	000	248,783.40	23,150.00	-----	34,782.88	-----	237,150.52
Trust Fund Accounts											
United States Court of Appeals for Veterans Claims Retirement Fund											
Fund Resources:											
Undisbursed Funds	No Year		345	8290	000	1,254,083.26	6,683,113.83	-4,741,142.56	2,861,938.60	-----	334,115.93
Unrealized Discount on Investments						-592,003.74	-----	-9,355.28	-----	-----	-601,359.02
Investments in US Treasury Securities						51,064,948.84	-----	4,750,497.84	-----	-----	55,815,446.68
Subtotal			345	8290	000	51,727,028.36	6,683,113.83	-----	2,861,938.60	-----	55,548,203.59
Total, United States Court of Appeals for Veterans Claims						62,700,533.14	43,806,263.83	-----	39,293,087.14	3,346,250.01	63,867,459.82
United States Enrichment Corporation Fund											
Public Enterprise Funds											
United States Enrichment Corporation Fund											
Fund Resources:											
Undisbursed Funds	No Year		486	4054	000	446.77	-291,000,000.00	286,597,407.77	-4,402,211.26	-----	65.80
Unrealized Discount on Investments						-----	-----	-2,407.77	-----	-----	-2,407.77
Investments in US Treasury Securities						1,717,171,000.00	-----	-286,595,000.00	-----	-----	1,430,576,000.00
Total, United States Enrichment Corporation Fund						1,717,171,446.77	-291,000,000.00	-----	-4,402,211.26	-----	1,430,573,658.03
United States Holocaust Memorial Museum											
General Fund Accounts											
Expenses, United States Holocaust Memorial Museum											
Fund Resources:											
Undisbursed Funds	2021-2023		456	3300	000	-----	715,000.00	-----	-----	-----	715,000.00
	2020-2022					715,000.00	-----	-----	174,443.53	-----	540,556.47
	2021					-----	56,409,000.00	-----	42,739,564.26	-----	13,669,435.74
	2019-2021					1,715,000.00	-----	-----	413,898.91	-----	1,301,101.09

Footnotes at End of Chapter

Appropriations, Outlays, and Balances - Continued

Appropriation or Fund Account Title	Account Symbol				Balances, Beginning of Fiscal Year	Appropriations and Other Obligational Authority ¹	Transfers Borrowings and Investment (Net) ²	Outlays (Net)	Balances Withdrawn and Other Transactions ³	Balances, End of Fiscal Year	
	Period of Availability	ATA	AID	MAIN							SUB
	2020				14,900,808.67	-----	-----	9,961,931.27	-----	4,938,877.40	
	2018-2020				892,372.39	-----	-----	690,922.34	-----	201,450.05	
	2019				3,262,358.83	-----	-----	1,787,151.73	-----	1,475,207.10	
	2017-2019				139,425.51	-----	-----	-----	-----	139,425.51	
	2018				1,688,813.98	-----	-----	677,567.46	-----	1,011,246.52	
	2016-2018				83,986.24	-----	-----	-----	-----	83,986.24	
	2017				634,448.45	-----	-----	428,347.79	-----	206,100.66	
	2016				300,957.54	-----	-----	51,664.83	249,292.71	-----	
	2014-2016				400.00	-----	-----	-----	400.00	-----	
	No Year				16,777,144.63	4,264,000.00	-----	1,798,402.97	-----	19,242,741.66	
	Subtotal		456	3300	000	41,110,716.24	61,388,000.00	-----	58,723,895.09	249,692.71	43,525,128.44
Trust Fund Accounts											
Donations, United States Holocaust Memorial Museum											
Fund Resources:											
Undisbursed Funds											
	No Year		456	8279	000	610,907.90	-----	-----	-3,017.17	-----	613,925.07
Total, United States Holocaust Memorial Museum											
						41,721,624.14	61,388,000.00	-----	58,720,877.92	249,692.71	44,139,053.51
United States Institute of Peace											
General Fund Accounts											
Operating Expenses, United States Institute of Peace											
Fund Resources:											
Undisbursed Funds											
	2021-2022		458	1300	000	-----	45,000,000.00	-----	28,597,952.75	-----	16,402,047.25
	2020-2021					15,558,741.68	-----	-----	11,660,703.49	-----	3,898,038.19
	2019-2020					6,552,553.18	-----	-----	1,698,385.29	-----	4,854,167.89
	2018-2019					1,578,599.88	-----	-----	401,211.11	-----	1,177,388.77
	2017-2018					1,667,877.63	-----	-----	273,758.46	-----	1,394,119.17
	2016-2017					2,292,780.92	-----	-----	2,292,780.92	-----	-----
	2015-2016					135,868.23	-----	-----	135,868.23	-----	-----
Total, United States Institute of Peace						27,786,421.52	45,000,000.00	-----	45,060,660.25	-----	27,725,761.27
United States Interagency Council on Homelessness											
General Fund Accounts											
Operating Expenses, United States Interagency Council on Homelessness											
Fund Resources:											
Undisbursed Funds											
	2021		376	1300	000	-----	3,800,000.00	-----	2,590,358.64	-----	1,209,641.36
	2020-2021					476,848.67	-----	-----	408,421.75	-----	68,426.92
	2019					55,804.89	-----	-----	-295.00	-----	56,099.89
	2018					135,252.43	-----	-----	-----	-----	135,252.43
	2017					203,516.47	-----	-----	-----	-----	203,516.47
	2016					88,954.54	-----	-----	-----	88,954.54	-----
	Subtotal		376	1300	000	960,377.00	3,800,000.00	-----	2,998,485.39	88,954.54	1,672,937.07
Deductions for Offsetting Receipts											
Proprietary Receipts from the Public											
						-----	-1,033.82	-----	-1,033.82	-----	-----

Footnotes at End of Chapter

Appropriations, Outlays, and Balances - Continued

Appropriation or Fund Account Title	Account Symbol				Balances, Beginning of Fiscal Year	Appropriations and Other Obligational Authority ¹	Transfers Borrowings and Investment (Net) ²	Outlays (Net)	Balances Withdrawn and Other Transactions ³	Balances, End of Fiscal Year
	Period of Availability	ATA	AID	MAIN						
Total, United States Interagency Council on Homelessness					960,377.00	3,798,966.18	-----	2,997,451.57	88,954.54	1,672,937.07
United States Railway Association										
General Fund Accounts										
Administrative Expenses, United States Railway Association Fund Resources:										
Undisbursed Funds	No Year		460	0100	000	-8,134.98	-----	-----	-----	⁴ -8,134.98
Vietnam Education Foundation										
Special Fund Accounts										
Vietnam Education Foundation Fund Resources:										
Undisbursed Funds	No Year		519	5365	000	9,953,809.76	-----	-----	-----	9,953,809.76
Public Defender Service for the District of Columbia										
General Fund Accounts										
Federal Payment to the District of Columbia Public Defender Service, District of Columbia Fund Resources:										
Undisbursed Funds	2020-2022		511	1733	000	344,000.00	-----	-----	-----	344,000.00
	2021					-----	46,212,000.00	-----	38,902,954.85	7,309,045.15
	2019-2021					4,471,000.00	-----	-----	-----	4,471,000.00
	2020					6,323,331.18	-----	-----	4,970,500.63	1,352,830.55
	2019					583,774.39	-----	-----	206,587.04	377,187.35
	2018					660,507.41	-----	-----	57,480.40	603,027.01
	2017					599,495.50	-----	-----	21,331.84	578,163.66
	2015-2017					721,614.12	-----	-----	2,762.56	718,851.56
	2016					1,116,778.28	-----	-----	7,878.28	1,108,900.00
	No Year					15,694.80	-----	-----	-----	15,694.80
	Subtotal		511	1733	000	14,836,195.68	46,212,000.00	-----	44,169,495.60	15,769,800.08
Special Fund Accounts										
Contributions, Public Defender Service for the District of Columbia Fund Resources:										
Undisbursed Funds	No Year		511	5722	000	-----	282,075.00	-----	90.00	281,985.00
Deductions for Offsetting Receipts										
Proprietary Receipts from the Public						-----	-282,075.00	-----	-282,075.00	-----
Total, Public Defender Service for the District of Columbia						14,836,195.68	46,212,000.00	-----	43,887,510.60	16,051,785.08
National Security Commission on Artificial Intelligence										
General Fund Accounts										
Expenses, National Security Commission on Artificial Intelligence Fund Resources:										
Undisbursed Funds	No Year		245	2765	000	4,784,425.93	-----	-----	3,273,605.99	1,510,819.94
National Commission on Military Aviation Safety										

Footnotes at End of Chapter

Appropriations, Outlays, and Balances - Continued

Appropriation or Fund Account Title	Account Symbol				Balances, Beginning of Fiscal Year	Appropriations and Other Obligational Authority ¹	Transfers Borrowings and Investment (Net) ²	Outlays (Net)	Balances Withdrawn and Other Transactions ³	Balances, End of Fiscal Year	
	Period of Availability	ATA	AID	MAIN							SUB
General Fund Accounts											
National Commission on Military Aviation Safety Fund Resources: Undisbursed Funds	2019-2021		246	2865	000	3,948,357.98	-----	-----	1,752,198.52	-----	2,196,159.46
Federal Permitting Improvement Steering Council											
Federal Permitting Improvement Council											
Special Fund Accounts											
Environmental Review and Permitting Improvement Fund, Federal Permitting Improvement Steering Council Fund Resources: Undisbursed Funds	No Year		473	5761	000	4,605,118.05	10,000,000.00	842,216.80	7,435,622.03	-----	8,011,712.82
400 Years of African-American History Commission											
Special Fund Accounts											
400 Years of African-American History Commission Fund Resources: Undisbursed Funds	2021		247	5721	000	-----	3,300,000.00	-----	703,297.42	-----	2,596,702.58
	2020					2,043,023.79	-----	-----	931,462.18	-----	1,111,561.61
Total, 400 Years of African-American History Commission						2,043,023.79	3,300,000.00	-----	1,634,759.60	-----	3,708,264.19
Alyce Spotted Bear and Walter Soboleff Commission on Native Children											
Alyce Spotted Bear and Walter Soboleff Com. on Native Children											
General Fund Accounts											
Alyce Spotted Bear and Walter Soboleff Commission on Native Children Fund Resources: Undisbursed Funds	2021-2022		545	2987	000	-----	500,000.00	-----	-----	-----	500,000.00
	2020-2021					862,165.14	-----	-----	336,313.02	-----	525,852.12
Total, Alyce Spotted Bear and Walter Soboleff Com. on Native Children						862,165.14	500,000.00	-----	336,313.02	-----	1,025,852.12
Total, Alyce Spotted Bear and Walter Soboleff Commission on Native Children						862,165.14	500,000.00	-----	336,313.02	-----	1,025,852.12
Commission on Combating Synthetic Opioid Trafficking											
General Fund Accounts											
Salaries and Expenses, Commission on Combating Synthetic Opioid Trafficking Fund Resources: Undisbursed Funds	2020-2022		256	1760	000	5,000,000.00	-----	-----	445,407.49	-----	4,554,592.51
Total, Independent Agencies						214,198,977,891.52	50,964,331,424.32	2,009,227,787.21	13,554,396,549.99	383,266,345.87	253,180,806,276.19
Memorandum											
Financing Accounts											
Public Enterprise Funds											
Spectrum Auction, Direct Loan Financing Account, Federal											

Footnotes at End of Chapter

Appropriations, Outlays, and Balances - Continued

Appropriation or Fund Account Title	Account Symbol				Balances, Beginning of Fiscal Year	Appropriations and Other Obligational Authority ¹	Transfers Borrowings and Investment (Net) ²	Outlays (Net)	Balances Withdrawn and Other Transactions ³	Balances, End of Fiscal Year	
	Period of Availability	ATA	AID	MAIN							SUB
Communications Commission Fund Resources: Undisbursed Funds	No Year		027	4133	000	24,650.72	-----	-----	-4,281.73	-----	28,932.45
Debt Reduction Financing Account, Export-Import Bank Fund Resources: Undisbursed Funds	No Year		083	4028	000	-----	-----	-----	-26,241,396.36	¹⁴ 26,241,396.36	-----
Direct Loan Financing Account, Export-Import Bank Fund Resources: Undisbursed Funds	No Year		083	4161	000	2,470,833,037.22	-----	-1,722,718,722.20	-2,339,206,350.10	¹⁴ 35,296,493.54	3,052,024,171.58
Authority to Borrow from the Treasury						5,331,110,465.64	87,566,280.66	-17,094,781.11	-----	18,824,039.78	5,382,757,925.41
Subtotal			083	4161	000	7,801,943,502.86	87,566,280.66	-1,739,813,503.31	-2,339,206,350.10	54,120,533.32	8,434,782,096.99
Guaranteed Loan Financing Account, Export-Import Bank Fund Resources: Undisbursed Funds	No Year		083	4162	000	585,814,845.84	-----	865,818,146.72	233,196,713.73	¹⁴ 14,444,858.73	²⁴ 1,203,991,420.10
Authority to Borrow from the Treasury						-----	865,818,146.72	-865,818,146.72	-----	-----	-----
Subtotal			083	4162	000	585,814,845.84	865,818,146.72	-----	233,196,713.73	14,444,858.73	1,203,991,420.10
Total, Financing Accounts						8,387,782,999.42	953,384,427.38	-1,739,813,503.31	-2,132,255,314.46	94,806,788.41	9,638,802,449.54

Footnotes at End of Chapter

Appropriations, Outlays, and Balances - Continued

Footnotes

- 1 The amounts in this column, unless otherwise footnoted, represent appropriations, increases and rescissions in borrowing authority or new contract authority. Appropriation accounts with appropriation transfer activity are presented in Table 1 (Appropriations and Appropriation Transfers) at the end of this chapter.
- 2 The amounts in this column, unless otherwise footnoted, represent transfers - other than appropriation transfers, borrowings (gross), investments (net), unrealized discounts or funds held outside the Treasury.
- 3 The amounts in this column, unless otherwise footnoted, represent obligated balances canceled for fiscal year 2016 pursuant to 31 U.S.C. 1553 and adjustments to borrowing and contract authority.
- 4 Subject to disposition by the administrative agency.
- 5 Pursuant to Public Law # 113-6, 127 Stat. 412, the balance for this account has been extended beyond the normal period of availability to liquidate obligations.
- 6 Pursuant to Public Law # 112-10, 125 Stat. 103 Sec. 1102 further amended by 112-36, 125 Stat. 386 Sec. 103, the balance for this account has been extended beyond the normal period of availability to liquidate obligations.
- 7 Pursuant to Public Law # 112-10, 125 Stat. 103, the balance for this account has been extended beyond the normal period of availability to liquidate obligations.
- 8 Pursuant to Public Law # 111-117, 123 Stat. 3034, the balance for this account has been extended beyond the normal period of availability to liquidate obligations.
- 9 Pursuant to Public Law # 110-161, 121 Stat. 2290, the balance for this account has been extended beyond the normal period of availability to liquidate obligations.
- 10 Pursuant to Public Law # 110-5, Sec. 104; 109-102, 119 Stat. 2173, the balance for this account has been extended beyond the normal period of availability to liquidate obligations.
- 11 Pursuant to Public Law # 109-102, 119 Stat. 2173, the balance for this account has been extended beyond the normal period of availability to liquidate obligations.
- 12 Pursuant to Public Law # 108-447, the balance for this account has been extended beyond the normal period of availability to liquidate obligations.
- 13 Pursuant to Public Law # 108-7, 117 Stat. 159, the balance for this account has been extended beyond the normal period of availability to liquidate obligations.
- 14 Represents capital transfer to miscellaneous receipts.
- 15 Excludes activity which represents "Net Proceeds from Sales and Withholding for Savings Bonds" which will be accounted for as a deposit fund liability.
- 16 Includes \$3,000,000,000.00 which represents repayment of borrowing from the Federal Financing Bank in lieu of issuance of agency debt.
- 17 Includes \$10,000,000,000.00 which represents borrowing from the U.S. Treasury.
- 18 Represents: Domestic Postal Money Orders: Paid \$20,246,735,950.44 Issued \$20,151,127,673.60 Foreign Postal Money Orders: Paid Issued \$146,198.15 Net Postal Orders \$95,462,078.69
- 19 Includes \$16,938,095.00 which represents net borrowing from the U.S. Treasury.
- 20 Excludes \$17,870,859.67 refund of taxes.
- 21 Includes \$182,900,000.00 which represents net borrowing from the U.S. Treasury.
- 22 Excludes \$19,718,736.42 refund of taxes.
- 23 Includes \$636,863,462.00 which represents net redemption of non-guaranteed Government agency securities.
- 24 This account was not certified to Treasury in accordance with Treasury certification standards to indicate the amounts were certified with the criteria of 31 U.S.C. 1501.

Footnotes

Table 1 - Appropriations and Appropriation Transfers - Independent Agencies

AID	ATA	Period of Availability	MAIN	Net Appropriations and Appropriation Transfers	Appropriation Amount	Net Appropriation Transfers	AID Involved	ATA Involved	Period of Availability Involved	MAIN Involved	Amount From or To (-)
011		2122	1070	267,813,760.00	290,000,000.00	-22,186,240.00	014		2122	1036	-127,445.00
							015		2122	0200	-2,270,143.00
							015		2122	0322	-1,040,626.00
							015		2122	0324	-1,147,569.00
							015		2122	0700	-316,340.00
							015		2122	1100	-15,417,059.00
							020		2122	0913	-128,385.00
							070		2122	0540	-1,738,673.00
309	012	X	0200	14,410,289.00	0.00	14,410,289.00	309		X	0200	14,410,289.00
309	013	X	0200	1,750,000.00	0.00	1,750,000.00	309		X	0200	1,750,000.00
018		21	0100	250,000,000.00	0.00	250,000,000.00	018		X	4020	250,000,000.00
018		21	0200	17,000,000.00	0.00	17,000,000.00	018		X	4020	17,000,000.00
018		X	4020	-269,679,105.00	0.00	-269,679,105.00	018		21	0100	-250,000,000.00
							018		21	0200	-17,000,000.00
							070		X	5695	-2,679,105.00
031		X	0200	821,400,000.00	127,420,027.94	693,979,972.06	031		2122	0200	-9,500,000.00
							031		X	5280	703,479,972.06
031		2122	0200	9,500,000.00	0.00	9,500,000.00	031		X	0200	9,500,000.00
031		2122	0300	13,499,000.00	2,393,000.00	11,106,000.00	031		X	5280	11,106,000.00
031		X	5280	-714,585,972.06	0.00	-714,585,972.06	031		X	0200	-703,479,972.06
							031		2122	0300	-11,106,000.00
033		X	0100	6,957,000.00	0.00	6,957,000.00	033		2122	0100	6,957,000.00
033		2122	0100	811,235,000.00	818,192,000.00	-6,957,000.00	033		X	0100	-6,957,000.00
033		X	0200	3,700,000.00	0.00	3,700,000.00	033		2122	0200	3,700,000.00
033		2122	0200	149,542,000.00	153,242,000.00	-3,700,000.00	033		X	0200	-3,700,000.00
309		X	0200	162,202,869.00	180,000,000.00	-17,797,131.00	309	012	X	0200	-14,410,289.00
							309	013	X	0200	-1,750,000.00
							309	086	X	0200	-1,636,842.00
431		2122	0500	3,600,000.00	0.00	3,600,000.00	089		X	5227	3,600,000.00
247		21	5721	3,300,000.00	0.00	3,300,000.00	014		21	1036	3,300,000.00
060		X	8010	-102,975,000.00	0.00	-102,975,000.00	060		X	8011	-102,975,000.00
060		X	8011	22,475,000.00	0.00	22,475,000.00	060		X	8010	102,975,000.00
							060		X	8051	-80,500,000.00

Appropriations, Outlays, and Balances - Continued

Footnotes

Table 1 - Appropriations and Appropriation Transfers - Independent Agencies

AID	ATA	Period of Availability	MAIN	Net Appropriations and Appropriation Transfers	Appropriation Amount	Net Appropriation Transfers	AID Involved	ATA Involved	Period of Availability Involved	MAIN Involved	Amount From or To (-)
060		X	8051	157,500,000.00	0.00	157,500,000.00	016		X	8042	77,000,000.00
060		X	8051	15,950,000.00	0.00	15,950,000.00	016		X	8042	15,950,000.00
060		X	8051	157,500,000.00	0.00	157,500,000.00	060		X	8011	80,500,000.00
083		21	0100	644,331,088.41	651,744,840.34	-7,413,751.93	083		2122	0100	-7,413,751.93
083		2122	0100	7,413,751.93	0.00	7,413,751.93	083		21	0100	7,413,751.93
083		21	0105	5,525,000.00	6,500,000.00	-975,000.00	083		2122	0105	-975,000.00
083		2122	0105	975,000.00	0.00	975,000.00	083		21	0105	975,000.00
309	086	X	0200	1,636,842.00	0.00	1,636,842.00	309		X	0200	1,636,842.00
088		X	0300	11,230,000.00	9,230,000.00	2,000,000.00	088		21	0300	2,000,000.00
088		21	0300	365,770,000.00	367,770,000.00	-2,000,000.00	088		X	0300	-2,000,000.00
514		X	0204	9,215,000.00	9,700,000.00	-485,000.00	514		21	0206	-485,000.00
514		X	0206	35,729,585.00	0.00	35,729,585.00	514		21	0206	35,729,585.00
514		21	0206	758,012,415.00	793,257,000.00	-35,244,585.00	514		X	0204	485,000.00
							514		X	0206	-35,729,585.00
467		21	0401	605,083,000.00	633,719,000.00	-28,636,000.00	097		X	0100	-8,000,000.00
							097		21	0100	-20,636,000.00
339		21	1400	260,433,877.99	304,000,000.00	-43,566,122.01	339		2122	1400	-20,000,000.00
							339		X	1402	-23,566,122.01
339		2122	1400	20,000,000.00	0.00	20,000,000.00	339		21	1400	20,000,000.00
339		X	1402	23,566,122.01	0.00	23,566,122.01	339		21	1400	23,566,122.01
339		2123	1534	10,000,000.00	0.00	10,000,000.00	339		X	4334	10,000,000.00
525		21	1650	15,500,000.00	17,000,000.00	-1,500,000.00	013		21	0500	-1,500,000.00
486		X	4054	-291,000,000.00	0.00	-291,000,000.00	089		X	5231	-291,000,000.00
339		X	4334	-10,000,000.00	0.00	-10,000,000.00	339		2123	1534	-10,000,000.00
513		X	8056	3,132,665.30	0.00	3,132,665.30	070		X	8185	3,132,665.30
Total				4,278,649,188.58	4,364,167,868.28	-85,518,679.70					-243,018,679.70

Part Four

Other Information

Deposit Funds

Appropriation or Fund Account	Account Symbol					Balances, Beginning of Fiscal Year	Appropriations and Other Obligational Authority ¹	Transfers Borrowings and Investment (Net) ²	Outlays (Net)	Balances Withdrawn and Other Transactions ³	Balances, End of Fiscal Year
Title	Period of Availability	ATA	AID	MAIN	SUB						
Legislative Branch											
Withheld State and Local Taxes, Senate	No Year		000	6275	001	-265,822.70	-----	-----	17,529,809.85	-----	⁴ -17,795,632.55
Withheld State and Local Taxes, House of Representatives	No Year		000	6275	004	3,796.97	-----	-----	1,538.23	-----	2,258.74
Subtotal			000	6275		-262,025.73			17,531,348.08		-17,793,373.81
Other Federal Payroll Withholding, Allotments, Senate	No Year		000	6276	001	-3,060,683.53	-----	-----	164,430.91	-----	⁴ -3,225,114.44
Other Federal Payroll Withholding, Allotments, House of Representatives	No Year		000	6276	004	740.88	-----	-----	323.04	-----	417.84
Subtotal			000	6276		-3,059,942.65			164,753.95		-3,224,696.60
Copyright Owner's Royalty Fees, Net Operating Costs, Copyright Office, Library of Congress	No Year		003	6175	000	81,049.81	-----	217,116,659.95	217,078,337.41	-----	119,372.35
Unrealized Discount on Investments	No Year		003	6175	911	-153,031.07	-----	105,564.59	-----	-----	-47,466.48
Investments in US Treasury Securities	No Year		003	6175	971	1,431,716,516.66	-----	-217,222,224.54	-----	-----	1,214,494,292.12
Subtotal			003	6175		1,431,644,535.40			217,078,337.41		1,214,566,197.99
Unearned Copyright Fees, Library of Congress	No Year		003	6206	000	559,269.81	-----	342,882.82	62,363.83	-----	839,788.80
Unrealized Discount on Investments	No Year		003	6206	911	-439.21	-----	131.76	-----	-----	-307.45
Investments in US Treasury Securities	No Year		003	6206	971	7,529,816.19	-----	-343,014.58	-----	-----	7,186,801.61
Subtotal			003	6206		8,088,646.79			62,363.83		8,026,282.96
Unearned Catalog Card Fees, Library of Congress	No Year		003	6207	000	121,777.52	-----	-----	4,321.65	-----	117,455.87
Employees' Payroll Allotment Account, United States Savings Bonds, Railroad Accounting Principles Board	No Year		009	6050	008	81.25	-----	-----	-----	-----	81.25
Withheld State and Local Taxes, Botanic Garden	No Year		009	6275	002	-9,675.27	-----	-----	-----	-----	⁴ -9,675.27
Suspense, Botanic Garden	No Year		009	6875	002	680.24	-----	-----	-----	-----	680.24
Total, Legislative Branch						1,436,524,077.55	-----	-----	234,841,124.92	-----	1,201,682,952.63
Judicial Branch											
Registry Funds, United States Courts, the Judiciary	No Year		010	6047	000	324,948,464.00	-----	94,719,575.92	82,152,953.78	-----	337,515,086.14
Unrealized Discount on Investments	No Year		010	6047	911	-268,463.20	-----	185,753.64	-----	-----	-82,709.56
Investments in US Treasury Securities	No Year		010	6047	971	1,212,664,263.12	-----	-94,905,329.56	-----	-----	1,117,758,933.56
Subtotal			010	6047		1,537,344,263.92			82,152,953.78		1,455,191,310.14
Employees' Payroll Allotment Account, United States Savings	No Year		010	6050	002	14,972.27	-----	-----	-----	-----	14,972.27

Footnotes at End of Chapter

Deposit Funds

Appropriation or Fund Account	Account Symbol					Balances, Beginning of Fiscal Year	Appropriations and Other Obligational Authority ¹	Transfers Borrowings and Investment (Net) ²	Outlays (Net)	Balances Withdrawn and Other Transactions ³	Balances, End of Fiscal Year
Title	Period of Availability	ATA	AID	MAIN	SUB						
Bonds, United States Courts											
Withheld State and Local Taxes, United States Courts	No Year		010	6275	002	668,011.20	-----	-----	7,878.69	-----	660,132.51
Deposits for Expenses of the Fifth International Appellate Judge Conference, the Judiciary	No Year		010	6854	000	3,953.00	-----	-----	-----	-----	3,953.00
Fees and Other Collections, Clerks of United States Courts and Register of Wills for the District of Columbia, the Judiciary	No Year		010	6855	000	621,225,444.20	-----	-----	-142,136,618.58	-----	763,362,062.78
Accounts Payable, Check Issue Underdrafts, the Judiciary	No Year		010	6999	000	1,246.81	-----	-----	-----	-----	1,246.81
Total, Judicial Branch						2,159,257,891.40	-----	-----	-59,975,786.11	-----	2,219,233,677.51
Department of Agriculture											
Packer Bond Trustee Account, Packers and Stockyards Administration	No Year		012	6018	000	549.89	-----	-----	-----	-----	549.89
Employees' Payroll Allotment Account, United States Savings Bonds, Central Voucher Payment Center	No Year		012	6050	040	-28,652.76	-----	-----	-----	-----	⁴ -28,652.76
Assessments on Imports of Beef and Pork Products, Agricultural Marketing Service	No Year		012	6148	000	12,774,293.20	-----	-----	-1,193,104.75	-----	13,967,397.95
Surety Bonds, Perishable Agricultural Commodities, Agriculture	No Year		012	6171	000	644,134.70	-----	-----	175,000.00	-----	469,134.70
Tribal Organizations Insurance Premium Contributions to FEHB, Executive Operations, Agriculture	No Year		012	6189	000	3,023,520.30	-----	-----	-1,606,782.09	-----	4,630,302.39
Withheld State and Local Taxes, Central Voucher Payment Center	No Year		012	6275	040	-1,167,205.18	-----	-----	-8,000.35	-----	⁴ -1,159,204.83
Other Federal Payroll Withholding, Allotments, National Finance Center, Agriculture	No Year		012	6276	040	79,215,227.58	-----	-----	-110,551,796.66	-----	189,767,024.24
Direct Premium Remittance System, National Finance Center, Agriculture	No Year		012	6290	000	5,915,863.06	-----	-----	79,139,095.00	-----	⁴ -73,223,231.94
Premiums for Federal Health Care High Risk Pool	No Year		012	6320	000	1,770.00	-----	-----	-----	-----	1,770.00
Cars Initiative, Administrative Billings and Collections (ABCO), National Finance Center, Agriculture	No Year		012	6322	000	10,294.88	-----	-----	2,294.09	-----	8,000.79
Advances Without Orders from Non-Federal Sources, Forest Service, Agriculture	No Year		012	6500	011	223,276,399.73	-----	-----	-25,876,170.83	-----	249,152,570.56
Small Escrow Amounts, Office of the Inspector General	No Year		012	6501	009	38,592.61	-----	-----	-----	-----	38,592.61
Small Escrow Amounts, Natural Resources Conservation Service	No Year		012	6501	010	11,127.81	-----	-----	-----	-----	11,127.81
Small Escrow Amounts, Forest Service	No Year		012	6501	011	-7,580.03	-----	-----	-7,580.03	-----	-----
Small Escrow Amounts, Agriculture Research Service	No Year		012	6501	014	80,550.49	-----	-----	-----	-----	80,550.49

Footnotes at End of Chapter

Deposit Funds

Appropriation or Fund Account Title	Account Symbol					Balances, Beginning of Fiscal Year	Appropriations and Other Obligational Authority ¹	Transfers Borrowings and Investment (Net) ²	Outlays (Net)	Balances Withdrawn and Other Transactions ³	Balances, End of Fiscal Year
	Period of Availability	ATA	AID	MAIN	SUB						
Small Escrow Amounts, Animal and Plant Health Inspection Service	No Year		012	6501	016	3,445,761.22	-----	-----	1,093,290.79	-----	2,352,470.43
Small Escrow Amounts, Agricultural Marketing Service	No Year		012	6501	025	3,546,673.75	-----	-----	-854,470.76	-----	4,401,144.51
Small Escrow Amounts, Foreign Agricultural Service	No Year		012	6501	029	4,791.32	-----	-----	-----	-----	4,791.32
Small Escrow Amounts, Food Nutrition Service	No Year		012	6501	035	32,186,751.12	-----	-----	1,264,159.08	-----	30,922,592.04
Small Escrow Amounts, Food Safety and Inspection Service	No Year		012	6501	037	583,683.81	-----	-----	-1,181,824.56	-----	1,765,508.37
Small Escrow Amounts, National Finance Center, Agriculture	No Year		012	6501	040	6,128,212.60	-----	-----	-1,684,495.95	-----	7,812,708.55
Subtotal			012	6501		46,018,564.70			-1,370,921.43		47,389,486.13
Total, Department of Agriculture						369,684,760.10	-----	-----	-61,290,387.02	-----	430,975,147.12
Department of Commerce											
NMFS Property Forfeitures and Seizures, National Oceanic and Atmospheric Administration, Commerce	No Year		013	6214	014	139,579.29	-----	-----	128,672.93	-----	10,906.36
Other Federal Payroll Withholding, Allotments, NOAA, Department of Commerce	No Year		013	6276	014	1,291,166.58	-----	-----	-42,968.79	-----	1,334,135.37
Advances Without Orders from Non-Federal Sources, National Technical Information Service, Commerce	No Year		013	6500	007	15,180.00	-----	-----	15,180.00	-----	-----
Small Escrow Amounts, Census	No Year		013	6501	004	416.89	-----	-----	-536.07	-----	952.96
Small Escrow Amounts, International Trade Administration	No Year		013	6501	012	18,937.20	-----	-----	-----	-----	18,937.20
Small Escrow Amounts, National Oceanic Atmospheric Administration, Commerce	No Year		013	6501	014	-3,083.68	-----	-----	44,906.40	-----	⁴ -47,990.08
Subtotal			013	6501		16,270.41			44,370.33		-28,099.92
Patent Cooperation Treaty Deposits, US Patent and Trademark Office, Commerce	No Year		013	6538	000	13,825,890.01	-----	-----	-2,210,672.59	-----	16,036,562.60
Special Studies, Services and Projects, International Trade Administration	No Year		013	6540	012	28,151,160.78	-----	-----	384,005.03	-----	27,767,155.75
Special Studies, Services and Projects, Economic and Statistical Analysis	No Year		013	6540	015	114,613.82	-----	-----	-20,307.69	-----	134,921.51
Subtotal			013	6540		28,265,774.60			363,697.34		27,902,077.26
Inspection and Grading of Fishery Products, National Oceanic and Atmospheric Administration	No Year		013	6541	000	1,612,422.84	-----	-----	-14,504.16	-----	1,626,927.00
Customer Deposits, Patent and Trademark Office, Commerce	No Year		013	6542	000	147,593,684.32	-----	-----	24,313,603.35	-----	123,280,080.97
Madrid Protocol Fees, U.S. Patent and Trademark Office	No Year		013	6554	000	2,985,268.45	-----	-----	2,201,856.63	-----	783,411.82

Footnotes at End of Chapter

Deposit Funds

Appropriation or Fund Account	Account Symbol					Balances, Beginning of Fiscal Year	Appropriations and Other Obligational Authority ¹	Transfers Borrowings and Investment (Net) ²	Outlays (Net)	Balances Withdrawn and Other Transactions ³	Balances, End of Fiscal Year
Title	Period of Availability	ATA	AID	MAIN	SUB						
Total, Department of Commerce						195,745,236.50	-----	-----	24,799,235.04	-----	170,946,001.46
Department of Defense--Military Programs											
Department of the Army											
Proceeds of Sales of Lost, Abandoned, or Unclaimed Personal Property, Army (T) ⁵	No Year		021	6001	000	9,761.75	-----	-----	-100.00	-----	9,861.75
Personal Funds of Deceased, Mentally Incompetent or Missing Personnel, Army (T) ⁵	No Year		021	6002	000	6,393.78	-----	-----	-----	-----	6,393.78
Pay of the Army, Deposit Fund (T) ⁵	No Year		021	6010	000	4,270,800.97	-----	-----	13,706,163.73	-----	-9,435,362.76
Collection of Seized Iraqi Assets, Army	No Year		021	6095	000	883,013.93	-----	-----	-----	-----	883,013.93
Disbursement of Seized Iraqi Assets, Army	No Year		021	6098	000	9,209,542.55	-----	-----	-----	-----	9,209,542.55
Thrift Savings Fund, Army	No Year		021	6229	000	128,218,515.49	-----	-----	-23,920,771.12	-----	152,139,286.61
Withheld State and Local Taxes, Army	No Year		021	6275	000	179,575,078.89	-----	-----	156,613,414.80	-----	22,961,664.09
Other Federal Payroll Withholding, Allotments, Army	No Year		021	6276	000	479,591,868.04	-----	-----	-161,144,749.49	-----	640,736,617.53
Servicemen's Group Life Insurance Fund, Suspense, Army	No Year		021	6434	000	19,371,229.27	-----	-----	13,332,936.82	-----	6,038,292.45
Advances Without Orders from Non-Federal Sources, Army	No Year		021	6500	000	26,656,799.37	-----	-----	11,884,110.92	-----	14,772,688.45
Small Escrow Amounts, Army	No Year		021	6501	000	27,776,286.94	-----	-----	-6,987,613.94	-----	34,763,900.88
Gains and Deficiencies on Exchange Transactions, Army	2020		021	6763	000	4,178,943.77	-----	-----	4,178,943.77	-----	-----
Gains and Deficiencies on Exchange Transactions, Army	2017		021	6763	000	721.65	-----	-----	721.65	-----	-----
Total, Department of the Army						879,748,956.40	-----	-----	7,663,057.14	-----	872,085,899.26
Department of the Navy											
Proceeds of Sales of Lost, Abandoned, or Unclaimed Personal Property, Navy (T) ⁵	No Year		017	6001	000	421.14	-----	-----	421.14	-----	-----
Personal Funds of Deceased, Mentally Incompetent or Missing Personnel, Navy (T) ⁵	No Year		017	6002	000	-----	-----	-----	-412.28	-----	412.28
Pay of the Navy, Deposit Fund (T) ⁵	No Year		017	6025	000	56,419,959.89	-----	-----	1,666,076.21	-----	54,753,883.68
Pay of Marine Corps, Deposit Fund (T) ⁵	No Year		017	6026	000	2,224,515.27	-----	-----	1,120,382.77	-----	1,104,132.50
Payment of Unclaimed Moneys, Navy	No Year		017	6133	000	-----	-----	-----	2,620,453.71	-----	⁴ -2,620,453.71
Thrift Savings Fund, Navy	No Year		017	6228	000	143,310,975.56	-----	-----	-18,692,989.97	-----	162,003,965.53

Footnotes at End of Chapter

Deposit Funds

Appropriation or Fund Account	Account Symbol					Balances, Beginning of Fiscal Year	Appropriations and Other Obligational Authority ¹	Transfers Borrowings and Investment (Net) ²	Outlays (Net)	Balances Withdrawn and Other Transactions ³	Balances, End of Fiscal Year
Title	Period of Availability	ATA	AID	MAIN	SUB						
Withheld State and Local Taxes, Navy	No Year		017	6275	000	79,005,186.35	-----	-----	57,885,166.06	-----	21,120,020.29
Other Federal Payroll Withholding, Allotments, Navy	No Year		017	6276	000	236,545.59	-----	-----	-347,089.47	-----	583,635.06
Advances Without Orders from Non-Federal Sources, Navy	No Year		017	6500	000	300,133.25	-----	-----	231,133.85	-----	68,999.40
Small Escrow Amounts, Navy	No Year		017	6501	000	30,443,230.65	-----	-----	-16,052,668.21	-----	46,495,898.86
Foreign Cooperative Projects, Navy	No Year		017	6502	000	909,364,246.53	-----	-----	-586,904,473.76	-----	1,496,268,720.29
Civilian Employees Allotment Account, Navy	No Year		017	6705	000	38,702,514.58	-----	-----	2,027,643.87	-----	36,674,870.71
Total, Department of the Navy						1,260,007,728.81	-----	-----	-556,446,356.08	-----	1,816,454,084.89
Department of the Air Force											
Proceeds of Sales of Lost, Abandoned, or Unclaimed Personal Property, Air Force (T) ⁵	No Year		057	6001	000	760,873.49	-----	-----	-143,433.41	-----	904,306.90
Personal Funds of Deceased, Mentally Incompetent or Missing Personnel, Air Force (T) ⁵	No Year		057	6002	000	74.88	-----	-----	74.88	-----	-----
Pay of the Air Force, Deposit Fund (T) ⁵	No Year		057	6010	000	528,481.57	-----	-----	5,810,938.89	-----	-5,282,457.32
Withheld Allotment of Compensation for Payment of Employee Organization Dues, Air Force	No Year		057	6075	000	106,436.04	-----	-----	2,273.08	-----	104,162.96
Foreign Taxes Withheld, Air Force	No Year		057	6129	000	455,563.53	-----	-----	-283,532.15	-----	739,095.68
Employee and Employer Contributions, Foreign Government Social Security and Related Programs, Air Force	No Year		057	6130	000	3,049,316.68	-----	-----	99,207.18	-----	2,950,109.50
Employee and Employer Contributions, Private Insurance Plans, Air Force	No Year		057	6131	000	1,073,804.55	-----	-----	-63,103.67	-----	1,136,908.22
Payment of Unclaimed Moneys, Air Force	No Year		057	6133	000	-----	-----	-----	-149,220.78	-----	149,220.78
Amounts Withheld for Group Life Insurance, National Guard Members, Air Force	No Year		057	6136	000	389,328.17	-----	-----	-14,625.65	-----	403,953.82
Thrift Savings Fund, Air Force	No Year		057	6230	000	107,025,741.58	-----	-----	-34,306,588.94	-----	141,332,330.52
Withheld State and Local Taxes, Air Force	No Year		057	6275	000	63,119,268.91	-----	-----	22,440,207.89	-----	40,679,061.02
Other Federal Payroll Withholding, Allotments, Air Force	No Year		057	6276	000	340,737,007.04	-----	-----	-414,774,909.82	-----	755,511,916.86
Servicemen's Group Life Insurance Fund, Suspense, Air Force	No Year		057	6434	000	9,612,199.08	-----	-----	9,276,627.73	-----	335,571.35
Advances Without Orders from Non-Federal Sources, Air Force	No Year		057	6500	000	10,163.38	-----	-----	-1,413.25	-----	11,576.63

Footnotes at End of Chapter

Deposit Funds

Appropriation or Fund Account	Account Symbol					Balances, Beginning of Fiscal Year	Appropriations and Other Obligational Authority ¹	Transfers Borrowings and Investment (Net) ²	Outlays (Net)	Balances Withdrawn and Other Transactions ³	Balances, End of Fiscal Year
Title	Period of Availability	ATA	AID	MAIN	SUB						
Small Escrow Amounts, Air Force	No Year		057	6501	000	146,698.33	-----	-----	8,789.49	-----	137,908.84
Total, Department of the Air Force						527,014,957.23	-----	-----	-412,098,708.53	-----	939,113,665.76
Defense Agencies											
Proceeds of Sale of Lost, Abandoned or Unclaimed Personal Property, Office of the Secretary of Defense (T) ⁵	No Year		097	6001	000	421.45	-----	-----	-105,248.56	-----	105,670.01
Employees' Payroll Allotment Account, United States Savings Bonds, Secretary of Defense	No Year		097	6050	000	149,992.85	-----	-----	43,792.85	-----	106,200.00
Employee and Employer Contributions, Foreign Government Social Security and Related Programs, Office of the Secretary of Defense	No Year		097	6130	000	92,006.30	-----	-----	4,890.08	-----	87,116.22
Amounts Withheld for Civilian Pay Allotments, Office of the Secretary of Defense	No Year		097	6134	000	-----	-----	-----	-5,218,119.93	-----	5,218,119.93
Thrift Savings Fund, Defense	No Year		097	6231	000	-1,179,469.35	-----	-----	-149,539.91	-----	⁴ -1,029,929.44
Withheld State and Local Taxes, Secretary of Defense	No Year		097	6275	000	15,718,887.11	-----	-----	-270,025,877.64	-----	285,744,764.75
Other Federal Payroll Withholding, Allotments, Defense Agencies	No Year		097	6276	000	1,292,501.95	-----	-----	1,075,737.71	-----	216,764.24
Advances Without Orders from Non-Federal Sources, Defense Agencies	No Year		097	6500	000	83,998,536.68	-----	-----	-9,959,829.40	-----	93,958,366.08
Small Escrow Amounts, Defense	No Year		097	6501	000	807,915,470.22	-----	-----	-10,096,850.73	-----	818,012,320.95
Total, Defense Agencies						907,988,347.21	-----	-----	-294,431,045.53	-----	1,202,419,392.74
Total, Department of Defense--Military Programs											
						3,574,759,989.65	-----	-----	-1,255,313,053.00	-----	4,830,073,042.65
Department of Education											
Pending Grantbacks, Education	No Year		091	6191	000	1,723,452.68	-----	-----	-263,785.00	-----	1,987,237.68
HEA Title IV Financial Guarantees Deposits, Education	No Year		091	6193	000	203,849,538.47	-----	-----	17,293,164.61	-----	186,556,373.86
Advances Without Orders from Non-Federal Sources, Education	No Year		091	6500	000	606,731.61	-----	-----	-25,344.11	-----	632,075.72
Small Escrow Amounts, Education	No Year		091	6501	000	245,175.45	-----	-----	239,698.77	-----	5,476.68
Total, Department of Education						206,424,898.21	-----	-----	17,243,734.27	-----	189,181,163.94
Department of Energy											
Unclaimed Money Due Creditors of Contractors with the United	No Year		089	6090	000	933,654.93	-----	-----	-----	-----	933,654.93

Footnotes at End of Chapter

Deposit Funds

Appropriation or Fund Account	Account Symbol					Balances, Beginning of Fiscal Year	Appropriations and Other Obligational Authority ¹	Transfers Borrowings and Investment (Net) ²	Outlays (Net)	Balances Withdrawn and Other Transactions ³	Balances, End of Fiscal Year
Title	Period of Availability	ATA	AID	MAIN	SUB						
States Under Cost-Plus-A-Fixed-Fee Contracts, Departmental Operations, Energy											
WAPA Passthrough Collections for Non-Federal Power, Energy	No Year		089	6194	000	6,278,304.84	-----	-----	1,579,643.87	-----	4,698,660.97
Withheld State and Local Taxes, Energy	No Year		089	6275	000	4,345,802.97	-----	-----	-48,163.88	-----	4,393,966.85
Other Federal Payroll Withholding, Allotments, Energy	No Year		089	6276	000	181,594.52	-----	-----	8,842.95	-----	172,751.57
Fees Paid Under Protest (FERC), Energy	No Year		089	6430	000	3,797,703.81	-----	-----	-21,934,278.38	-----	25,731,982.19
Advances Without Orders from Non-Federal Sources	No Year		089	6500	000	80,657,874.10	-----	-----	-49,639,431.26	-----	130,297,305.36
Small Escrow Amounts	No Year		089	6501	000	124,127.10	-----	-----	91,059.48	-----	33,067.62
Total, Department of Energy						96,319,062.27	-----	-----	-69,942,327.22	-----	166,261,389.49
Department of Health and Human Services											
Personal Funds and Earnings of Patients, Public Health Service Hospitals, Health Resources and Services Administration	No Year		075	6087	000	3,227.18	-----	-----	-----	-----	3,227.18
Collections of Past-Due Support from Federal Tax Refunds, Administration for Children and Families	No Year		075	6234	000	7,006,233.34	-----	-----	-52,410,891.61	-----	59,417,124.95
Civil Monetary Penalties Imposed on Nursing Facilities, Centers for Medicare and Medicaid Services, Health and Human Services	No Year		075	6240	000	21,716,499.65	-----	-----	-996,826.19	-----	22,713,325.84
Withheld State and Local Taxes, Departmental Management	No Year		075	6275	001	35,819,012.11	-----	-----	-7,031,003.83	-----	42,850,015.94
Other Federal Payroll Withholding, Allotments, Departmental Management	No Year		075	6276	001	48,353,030.17	-----	-----	32,044,101.80	-----	16,308,928.37
Other Federal Payroll Withholding Allotments, National Institutes of Health, Health and Human Services	No Year		075	6276	008	1,430,907.95	-----	-----	782,643.20	-----	648,264.75
Subtotal			075	6276		49,783,938.12	-----	-----	32,826,745.00	-----	16,957,193.12
Payment to States from Receipts for Child Support, Administration for Children and Families	No Year		075	6288	000	381,861.34	-----	-----	-----	-----	381,861.34
Small Escrow Amounts, Health Care Financing Administration	No Year		075	6501	005	6,870,423.34	-----	-----	-71,046,393.77	-----	77,916,817.11
Total, Department of Health and Human Services						121,581,195.08	-----	-----	-98,658,370.40	-----	220,239,565.48
Department of Homeland Security											
Seized Currency, Treasury Forfeiture Fund, Treasury	No Year		020	6511	006	63,731,184.18	-----	-1,110,278,000.00	-1,189,770,357.45	-----	143,223,541.63
Unrealized Discount on Investments	No Year		020	6511	911	-129,262.61	-----	28,360.66	-----	-----	-100,901.95
Investments in US Treasury Securities	No Year		020	6511	971	1,772,663,262.61	-----	1,110,249,639.34	-----	-----	2,882,912,901.95

Footnotes at End of Chapter

Deposit Funds

Appropriation or Fund Account	Account Symbol					Balances, Beginning of Fiscal Year	Appropriations and Other Obligational Authority ¹	Transfers Borrowings and Investment (Net) ²	Outlays (Net)	Balances Withdrawn and Other Transactions ³	Balances, End of Fiscal Year
Title	Period of Availability	ATA	AID	MAIN	SUB						
	Subtotal		020	6511		1,836,265,184.18			-1,189,770,357.45		3,026,035,541.63
Duties Collected for the Virgin Islands Government, United States Customs Service	No Year		070	6157	005	4,375,416.01	-----	-----	1,740,926.62	-----	2,634,489.39
Abandoned or Other Unclaimed Property	No Year		070	6199	000	55,551.68	-----	-----	-815.13	-----	56,366.81
General Deposits and Payments, Homeland Security	No Year		070	6200	000	68,898,830.91	-----	-----	-32,447,498.24	-----	101,346,329.15
Pay of the United States Coast Guard, Deposit Fund	No Year		070	6270	000	227,125.00	-----	-----	99,325.00	-----	127,800.00
Other Federal Payroll Withholding Allotments (INS)	No Year		070	6276	001	8,012.14	-----	-----	-----	-----	8,012.14
Other Federal Payroll Withholding, Allotments (USCG)	No Year		070	6276	019	34,584.08	-----	-----	-----	-----	34,584.08
	Subtotal		070	6276		42,596.22					42,596.22
Advances Without Orders from Non-Federal Sources (USCS)	No Year		070	6500	005	10,011,348.73	-----	-----	9,478,696.85	-----	532,651.88
Small Escrow Amounts, United States Secret Service, Homeland Security	No Year		070	6501	004	3,043,932.47	-----	-----	-251,439.69	-----	3,295,372.16
Small Escrow Amounts (FLETC)	No Year		070	6501	012	1,032,713.59	-----	-----	-615,883.76	-----	1,648,597.35
	Subtotal		070	6501		4,076,646.06			-867,323.45		4,943,969.51
Seized Genuine Cash, U.S. Secret Service, Homeland Security	No Year		070	6511	004	2,125,545.54	-----	-----	-3,755,155.10	-----	5,880,700.64
Customs Programs Escrow, USCS	No Year		070	6512	005	364,528,066.15	-----	-----	-50,076,692.23	-----	414,604,758.38
Deposits of Cash to Secure Immigration Bonds, INS	No Year		070	6697	000	1,865,186,574.00	-----	-----	12,284,775.09	-----	1,852,901,798.91
Undistributed Interest on U.S. Treasury Bonds or Notes Held as Collateral, INS	No Year		070	6698	000	43,982.47	-----	-----	-----	-----	43,982.47
Total, Department of Homeland Security						4,155,836,866.95	-----	-----	-1,253,314,118.04	-----	5,409,150,984.99
Department of Housing and Urban Development											
Small Escrow Amounts, Federal Housing Administration, Housing and Urban Development	No Year		086	6501	001	-----	-----	2,534,835.30	2,534,835.30	-----	-----
Funds Held Outside the Treasury	No Year		086	6501	921	20,535,408.79	-----	-2,534,835.30	-----	-----	18,000,573.49
	Subtotal		086	6501		20,535,408.79			2,534,835.30		18,000,573.49
Contract Wage Underpayments, Davis-Bacon Act, Housing and Urban	No Year		086	6758	000	1,884,575.33	-----	-----	-156,102.01	-----	2,040,677.34

Footnotes at End of Chapter

Deposit Funds

Appropriation or Fund Account	Account Symbol				Balances, Beginning of Fiscal Year	Appropriations and Other Obligational Authority ¹	Transfers Borrowings and Investment (Net) ²	Outlays (Net)	Balances Withdrawn and Other Transactions ³	Balances, End of Fiscal Year	
Title	Period of Availability	ATA	AID	MAIN							SUB
Development											
Funds Received from Excess Community Development Block Grant	No Year		086	6760	000	20,827,114.89	-----	-----	15,765,500.58	-----	5,061,614.31
Program Income, Housing and Urban Development											
Total, Department of Housing and Urban Development						43,247,099.01	-----	-----	18,144,233.87	-----	25,102,865.14
Department of the Interior											
Deposit of Revenues Received from Mineral Leases on Lands	No Year		014	6029	000	57,999.62	-----	-312,973.87	-346,465.45	-----	91,491.20
Withdrawn for Alaskan Native Selection, Office of Natural Resources Revenue, Interior											
Unrealized Discount on Investments	No Year		014	6029	911	-3,572.32	-----	2,655.71	-----	-----	-916.61
Investments in US Treasury Securities	No Year		014	6029	971	6,282,542.67	-----	310,318.16	-----	-----	6,592,860.83
Subtotal			014	6029		6,336,969.97			-346,465.45		6,683,435.42
Individual Indian Money, Bureau of Indian Affairs											
Unrealized Discount on Investments	No Year		014	6039	911	43,426,620.42	-----	21,904,193.43	-5,839,418.43	-----	⁶ 71,170,232.28
Investments in US Treasury Securities	No Year		014	6039	971	54,978.62	-----	-----	-----	-----	54,978.62
Subtotal			014	6039		67,025,026.62	-----	-21,904,193.43	-----	-----	45,120,833.19
Subtotal			014	6039		110,506,625.66			-5,839,418.43		116,346,044.09
Non-Trust Deposits and Bids for Indian Lands and Natural Resources, Bureau of Indian Affairs											
Deposits of Proceeds of Lands Withdrawn for Native Selection, Bureau of Indian Affairs	No Year		014	6140	000	7,298,999.47	-----	-----	-1,957,245.92	-----	9,256,245.39
Unrealized Discount on Investments	No Year		014	6140	911	.01	-----	569,137.80	569,137.80	-----	⁶ .01
Investments in US Treasury Securities	No Year		014	6140	971	-174,345.22	-----	-----	-----	-----	-174,345.22
Subtotal			014	6140		8,633,452.76	-----	-569,137.80	-----	-----	8,064,314.96
Subtotal			014	6140		8,459,107.55			569,137.80		7,889,969.75
Withheld State and Local Taxes, Office of the Secretary											
Withheld State and Local Taxes, Office of Youth Programs	No Year		014	6275	001	5,145,066.32	-----	-----	5,117,956.05	-----	27,110.27
Subtotal			014	6275	029	-103,313.73	-----	-----	-----	-----	⁴ -103,313.73
Subtotal			014	6275		5,041,752.59			5,117,956.05		-76,203.46
Other Federal Payroll Withholding, Allotments, Office of the Secretary											
Subtotal	No Year		014	6276	001	236,895,033.37	-----	-----	-37,797,329.82	-----	274,692,363.19
Miscellaneous Unearned Collections, Bureau of Land Management (T) ⁵											
Advances Without Orders from Non-Federal Sources, Bureau of	No Year		014	6285	000	4,393,457.88	-----	-----	1,423,711.12	-----	2,969,746.76
Subtotal			014	6500	006	114,741,127.50	-----	-----	-1,657,568.35	-----	116,398,695.85

Footnotes at End of Chapter

Deposit Funds

Appropriation or Fund Account	Account Symbol					Balances, Beginning of Fiscal Year	Appropriations and Other Obligational Authority ¹	Transfers Borrowings and Investment (Net) ²	Outlays (Net)	Balances Withdrawn and Other Transactions ³	Balances, End of Fiscal Year
Title	Period of Availability	ATA	AID	MAIN	SUB						
Reclamation											
Advances Without Orders from Non-Federal Sources, U.S. Geological Survey	No Year		014	6500	008	2,595,843.90	-----	-----	155,154.80	-----	2,440,689.10
Advances Without Orders from Non-Federal Sources, Bureau of Land Management	No Year		014	6500	011	86,918,191.36	-----	-----	3,095,618.71	-----	83,822,572.65
Advances Without Orders from Non-Federal Sources, Fish and Wildlife Service	No Year		014	6500	016	48,882.45	-----	-----	15,014.07	-----	33,868.38
Advances Without Orders from Non-Federal Sources, Bureau of Ocean Energy Management	No Year		014	6500	019	26,059,812.09	-----	-----	9,279,229.00	-----	16,780,583.09
Subtotal			014	6500		230,363,857.30			10,887,448.23		219,476,409.07
Small Escrow Amounts, National Park Service	No Year		014	6501	010	2,070,374.26	-----	-----	503,978.16	-----	1,566,396.10
Small Escrow Amounts, Fish and Wildlife Service, Interior	No Year		014	6501	016	2,279,285.42	-----	-----	-70,723.33	-----	2,350,008.75
Small Escrow Amounts, Office of Surface Mining	No Year		014	6501	018	1,922,605.38	-----	-----	1,778,015.16	-----	144,590.22
Small Escrow Amount, Bureau of Indian Affairs	No Year		014	6501	020	2,833,241.61	-----	-----	-472,353.55	-----	3,305,595.16
Subtotal			014	6501		9,105,506.67			1,738,916.44		7,366,590.23
Deposits, Outer Continental Shelf Lands Act, Bonus Bids, Office of Natural Resources Revenue, Interior	No Year		014	6705	000	721,061.58	-----	-----	611,124.65	-----	109,936.93
Deposits, Alaska National Interest Lands Conservation Act, Bureau of Land Management	No Year		014	6801	000	412,375.69	-----	-----	-5,182.31	-----	417,558.00
Tribal Trust Accounts, Office the Special Trustee for American Indians	No Year		014	6803	000	5,025,467.16	-----	-30,010,284.73	-39,874,573.83	-----	⁶ 14,889,756.26
Unrealized Discount on Investments	No Year		014	6803	911	4,292,644.14	-----	-86,328.12	-----	-----	4,206,316.02
Investments in US Treasury Securities	No Year		014	6803	971	-6,363,995,540.62	-----	30,096,612.85	-----	-----	-6,333,898,927.77
Subtotal			014	6803		-6,354,677,429.32			-39,874,573.83		-6,314,802,855.49
Suspense, Office of Youth Programs	No Year		014	6875	029	-28,996.17	-----	-----	-----	-----	⁴ -28,996.17
Total, Department of the Interior						-5,735,171,677.76	-----	-----	-65,471,921.47	-----	-5,669,699,756.29
Department of Justice											
War Claims Fund, Foreign Claims Settlement Commission (T), Justice ⁵	No Year		015	6078	000	184,014.96	-----	-----	-----	-----	184,014.96
Transfer To:											
Treasury	No Year	020	015	6078	000	24,082.52	-----	-----	24,082.52	-----	-----
Subtotal			015	6078		208,097.48			24,082.52		184,014.96
Alien Property Fund, World War II (T) ⁵	No Year		015	6084	000	351,748.18	-----	-----	-----	-----	351,748.18

Footnotes at End of Chapter

Deposit Funds

Appropriation or Fund Account Title	Account Symbol					Balances, Beginning of Fiscal Year	Appropriations and Other Obligational Authority ¹	Transfers Borrowings and Investment (Net) ²	Outlays (Net)	Balances Withdrawn and Other Transactions ³	Balances, End of Fiscal Year
	Period of Availability	ATA	AID	MAIN	SUB						
Funds of Federal Prisoners (T), Justice ⁵	No Year		015	6085	000	99,736,861.63	-----	-----	-57,042,952.21	-----	156,779,813.84
Withheld State and Local Taxes, General Legal Activities	No Year		015	6275	001	70,735,912.08	-----	-----	-18,148,129.04	-----	88,884,041.12
Withheld State and Local Taxes, Federal Prison System	No Year		015	6275	010	104,221.58	-----	-----	57,096.58	-----	47,125.00
Withheld State and Local Taxes, Drug Enforcement Administration	No Year		015	6275	011	3,698,902.23	-----	-----	-326,214.63	-----	4,025,116.86
			015	6275		74,539,035.89			-18,417,247.09		92,956,282.98
Other Federal Payroll Withholding, Allotments, General Legal Activities	No Year		015	6276	001	-69,744,789.17	-----	-----	17,079,866.73	-----	⁴ -86,824,655.90
Small Escrow Amounts, United States Marshals Service	No Year		015	6501	018	6,797.16	-----	-----	-----	-----	6,797.16
Seized Assets Fund, Justice	No Year		015	6874	000	1,152,074,092.33	-----	-400,000,000.00	-440,342,337.62	-----	1,192,416,429.95
Unrealized Discount on Investments	No Year		015	6874	911	-4,078,995.67	-----	2,879,924.98	-----	-----	-1,199,070.69
Investments in US Treasury Securities	No Year		015	6874	971	1,184,078,995.67	-----	397,120,075.02	-----	-----	1,581,199,070.69
			015	6874		2,332,074,092.33			-440,342,337.62		2,772,416,429.95
Fees and Other Collections, United States Marshals Service	No Year		015	6876	018	6,946,897.84	-----	-----	-2,343,331.63	-----	9,290,229.47
Total, Department of Justice						2,444,118,741.34	-----	-----	-501,041,919.30	-----	2,945,160,660.64
Department of Labor											
Wages of Employees of Contractors, Wage and Hour Division, Labor	No Year		016	6022	000	5,193,959.16	-----	-----	-13,657.05	-----	5,207,616.21
Small Escrow Amounts, Employment and Training Administration, Labor	No Year		016	6501	003	692,336.13	-----	-----	-----	-----	692,336.13
Small Escrow Amounts, Office of the Assistant Secretary, Labor	No Year		016	6501	014	4,739.29	-----	-----	-----	-----	4,739.29
			016	6501		697,075.42			-----		697,075.42
Wage and Hour and Public Contracts Restitution Fund, Labor	No Year		016	6507	000	169,549,077.17	-----	208,727.83	1,725,368.16	-----	168,032,436.84
Unrealized Discount on Investments	No Year		016	6507	911	-13.45	-----	13.45	-----	-----	-----
Investments in US Treasury Securities	No Year		016	6507	971	208,741.28	-----	-208,741.28	-----	-----	-----
			016	6507		169,757,805.00			1,725,368.16		168,032,436.84
Back Wage Restitution Fund, Employment Standards Administration	No Year		016	6508	000	3,686,135.69	-----	-----	745,623.05	-----	2,940,512.64
Total, Department of Labor						179,334,975.27	-----	-----	2,457,334.16	-----	176,877,641.11
Department of State											
Deposit of Severance Reserves, State	No Year		019	6036	000	2,003,161.11	-----	-----	-----	-----	2,003,161.11
Deposit Fund, United Nations Compensation Commission Claims,	No Year		019	6037	000	1,284,205.85	-----	-----	-----	-----	1,284,205.85

Footnotes at End of Chapter

Deposit Funds

Appropriation or Fund Account	Account Symbol					Balances, Beginning of Fiscal Year	Appropriations and Other Obligational Authority ¹	Transfers Borrowings and Investment (Net) ²	Outlays (Net)	Balances Withdrawn and Other Transactions ³	Balances, End of Fiscal Year
Title	Period of Availability	ATA	AID	MAIN	SUB						
State											
Resolution of Iraqi Claims, State	No Year		019	6038	000	50,000.00	-----	-----	-----	-----	50,000.00
Employees' Payroll Allotment Account, United States Savings Bonds, State	No Year		019	6050	000	691,605.70	-----	-----	-----	-----	691,605.70
Proceeds from Estates of American Citizens Who Die Abroad, State	No Year		019	6066	000	68,061.56	-----	-----	3,894.35	-----	64,167.21
Employee and Employer Contributions, Foreign Government Social Security and Related Programs, State	No Year		019	6130	000	31,596,481.73	-----	-----	-1,830,629.84	-----	33,427,111.57
Payment of Unclaimed Moneys, State (T) ⁵	No Year		019	6133	000	1,332,731.25	-----	-----	423.89	-----	1,332,307.36
Bosnia Federation Defense Fund -- Saudi Arabia, United Arab Emirates, Kuwait, Et Al, State	No Year		019	6166	000	3,077,622.25	-----	-----	-----	-----	3,077,622.25
Bosnia Federation - General Contract Account, State	No Year		019	6166	008	-2,556,602.82	-----	-----	-----	-----	⁴ -2,556,602.82
Funds of Bosnia Federation for Training and Equipment, State	No Year		019	6166	009	-477,912.64	-----	-----	-----	-----	⁴ -477,912.64
Subtotal			019	6166		43,106.79	-----	-----	-----	-----	43,106.79
Republic of Sudan Claims Settlement Fund, State	No Year		019	6223	000	-----	-----	-----	-135,824,784.00	-----	135,824,784.00
Settlement of Claims Against Libya, State	No Year		019	6224	000	4,603.95	-----	-----	-----	-----	4,603.95
Saudi Arabian Critical Infrastructure Protection Fund, State	No Year		019	6225	000	7,138,299.39	-----	-----	-18,046,468.50	-----	25,184,767.89
France Holocaust Deportation Claims Settlement Fund, State	No Year		019	6226	000	1,556,003.45	-----	-----	236,400.00	-----	1,319,603.45
Belgium Pension Claims Settlement Fund, State	No Year		019	6227	000	179,539.07	-----	-----	-----	-----	179,539.07
Other Federal Payroll Withholding, Allotments, State	No Year		019	6276	000	18,616,662.83	-----	-----	-2,795,306.03	-----	21,411,968.86
General Deposits, State	No Year		019	6755	000	36,099,740.70	-----	-----	14,373,169.24	-----	21,726,571.46
Unearned Passport and Application Fees, State (T) ⁵	No Year		019	6807	000	5,559.32	-----	-----	-----	-----	5,559.32
Suspense Deposits Abroad, State	No Year		019	6809	000	13,173,959.59	-----	-----	-7,836,592.90	-----	21,010,552.49
Accounts Payable, Check Issue Underdrafts, State	No Year		019	6999	000	.90	-----	-----	-----	-----	.90
Total, Department of State						113,843,723.19	-----	-----	-151,719,893.79	-----	265,563,616.98
Department of Transportation											
Unrealized Discount on Investments	No Year		069	6012	911	-6,461.20	-----	-----	-----	-----	-6,461.20
Investments in US Treasury Securities	No Year		069	6012	971	356,000.00	-----	-----	-----	-----	356,000.00

Deposit Funds

Appropriation or Fund Account Title	Account Symbol					Balances, Beginning of Fiscal Year	Appropriations and Other Obligational Authority ¹	Transfers Borrowings and Investment (Net) ²	Outlays (Net)	Balances Withdrawn and Other Transactions ³	Balances, End of Fiscal Year
	Period of Availability	ATA	AID	MAIN	SUB						
	Subtotal		069	6012		349,538.80					349,538.80
Maritime Guaranteed Loan Escrow Fund, Maritime Administration, Transportation	No Year		069	6040	000	1,060,841.36	-----	4,798,830.00	4,798,818.73	-----	1,060,852.63
Unrealized Discount on Investments	No Year		069	6040	911	-3,844.41	-----	3,682.51	-----	-----	-161.90
Investments in US Treasury Securities	No Year		069	6040	971	5,759,003.41	-----	-4,802,512.51	-----	-----	956,490.90
	Subtotal		069	6040		6,816,000.36			4,798,818.73		2,017,181.63
Withheld State and Local Taxes, Federal Aviation Administration	No Year		069	6275	013	28.20	-----	-----	-----	-----	28.20
Other Federal Payroll Withholding, Allotments, Office of the Secretary	No Year		069	6276	001	-2,346,690.52	-----	-----	306,973.42	-----	⁴ -2,653,663.94
Other Federal Payroll Withholding, Allotments, Office of the Inspector General	No Year		069	6276	004	⁷ 1,200.00	-----	-----	1,200.00	-----	-----
Other Federal Payroll Withholding, Allotments, Federal Highway Administration	No Year		069	6276	005	662,336.72	-----	-----	446,713.22	-----	215,623.50
Other Federal Payroll Withholding, Allotments, National Highway Traffic Safety Administration	No Year		069	6276	006	76,071.59	-----	-----	52,236.19	-----	23,835.40
Other Federal Payroll Withholding, Allotments, Federal Railroad Administration	No Year		069	6276	007	35,059.68	-----	-----	-19,928.15	-----	54,987.83
Other Federal Payroll Withholding, Allotments, Transportation Systems Center	No Year		069	6276	009	150.70	-----	-----	-166.84	-----	317.54
Other Federal Payroll Withholding, Allotments, Federal Transit Administration	No Year		069	6276	011	20,000.10	-----	-----	-1,839,118.14	-----	1,859,118.24
Other Federal Payroll Withholding, Allotments, Federal Aviation Administration	No Year		069	6276	013	209,327.09	-----	-----	453,687.37	-----	⁴ -244,360.28
Other Federal Payroll Withholding, Allotments, Pipeline and Hazardous Materials Safety Administration, Transportation	No Year		069	6276	014	60,194.05	-----	-----	-12,568.46	-----	72,762.51
Other Federal Payroll Withholding, Allotments Maritime Administration	No Year		069	6276	017	252,428.21	-----	-----	4,293.47	-----	248,134.74
Other Federal Payroll Withholdings, Allotments, Federal Motor Carrier Safety Administration	No Year		069	6276	026	233,712.40	-----	-----	-15,162.55	-----	248,874.95
Other Federal Payroll Withholding, Allotments, Transportation Security Administration	No Year		069	6276	030	37,074.69	-----	-----	-150.88	-----	37,225.57
	Subtotal		069	6276		-759,135.29			-621,991.35		-137,143.94
Advances Without Orders from Non-Federal Sources, Federal Aviation Administration, Transportation	No Year		069	6500	013	540,205.58	-----	-----	-2,440,394.26	-----	2,980,599.84
Unearned Fees for Registration and Recordation of Aircraft,	No Year		069	6548	000	-393,912.94	-----	-----	-----	-----	-393,912.94

Footnotes at End of Chapter

Deposit Funds

Appropriation or Fund Account	Account Symbol					Balances, Beginning of Fiscal Year	Appropriations and Other Obligational Authority ¹	Transfers Borrowings and Investment (Net) ²	Outlays (Net)	Balances Withdrawn and Other Transactions ³	Balances, End of Fiscal Year
Title	Period of Availability	ATA	AID	MAIN	SUB						
Federal Aviation Administration, (T) Transportation ⁵											
Unearned Copying Fees, Federal Aviation Administration (T), Transportation ⁵	No Year		069	6551	000	901,111.78	-----	-----	-----	-----	901,111.78
Proceeds from Sale of Surplus Property, Federal Aviation Administration, Transportation	No Year		069	6887	000	52,548.64	-----	-----	-----	-----	52,548.64
Total, Department of Transportation						7,506,385.13	-----	-----	1,736,433.12	-----	5,769,952.01
Department of the Treasury											
Proceeds and Payment of Certain Unpaid Checks, Treasury	No Year		020	6045	000	17,920,520.21	-----	-----	-78,689.88	-----	17,999,210.09
Proceeds of Withheld Foreign Checks, Treasury	No Year		020	6048	000	1,459.85	-----	-----	-----	-----	1,459.85
Debt Management Operations, Treasury	No Year		020	6092	000	4,955,466.18	-----	-----	1,992,602.55	-----	2,962,863.63
Albanian Claims Fund, Treasury (T) ⁵	No Year		020	6104	000	-----	-----	963,960.22	963,960.22	-----	-----
Unrealized Discount on Investments	No Year		020	6104	911	-8.43	-----	8.43	-----	-----	-----
Investments in US Treasury Securities	No Year		020	6104	971	963,968.65	-----	-963,968.65	-----	-----	-----
Subtotal			020	6104		963,960.22			963,960.22		-0-
Payment of Unclaimed Moneys, Treasury	No Year		020	6133	000	855,426,820.41	-----	-----	-34,100,644.89	-----	889,527,465.30
Proceeds and Payments of Enrollee's Share of the Health Coverage Tax Credit, Internal Revenue Service, Treasury	No Year		020	6163	000	65,070.72	-----	-----	24,889.07	-----	40,181.65
Applied Deposits for Program Support Fiscal Service, Treasury	No Year		020	6172	000	94,250.17	-----	-----	94,250.17	-----	-----
Collections, Regional Support Activities, Deposit Fund, Treasury	No Year		020	6173	000	96,242,899.20	-----	-----	957,498.96	-----	95,285,400.24
Proceeds and Collections, Regional Deposit Fund Account, Treasury	No Year		020	6177	000	6,070,282.91	-----	-----	1,751,430.62	-----	⁶ 4,318,852.29
Fiscal Service Support, General Deposits, Treasury	No Year		020	6179	000	2,588,108,416.82	-----	-----	-24,257,628.81	-----	⁶ 2,612,366,045.63
Treasury Control System Reversals	No Year		020	6182	000	404,094.86	-----	-----	-164,126.60	-----	⁶ 568,221.46
Financial Services, Unknown Deposits and Refunds, Treasury	No Year		020	6186	000	2,000,541.74	-----	-----	-5,108,755.24	-----	⁶ 7,109,296.98
General Deposits, Administrative Management Division, Bureau of the Fiscal Service, Treasury	No Year		020	6187	000	3,798,371,658.09	-----	-----	-160,750,007.14	-----	⁶ 3,959,121,665.23
Iraq Claims Settlement Fund, Treasury	No Year		020	6210	000	210,957.28	-----	-----	210,957.28	-----	-----
Kennedy Center Revenue Bond Sinking Fund, Treasury	No Year		020	6311	000	-----	-----	-493,114.97	-493,114.97	-----	-----
Unrealized Discount on Investments	No Year		020	6311	911	-36.64	-----	-715.87	-----	-----	-752.51
Investments in US Treasury Securities	No Year		020	6311	971	18,459,337.17	-----	493,830.84	-----	-----	18,953,168.01

Footnotes at End of Chapter

Deposit Funds

Appropriation or Fund Account	Account Symbol					Balances, Beginning of Fiscal Year	Appropriations and Other Obligational Authority ¹	Transfers Borrowings and Investment (Net) ²	Outlays (Net)	Balances Withdrawn and Other Transactions ³	Balances, End of Fiscal Year
Title	Period of Availability	ATA	AID	MAIN	SUB						
	Subtotal		020	6311		18,459,300.53			-493,114.97		18,952,415.50
Iranian Claims Settlement Fund, Treasury (T) ⁵	No Year		020	6312	000	-----	-----	171,363.84	171,363.84	-----	-----
Unrealized Discount on Investments	No Year		020	6312	911	-1.50	-----	1.50	-----	-----	-----
Investments in US Treasury Securities	No Year		020	6312	971	171,365.34	-----	-171,365.34	-----	-----	-----
	Subtotal		020	6312		171,363.84			171,363.84		-0-
German Democratic Republic Settlement Fund, Treasury (T) ⁵	No Year		020	6314	000	-----	-----	1,583,178.54	1,583,178.54	-----	-----
Unrealized Discount on Investments	No Year		020	6314	911	-13.85	-----	13.85	-----	-----	-----
Investments in US Treasury Securities	No Year		020	6314	971	1,583,192.39	-----	-1,583,192.39	-----	-----	-----
	Subtotal		020	6314		1,583,178.54			1,583,178.54		-0-
Vietnam Claims Fund, Bureau of Fiscal Service, Treasury (T) ⁵	No Year		020	6315	000	-----	-----	74,622.07	74,622.07	-----	-----
Unrealized Discount on Investments	No Year		020	6315	911	-.65	-----	.65	-----	-----	-----
Investments in US Treasury Securities	No Year		020	6315	971	74,622.72	-----	-74,622.72	-----	-----	-----
	Subtotal		020	6315		74,622.07			74,622.07		-0-
Belize Escrow, Debt Reduction, Treasury	No Year		020	6317	001	-----	-----	-1,158.83	-1,158.83	-----	-----
Unrealized Discount on Investments	No Year		020	6317	911	-698.92	-----	582.36	-----	-----	-116.56
Investments in US Treasury Securities	No Year		020	6317	971	921,660.11	-----	576.47	-----	-----	922,236.58
	Subtotal		020	6317		920,961.19			-1,158.83		922,120.02
General Refunds and Collections Applied, Treasury	No Year		020	6321	000	25,211,972.02	-----	-----	-1,292,126.00	-----	⁶ 26,504,098.02
Payment Services Division, Bureau of the Fiscal Service, Treasury	No Year		020	6352	000	867,853,485.54	-----	-----	105,288,427.81	-----	⁶ 762,565,057.73
Miscellaneous Collections, Management Activities, Deposit Fund, Treasury	No Year		020	6388	000	352,318,128.17	-----	-----	204,856,517.10	-----	⁶ 147,461,611.07
Advances Without Orders from Non-Federal Sources, Internal Revenue Service	No Year		020	6500	009	570,147.37	-----	-----	-264,755.67	-----	834,903.04
Advances Without Orders from Non-Federal Sources, Bureau of the Mint, Treasury	No Year		020	6500	016	30,453.67	-----	-----	-----	-----	30,453.67
	Subtotal		020	6500		600,601.04			-264,755.67		865,356.71
Escrow Amounts, Bureau of the Fiscal Service, Treasury	No Year		020	6501	018	682,012.37	-----	-----	91,684.62	-----	590,327.75
Mutilated Currency Claims Fund, Bureau of Engraving and Printing,	No Year		020	6513	013	8,443,190.50	-----	-----	759,305.00	-----	7,683,885.50

Footnotes at End of Chapter

Deposit Funds

Appropriation or Fund Account Title	Account Symbol					Balances, Beginning of Fiscal Year	Appropriations and Other Obligational Authority ¹	Transfers Borrowings and Investment (Net) ²	Outlays (Net)	Balances Withdrawn and Other Transactions ³	Balances, End of Fiscal Year
	Period of Availability	ATA	AID	MAIN	SUB						
Treasury											
General Deposits, Bureau of the Fiscal Service, Treasury	No Year		020	6549	000	77,778,970.38	-----	-----	-79,195,647.08	-----	⁶ 156,974,617.46
Funds Held Outside the Treasury	No Year		020	6549	921	-3,392,152.62	-----	-----	-----	-----	-3,392,152.62
Subtotal			020	6549		74,386,817.76			-79,195,647.08		153,582,464.84
Proceeds for Unfunding Certain Foreign Exchange Accounts, Treasury	No Year		020	6701	000	6,765,855.00	-----	-----	786,037.00	-----	5,979,818.00
Small Difference Account for Deposit and Check Adjustments, Bureau of the Fiscal Service, Treasury	No Year		020	6720	000	686,835.60	-----	-----	34.90	-----	686,800.70
Offsetting Collections and Applied Refunds, Treasury	No Year		020	6722	000	1,912,655.23	-----	-----	-958,076.87	-----	⁶ 2,870,732.10
Internal Revenue Collections for Northern Mariana Islands, Treasury	No Year		020	6737	000	-----	-----	-----	-207,817.00	-----	207,817.00
Coverover Withholdings - U.S. Virgin Islands, Treasury	No Year		020	6738	000	16,253,056.51	-----	-----	-10,377,874.54	-----	26,630,931.05
Coverover Withholdings - American Samoa, Treasury	No Year		020	6741	000	774,401.00	-----	-----	-474,925.00	-----	1,249,326.00
Public Debt - Accounts Payable, Accounts Receivable and Misc. Transactions, Treasury	No Year		020	6822	051	15,965,152.45	-----	-----	4,820,563.70	-----	11,144,588.75
Proceeds and Refunds Financial Services Division, Treasury	No Year		020	6828	000	225,147,347.34	-----	-----	-11,779,538.37	-----	⁶ 236,926,885.71
Unapplied Collections, Internal Revenue Service, Treasury	No Year		020	6879	009	32,510,877.09	-----	-----	-560,849.18	-----	33,071,726.27
Unapplied Collections, Bureau of Alcohol, Tobacco, and Firearms, Treasury	No Year		020	6879	010	16,826,705.91	-----	-----	-4,567,631.14	-----	21,394,337.05
Subtotal			020	6879		49,337,583.00			-5,128,480.32		54,466,063.32
Accounts Payable, Check Issue Underdrafts, Treasury	No Year		020	6999	000	54,902.02	-----	-----	-----	-----	54,902.02
Total, Department of the Treasury						9,038,439,820.38	-----	-----	-10,206,043.76	-----	9,048,645,864.14
Department of Veterans Affairs											
Personal Funds of Patients, Veterans Affairs	No Year		036	6020	000	18,891,181.66	-----	-----	1,292,830.59	-----	17,598,351.07
Withheld State and Local Taxes, Veterans Administration	No Year		036	6275	000	102,778,873.61	-----	-----	-4,263,637.01	-----	107,042,510.62
Other Federal Payroll Withholding, Allotments, Veterans Affairs	No Year		036	6276	000	-168,623.26	-----	-----	-430,589.30	-----	261,966.04
All Other Payroll Withholdings, Veterans Affairs	No Year		036	6278	000	6,319,384.19	-----	-----	-5,894,380.08	-----	12,213,764.27
Deductions from Veterans Benefits Payments, Veterans Affairs	No Year		036	6279	000	98,698,039.13	-----	-----	21,146,415.54	-----	77,551,623.59
Small Escrow Amounts, Veterans Affairs	No Year		036	6501	000	972,230.10	-----	-----	554,131.70	-----	418,098.40

Footnotes at End of Chapter

Deposit Funds

Appropriation or Fund Account	Account Symbol					Balances, Beginning of Fiscal Year	Appropriations and Other Obligational Authority ¹	Transfers Borrowings and Investment (Net) ²	Outlays (Net)	Balances Withdrawn and Other Transactions ³	Balances, End of Fiscal Year
Title	Period of Availability	ATA	AID	MAIN	SUB						
Total, Department of Veterans Affairs						227,491,085.43	-----	-----	12,404,771.44	-----	215,086,313.99
Corps of Engineers											
Advances from District of Columbia, Corps of Engineers, Civil						74,269,307.93	-----	-----	-9,010,974.32	-----	⁶ 83,280,282.25
Advances Without Orders from Non-Federal Sources, Corps of Engineers						5,683,587.83	-----	-----	-2,077,140.09	-----	7,760,727.92
Small Escrow Amounts, Corps of Engineers						12,372,356.94	-----	-----	-3,791,151.03	-----	16,163,507.97
Total, Corps of Engineers						92,325,252.70	-----	-----	-14,879,265.44	-----	107,204,518.14
Environmental Protection Agency											
Employees' Payroll Allotment Account, United States Savings Bonds, Environmental Protection Agency						271,040.90	-----	-----	-----	-----	271,040.90
Fees for Ocean Dumping, Environmental Protection Agency						256,179.22	-----	-----	-----	-----	256,179.22
Nonconformance Penalties, Environmental Protection Agency						87,946.10	-----	-----	-----	-----	87,946.10
Clean Air Allowance Auction and Sale, Environmental Protection Agency						1,450.96	-----	-----	-203.90	-----	1,654.86
Withheld State and Local Taxes, Environmental Protection Agency						3,200,791.49	-----	-----	-----	-----	3,200,791.49
Other Federal Payroll Withholding, Allotments, Environmental Protection Agency						-270,546.07	-----	-----	-----	-----	⁴ -270,546.07
Advances Without Orders from Non-Federal Sources, Environmental Protection Agency						11,696.56	-----	-----	-----	-----	11,696.56
Total, Environmental Protection Agency						3,558,559.16	-----	-----	-203.90	-----	3,558,763.06
Executive Office of the President											
Withheld State and Local Taxes, White House Office						926,680.77	-----	-----	-155,867.96	-----	1,082,548.73
Total, Executive Office of the President						926,680.77	-----	-----	-155,867.96	-----	1,082,548.73
General Services Administration											
Withheld State and Local Taxes, General Services Administration						488,422.06	-----	-----	45,498.07	-----	442,923.99
Advances Without Orders from Non-Federal Sources, General						472,699.75	-----	-----	16,552.25	-----	456,147.50

Footnotes at End of Chapter

Deposit Funds

Appropriation or Fund Account Title	Account Symbol					Balances, Beginning of Fiscal Year	Appropriations and Other Obligational Authority ¹	Transfers Borrowings and Investment (Net) ²	Outlays (Net)	Balances Withdrawn and Other Transactions ³	Balances, End of Fiscal Year
	Period of Availability	ATA	AID	MAIN	SUB						
Services Administration											
Small Escrow Amounts, General Services Administration	No Year		047	6501	000	8,588,190.80	-----	-----	-179,951.39	-----	8,768,142.19
Proceeds from Sale of Surplus Property, General Services Administration	No Year		047	6887	000	18,311,123.24	-----	-----	5,272,130.09	-----	13,038,993.15
Total, General Services Administration						27,860,435.85	-----	-----	5,154,229.02	-----	22,706,206.83
International Assistance Programs											
International Security Assistance											
Security Assistance and International Programs, Deposit Account	No Year		011	6147	000	14,822,629.79	-----	-----	-1,846,338.79	-----	16,668,968.58
Agency for International Development											
Advances Without Orders from Non-Federal Sources, Agency for International Development	No Year		072	6500	000	132,879.41	-----	-----	-----	-----	132,879.41
Suspense, Deposits Abroad, Agency for International Development	No Year		072	6809	000	-22,640,446.64	-----	-----	11,315,025.41	-----	⁴ -33,955,472.05
Suspense, Agency for International Development	No Year		072	6875	000	2,528,402.47	-----	-----	-----	-----	2,528,402.47
Total, Agency for International Development						-19,979,164.76	-----	-----	11,315,025.41	-----	-31,294,190.17
Peace Corps											
Readjustment Allowances, Peace Corps	No Year		011	6016	000	-13,950.39	-----	-----	-53,053.63	-----	39,103.24
Total, International Assistance Programs						-5,170,485.36	-----	-----	9,415,632.99	-----	-14,586,118.35
National Aeronautics and Space Administration											
Advances Without Orders from Non-Federal Sources, National Aeronautics Space	No Year		080	6500	000	33,405,076.51	-----	-----	7,450,340.42	-----	25,954,736.09
Total, National Aeronautics and Space Administration						33,405,076.51	-----	-----	7,450,340.42	-----	25,954,736.09
Social Security Administration											
Proceeds of Supplemental Security Income Checks Unnegotiated for 180 Days/Six Months, Pending Distribution	No Year		028	6239	000	16,801,044.36	-----	-----	-32,377.71	-----	16,833,422.07
State Supplemental Security Income Payments, Social Security Administration	No Year		028	6504	000	28,866,252.48	-----	-----	9,096,833.89	-----	19,769,418.59
Payments for Information Furnished by the Department of Health	No Year		028	6724	000	1,255,156.36	-----	-----	-----	-----	1,255,156.36

Footnotes at End of Chapter

Deposit Funds

Appropriation or Fund Account	Account Symbol					Balances, Beginning of Fiscal Year	Appropriations and Other Obligational Authority ¹	Transfers Borrowings and Investment (Net) ²	Outlays (Net)	Balances Withdrawn and Other Transactions ³	Balances, End of Fiscal Year
Title	Period of Availability	ATA	AID	MAIN	SUB						
and Human Services, Social Security Administration Total, Social Security Administration						46,922,453.20	-----	-----	9,064,456.18	-----	37,857,997.02
Independent Agencies											
Broadcasting Board of Governors											
Withheld State and Local Taxes, United States Agency for Global Media	No Year		514	6275	068	368,178.62	-----	-----	198.86	-----	367,979.76
Other Federal Payroll Withholding, Allotments, Broadcasting Board of Governors	No Year		514	6276	068	2,576,412.24	-----	-----	55.45	-----	2,576,356.79
Total, Broadcasting Board of Governors						2,944,590.86	-----	-----	254.31	-----	2,944,336.55
Bureau of Consumer Financial Protection											
Legal or Equitable Relief, Bureau of Consumer Financial Protection	No Year		581	6027	000	42,293,871.31	-----	-----	7,684,344.13	-----	34,609,527.18
Central Intelligence Agency											
Interagency Transfers and Payments, Central Intelligence Agency	No Year		056	6142	000	102,638,362.06	-----	-----	-43,361,055.58	-----	⁶ 145,999,417.64
Gifts, Central Intelligence Agency	No Year		056	6146	000	88,450.00	-----	-----	1,500.00	-----	⁶ 86,950.00
Total, Central Intelligence Agency						102,726,812.06	-----	-----	-43,359,555.58	-----	146,086,367.64
Commodity Futures Trading Commission											
Fees and Other Charges, Commodity Futures Trading Commission	No Year		339	6729	000	514,024.94	-----	-----	-81,451.05	-----	595,475.99
Corporation for National and Community Service											
Stipends, Corporation for National and Community Service	No Year		485	6201	000	1,867,991.39	-----	-----	109,512.48	-----	1,758,478.91
Other Federal Payroll Withholding Allotments, Corporation for National and Community Service	No Year		485	6276	055	302,049.78	-----	-----	-144.32	-----	302,194.10
Total, Corporation for National and Community Service						2,170,041.17	-----	-----	109,368.16	-----	2,060,673.01
Denali Commission											
Small Escrow Amounts, Denali Commission	No Year		513	6501	067	446,103.98	-----	-----	179,950.00	-----	266,153.98
District of Columbia											
Revenues and Outlays, Treasurer, District of Columbia	No Year		254	6595	001	-239.35	-----	-----	-----	-----	⁴ -239.35

Footnotes at End of Chapter

Deposit Funds

Appropriation or Fund Account	Account Symbol					Balances, Beginning of Fiscal Year	Appropriations and Other Obligational Authority ¹	Transfers Borrowings and Investment (Net) ²	Outlays (Net)	Balances Withdrawn and Other Transactions ³	Balances, End of Fiscal Year
Title	Period of Availability	ATA	AID	MAIN	SUB						
Revenues and Outlays, Unemployment Compensation Board, District of Columbia	No Year		254	6595	002	4,763,809.63	-----	-----	-----	-----	4,763,809.63
Subtotal			254	6595		4,763,570.28					4,763,570.28
Total, District of Columbia						4,763,570.28	-----	-----	-----	-----	4,763,570.28
Equal Employment Opportunity Commission											
Advances Without Orders from Non-Federal Sources, Equal Employment Opportunity Commission	No Year		045	6500	000	1,930.50	-----	-----	-----	-----	1,930.50
Small Escrow Amounts, Equal Employment Opportunity	No Year		045	6501	000	54,632.55	-----	-----	9,885.45	-----	44,747.10
Total, Equal Employment Opportunity Commission						56,563.05	-----	-----	9,885.45	-----	46,677.60
Federal Communications Commission											
International Telecommunication Settlements	No Year		027	6089	000	98,351.22	-----	-----	97,493.21	-----	858.01
Fees, Suspense, Federal Communications Commission	No Year		027	6725	000	10,695,613,005.61	-----	-----	-74,243,117,517.25	-----	84,938,730,522.86
Total, Federal Communications Commission						10,695,711,356.83	-----	-----	-74,243,020,024.04	-----	84,938,731,380.87
Federal Election Commission											
Employees' Payroll Allotment Account, United States Savings Bonds, Federal Election Commission	No Year		360	6050	016	-132.45	-----	-----	-----	-----	⁴ -132.45
Federal Retirement Thrift Investment Board											
Thrift Savings Fund, Federal Retirement Thrift Investment Board	No Year		026	6153	000	-221,840,045.77	-----	171,031,846,716.29	14,960,251,981.18	-----	⁶ 155,849,754,689.34
Investments in US Treasury Securities	No Year		026	6153	971	287,094,549,020.74	-----	-171,031,846,716.29	-----	-----	116,062,702,304.45
Subtotal			026	6153		286,872,708,974.97			14,960,251,981.18		271,912,456,993.79
Total, Federal Retirement Thrift Investment Board						286,872,708,974.97	-----	-----	14,960,251,981.18	-----	271,912,456,993.79
Federal Trade Commission											
FTC Consumer Redress Escrow, Federal Trade Commission	No Year		029	6013	000	677,109,167.21	-----	-----	292,288,485.81	-----	384,820,681.40
Intelligence Community Management Account											
Foreign Broadcast Information Service	No Year		467	6167	000	461,610,539.79	-----	-96,939,586.97	84,774,534.73	-----	⁶ 279,896,418.09
Investments in US Treasury Securities	No Year		467	6167	971	952,717,998.40	-----	96,939,586.97	-----	-----	1,049,657,585.37

Footnotes at End of Chapter

Deposit Funds

Appropriation or Fund Account	Account Symbol					Balances, Beginning of Fiscal Year	Appropriations and Other Obligational Authority ¹	Transfers Borrowings and Investment (Net) ²	Outlays (Net)	Balances Withdrawn and Other Transactions ³	Balances, End of Fiscal Year
Title	Period of Availability	ATA	AID	MAIN	SUB						
	Subtotal		467	6167		1,414,328,538.19			84,774,534.73		1,329,554,003.46
Intra-Governmental Transaction Center, Intelligence Community Management Account	No Year		467	6169	000	20,343,880.15	-----	-----	-76,308,304.20	-----	⁶ 96,652,184.35
Intelligence Community Deposit Fund, Intelligence Community Management Account	No Year		467	6170	000	648,396,928.61	-----	-----	281,777,646.58	-----	⁶ 366,619,282.03
Total, Intelligence Community Management Account						2,083,069,346.95	-----	-----	290,243,877.11	-----	1,792,825,469.84
International Trade Commission											
Temporary Relief Bonds Receipts, International Trade Commission	No Year		034	6340	000	906,322.16	-----	-----	-61,000.00	-----	967,322.16
National Labor Relations Board											
Escrow Account, Temporary Restraining Order Cases, National Labor Relations Board	No Year		420	6152	000	2,000.00	-----	-----	2,000.00	-----	-----
Escrow Account, Backpay Cases, National Labor Relations Board	No Year		420	6154	000	⁷ 31,143,778.73	-----	-----	7,746,555.28	-----	23,397,223.45
Total, National Labor Relations Board						31,145,778.73	-----	-----	7,748,555.28	-----	23,397,223.45
Postal Service											
Postal Service Fund	No Year		018	4020	002	⁷ -26,090,805.11	-----	-----	-----	-----	⁸ -26,090,805.11
Securities and Exchange Commission											
Other Federal Payroll Withholdings, Allotments	No Year		050	6276	000	26,364.00	-----	-----	-3,392.57	-----	29,756.57
Unearned Fees, Securities and Exchange Commission (T) ⁵	No Year		050	6561	000	45,282,001.57	-----	-----	-14,294,911.09	-----	59,576,912.66
Disgorgement and Penalty Amounts Held for Investors, Securities and Exchange Commission	No Year		050	6563	000	399,842,630.14	-----	-641,320,210.04	-723,555,683.62	-----	482,078,103.72
Unrealized Discount on Investments	No Year		050	6563	911	-544,931.30	-----	503,956.03	-----	-----	-40,975.27
Investments in US Treasury Securities	No Year		050	6563	971	1,932,794,299.77	-----	640,816,254.01	-----	-----	2,573,610,553.78
Subtotal			050	6563		2,332,091,998.61			-723,555,683.62		3,055,647,682.23
Total, Securities and Exchange Commission						2,377,400,364.18	-----	-----	-737,853,987.28	-----	3,115,254,351.46
Smithsonian Institution											
Employees' Payroll Allotment Account, United States Savings	No Year		033	6050	002	82.44	-----	-----	82.44	-----	-----

Footnotes at End of Chapter

Deposit Funds

Appropriation or Fund Account	Account Symbol					Balances, Beginning of Fiscal Year	Appropriations and Other Obligational Authority ¹	Transfers Borrowings and Investment (Net) ²	Outlays (Net)	Balances Withdrawn and Other Transactions ³	Balances, End of Fiscal Year
Title	Period of Availability	ATA	AID	MAIN	SUB						
Bonds, National Gallery of Art											
Smithsonian Fund, Smithsonian Institution	No Year		033	6097	000	27,956,747.32	-----	-----	-11,098,192.86	-----	⁶ 39,054,940.18
Smithsonian Endowment Fund, Smithsonian Institution	No Year		033	6220	000	131,691.88	-----	-10,312.50	-24,161.01	-----	⁶ 145,540.39
Unrealized Discount on Investments	No Year		033	6220	911	-10,468.75	-----	10,312.50	-----	-----	-156.25
Investments in US Treasury Securities	No Year		033	6220	971	1,000,000.00	-----	-----	-----	-----	1,000,000.00
Subtotal			033	6220		1,121,223.13	-----	-----	-24,161.01	-----	1,145,384.14
Total, Smithsonian Institution						29,078,052.89	-----	-----	-11,122,271.43	-----	40,200,324.32
Surface Transportation Board											
Other Federal Payroll Withholding, Allotments, Surface Transportation Board	No Year		472	6276	089	91.95	-----	-----	91.95	-----	-----
Tennessee Valley Authority											
Interagency Payments and Transfers, National Reconnaissance Office	No Year		571	6750	000	543,480.86	-----	-----	461,669.01	-----	⁶ 81,811.85
Workforce Stability Initiative, National Reconnaissance Office	No Year		571	6751	000	79,553,706.52	-----	-----	-177,707.58	-----	⁶ 79,731,414.10
Total, Tennessee Valley Authority						80,097,187.38	-----	-----	283,961.43	-----	79,813,225.95
Total, Independent Agencies						302,977,051,283.34	-----	-----	-59,476,697,534.57	-----	362,453,748,817.91
Total, Deposit Funds						321,811,823,385.87	-----	-----	-62,675,955,166.55	-----	384,487,778,552.42

Footnotes at End of Chapter

Footnotes

- 1 The amounts in this column, unless otherwise footnoted, represent appropriations, increases and rescissions in borrowing authority or new contract authority. Only appropriations with appropriation transfer activity are presented in Table 1 (Appropriations and Appropriation Transfers). Since the Deposit Funds had no transfer activity during fiscal year 2021, Table 1 does not appear.
- 2 The amounts in this column, unless otherwise footnoted, represent transfers - other than appropriation transfers, borrowings (gross), investments (net), unrealized discounts or funds held outside the Treasury.
- 3 The amounts in this column, unless otherwise footnoted, represent obligated balances canceled for fiscal year 2016 pursuant to 31 U.S.C. 1553 and adjustments to borrowing and contract authority.
- 4 Subject to disposition by the administrative agency.
- 5 The letter (T) denotes that the account by law is a trust account, but for reporting purposes is treated as other than trust.
- 6 This account was not certified to Treasury in accordance with Treasury certification standards to indicate the amounts were certified with the criteria of 31 U.S.C. 1501.
- 7 The opening balance(s) of the following account(s) have been adjusted during the current fiscal year and do not agree with last year's closing balance(s):

<u>Account Symbol:(ATA, AID, POA, MAIN, SUB)</u>	<u>Adjustment</u>
069 X 6276 004 - Undisbursed Funds	\$1,200.00
420 X 6154 000 - Undisbursed Funds	-\$20,000.00
018 X 4020 002 - Undisbursed Funds	-26,090,805.11

- 8 Excludes activity which represents "Net Proceeds from Sales and Withholding for Savings Bonds" which will be accounted for as a deposit fund liability.

Receipts By Department

Classification	Account Symbol				Amount
	AID	A	MAIN	SUB	
Legislative Branch					
Budget Receipts					
General Fund Accounts: Fines, Penalties, and Forfeitures, Not Otherwise Classified	005		1099	000	602.85
Total, Budget Receipts					602.85
Proprietary Receipts from the Public					
General Fund Accounts: General Fund Proprietary Interest, Not Otherwise Classified	005		1435	000	135.43
Total, Proprietary Receipts from the Public					135.43
Joint Items					
Proprietary Receipts from the Public					
General Fund Accounts: General Fund Proprietary Receipts, Not Otherwise Classified, All Other	000		3220	000	210,764.09
Budget Clearing Accounts: Budget Clearing Account (Suspense), House of Representatives, Sergeant at Arms	000	F	3875	008	-220.78
Total, Proprietary Receipts from the Public					210,543.31
Total, Joint Items					210,543.31
Capitol Police					
Proprietary Receipts from the Public					
General Fund Accounts: General Fund Proprietary Receipts, Not Otherwise Classified, All Other, U.S. Capitol Police Board	002		3220	000	711.02
Special Fund Accounts: United States Capitol Police Memorial Fund, House of Representatives	002	X	5083	001	132,073.80
Total, Proprietary Receipts from the Public					132,784.82
Total, Capitol Police					132,784.82
Congressional Budget Office					
Proprietary Receipts from the Public					
General Fund Accounts: Collections of Receivables from Canceled Accounts, Congressional Budget Office	008		3200	000	918.63
Total, Proprietary Receipts from the Public					918.63
Total, Congressional Budget Office					918.63
Architect of the Capitol					
Proprietary Receipts from the Public					
General Fund Accounts: General Fund Proprietary Receipts, Not Otherwise Classified, All Other	001		3220	000	37,384.07
Special Fund Accounts: Capitol Trust Account, Architect of the Capitol	001	X	5760	001	10,050.00
Total, Proprietary Receipts from the Public					47,434.07
Intrabudgetary Receipts Deducted by Agency					
General Fund Accounts: Collections of Receivables from Cancelled Accounts	001		3200	000	7,067.82
Total, Intrabudgetary Receipts Deducted by Agency					7,067.82
Total, Architect of the Capitol					54,501.89
Library of Congress					
Budget Receipts					
Special Fund Accounts: Fees from JSCT (Jukebox, Satellite, and Cable Television) for Operating Costs, Copyright Office, Library of Congress	003	X	5175	001	5,504,660.00
Total, Budget Receipts					5,504,660.00
Proprietary Receipts from the Public					
General Fund Accounts: General Fund Proprietary Receipts, Not Otherwise Classified, All Other	003		3220	000	6,945.24
Special Fund Accounts: Contributions, Oliver Wendell Holmes Devise Fund, Library of Congress	003	X	5075	001	408.66
Trust Fund Accounts: Contributions to Library of Congress Gift Fund	003	X	8031	001	16,242,840.28
Income from Donated Securities, Library of Congress Gift Fund, Library of Congress	003	X	8031	021	252,292.34
Contributions, Library of Congress Trust Fund	003	X	8032	001	7,047,973.98
Income from Donated Securities, Library of Congress Trust Fund	003	X	8032	021	11,078,971.50
Deposits, Service Fees, Library of Congress	003	X	8208	001	31,914.54

Receipts By Department - Continued

Classification	Account Symbol				Amount
	AID	A	MAIN	SUB	
Total, Proprietary Receipts from the Public					34,661,346.54
Intrabudgetary Receipts Deducted by Agency					
General Fund Accounts: Collections of Receivables from Cancelled Accounts, Library of Congress	003		3200	000	7,708.77
Special Fund Accounts: Earnings on Investments, Oliver Wendell Holmes Devise Fund, Library of Congress	003	X	5075	002	39.05
Trust Fund Accounts: Foreign Service National Separation Liability Trust Fund, Library of Congress	003	X	8339	001	192,437.43
Total, Intrabudgetary Receipts Deducted by Agency					200,185.25
Undistributed Offsetting Receipts					
Trust Fund Accounts: Interest on Bequest of Gertrude M. Hubbard, Library of Congress	003	X	8022	002	800.00
Earnings on Investment, Library of Congress Trust Fund	003	X	8031	002	7,776.74
Earnings on Investments, Library of Congress Trust Fund	003	X	8032	002	406,769.81
Total, Undistributed Offsetting Receipts					415,346.55
Total, Library of Congress					40,781,538.34
Government Accountability Office					
Proprietary Receipts from the Public					
General Fund Accounts: General Fund Proprietary Receipts, Not Otherwise Classified, All Other	005		3220	000	90.00
Total, Proprietary Receipts from the Public					90.00
Intrabudgetary Receipts Deducted by Agency					
General Fund Accounts: Collections of Receivables from Cancelled Accounts, Government Accountability Office	005		3200	000	199,942.67
Total, Intrabudgetary Receipts Deducted by Agency					199,942.67
Total, Government Accountability Office					200,032.67
United States Tax Court					
Budget Receipts					
Special Fund Accounts: Fees for Regulatory and Judicial Services, United States Tax Court	023	X	5633	001	1,341,122.42
Trust Fund Accounts: Deductions from Employees Salaries, Tax Court Judges Survivors Annuity Fund, United States Tax Court	023	X	8115	001	392,507.99
Total, Budget Receipts					1,733,630.41
Undistributed Offsetting Receipts					
Trust Fund Accounts: Earnings on Investments, Tax Court Judges Survivors Annuity Fund, United States Tax Court	023	X	8115	002	279,342.61
Total, Undistributed Offsetting Receipts					279,342.61
Total, United States Tax Court					2,012,973.02
Legislative Branch Boards and Commissions					
Proprietary Receipts from the Public					
Special Fund Accounts: Gifts and Contributions, Dwight D. Eisenhower Memorial Fund	283	X	5549	001	469,245.86
Total, Proprietary Receipts from the Public					469,245.86
Intrabudgetary Receipts Deducted by Agency					
Special Fund Accounts: Earnings on Investments, Senate Preservation Fund, Library of Congress	000	X	5509	002	465.70
Trust Fund Accounts: Payment from the General Fund, Open World Leadership Center Trust Fund	009	X	8148	003	6,000,000.00
Payment to the John C. Stennis Center for Public Service Training and Development	009	X	8275	001	1,000,000.00
Total, Intrabudgetary Receipts Deducted by Agency					7,000,465.70
Undistributed Offsetting Receipts					
Trust Fund Accounts: Earnings on Investments, Russian Leadership Center Trust Fund	009	X	8148	002	92,487.97
Interest on Investments, John C. Stennis Center for Public Service Training and Development	009	X	8275	002	293,236.73
Interest on Investments, U.S. Capitol Preservation Commission	009	X	8300	002	10,940.78
Total, Undistributed Offsetting Receipts					396,665.48
Total, Legislative Branch Boards and Commissions					7,866,377.04
Total, Legislative Branch					51,260,408.00

Receipts By Department - Continued

Classification	Account Symbol				Amount
	AID	A	MAIN	SUB	
Judicial Branch					
Budget Receipts					
Special Fund Accounts:					
Filing Fees, The Judiciary	010	X	5100	001	153,901,082.08
Registry Administration Account, The Judiciary	010	X	5101	001	20,334.57
Trust Fund Accounts:					
Deductions from Employees Salaries, Judicial Survivors Annuities Fund, The Judiciary	010	X	8110	001	9,307,410.81
Judicial Officers Annuities Deducted from Employees Salaries, The Judiciary	010	X	8122	001	3,803,428.39
Total, Budget Receipts					167,032,255.85
Proprietary Receipts from the Public					
General Fund Accounts:					
General Fund Proprietary Interest, Not Otherwise Classified	010		1435	000	8,558.27
General Fund Proprietary Receipts, Not Otherwise Classified, All Other	010		3220	000	1,063,102.58
Special Fund Accounts:					
Proceeds from Sale of Property, Judiciary Automation Fund, The Judiciary	010	X	5114	001	143,181,013.32
Budget Clearing Accounts:					
Proceeds of Sales, Personal Property (Suspense), The Judiciary	010	F	3845	000	233.00
Budget Clearing Account (Suspense), United States Courts	010	F	3875	002	-11,248,789.63
Total, Proprietary Receipts from the Public					133,004,117.54
Intrabudgetary Receipts Deducted by Agency					
Special Fund Accounts:					
Advances and Reimbursements, Judiciary Automation Fund, The Judiciary	010	X	5114	003	508,452,228.00
Trust Fund Accounts:					
Federal Payment to the Judicial Survivors Annuities Fund, The Judiciary	010	X	8110	004	29,100,000.00
Federal Payment to Judicial Officers Retirement Fund, The Judiciary	010	X	8122	004	229,400,000.00
Federal Payment to Claims Court, Judges Retirement Fund, The Judiciary	010	X	8124	001	3,817,048.22
Budget Clearing Accounts:					
Undistributed Intragovernmental Payments, United States Courts, The Judiciary	010	F	3885	002	2,519,204.83
Total, Intrabudgetary Receipts Deducted by Agency					773,288,481.05
Undistributed Offsetting Receipts					
Trust Fund Accounts:					
Earnings on Investments, Judicial Survivors Annuities Fund, The Judiciary	010	X	8110	002	25,216,908.90
Interest and Profits on Investments, Judicial Officers Annuities Fund, The Judiciary	010	X	8122	002	36,079,891.50
Interest on Investments, Claims Court Judges Retirement Fund, The Judiciary	010	X	8124	002	1,895,275.06
Total, Undistributed Offsetting Receipts					63,192,075.46
Total, Judicial Branch					1,136,516,929.90
Department of Agriculture					
Budget Receipts					
General Fund Accounts:					
Full Cost Recovery Fees Pursuant to OMB Circular No. A-25	012		2497	000	5,417,492.05
Special Fund Accounts:					
Deposits, Perishable Agricultural Commodities Act Fund	012	X	5070	001	11,296,379.01
Agricultural Quarantine Inspection User Fee Account, Animal and Plant Health Inspection Service	012	X	5161	001	319,997,819.44
30% of Customs Duties, Funds for Strengthening Markets, Income, and Supply (Section 32)	012	X	5209	001	25,671,792,798.84
3.08 Percent of Custom Duties, Agricultural Disaster Relief Trust Fund, Farm Service Agency, Agriculture	012	X	5531	001	67,184.96
Trust Fund Accounts:					
Transfers from General Fund of Amounts Equal to Certain Customs Duties, Reforestation Trust Fund, Forest Service	012	X	8046	001	30,000,000.00
Excise Taxes for Tobacco Assessments, Tobacco Trust Fund, Commodity Credit Corporation	012	X	8161	001	1,769,592.83
Total, Budget Receipts					26,040,341,267.13
Proprietary Receipts from the Public					
General Fund Accounts:					
General Fund Proprietary Interest, Not Otherwise Classified	012		1435	000	495,697.59
Rent and Bonuses from Land Leases for Resource Exploration and Extraction, Agriculture and Interior (31 USC 3513)	012		1811	000	67,318,426.51
National Forests Fund, Agriculture	012		2221	000	740,305.61
Biorefinery Assistance, Downward Reestimates of Subsidies	012		2675	003	5,643,072.00
Rural Microenterprise Investment, Downward Reestimate of Subsidies	012		2680	003	209,802.00
Agricultural Credit Insurance, Negative Subsidies	012		2701	001	176,908,663.75
Agricultural Credit Insurance, Downward Reestimates of the Subsidy	012		2701	003	155,234,238.00
Rural Electrification and Telephone Loans, Negative Subsidies	012		2702	001	176,579,131.75
Rural Electrification and Telephone Loans, Downward Reestimates of Subsidies	012		2702	003	291,200,656.32
Rural Water and Waste Disposal, Negative Subsidies	012		2703	001	994,652.28
Rural Water and Waste Disposal, Downward Reestimates of Subsidies	012		2703	003	875,365,501.00
Rural Community Facility, Negative Subsidies	012		2705	001	78,957,185.55
Rural Community and Facility, Downward Reestimates of Subsidies	012		2705	003	178,370,166.00
Rural Housing Insurance, Negative Subsidies	012		2706	001	171,109,643.19
Rural Housing Insurance, Downward Reestimates of the Subsidy	012		2706	003	864,519,833.00
Rural Business and Industry, Downward Reestimates of Subsidies, Agriculture	012		2707	003	80,599,738.14
P.L. 480, Downward Reestimates of Subsidies	012		2708	003	1,848,074.00
Rural Development Loan Fund, Downward Reestimates of Subsidies	012		2710	003	3,159,386.00
Rural Telephone Bank, Downward Reestimates of Subsidies	012		2711	004	1,057,053.52
Agricultural Credit Insurance Fund Guaranteed Loans Negative Subsidies, Consolidated Farm Service Agency	012		2712	001	15,036,974.80
Agricultural Credit Insurance Fund Guaranteed Loan, Downward Reestimates of the Subsidy, Consolidated Farm Service Agency	012		2712	003	70,385,122.00
Rural Economic Development Loans, Downward Reestimates of Subsidies	012		2713	003	1,553,925.00
Distance Learning and Telemedicine Program, Downward Reestimates, Rural Utilities Service	012		2746	003	70,411,046.30
Apple Loan Program, Downward Reestimates of Subsidies	012		2754	003	100,406.55

Receipts By Department - Continued

Classification	Account Symbol				Amount
	AID	A	MAIN	SUB	
Farm Storage Facility Loans, Negative Subsidies	012		2756	001	1,392,612.62
Farm Storage Facility Loans, Downward Reestimates of Subsidies	012		2756	003	48,583,995.00
Commodity Credit Corporation Export Guarantee Financing, Downward Reestimates of Subsidies	012		2757	003	5,418,674.00
Multi-Family Housing Revitalization Fund, Downward Reestimates of Subsidies, Agriculture	012		2779	003	20,275,826.00
Rural Energy for America Program Downward Reestimates of Subsidies, Rural Development Administration, Agriculture	012		2786	003	19,041,206.00
Commodity Credit Corporation Export Guarantees, Negative Subsidy	012		2793	001	5,956,242.43
General Fund Proprietary Receipts, Not Otherwise Classified, All Other	012		3220	000	8,614,103.07
Special Fund Accounts:					
National Forests Fund Receipts	012		5008	001	55,368,687.39
National Forests Fund, Payments to States	012	X	5201	001	99,017,577.53
Timber Roads, Purchaser Elections, Forest Service	012	X	5202	001	2,000,000.00
National Forests Fund, Roads and Trails for States	012	X	5203	001	13,188,891.76
Timber Salvage Sales, Forest Service	012	X	5204	001	34,746,144.06
Deposits, Brush Disposal	012	X	5206	001	6,928,364.42
Receipts, Range Betterment Fund	012		5207	000	2,741,210.00
National Forest Lands Under Special Acts	012		5208	001	664,000.00
National Forests Fund, Payment to Minnesota (Cook, Lake, and Saint Louis Counties)	012	X	5213	001	6,150,000.00
Royalties from Character Merchandising, Forest Service	012	X	5214	001	899,534.89
Forfeitures and Recoveries, Forest Service Lands	012	X	5215	001	1,307,370.14
Deposits, Land Exchanges, Forest Service	012		5216	000	5,868,304.81
Land Acquisition Proceeds for Exchanges, Acquisition of Lands to Complete Land Exchanges, Forest Service, Agriculture	012	X	5216	001	3,049,812.60
Operation and Maintenance of Quarters, Forest Service	012	X	5219	001	10,266,246.38
Quinault Special Management Area, Forest Service	012	X	5223	001	206.46
Timber Sales Pipeline Restoration Fund, Forest Service	012	X	5264	001	5,892,033.97
Recreation Fee Demonstration Program, Forest Service	012	X	5268	001	118,253,099.02
MNP Rental Fee Account, Forest Service	012	X	5277	001	668,813.37
Concessions Fees and Volunteer Services, Agriculture Research Service	012	X	5279	003	51,886.94
Charges, User Fees and Natural Resource Utilization, Land Between the Lakes, Forest Service	012	X	5360	001	6,468,102.30
Deposits for Administration of Rights-of-Way and Other Land Uses Fund, Forest Service	012	X	5361	001	1,477,689.29
Stewardship Contracting Product Sales, Funds Retained, Forest Service, Agriculture	012	X	5540	001	29,276,126.81
Payments to Counties, National Grasslands	012	X	5896	003	22,455,572.70
National Grasslands Receipts, Forest Service	012		5896	005	94,510,904.05
Trust Fund Accounts:					
Deposits of Fees, Inspection and Grading of Farm Products, Agricultural Marketing Service	012	X	8015	001	196,683,105.35
Forest Service Cooperative Fund	012	X	8028	001	86,338,317.37
Deposits of Fees, Inspection of Farm Products, Food Safety and Inspection Service	012	X	8137	001	17,522,182.58
Gifts and Bequests, Agriculture	012	X	8203	001	610,273.33
Deposits of Miscellaneous Contributed Funds, Agricultural Research Service	012	X	8214	001	17,229,543.74
Deposits of Miscellaneous Contributed Funds, National Agricultural Statistics Service	012	X	8218	001	15,700.00
Deposits of Miscellaneous Contributed Funds, Animal and Plant Health Inspection Service	012	X	8226	001	8,060,026.90
Budget Clearing Accounts:					
Proceeds of Sales, Personal Property, Soil Conservation Service	012	F	3845	010	3,172,598.00
Proceeds of Sales, Personal Property, Forest Service	012	F	3845	011	-9,268.46
Proceeds of Sales, Personal Property, Agricultural Research Service	012	F	3845	014	69,414.33
Proceeds of Sales, Personal Property, Animal and Plant Health Inspection Service	012	F	3845	016	554,566.17
Proceeds of Sales, Personal Property, Agricultural Marketing Services, Agriculture	012	F	3845	025	78,420.00
Proceeds of Sales, Personal Property, Foreign Agricultural Service	012	F	3845	029	-15,161.65
Budget Clearing Account (Suspense), Executive Operations	012	F	3875	004	5,975,461.93
Budget Clearing Account (Suspense), Soil Conservation Service	012	F	3875	010	109.51
Budget Clearing Account (Suspense), Forest Service	012	F	3875	011	77,822.69
Budget Clearing Account (Suspense), Agricultural Research Service	012	F	3875	014	-400.00
Budget Clearing Account (Suspense), Cooperative State Research, Education, and Extension Service	012	F	3875	015	7,568,584.90
Budget Clearing Account (Suspense), Animal and Plant Health Inspection Service	012	F	3875	016	208,968.31
Budget Clearing Account (Suspense), Agricultural Marketing Service	012	F	3875	025	167,149.80
Budget Clearing Account (Suspense), Food and Nutrition Service	012	F	3875	035	1,548,110.97
Budget Clearing Account (Suspense), Commodity Credit Corporation	012	F	3875	036	326,133.85
Budget Clearing Account (Suspense), Food Safety and Inspection Service	012	F	3875	037	19,113.66
Budget Clearing Account (Suspense), Central Voucher Payment Center	012	F	3875	040	-8,315,284.40
Budget Clearing Account (Suspense), Farm Service Agency	012	F	3875	049	-301.85
Total, Proprietary Receipts from the Public					4,256,217,125.90
Intrabudgetary Receipts Deducted by Agency					
General Fund Accounts:					
Collections of Receivables from Cancelled Accounts, Agriculture	012		3200	000	4,116,441.10
Special Fund Accounts:					
Earnings on Investments, Perishable Agricultural Commodities, Agricultural Marketing Service	012	X	5070	002	5,281.71
Earnings on Investments, Native American Institutions Endowment Fund	012	X	5205	002	4,824,562.89
Trust Fund Accounts:					
Payments from Wool Research, Development and Promotion Trust Fund	012	X	8100	001	2,250,000.00
Budget Clearing Accounts:					
Undistributed Intergovernmental Payments, Office of the Secretary	012	F	3885	003	4,647.45
Undistributed Intergovernmental Payments, Executive Operations, Agriculture	012	F	3885	004	5,253,661.52
Undistributed Intergovernmental Payments, Departmental Administration, Agriculture	012	F	3885	005	-130,327.12
Undistributed Intragovernmental Payments, Office of Communications, Agriculture	012	F	3885	006	-4,668.41
Undistributed Intergovernmental Payments, Office of Civil Rights, Agriculture	012	F	3885	007	-1,779.07
Undistributed Intergovernmental Payments, Office of Risk Management, Farm Service Agency, Agriculture	012	F	3885	008	-48,763.50
Undistributed Intragovernmental Payments, Office of the Inspector General, Agriculture	012	F	3885	009	-325,907.19
Undistributed Intergovernmental Payments, Natural Resources Conservation Service, Agriculture	012	F	3885	010	-2,404,052.72
Undistributed Intragovernmental Payments, Forest Service, Agriculture	012	F	3885	011	-349,923.09
Undistributed Intergovernmental Payments, Agricultural Research Service	012	F	3885	014	-662,044.84
Undistributed Intragovernmental Payments, Cooperative State Research, Education and Extension Service	012	F	3885	015	-35,608.17
Undistributed Intragovernmental Payments, Animal and Plant Health Inspection Service	012	F	3885	016	-22.17
Undistributed Intragovernmental Payments, Economic Research Service	012	F	3885	017	528,600.99
Undistributed Intragovernmental Payments, National Agricultural Statistics Service	012	F	3885	018	-967.43
Undistributed Intragovernmental Payments, Rural Development Administration	012	F	3885	020	1,037,091.91
Undistributed Intergovernmental Payments, Office of the General Counsel	012	F	3885	022	-139,754.77
Undistributed Intragovernmental Payments, Agricultural Marketing Service	012	F	3885	025	20.81
Undistributed Intergovernmental Payments, Farm Production and Conservation Programs	012	F	3885	026	47,804.46
Undistributed Intragovernmental Payments, Foreign Agricultural Service	012	F	3885	029	-95,319.22
Undistributed Intergovernmental Payments, Food and Nutrition Service	012	F	3885	035	1,106,285.68
Undistributed Intragovernmental Payment, Commodity Credit Corporation	012	F	3885	036	-87,667.34
Undistributed Intergovernmental Payments, Food Safety and Inspection Service, Agriculture	012	F	3885	037	17,213.21
Undistributed Intergovernmental Payments, National Finance Center, Agriculture	012	F	3885	040	-22,271,815.83
Undistributed Intergovernmental Payments, Farm Service Agency, Agriculture	012	F	3885	049	361,855.41

Receipts By Department - Continued

Classification	Account Symbol				Amount
	AID	A	MAIN	SUB	
Total, Intradepartmental Receipts Deducted by Agency					-7,005,153.53
Undistributed Offsetting Receipts					
Trust Fund Accounts:					
Earnings on Investments, Inspection and Grading of Farm Products	012	X	8015	002	22,722.89
Earnings on Investments, Land Between the Lakes Trust Fund, Forest Service	012	X	8039	002	127,891.34
Total, Undistributed Offsetting Receipts					150,614.23
Offsetting Governmental Receipts					
Trust Fund Accounts:					
Payment from Commodity Credit Corporation, Emergency Citrus Disease Research and Development Trust	012	X	8559	001	25,000,000.00
Total, Offsetting Governmental Receipts					25,000,000.00
Total, Department of Agriculture					30,314,703,853.73
Department of Commerce					
Budget Receipts					
Special Fund Accounts:					
Earnings on Investments, Fishermen's Contingency Fund	013	X	5120	002	354.65
Earnings on Investments, Foreign Fishing Observer Fund	013	X	5122	002	541.07
Permit Title Registration Fee, Limited Access System Administration Fund, National Oceanic and Atmospheric Administration	013	X	5284	001	11,962,875.05
Access Fees, Western Pacific Sustainable Fisheries Fund, National Oceanic and Atmospheric Administration	013	X	5439	001	589,370.00
Fees, North Pacific Fishery Observer Fund, National Oceanic and Atmospheric Administration, Commerce	013	X	5598	001	2,457,283.77
Total, Budget Receipts					15,010,424.54
Proprietary Receipts from the Public					
General Fund Accounts:					
General Fund Proprietary Interest, Not Otherwise Classified	013		1435	000	42,107.10
Fees and Other Charges for Other Services, Commerce	013		2419	002	106,800.00
Fisheries Finance, National Oceanic and Atmospheric Administration, Negative Subsidies	013		2717	001	7,105,993.32
Fisheries Finance, Downward Reestimates of Subsidies	013		2717	003	6,240,122.29
General Fund Proprietary Receipts, Not Otherwise Classified, All Other	013		3220	000	6,046,076.69
Special Fund Accounts:					
Gifts, Marine Mammal Unusual Mortality Event Fund, National Oceanic and Atmospheric Administration	013	X	5283	001	1,062.27
Trust Fund Accounts:					
Gifts and Bequests, Departmental Management	013	X	8501	001	40,926.75
Budget Clearing Accounts:					
Proceeds of Sales, Personal Property, International Trade Administration	013	F	3845	012	8,077.05
Proceeds of Sales, Personal Property, National Oceanic and Atmospheric Administration	013	F	3845	014	908,040.00
Budget Clearing Account (Suspense), Bureau of the Census	013	F	3875	004	187,515.71
Budget Clearing Account (Suspense), National Oceanic and Atmospheric Administration	013	F	3875	014	-3,537,723.56
Unavailable Check Cancellations and Overpayments (Suspense), National Oceanic and Atmospheric Administration, Commerce	013	F	3880	014	1,094,257.62
Unavailable Check Cancellations and Overpayments (Suspense), Economic Development Administration, Commerce	013	F	3880	020	-1,038,884.09
Total, Proprietary Receipts from the Public					17,204,371.15
Intradepartmental Receipts Deducted by Agency					
General Fund Accounts:					
Collections of Receivables from Cancelled Accounts	013		3200	000	1,880,371.55
Budget Clearing Accounts:					
Undistributed Intragovernmental Payments, National Institute of Standards and Technology	013	F	3885	001	-52,787.60
Undistributed Intragovernmental Payments, Patent and Trademark Office, Commerce	013	F	3885	010	1,519,263.23
Undistributed Intragovernmental Payments, National Oceanic and Atmospheric Administration, Commerce	013	F	3885	014	173,100.00
Total, Intradepartmental Receipts Deducted by Agency					3,519,947.18
Undistributed Offsetting Receipts					
Trust Fund Accounts:					
Spectrum Auction Receipts, National Telecommunications and Information Administration, Commerce	013		8233	001	4,476,093,291.65
Earnings on Federal Investments, Public Safety Trust Fund, National Telecommunications and Information Administration	013		8233	002	22,175,864.34
Total, Undistributed Offsetting Receipts					4,498,269,155.99
Offsetting Governmental Receipts					
Special Fund Accounts:					
Fisheries Enforcement Asset Forfeiture Fund Deposits, National Oceanic and Atmospheric Administration, Commerce	013	X	5583	001	2,143,049.09
Sanctuaries Enforcement Asset Forfeiture Fund Deposits, National Oceanic and Atmospheric Administration, Commerce	013	X	5584	001	292,552.06
Total, Offsetting Governmental Receipts					2,435,601.15
Total, Department of Commerce					4,536,439,500.01
Department of Defense--Military Programs					
Department of the Army					
Proprietary Receipts from the Public					
General Fund Accounts:					
Recoveries for Government Property Lost or Damaged, Not Otherwise Classified, Army, Navy, Air Force	021		3019	000	25,064,496.70
Recoveries Under the Foreign Military Sales Program, Army, Navy, Air Force, Defense	021		3041	000	3,736,328.08
General Fund Proprietary Receipts, Defense Military, Not Otherwise Classified	021		3210	000	153,414,073.76

Receipts By Department - Continued

Classification	Account Symbol				Amount
	AID	A	MAIN	SUB	
Trust Fund Accounts: Deposits, Department of the Army General Gift Fund	021	X	8927	001	22,509,118.91
Budget Clearing Accounts: Proceeds of Sales, Personal Property (Suspense), Army	021	F	3845	000	94,735.11
Budget Clearing Account (Suspense), Army	021	F	3875	001	144,816,317.06
Unavailable Check Cancellations and Overpayments (Suspense), Army	021	F	3880	000	-1,044,271.95
Total, Proprietary Receipts from the Public					348,590,797.67
Intrabudgetary Receipts Deducted by Agency					
General Fund Accounts: Collections of Receivables from Cancelled Accounts	021		3200	000	5,382,454.70
Budget Clearing Accounts: Undistributed Intragovernmental Payments, Army	021	F	3885	000	-59.94
Undistributed Intragovernmental Payments, Army (OPAC-Difference)	021	F	3885	007	-957,330.46
Total, Intrabudgetary Receipts Deducted by Agency					4,425,064.30
Undistributed Offsetting Receipts					
Trust Fund Accounts: Earnings on Investments, Department of the Army General Gift Fund	021	X	8927	002	4,475.19
Total, Undistributed Offsetting Receipts					4,475.19
Offsetting Governmental Receipts					
Special Fund Accounts: Restorations, Rocky Mountain Arsenal, Army	021	X	5098	001	1,021,507.42
Total, Offsetting Governmental Receipts					1,021,507.42
Total, Department of the Army					354,041,844.58
Department of the Navy					
Proprietary Receipts from the Public					
General Fund Accounts: General Fund Proprietary Interest, Not Otherwise Classified	017		1435	000	-1,639.07
Rent of Equipment and Other Personal Property, Army, Navy, Air Force	017		1840	000	287.42
Recoveries for Government Property Lost or Damaged, Not Otherwise Classified Army, Navy, Air Force	017		3019	000	2,775,119.28
Recoveries Under the Foreign Military Sales Program, Army, Navy, Air Force, Defense	017		3041	000	16,345,082.74
General Fund Proprietary Receipts, Defense Military, Not Otherwise Classified	017		3210	000	144,365,391.99
Trust Fund Accounts: Deposits, Department of the Navy General Gift Fund	017	X	8716	001	837,459.18
Contributions to United States Naval Academy General Gift Fund	017	X	8733	001	13,760,871.51
Budget Clearing Accounts: Budget Clearing Account (Suspense), Navy	017	F	3875	001	858,519.14
Budget Clearing Account (Suspense), Navy (Special)	017	F	3875	004	145,616.31
Unavailable Check Cancellations and Overpayments (Suspense), Navy	017	F	3880	000	102,762.32
Total, Proprietary Receipts from the Public					179,189,470.82
Intrabudgetary Receipts Deducted by Agency					
General Fund Accounts: Collections of Receivables from Cancelled Accounts	017		3200	000	26,236,471.01
Trust Fund Accounts: Profits from Sale of Ships, Stores, Navy	017	X	8723	001	11,485,422.73
Budget Clearing Accounts: Undistributed Intragovernmental Payments, Navy	017	F	3885	000	2,987,174.96
Undistributed Intragovernmental Payments, Navy (OPAC-Difference)	017	F	3885	007	-1,483,257.78
Total, Intrabudgetary Receipts Deducted by Agency					39,225,810.92
Undistributed Offsetting Receipts					
Trust Fund Accounts: Earnings on Investments, Department of the Navy General Gift Fund	017	X	8716	002	186.66
Earnings on Investments, United States Naval Academy General Gift Fund	017	X	8733	002	14,531.56
Total, Undistributed Offsetting Receipts					14,718.22
Total, Department of the Navy					218,429,999.96
Proprietary Receipts from the Public					
Special Fund Accounts: Proceeds, Support of Athletic Programs, Air Force	057	X	5616	004	4,370,026.77
Total, Proprietary Receipts from the Public					4,370,026.77
Department of the Air Force					
Proprietary Receipts from the Public					
General Fund Accounts: General Fund Proprietary Interest, Not Otherwise Classified	057		1435	000	11,287.02
Rent of Equipment and Other Personal Property, Army, Navy, Air Force	057		1840	000	305.84
Recoveries for Government Property Lost or Damaged, Not Otherwise Classified, Army, Navy, Air Force	057		3019	000	341,848.05
Recoveries Under the Foreign Military Sales Program, Army, Navy, Air Force, Defense	057		3041	000	19,132,024.27
General Fund Proprietary Receipts, Defense Military, Not Otherwise Classified	057		3210	000	34,736,923.08

Receipts By Department - Continued

Classification	Account Symbol				Amount
	AID	A	MAIN	SUB	
Trust Fund Accounts: Deposits, Department of the Air Force General Gift Fund	057	X	8928	001	6,303,935.23
Budget Clearing Accounts: Budget Clearing Account (Suspense), Air Force	057	F	3875	001	510,949.80
Unavailable Check Cancellations and Overpayments (Suspense), Air Force	057	F	3880	000	-200,663.81
Total, Proprietary Receipts from the Public					60,836,609.48
Intrabudgetary Receipts Deducted by Agency					
General Fund Accounts: Collections of Receivables from Cancelled Accounts	057		3200	000	61,022,135.32
Budget Clearing Accounts: Undistributed Intragovernmental Payments, Air Force	057	F	3885	000	-1,064,337.77
Undistributed Intragovernmental Payments, Air Force (OPAC-Difference)	057	F	3885	007	-4,167,951.92
Total, Intrabudgetary Receipts Deducted by Agency					55,789,845.63
Undistributed Offsetting Receipts					
Trust Fund Accounts: Earnings on Investments, Department of the Air Force General Gift Fund	057	X	8928	002	9.02
Total, Undistributed Offsetting Receipts					9.02
Total, Department of the Air Force					116,626,464.13
Defense Agencies					
Budget Receipts					
Trust Fund Accounts: Contributions from Kuwait, Host Nation Support for U.S. Relocation Activities	097	X	8337	001	55,069,990.56
Contributions from Japan, Host Nation Support for U.S. Relocation Activities	097	X	8337	003	49,272,991.34
Contributions from South Korea, Host Nation Support for U.S. Relocation Activities	097	X	8337	004	66,004,538.43
Contributions from Japan, Support for U.S. Relocation to Guam Activities, Defense	097	X	8358	001	401,940,000.00
Total, Budget Receipts					572,287,520.33
Proprietary Receipts from the Public					
General Fund Accounts: Deposits for Survivor Annuity Benefits, Army, Navy, Air Force, Defense	097		2462	000	16,842,979.76
Sale of Lands, Etc., Account of Military Post Construction Fund	097		2621	000	17.64
Defense Vessel Transfer Receipt Account	097		2644	000	41.40
Sale of Scrap and Salvage Materials, Defense	097		2651	000	313,302.34
Family Housing Improvement Fund, Downward Reestimates of Subsidies, Defense	097		2761	003	18,705,857.75
Recoveries for Government Property Lost or Damaged, Not Otherwise Classified, Army, Navy, Air Force	097		3019	000	88,987.90
Recoveries Under the Foreign Military Sales Program, Army, Navy, Air Force, Defense	097		3041	000	2,979,216.05
General Fund Proprietary Receipts, Defense Military, Not Otherwise Classified	097		3210	000	128,746,321.59
Special Fund Accounts: Disposal of Department of Defense Real Property for Navy	097	X	5188	017	9,112,824.15
Disposal of Department of Defense Real Property for Army	097	X	5188	021	1,395,858.00
Lease of Department of Defense Real Property for Navy	097	X	5189	017	7,982,628.73
Lease of Department of Defense Real Property for Army	097	X	5189	021	16,600,351.92
Lease of Department of Defense Real Property for Air Force	097	X	5189	057	8,602,533.01
Burden Sharing Contribution, Defense (Kuwait)	097	X	5441	001	37,529,298.39
Burden Sharing Contribution, Defense (Japan)	097	X	5441	003	228,124,030.40
Burden Sharing Contribution, Defense (South Korea)	097	X	5441	004	886,081,712.88
Donations and Collections, Department of Defense Vietnam War Commemoration Fund, Defense	097	X	5750	001	504.73
Contributions from Applicants, Renewable Energy Impact Assessments and Mitigation, Defense	097	X	5753	001	950,000.00
Trust Fund Accounts: Contributions, Department of Defense General Gift Fund Deposits, Defense	097	X	8163	001	359,632.00
Budget Clearing Accounts: Proceeds of Sales, Personal Property, Defense	097	F	3845	000	-91,995.94
Budget Clearing Account (Suspense), Secretary of Defense	097	F	3875	000	-359.16
Budget Clearing Account (Suspense), Defense	097	F	3875	001	29,278,155.43
Unavailable Check Cancellations and Overpayments (Suspense), Secretary of Defense	097	F	3880	000	3,146,537.19
Total, Proprietary Receipts from the Public					1,396,748,436.16
Intrabudgetary Receipts Deducted by Agency					
General Fund Accounts: Collections of Receivables from Cancelled Accounts	097		3200	000	8,327,091.85
Special Fund Accounts: Earnings on Investments, Defense Cooperation Account	097	X	5187	002	-99,344.75
Trust Fund Accounts: Employing Agency Contributions, Defense	097	X	8165	001	7,309,164.29
Employing Agency Contributions, Voluntary Separation Incentive Fund	097	X	8335	001	21,400,000.00
Budget Clearing Accounts: IPAC Default, Defense	097	F	3502	000	-30,490.92
Undistributed Intragovernmental Payments, Defense	097	F	3885	000	6,261.45
Undistributed Intragovernmental Payments, Defense (OPAC-Difference)	097	F	3885	007	-2,843,193.55
Total, Intrabudgetary Receipts Deducted by Agency					34,069,488.37
Undistributed Offsetting Receipts					
Trust Fund Accounts: Earnings on Investments, National Security Education Trust Fund	097	X	8168	002	928.89
Earnings on Investments, Voluntary Separation Incentive Fund	097	X	8335	002	2,181,088.71
Earnings on Investments, Host Nation Support for U.S. Relocation Activities	097	X	8337	002	79,245.54

Receipts By Department - Continued

Classification	Account Symbol				Amount
	AID	A	MAIN	SUB	
Earnings on Investments, Support for U.S. Relocation to Guam Activities, Defense	097	X	8358	002	18,344,923.94
Total, Undistributed Offsetting Receipts					20,606,187.08
Total, Defense Agencies					2,023,711,631.94
Total, Department of Defense--Military Programs					2,717,179,967.38
Department of Education					
Proprietary Receipts from the Public					
General Fund Accounts:					
General Fund Proprietary Interest, Not Otherwise Classified	091		1435	000	3,701,527.15
Federal Family Education Loan Program, Downward Reestimates of Subsidies	091		2718	003	588,520,565.00
College Housing and Academic Facilities Loan, Downward Reestimates of Subsidies, Education	091		2741	003	206,772,606.00
Federal Direct Student Loan Program, Negative Subsidies, Education	091		2781	001	3,970,428,498.00
Federal Direct Loan Program, Downward Reestimates of Subsidies, Education	091		2781	003	838,914,750.00
Teach Grant Program, Downward Reestimates of Subsidies, Education	091		2794	003	3,224,573.00
Health Education Assistance Loans, Downward Reestimates of Subsidies, Education	091		2798	003	25,367,780.00
Repayments of Loans, Capital Contributions, Higher Educational Activities, Education	091		2915	000	866,025,307.16
General Fund Proprietary Receipts, Not Otherwise Classified, All Other	091		3220	000	60,711,254.04
Special Fund Accounts:					
Student Financial Assistance Debt Collection, Education	091	X	5557	001	3,628,251.29
Trust Fund Accounts:					
Contributions, Education	091	X	8258	001	526,000.00
Budget Clearing Accounts:					
Budget Clearing Account (Suspense), Education	091	F	3875	000	69,184,536.80
Total, Proprietary Receipts from the Public					6,637,005,648.44
Intrabudgetary Receipts Deducted by Agency					
General Fund Accounts:					
Collections of Receivables from Cancelled Accounts, Education	091		3200	000	8,997.00
Budget Clearing Accounts:					
Undistributed Intragovernmental Payments, Education	091	F	3885	000	-12,774,586.64
Total, Intrabudgetary Receipts Deducted by Agency					-12,765,589.64
Total, Department of Education					6,624,240,058.80
Department of Energy					
Budget Receipts					
Special Fund Accounts:					
Licenses Under Federal Power Act from Public Lands and National Forests, Payment to States	089		5105	000	5,687,335.16
Total, Budget Receipts					5,687,335.16
Proprietary Receipts from the Public					
General Fund Accounts:					
General Fund Proprietary Interest, Not Otherwise Classified	089		1435	000	4,409,749.03
Sale of Strategic Petroleum Reserve Oil, Energy	089		2234	000	644,094,512.03
Sale and Transmission of Electric Energy, Falcon Dam, Energy	089		2245	000	600,000.00
Sale and Transmission of Electric Energy, Southwestern Power Administration	089		2247	000	84,646,247.79
Sale and Transmission of Electric Energy, Southeastern Power Administration	089		2248	000	151,359,830.22
Title 17 Innovative Technology Loan Guarantees, Negative Subsidies, Energy	089		2679	001	44,958,272.05
DOE Loan Guarantees (Section 1705 Recovery Act) Downward Reestimate Account, Energy	089		2796	003	67,237,324.50
DOE Loan Guarantees (Section 1703) Downward Reestimate Account, Energy	089		2797	003	92,432,483.54
Repayments on Miscellaneous Recoverable Costs, Not Otherwise Classified, Energy	089		2889	000	33,365,313.63
General Fund Proprietary Receipts, Not Otherwise Classified, All Other	089		3220	000	23,376,059.24
Special Fund Accounts:					
Sale of Electric Energy, Bonneville Power Administration, Reclamation Fund, Interior	089		5000	026	884,688.63
Sale of Power and Other Utilities, Reclamation Fund, Energy	089		5000	027	269,943,303.39
Falcon and Amistad Operating and Maintenance Fund, Energy	089		5178	001	319,265.92
Proceeds from Sale of Oil, Energy Security and Infrastructure Modernization Fund, Energy	089		5615	001	449,999,979.80
Trust Fund Accounts:					
Gifts and Donations, Energy	089	X	8576	001	42,025.00
Budget Clearing Accounts:					
Budget Clearing Account (Suspense), Energy	089	F	3875	000	11,324,892.22
Total, Proprietary Receipts from the Public					1,878,993,946.99
Intrabudgetary Receipts Deducted by Agency					
General Fund Accounts:					
Collections of Receivables from Cancelled Accounts, Energy	089		3200	000	3,214,592.17
Special Fund Accounts:					
Earnings on Investments, Nuclear Waste Disposal Fund, Energy	089	X	5227	002	1,687,123,355.19
Earnings on Investments, Energy	089	X	5231	002	14,298,982.74
Budget Clearing Accounts:					
Undistributed Intragovernmental Payments, Energy	089	F	3885	000	-2,769,136.98
Total, Intrabudgetary Receipts Deducted by Agency					1,701,867,793.12
Offsetting Governmental Receipts					

Receipts By Department - Continued

Classification	Account Symbol				Amount
	AID	A	MAIN	SUB	
General Fund Accounts: Fees and Recoveries, Federal Energy Regulatory Commissions, Energy	089		0894	000	31,102,518.30
Total, Offsetting Governmental Receipts					31,102,518.30
Total, Department of Energy					3,617,651,593.57
Department of Health and Human Services					
Budget Receipts					
General Fund Accounts: Fines, Penalties, and Forfeitures, Not Otherwise Classified, Centers for Medicare and Medicaid Services, Health and Human Services	075		1099	005	2,821.46
Fines, Penalties, and Forfeitures, Not Otherwise Classified, Food & Drug Administration, Health and Human Services	075		1099	006	5,329.28
Special Fund Accounts: Receipts, Risk Adjustment Program, Centers for Medicare and Medicaid Services	075	X	5733	001	6,886,958,861.20
Contributions, Transitional Reinsurance Program, Centers for Medicare and Medicaid Services	075	X	5735	001	980,688.56
Trust Fund Accounts: Fee on Branded Prescription Pharmaceutical Manufacturers and Importers, Federal Supplementary Medical Insurance Trust Fund	075	X	8004	008	2,790,456,280.39
Transfers from General Fund of Amounts Equal to FICA Taxes, Federal Hospital Insurance Trust Fund	075	X	8005	001	273,479,149,486.50
Receipts from Railroad Retirement Account, Federal Hospital Insurance Trust Fund	075	X	8005	010	551,800,000.00
Transfers from General Fund of Amounts Equal to SECA Taxes, Federal Hospital Insurance Trust Fund	075	X	8005	011	20,787,360,988.03
Federal Hospital Insurance Trust Fund Civil Penalties and Damages	075	X	8005	049	385,310,565.04
Transfer from General Fund of Amounts Equivalent to Certain Taxes, Vaccine Injury Compensation Trust Fund, Health and Human	075	X	8175	001	312,902,783.66
Total, Budget Receipts					305,194,927,804.12
Proprietary Receipts from the Public					
General Fund Accounts: General Fund Proprietary Interest, Not Otherwise Classified, Office of the Secretary, Health and Human Services	075		1435	001	44,098,770.69
General Fund Proprietary Interest, Not Otherwise Classified, Centers for Medicare and Medicaid Services, Health and Human	075		1435	005	158,707,051.57
General Fund Proprietary Interest, Not Otherwise Classified, Food & Drug Administration, Health and Human Services	075		1435	006	567,527.89
General Fund Proprietary Interest, Not Otherwise Classified, National Institutes of Health, Health and Human Services	075		1435	008	22,444.71
General Fund Proprietary Interest, Not Otherwise Classified, Centers for Disease Control, Health and Human Service	075		1435	009	2,935.70
Consumer Operated and Oriented Plan Direct Loan Program, Downward Reestimates of Subsidies, Health and Human Services	075		2674	003	342,037,767.10
Health Center Guarantee Loan Program, Negative Subsidy	075		2758	003	93,698.74
Federal Share of Child Support Collections, HHS, ACF	075		3107	000	887,073,180.00
General Fund Proprietary Receipts, Not Otherwise Classified, All Other, Office of the Secretary, Health and Human Services	075		3220	001	144,924,965.55
General Fund Proprietary Receipts, Not Otherwise Classified, All Other, Centers for Medicare and Medicaid Services, Health	075		3220	005	295,335,755.10
General Fund Proprietary Receipts, Not Otherwise Classified, All Other, Food & Drug Administration, Health and Human Services	075		3220	006	1,027,651.39
General Fund Proprietary Receipts, Not Otherwise Classified, All Other, National Institutes of Health, Health and Human	075		3220	008	15,016,954.60
General Fund Proprietary Receipts, Not Otherwise Classified, All Other, Centers for Disease Control, Health and Human Service	075		3220	009	3,309,890.51
General Fund Proprietary Receipts, Not Otherwise Classified, All Other, Indian Health Service, Health and Human Services	075		3220	010	1,513,868.11
Special Fund Accounts: Rents and Charges for Quarters, Indian Health Services, Health and Human Services	075	X	5071	001	10,002,535.29
Cooperative Research and Development Agreements, National Institutes of Health	075	X	5145	001	53,660,135.71
Cooperative Research and Development Agreements, Centers for Disease Control, Health and Human Services	075	X	5146	001	2,279,489.71
Cooperative Research and Development Agreements, Food and Drug Administration, Health and Human Services	075	X	5148	001	1,650,339.00
Trust Fund Accounts: Premiums Collected for the Aged, Federal Supplementary Medical Insurance Trust Fund	075	X	8004	005	98,508,469,393.03
Premiums Collected for the Disabled, Federal Supplementary Medical Insurance Trust Fund	075	X	8004	007	13,861,617,897.64
Other Proprietary Receipts, Federal Supplementary Medical Insurance Trust Fund	075	X	8004	029	762,934.95
Premiums Collected, Medicare Prescription Drug Account, FSMI	075	X	8004	035	5,603,775,232.21
Payments from States, Medicare Prescription Drug Accounts, FSMI	075	X	8004	036	11,858,538,533.13
Basic Premiums, Medicare Advantage, FSMI	075	X	8004	040	398,784,890.06
Gifts, Federal Supplementary Medical Insurance Trust Fund	075	X	8004	042	175.50
Medicare Refunds, Federal Supplementary Medical Insurance Trust Fund	075	X	8004	045	16,025,757,886.00
Affordable Care Act Medicare Shared Savings Models, FSMI	075	X	8004	048	111,887,650.01
Affordable Care Act Medicare Shared Savings Models, HI	075	X	8005	008	79,302,899.01
Premiums Collected for Uninsured Individuals Not Otherwise Eligible, Federal Hospital Insurance Trust Fund	075	X	8005	009	4,140,610,625.41
Other Proprietary Receipts, Federal Hospital Insurance Trust Fund	075	X	8005	029	1,175,982.71
Basic Premiums, Medicare Advantage, FHI	075	X	8005	040	292,525,880.35
Gifts, Federal Hospital Insurance Trust Fund	075	X	8005	042	175.50
Medicare Refunds, Federal Hospital Insurance Trust Fund	075	X	8005	053	27,966,264,286.00
Contributions, Indian Health Facilities, Indian Health Services	075	X	8073	001	2,852,385.91
Contributions to National Institutes of Health Unconditional Gift Fund, Health and Human Services	075	X	8248	001	5,006,588.47
Gifts and Donations, Centers for Disease Control	075	X	8250	001	20,796,432.28
Contributions to National Institutes of Health Conditional Gift Fund	075	X	8253	001	43,548,356.27
Contributions to the Indian Health Service Gift Fund	075	X	8511	001	219,702.75
Budget Clearing Accounts: Budget Clearing Account (Suspense), Departmental Management	075	F	3875	001	511,222,323.15
Budget Clearing Account (Suspense), Food and Drug Administration	075	F	3875	006	903,045.47
Budget Clearing Account (Suspense), Program Support Center (DPM)	075	F	3875	007	36,000,519.26
Budget Clearing Account (Suspense), National Institutes of Health	075	F	3875	008	2,623,206.16
Budget Clearing Account (Suspense), Indian Health Services, Health and Human Services	075	F	3875	010	7,991,670.50
Total, Proprietary Receipts from the Public					181,441,963,633.10
Intrabudgetary Receipts Deducted by Agency					
General Fund Accounts: Collections of Receivables from Cancelled Accounts	075		3200	000	433.31
Collections of Receivables from Canceled Accounts, Office of the Secretary, Health and Human Services	075		3200	001	7,939,263.85
Collections of Receivables from Canceled Accounts, National Institutes of Health, Health and Human Services	075		3200	008	433.31
Special Fund Accounts: Interest, Child Enrollment Contingency Fund, Centers for Medicare and Medicaid Services, Health and Human Services	075	X	5551	002	14,076,879.99
General Fund Payment, NIH Innovation, CURES Act	075		5628	001	404,000,000.00
General Fund Payment, FDA Innovation, CURES Act	075		5629	001	70,000,000.00
Trust Fund Accounts: Federal Contributions, Federal Supplementary Medical Insurance Trust Fund	075	X	8004	001	330,972,844,588.92
Miscellaneous Federal Payments, Federal Supplementary Medical Insurance Trust Fund	075	X	8004	006	765,412.10
Federal Contributions for Administrative Costs, Medicare Prescription Drug Account, FSMI	075	X	8004	046	882,000,000.00
Federal Contributions for Benefits, Medicare Prescription Drug Account, FSMI	075	X	8004	047	81,180,676,259.28
Payments from the General Fund, Federal Hospital Insurance Trust Fund	075	X	8005	006	1,298,061,061.95

Receipts By Department - Continued

Classification	Account Symbol				Amount
	AID	A	MAIN	SUB	
Federal Hospital Trust Fund, Transfer from General Fund (QASI) Taxes	075	X	8005	035	24,975,000,000.00
Payments from the General Fund for Health Care Fraud and Abuse Control Account, Fraud and Abuse Control Program, Federal	075	X	8005	044	148,039,068.00
Federal Hospital Insurance Trust Fund Transfers from the General Fund (Criminal Fines)	075	X	8005	046	67,452,797.51
Federal Hospital Insurance Trust Fund Transfers from the General Fund (Civil Monetary Penalties)	075	X	8005	047	69,012,760.61
Federal Hospital Insurance Trust Fund Transfers from the General Fund (Asset Forfeiture)	075	X	8005	048	134,782,877.06
Budget Clearing Accounts:					
Undistributed Intragovernmental Payrolls, Health and Human Services	075	F	3870	000	902,834.42
Undistributed Intragovernmental Payments, Departmental Management	075	F	3885	001	-32,512,402.88
Undistributed Intragovernmental Payments, Food and Drug Administration	075	F	3885	006	11,640,107.32
Undistributed Intragovernmental Payments, National Institutes of Health	075	F	3885	008	1,899,071.25
Total, Intradepartmental Receipts Deducted by Agency					440,206,581,446.00
Undistributed Offsetting Receipts					
Trust Fund Accounts:					
Earnings on Investments, Federal Supplementary Medical Insurance Trust Fund	075	X	8004	002	2,053,927,208.84
Interest Paid to the Federal Hospital Insurance Trust Fund, Federal Supplementary Medical Insurance Trust Fund	075	X	8004	023	-1,159,220.00
Interest, Medicare Prescription Drug Account, FSMI	075	X	8004	037	45,661,596.18
Earnings on Investments, Federal Hospital Insurance Trust Fund	075	X	8005	002	2,436,638,394.48
Interest Payments by Railroad Retirement Board, Federal Hospital Insurance Trust Fund	075	X	8005	005	16,362,000.00
Transfers from General Fund of Amounts Equal to Federal Employer Contributions for FICA Taxes, Federal Hospital Insurance	075	X	8005	012	4,283,000,000.00
Postal Service Employer Contributions, Federal Hospital Insurance Trust Fund	075	X	8005	013	597,000,000.00
Interest Received from Federal Supplementary Medical Insurance Trust Fund, Federal Hospital Insurance Trust Fund	075	X	8005	023	1,159,220.00
Earnings on Investments, Vaccine Injury Compensation Trust Fund	075	X	8175	002	58,914,808.77
Earnings on Investments, National Institutes of Health Unconditional Gift Fund, Health and Human Services	075	X	8248	002	27,552.03
Earnings on Investments, National Institutes of Health Conditional Gift Fund	075	X	8253	002	1,035.62
Earnings and Investments, Office of the Secretary Gift Fund	075	X	8514	002	930,399.00
Earnings on Investments, Patients' Benefit Fund, National Institutes of Health	075	X	8888	002	420.61
Earnings on Investments, Patients' Benefit Fund, Public Health Service Hospitals, Health Resources and Services	075	X	8889	002	4,173.00
Total, Undistributed Offsetting Receipts					9,492,467,588.53
Total, Department of Health and Human Services					936,335,940,471.75
Department of Homeland Security					
Budget Receipts					
General Fund Accounts:					
Excise Taxes, U.S. Customs and Border Protection, Homeland Security	070		0152	000	4,584,262,025.05
Breached Bond Penalties, Immigration and Customs Enforcement, Homeland Security	070		0834	000	8,000,000.00
Temporary L-1 Visa Fee Increase, U.S. Citizenship and Immigration Services, Homeland Security	070		2426	000	2,435,000.00
Temporary H-1B Visa Fee Increase, U.S. Citizenship and Immigration Services, Homeland Security	070		2427	000	25,930,500.00
Special Fund Accounts:					
Civil Penalties, Failure to Depart and Document Fraud, Immigration Enforcement Account, U.S. Immigration and Customs	070	X	5451	003	35,819.31
Electronic System for Travel Authorization (ESTA) Fees, U.S. Customs and Border Protection, Homeland Security	070	X	5595	001	5,341,752.00
Penalties, Abandoned Seafarers Fund, Coast Guard, Homeland Security	070		5677	001	399,999.00
Deposits, Duties and Taxes, Puerto Rico, USCS, Homeland Security	070	X	5687	001	300,836,551.48
Trust Fund Accounts:					
Transfers from the General Fund for the Sport Fish Restoration Account, Aquatic Resources Trust Fund	070	X	8147	002	598,629,558.99
Custom Duties, Aquatic Resources Trust Fund, Sport Fish Restoration	070	X	8147	005	86,419,076.27
Transfers from General Fund of Amount Equal to Certain Taxes, Oil Spill Liability Trust Fund	070	X	8185	001	552,450,545.15
Fines and Penalties, Oil Spill Liability Trust Fund, Homeland Security	070	X	8185	003	73,660,969.49
Proceeds of Sales of Unclaimed, Abandoned, and Seized Goods, USCS, Homeland Security	070	X	8789	001	1,417,309.82
Total, Budget Receipts					6,239,819,106.56
Proprietary Receipts from the Public					
General Fund Accounts:					
General Fund Proprietary Interest, Not Otherwise Classified	070		1435	000	54,455,231.14
Disaster Assistance, Downward Reestimates of Subsidies, Federal Emergency Management Agency, Homeland Security	070		2740	003	812,398.96
General Fund Proprietary Receipts, Not Otherwise Classified, All Other	070		3220	000	21,793,592.67
Special Fund Accounts:					
Unclaimed Checkpoint Money, Transportation Security Administration, Homeland Security	070	X	5390	001	653,687.64
Fees, APEC Business Travel Card Account, Customs and Border Protection, Homeland Security	070	X	5569	001	719,065.00
Fees, Customs and Border Protection Services at User Fee Facilities, U.S. Customs and Border Protection, Homeland Security	070		5694	000	18,163,748.61
Fees, National Flood Insurance Reserve Fund, Homeland Security	070	X	5701	001	960,542,568.00
Sale of Real Property, U.S. Coast Guard Housing Special Fund, Coast Guard, Homeland Security	070		5710	003	63,364,047.38
Trust Fund Accounts:					
Recoveries, Oil Spill Liability Trust Fund, Homeland Security	070	X	8185	004	65,828,847.18
Gifts and Donations, Departmental Management, Homeland Security	070	X	8244	001	20.00
Deposits, General Gift Fund, USCG, Homeland Security	070	X	8533	001	2,557,914.00
Budget Clearing Accounts:					
Proceeds of Sales, Personal Property	070	F	3845	005	-16,983,668.60
Proceeds of Sales, Personal Property	070	F	3845	007	272,324.10
Proceeds of Sales, Personal Property	070	F	3845	019	14,145.86
Budget Clearing Account (Suspense)	070	F	3875	001	9,111.35
Budget Clearing Account (Suspense)	070	F	3875	006	18,335,978.17
Budget Clearing Account (Suspense)	070	F	3875	011	-7,426,473.69
Budget Clearing Account (Suspense)	070	F	3875	019	36,681.54
Budget Clearing Account	070	F	3875	023	-2,698,063.01
Total, Proprietary Receipts from the Public					1,180,451,156.30
Intradepartmental Receipts Deducted by Agency					
General Fund Accounts:					
Collections of Receivables from Cancelled Accounts	070		3200	000	10,601,452.10
Special Fund Accounts:					
Earnings on Investments, National Flood Insurance Reserve Fund, Homeland Security	070	X	5701	002	37,903,967.81
Budget Clearing Accounts:					
Undistributed Intragovernmental Payments	070	F	3885	006	-12,751,766.39
Undistributed Intragovernmental Payments	070	F	3885	011	-8,569,208.26

Receipts By Department - Continued

Classification	Account Symbol				Amount
	AID	A	MAIN	SUB	
Undistributed Intergovernmental Payment	070	F	3885	012	203,642.95
Undistributed Intergovernmental Payments, Homeland Security	070	F	3885	021	-113,657.35
Undistributed Intragovernmental Payments	070	F	3885	023	27,487,800.12
Total, Intradudgetary Receipts Deducted by Agency					54,762,230.98
Undistributed Offsetting Receipts					
Trust Fund Accounts:					
Earnings on Investments, Aquatic Resources Trust Fund	070	X	8147	003	30,425,894.25
Earnings on Investments Oil Spill Liability Trust Fund, Homeland Security	070	X	8185	002	69,562,590.79
Earnings on Investments, Gifts and Bequests for Disaster Relief, Departmental Management, Homeland Security	070	X	8244	002	2,544.31
Earnings on Investments, General Gift Fund, USCG, Homeland Security	070	X	8533	002	12,199.59
Total, Undistributed Offsetting Receipts					100,003,228.94
Offsetting Governmental Receipts					
General Fund Accounts:					
Tonnage Duty Fees	020		0311	000	29,698,341.25
Passenger Security Fees Returned to the General Fund, Transportation Security Administration, Homeland Security	070		0900	000	1,440,000,000.00
Marine Safety User Fees U.S. Coast Guard	070		2421	000	17,292,776.96
Special Fund Accounts:					
Immigration User Fees, Homeland Security	070		5087	003	263,684,581.17
Immigration Examinations Fee Account, Homeland Security	070	X	5088	001	4,713,384,575.18
Land Border Inspection Fees, Homeland Security	070	X	5089	001	28,092,514.23
H-1B Nonimmigrant Petitioner Account, Homeland Security	070		5106	001	383,640,270.00
Breached Bond Penalties Greater Than \$8m, Breached Bond Detention Fund, Border and Transportation Security, Homeland Security	070	X	5126	001	26,210,629.95
Student and Exchange Visitor Fee, Border and Transportation Security, Homeland Security	070	X	5378	001	170,859,924.48
Fees, Aviation Security Capital Fund, Transportation Security Administration, Homeland Security	070	X	5385	001	250,000,000.00
H-1B and L Fraud Prevention and Detection Account	070		5389	001	120,776,158.79
Fines and Penalties, Immigration Enforcement Account, U.S. Customs and Border Protection, Homeland Security	070	X	5451	001	145,356.67
Detention and Removal Operations Fees, U.S. Immigration and Customs Enforcement, Homeland Security	070	X	5542	001	300,080.00
International Registered Traveler Program Fund, U.S. Customs and Border Protection, Homeland Security	070	X	5543	001	143,592,844.79
Customs Conveyance, Passenger, and Other Fees, USCS, Homeland Security	070	X	5695	020	310,515,828.62
Customs Merchandise Processing Fee, USCS, Homeland Security	070		5695	030	2,974,860,801.86
Temporary L-1 Visa Fees, 9-11 Response and Biometric Exit Account, USCBP, Homeland Security	070	X	5702	001	2,434,499.00
Temporary H-1B Visa Fees, 9-11 Response and Biometric Exit Account, USCBP, Homeland Security	070	X	5702	003	25,930,000.00
Total, Offsetting Governmental Receipts					10,901,419,182.95
Total, Department of Homeland Security					18,476,454,905.73
Department of Housing and Urban Development					
Proprietary Receipts from the Public					
General Fund Accounts:					
Green Retrofit Program for Multifamily Housing, Downward Reestimates of Subsidies, Housing and Urban Development	086		2678	001	5,671,791.29
Native Hawaiian Housing Loan Guarantee Fund, Negative Subsidies, Public and Indian Housing, Housing and Urban Development	086		2684	000	28,053.10
Emergency Homeowners Relief Fund, Downward Reestimates	086		2694	003	3,699,982.67
Home Ownership Preservation Equity Fund, Downward Reestimates of Subsidies	086		2695	003	958,209.00
FHA-General and Special Risk Insurance, Negative Subsidies	086		2719	001	950,998,235.76
FHA-General and Special Risk Insurance, Re-Estimates	086		2719	003	2,477,235,706.73
Indian Housing Loan Guarantee Receipt Account, Downward Reestimates of Subsidies	086		2743	003	16,924,644.59
Title VI Indian Loan Guaranteed Receipt Account, Downward Reestimates of Subsidies	086		2762	003	1,287,873.73
Community Development Loan Guarantees, Downward Reestimates of Subsidies	086		2773	003	1,530,066.51
Native Hawaiian Housing Loan Guarantees, Downward Reestimates of Subsidies	086		2799	003	3,065,115.78
General Fund Proprietary Receipts, Not Otherwise Classified, All Other	086		3220	000	4,711,744.69
Trust Fund Accounts:					
Affordable Housing Allocation, Housing Trust Fund, Housing and Urban Development	086	X	8560	001	710,818,437.27
Budget Clearing Accounts:					
Budget Clearing Account (Suspense), Cash Control and Reconciliation Division	086	F	3875	000	306,233.69
Budget Clearing Account (Suspense), Cash Control and Reconciliation Division	086	F	3875	001	-70,999.22
Total, Proprietary Receipts from the Public					4,177,166,095.59
Intradudgetary Receipts Deducted by Agency					
General Fund Accounts:					
Collections of Receivables from Cancelled Accounts, Housing and Urban Development	086		3200	000	2,392,102.32
Total, Intradudgetary Receipts Deducted by Agency					2,392,102.32
Offsetting Governmental Receipts					
Trust Fund Accounts:					
Mobile Home Inspection and Monitoring Fees, Manufactured Housing Fees Trust Fund, Housing and Urban Development	086		8119	001	16,693,200.00
Total, Offsetting Governmental Receipts					16,693,200.00
Total, Department of Housing and Urban Development					4,196,251,397.91
Department of the Interior					
Budget Receipts					
Special Fund Accounts:					
Land and Water Conservation Fund, Motorboat Fuels Tax, National Park Service	014		5005	003	1,000,000.00
Coal Mining Reclamation Fees, Office of Surface Mining Reclamation and Enforcement	014	X	5015	006	112,163,474.33
Federal Aid to Wildlife Restoration Fund 1975	014	X	5029	003	1,161,561,912.88
Deposits, Civil Penalties, Office of Surface Mining Reclamation and Enforcement	014	X	5063	001	44,241.93
Migratory Birds Hunting Stamps	014	X	5137	001	22,336,370.96
Import Duties on Arms and Ammunition	014	X	5137	002	81,842,709.73
Migratory Birds Hunting Stamps (Conservation Easements), U.S. Fish and Wildlife Service, Interior	014	X	5137	004	14,712,558.02
National Indian Gaming Commission, Gaming Activity Fees, Interior	014	X	5141	003	20,079,169.71
Fines, Penalties, and Forfeitures, Migratory Bird, North American Wetlands Conservation Fund, United States Fish and Wildlife	014		5241	000	141,309.72

Receipts By Department - Continued

Classification	Account Symbol				Amount
	AID	A	MAIN	SUB	
Total, Budget Receipts					1,413,881,747.28
Proprietary Receipts from the Public					
General Fund Accounts:					
General Fund Proprietary Interest, Not Otherwise Classified	014		1435	000	25,012,756.99
Rent and Bonuses from Land Leases for Resource Exploration and Extraction, Agriculture and Interior	014		1811	000	15,764,244.35
Hardrock Mining Claim Maintenance Fee, Interior	014		2032	000	59,038,380.00
Royalties on Natural Resources, Not Otherwise Classified, Interior	014		2239	000	455,832,272.13
Sale of Timber, Wildlife and Other Natural Land Products, Not Otherwise Classified, Interior	014		2259	000	21,841,287.08
Sale of Publications and Reproductions, Not Otherwise Classified	014		2259	000	46,481.00
Fees and Other Charges for Program Administrative Services, Interior	014		2484	001	32,027.15
Receipts from Grazing Fees, Federal Share, Interior	014		2729	000	4,271,643.88
Indian Loan Guarantee, Downward Reestimates, Bureau of Indian Affairs	014		2742	003	24,558,915.74
Bureau of Reclamation Direct Loan Financing Account, Downward Re-Estimates of Subsidies, Bureau of Reclamation	014		2742	003	75,999.00
Indian Direct Loan, Downward Reestimates of Subsidies, Bureau of Indian Affairs	014		2747	003	312,991.00
Assistance to American Samoa, Direct Loan, Downward Reestimates of Subsidies, Office of Insular Affairs	014		2774	003	186,053.34
General Fund Proprietary Receipts, Not Otherwise Classified, All Other	014		3220	000	103,137,513.68
Special Fund Accounts:					
Miscellaneous Interest, Reclamation Fund, Interior	014		5000	021	16,514,217.86
Royalties on Natural Resources, Reclamation Fund, Interior	014		5000	024	1,368,843,755.75
Sale of Timber and Other Products, Reclamation Fund, Interior	014		5000	025	642,630.35
Other, Reclamation Fund, Interior	014		5000	028	179,019,933.37
Sale of Public Domain, Reclamation Fund, Interior	014		5000	029	17,411,050.95
Receipts from Mineral Leasing, Public and Acquired Military Lands (Act February 25, 1920 and December 17, 1981, as	014		5003	002	1,886,337,062.86
Interest on Late Payment of Coal Mining Reclamation Fees, Office of Surface Mining Reclamation and Enforcement	014	X	5015	007	65,466.49
Other, Office of Surface Mining Reclamation and Enforcement	014	X	5015	008	150,172.06
Receipts from Grazing, Etc., Public Lands Outside Grazing Districts, Bureau of Land Management	014	X	5016	000	880,205.43
Service Charges, Deposits and Forfeitures, Bureau of Land Management	014	X	5017	001	32,129,597.85
Deposits for Road Maintenance and Reconstruction, Bureau of Land Management	014	X	5018	001	4,199,919.86
Receipts from Grazing, Etc., Public Lands within Grazing Districts, Bureau of Land Management	014	X	5032	000	746,188.86
Receipts from Grazing, Etc., Public Lands within Grazing Districts, Miscellaneous, Bureau of Land Management	014	X	5044	000	14,844.65
Receipts from Oil and Gas Leases, National Petroleum Reserve in Alaska, Office of Natural Resources Revenue, Interior	014	X	5045	001	8,449,459.01
Rents and Charges for Quarters, Bureau of Land Management	014	X	5048	001	822,077.54
Rents and Charges for Quarters, National Park Service	014	X	5050	001	22,530,950.02
Rents and Charges for Quarters, United States Fish and Wildlife Service	014	X	5050	001	3,505,424.33
Rents and Charges for Quarters, Bureau of Indian Affairs	014	X	5051	001	6,077,668.85
Rents and Charges for Quarters, Bureau of Reclamation, Interior	014	X	5053	001	320,407.55
Rents and Charges for Quarters, Geological Survey	014	X	5055	001	71,026.32
Receipts from Operations of North Platte Project (Gering and Fort Laramie, Goshen, and Pathfinder Irrigation Districts),	014	X	5058	001	2,227.11
Delaware Water Gap Route 209 Commercial Operation Fees, National Park Service	014	X	5078	001	16,450.00
National Wildlife Refuge Fund, United States Fish and Wildlife Service	014	X	5091	001	6,726,605.34
Proceeds from Sales, Water Resource Development Projects, United States Fish and Wildlife Service	014	X	5092	001	279,942.54
Recreation Enhancement Fee Program, Bureau of Reclamation	014	X	5109	001	1,342,697.18
Recreational Fee Demonstration Program, National Park Service	014	X	5110	001	313,303,330.00
Receipts from Clark County, Nevada Land Sales, 15% Fund, Bureau of Land Management	014	X	5129	001	181,500.00
Revenues, Indian Arts and Crafts Board	014	X	5132	001	4,045.42
Grazing Fees for Range Improvements, Taylor Grazing Act, as Amended	014	X	5132	000	7,095,140.55
Sale of Public Land and Materials, 5% Fund to States	014	X	5133	000	1,648,220.15
Moneys Due Oklahoma from Royalties, Oil and Gas, South Half of Red River, Office of Natural Resources Revenue, Interior	014	X	5134	001	7,507.86
State Cost Sharing, Lahontan Valley and Pyramid Lake Fish and Wildlife Fund	014	X	5157	004	940,150.67
Rental Payments, Park Buildings Lease and Maintenance Fund, National Park Service	014	X	5163	001	9,710,649.48
Transportation Systems Fund, National Park Service	014	X	5164	001	24,395.50
Forest Ecosystems Health and Recovery-Disposal of Salvage Timber, Bureau of Land Management	014	X	5165	001	8,995,886.07
Concessioner Improvement Accounts Deposit, National Park Service	014	X	5169	001	12,416,381.40
Revenue, Central Valley Project Restoration Fund, Bureau of Reclamation	014	X	5173	003	38,703,051.44
Natural Resource Damage Assessment and Restoration Fund, U.S. Fish and Wildlife Service, Interior	014	X	5178	001	567,772,597.86
Land Sales, South Nevada Public Land Management	014	X	5232	001	93,129,110.98
Deposits, Operation and Maintenance, Indian Irrigation Systems	014	X	5240	001	39,341,859.59
Alaska Resupply Program, Bureau of Indian Affairs	014	X	5242	001	266,889.53
National Forest Fund, Payments to States, Office of Natural Resources Revenue, Interior	014	X	5243	001	5,146,470.48
Filming and Special Use Fee Program, National Park Service	014	X	5247	001	408,963.93
Receipts from Leases of Lands Acquired for Flood Control Navigation and Allied Purposes, Office of Natural Resources Revenue,	014	X	5248	001	42,951,270.04
Timber Sales Pipeline Restoration Fund, Bureau of Land Management	014	X	5249	001	2,101,122.78
Recreation Fee Enhancement Program, U.S. Fish and Wildlife Service	014	X	5252	001	7,219,614.30
Federal Land Disposal Account, Bureau of Land Management	014	X	5260	001	497,686.72
Interest on Investment in GSES, Tribal Special Fund, Bureau of Trust Funds Administration, Interior	014	X	5265	003	10,266,485.26
Return of Principal from Private Sector Investments, Tribal Special Fund, Bureau of Trust Funds Administration, Interior	014	X	5265	004	76,970,497.54
Miscellaneous Sales of Assets, Tribal Special Fund, Bureau of Trust Funds Administration, Interior	014	X	5265	005	40,728.59
Recreational Fee Demonstration Program, Bureau of Land Management	014	X	5431	001	27,435,082.29
Park Concessions Franchise Fees, National Park Service	014	X	5469	001	81,652,398.99
Sale of Land, Lincoln County Land Act, Bureau of Land Management	014	X	5485	001	13,500.00
Stewards Reserved, Title II Projects on Federal Lands, Bureau of Land Management	014	X	5506	001	2,273,413.28
Stewardship Contracting Product Sales, Funds Retained, Bureau of Land Management	014	X	5537	001	900.00
San Joaquin River Restoration Fund Receipts, Bureau of Reclamation, Interior	014	X	5537	001	2,721,967.18
Rent from Mineral Leases, Permit Processing Fund, Bureau of Land Management	014	X	5573	001	-25,324,423.67
Oil and Gas Permit Processing Fee - 85%, Bureau of Land Management, Interior	014	X	5573	003	86,266,360.00
Oil and Gas Permit Processing Fee - 15%, Bureau of Land Management, Interior	014	X	5573	004	-416,080.00
Geothermal Lease Revenues, County Share, Office of Natural Resources Revenue, Interior	014	X	5574	001	4,585,383.03
Leases from Naval Petroleum Reserve Numbered 2 Lands	014	X	5576	001	5,066.00
Reclamation Water Settlements Fund, Bureau of Reclamation, Interior	014	X	5593	001	120,000,000.00
Earnings on Investments, Bureau of Reclamation, Interior	014	X	5593	002	988,771.99
Rents and Charges for Quarters, Bureau of Indian Education, Interior	014	X	5621	001	30,202.08
Power Revenues, Indian Irrigation Projects	014	X	5648	001	74,128,597.36
Revenues, Colorado River Dam Fund, Boulder Canyon Project, Bureau of Reclamation	014	X	5656	001	83,175,809.13
Fees from Visitors to Grand Teton and Yellowstone National Parks, 25% Fund	014	X	5666	001	16,407.03
Water Storage Enhancement Receipts, Bureau of Reclamation, Interior	014	X	5704	001	74,693,462.75
Fees, National Park Medical Services Fund, National Park Service, Interior	014	X	5762	001	807,124.74
Sale of Public Land and Materials	014	X	5881	000	20,344,102.33
Oregon and California Land-Grant Fund (See 2229 for General Account: 5136 and 5885 for Special Accounts)	014	X	5882	000	5,264,375.05
Funds Reserved, Oregon and California Grant Lands, Bureau of Land Management	014	X	5884	001	24,387,328.72
Receipts from National Grasslands, Bureau of Land Management	014	X	5896	011	757,604.32
Coos Bay Wagon Road Grant Fund (By Years) (See 2229 for General Account; and 5898 for Special Account)	014	X	5897	000	-2,433,310.50
Funds Reserved, Coos Bay Wagon Road Grant Lands, Bureau of Land Management	014	X	5898	001	204,126.85
Trust Fund Accounts:					
Interest on Investment in GSES, Tribal Trust Fund, Bureau of Trust Funds Administration, Interior	014	X	8030	003	3,267,273.17
Return of Principal from Private Sector Investments, Tribal Trust Fund, Bureau of Trust Funds Administration, Interior	014	X	8030	004	13,016,158.12
Miscellaneous Sales of Assets, Tribal Trust Fund, Bureau of Trust Funds Administration, Interior	014	X	8030	005	135,384,061.21
Donations to National Park Service	014	X	8037	001	60,848,069.17
Contributions and Deposits, Bureau of Land Management	014	X	8069	001	30,664,485.89
Deposits, Contributed Funds, United States Fish and Wildlife Service	014	X	8216	001	3,036,107.94

Receipts By Department - Continued

Classification	Account Symbol				Amount
	AID	A	MAIN	SUB	
Gifts and Donations, Bureau of Indian Affairs	014	X	8361	001	933,700.00
Contributed Funds, Geological Survey, Interior	014	X	8562	001	667,606.42
Budget Clearing Accounts:					
Proceeds of Sales, Personal Property, Geological Survey	014	F	3845	008	641,888.67
Proceeds of Sales, Personal Property, United States Fish and Wildlife Service	014	F	3845	016	2,817,270.43
Proceeds of Sales, Personal Property, Office of Surface Mining Reclamation and Enforcement	014	F	3845	018	-37,059.00
Total, Proprietary Receipts from the Public					6,339,138,776.46
Intrabudgetary Receipts Deducted by Agency					
General Fund Accounts:					
Collections of Receivables from Cancelled Accounts, Interior	014		3200	000	33,543.43
Special Fund Accounts:					
Earnings on Investments, Office of Surface Mining Reclamation and Enforcement	014	X	5015	009	24,315,602.96
Earnings on Investments, Federal Aid to 1975 Wildlife Restoration Fund	014	X	5029	002	27,266,694.89
Payment from the General Fund, Cooperative Endangered Species Conservation Fund	014		5143	000	74,803,110.00
Interest on Principal, Utah Reclamation Mitigation and Conservation Account	014	X	5174	002	-9,093,907.67
Earnings on Investments, Natural Resource Damage Assessment and Restoration Fund, U.S. Fish and Wildlife Service, Interior	014	X	5198	002	5,590,931.37
Earnings on Investment, Southern Nevada Public Land Management	014	X	5232	002	2,922,797.80
Earnings on Investments, Operation and Maintenance, Indian Irrigation Systems	014	X	5240	002	23,914.21
Earnings on Investment, Tribal Special Fund, Bureau of Trust Funds Administration, Interior	014	X	5265	002	43,910.50
Interest Earned, Environmental Improvement and Restoration Fund, Office of Natural Resources Revenue, Interior	014	X	5425	002	24,664,521.87
Earnings on Investments, Lincoln County Land Act, Bureau of Land Management	014	X	5469	002	18,132.81
Earnings on Investments, Low-Hazard Indian Dam Safety Deferred Maintenance Fund	014		5638	002	37,465.75
Earnings on Investments, Indian Irrigation Fund, Bureau of Indian Affairs and Indian Education	014		5639	002	112,583.97
Earnings on Investments, Power Revenues, Indian Irrigation Projects	014	X	5648	002	12,842.04
Interest Earned on Investments, Blackfeet Water Settlement Implementation Fund, Bureau of Reclamation	014	X	5668	002	26,965.32
Earnings on Investments, National Parks and Public Land Legacy Restoration Fund, Department-Wide Pro	014	X	5715	002	321,483.48
Budget Clearing Accounts:					
Undistributed Intragovernmental Payments, Bureau of Land Management	014	F	3885	011	-42,238,568.78
Total, Intrabudgetary Receipts Deducted by Agency					108,862,023.95
Undistributed Offsetting Receipts					
General Fund Accounts:					
Interest Received from Outer Continental Shelf Escrow Amounts, Interior	014		1493	000	2,476.05
Royalties on Outer Continental Shelf Lands, Interior	014		2020	000	2,195,929,409.68
Arctic National Wildlife Refuge (ANWR) Oil and Gas Leasing Revenues, Federal Share, Interior	014		2025	000	8,245,269.00
Special Fund Accounts:					
Land and Water Conservation Fund, Surplus Property Sales, National Park Service	014		5005	002	600,545.00
Land and Water Conservation Fund, Royalty Receipts, Outer Continental Shelf Lands, National Park Service	014		5005	008	886,811,771.47
Outer Continental Shelf Rents and Bonuses, LWCF Share from Certain Leases, National Park Service	014		5005	009	89,181,069.97
Historic Preservation Fund, Receipts, Outer Continental Shelf Lands	014		5140	000	150,000,000.00
Arctic National Wildlife Refuge, Rent, Royalties, and Bonuses, (Alaska Share), Office of Natural Resources Revenue, Interior	014	X	5488	001	8,245,269.00
Outer Continental Shelf Rents and Bonuses, State Share from Certain Gulf of Mexico Leases, Office of Natural Resources	014	X	5535	001	54,338,094.12
Outer Continental Shelf Royalties, Office of Natural Resources Revenue, Interior	014	X	5535	002	213,607,541.77
Land and Water Conservation Fund, Surplus Property Sales, National Park Service	096		5005	002	87,550.00
Trust Fund Accounts:					
Earnings on Investment, Tribal Trust Fund, Bureau of Trust Funds Administration, Interior	014	X	8030	002	53,346.14
Earnings on Investments, Donations to National Park Service, National Park Service, Interior	014	X	8037	002	43,380.92
Earnings on Investments, Preservation, Birthplace of Abraham Lincoln	014	X	8052	002	3,442.50
Budget Clearing Accounts:					
Budget Clearing Account (Suspense), Mineral Leasing Rights	014	F	3875	017	623,796,256.08
Total, Undistributed Offsetting Receipts					4,230,945,421.70
Offsetting Governmental Receipts					
Special Fund Accounts:					
Earnings on Investment, High-Hazard Indian Dam Safety Deferred Maintenance Fund	014		5637	002	85,225.88
Total, Offsetting Governmental Receipts					85,225.88
Total, Department of the Interior					12,092,913,195.27
Department of Justice					
Budget Receipts					
General Fund Accounts:					
Registration Fees, Drug Enforcement Administration	015		0854	000	15,000,000.00
Chapter Eleven Filing Fees, Bankruptcy, Justice	015		0870	000	5,400,000.00
Fines, Penalties, and Forfeitures, Narcotic, Prohibition and Alcohol Laws, DEA, Justice	015		1050	011	10,213,238.04
Special Fund Accounts:					
Fines, Penalties, and Forfeitures, Crime Victims Fund, Justice	015	X	5041	001	774,141,746.13
Child Pornography Victims Reserve Assessments, Crime Victims Fund, Justice	015	X	5041	004	188,156.65
Forfeited Cash and Proceeds from the Sale of Forfeited Property, Justice	015	X	5042	001	1,382,698,302.33
Fines, Penalties, and Forfeitures, Domestic Trafficking Victims' Fund, Office of Justice Programs, Justice	015	X	5606	001	1,307,562.03
Fines, Penalties, and Forfeitures, United States Victims of State Sponsored Terrorism Fund, General Legal Activities, Justice	015	X	5608	001	43,039,646.45
Total, Budget Receipts					2,231,988,651.63
Proprietary Receipts from the Public					
General Fund Accounts:					
General Fund Proprietary Interest, Not Otherwise Classified	015		1435	000	12,627.99
General Fund Proprietary Interest, Not Otherwise Classified, FBI, Justice	015		1435	002	9,992.60
General Fund Proprietary Interest, Not Otherwise Classified, OJP, Justice	015		1435	004	16,675.65
General Fund Proprietary Interest, Not Otherwise Classified, ATF, Justice	015		1435	007	28.90
General Fund Proprietary Interest, Not Otherwise Classified, BOP, Justice	015		1435	010	6,032.49
General Fund Proprietary Receipts, Not Otherwise Classified, All Other	015		3220	000	10,005,122.05
General Fund Proprietary Receipts, Not Otherwise Classified, All Other, General Legal Activities, Justice	015		3220	001	-2,388.03
General Fund Proprietary Receipts, Not Otherwise Classified, All Other, FBI, Justice	015		3220	002	12,675,061.65

Receipts By Department - Continued

Classification	Account Symbol				Amount
	AID	A	MAIN	SUB	
General Fund Proprietary Receipts, Not Otherwise Classified, All Other, General Administration, Justice	015		3220	003	556,672,043.05
General Fund Proprietary Receipts, Not Otherwise Classified, All Other, ATF, Justice	015		3220	007	280,521.04
General Fund Proprietary Receipts, Not Otherwise Classified, All Other, BOP, Justice	015		3220	010	4,221,280.38
General Fund Proprietary Receipts, Not Otherwise Classified, All Other, DEA, Justice	015		3220	011	482,945.68
General Fund Proprietary Receipts, Not Otherwise Classified, All Other, USMS, Justice	015		3220	018	350,700.56
Trust Fund Accounts:					
Gifts and Bequests, Justice Gift Fund	015	X	8305	001	5,000.00
Gifts, Crime Victims Fund	015	X	8306	001	100.00
Budget Clearing Accounts:					
Collections and/or Payments Default, Justice	015	F	3500	000	5,072.76
Proceeds of Sales, Personal Property, Federal Bureau of Investigation	015	F	3845	002	27,760.46
Proceeds of Sales, Personal Property, Drug Enforcement Administration	015	F	3845	011	55,355.16
Budget Clearing Account (Suspense), General Legal Activities	015	F	3875	001	5,424,917.09
Budget Clearing Account (Suspense), Federal Prison System	015	F	3875	010	-1,593,946.90
Unavailable Check Cancellations and Overpayments (Suspense), General Legal Activities	015	F	3880	001	-845.00
Total, Proprietary Receipts from the Public					588,654,057.58
Intrabudgetary Receipts Deducted by Agency					
General Fund Accounts:					
Collections of Receivables from Cancelled Accounts	015		3200	000	79,232.43
Collections of Receivables from Canceled Accounts, FBI, Justice	015		3200	002	68,066.57
Collections of Receivables from Canceled Accounts, OJP, Justice	015		3200	004	2,998.19
Collections of Receivables from Canceled Accounts, BOP, Justice	015		3200	010	21,056.30
Collections of Receivables from Canceled Accounts, DEA, Justice	015		3200	011	177,676.81
Special Fund Accounts:					
Earnings on Investments, Assets Forfeiture Fund, Justice	015	X	5042	002	40,444,700.08
Earnings on Investments, United States Trustee System Fund, Justice	015	X	5073	002	187,491.03
Earnings on investments, United States Victims of State Sponsored Terrorism Fund, General Legal Activities, Justice	015	X	5608	002	65,388.82
Trust Fund Accounts:					
Payment from the General Fund, Radiation Exposure Compensation Trust Fund, Justice	015	X	8116	001	70,000,000.00
Budget Clearing Accounts:					
IPAC Default, General Administration, Justice	015	F	3502	000	-674.52
Undistributed Intragovernmental Payments, Legal Activities	015	F	3885	001	-233,427,559.00
Undistributed Intragovernmental Payments, Federal Bureau of Investigation	015	F	3885	002	-804,887.77
Total, Intrabudgetary Receipts Deducted by Agency					-123,186,511.06
Offsetting Governmental Receipts					
Special Fund Accounts:					
Fees for Bankruptcy Oversight, United States Trustee System Fund, Justice	015	X	5073	001	368,960,152.01
Diversion Control Fee Account	015	X	5131	001	549,083,781.31
Total, Offsetting Governmental Receipts					918,043,933.32
Total, Department of Justice					3,615,500,131.47
Department of Labor					
Budget Receipts					
General Fund Accounts:					
Federal Unemployment Tax Act Taxes	020		0121	000	-8,519.82
Special Fund Accounts:					
Fees, HIRE Vets Medallion Award Fund, Departmental Management, Labor	016		5623	001	145,970.00
Trust Fund Accounts:					
Transfers from General Fund of Amounts Equal to FUTA Taxes, Unemployment Trust Fund	016	X	8042	001	6,141,147,414.64
State Accounts, Deposits by States, Unemployment Trust Fund	016	X	8042	003	50,349,726,585.39
Deposits by Railroad Retirement Board, Unemployment Trust Fund	016	X	8042	005	110,943,469.26
Receipts, Relief and Rehabilitation, Longshoremen's and Harbor Workers' Compensation Act, as Amended, Labor	016	X	8130	001	84,148,776.53
Receipts, Relief and Rehabilitation, Workmen's Compensation Act, within the District of Columbia, Labor	016	X	8134	001	4,919,272.00
Transfer from General Fund, Black Lung Benefits Revenue Act Taxes, Black Lung Disability Trust Fund	016	X	8144	001	285,997,910.00
Total, Budget Receipts					56,977,020,878.00
Proprietary Receipts from the Public					
General Fund Accounts:					
General Fund Proprietary Interest, Not Otherwise Classified	016		1435	000	868,585.29
General Fund Proprietary Receipts, Not Otherwise Classified, All Other	016		3220	000	9,457,900.96
Trust Fund Accounts:					
Interest on Unemployment Insurance Loans to States, Federal Unemployment Trust Fund	016	X	8042	004	57,479,862.69
Interest Income, Cash Management Improvement Act, Unemployment Trust Fund	016	X	8042	014	2,013,471.00
Miscellaneous Interest, Black Lung Disability Trust Fund	016	X	8144	004	2,242,163.30
Total, Proprietary Receipts from the Public					72,061,983.24
Intrabudgetary Receipts Deducted by Agency					
General Fund Accounts:					
Collections of Receivables from Cancelled Accounts, Labor	016		3200	000	1,828,333.30
Special Fund Accounts:					
Interest on Investments, Panama Canal Commission Compensation Fund, Labor	016	X	5155	002	48,654.29
Trust Fund Accounts:					
Federal Employees Compensation Account Deposits by Federal Agencies, Unemployment Trust Fund	016	X	8042	010	563,160,859.05
Payments from the General Fund for Extending Unemployment Compensation	016	X	8042	013	177,203,215,509.85
Total, Intrabudgetary Receipts Deducted by Agency					177,768,253,356.49

Receipts By Department - Continued

Classification	Account Symbol				Amount
	AID	A	MAIN	SUB	
Undistributed Offsetting Receipts					
Trust Fund Accounts:					
Earnings on Investments, Unemployment Trust Fund	016	X	8042	002	1,280,617,420.67
Earnings on Investments, Relief and Rehabilitation, Longshoreman's and Harbor Workers' Compensation Act, as Amended, Labor	016	X	8130	002	22,951.81
Earnings on Investments, Relief and Rehabilitation, Workmen's Compensation Act, within the District of Columbia, Labor	016	X	8134	002	1,551.99
Total, Undistributed Offsetting Receipts					1,280,641,924.47
Total, Department of Labor					236,097,978,142.20
Department of State					
Budget Receipts					
General Fund Accounts:					
Immigration, Passport, and Consular Fees	015		0830	000	11.31
Excise Taxes, State	019		0152	000	885.34
Immigration, Passport, and Consular Fees	019		0830	000	497,277,368.76
Trust Fund Accounts:					
Deductions from Employees' Salaries, Foreign Service Retirement and Disability Fund, State	019	X	8186	001	39,106,459.77
Voluntary Contributions, Donations, Service Credit Payments, Etc., Foreign Service Retirement and Disability Fund, Suspense	019	X	8186	003	1,149,511.40
Total, Budget Receipts					537,534,236.58
Proprietary Receipts from the Public					
General Fund Accounts:					
General Fund Proprietary Interest, Not Otherwise Classified	019		1435	000	2,781,917.64
Repatriation Loans, Downward Reestimates of Subsidies, State	019		2776	003	1,162,615.00
General Fund Proprietary Receipts, Not Otherwise Classified, All Other	019		3220	000	7,397,494.51
Special Fund Accounts:					
Sale and Rent of Real Property, International Center, Washington, D.C., State	019	X	5151	001	275,685.40
Consular and Border Security Programs, Passport Security Surcharge, State	019	X	5713	003	819,322,656.02
Consular and Border Security Programs, Western Hemisphere Travel Initiative Surcharge, State	019	X	5713	004	347,785,126.58
Consular and Border Security Programs, Machine Readable Visa Fee, State	019	X	5713	005	826,294,397.83
Consular and Border Security Programs, Immigrant Visa Security Surcharge, State	019	X	5713	006	60,154,332.02
Consular and Border Security Programs, Affidavit of Support Fee, State	019	X	5713	007	40,270,151.00
Consular and Border Security Programs, Diversity Visa Lottery Fee, State	019	X	5713	008	7,130,724.65
Trust Fund Accounts:					
Department of State Unconditional Gift Fund	019	X	8821	001	10,846,095.81
Conditional Gift Fund, General, State	019	X	8822	001	3,450,723.95
Budget Clearing Accounts:					
Proceeds of Sales, Personal Property (Suspense), State	019	F	3845	000	-1,691,225.12
Budget Clearing Account (Suspense), State	019	F	3875	000	-1,101,956.35
Budget Clearing Account (Suspense), for CAPPs Only, Office of Finance	019	F	3875	003	475,878.96
Unavailable Check Cancellations and Overpayments (Suspense), for CAPPs Only, Office of Finance, State	019	F	3880	003	-1,364.34
Unavailable Check Cancellations and Overpayments (Suspense), Bangkok, Thailand	019	F	3880	068	-29,511.65
Unavailable Check Cancellations and Overpayments (Suspense), Charleston, SC	019	F	3880	069	165,973.96
Total, Proprietary Receipts from the Public					2,124,689,715.87
Intrabudgetary Receipts Deducted by Agency					
General Fund Accounts:					
Charges for Services to Trust Funds	019		2414	000	6,390.00
Collections of Receivables from Cancelled Accounts, State	019		3200	000	5,020,133.42
Special Fund Accounts:					
Earnings on Investments, International Center, Washington, D. C., State	019	X	5151	002	15,266.08
Federal Payments, International Litigation Fund, State	019	X	5177	002	3,612,274.00
Employing Agency Contributions, Foreign Service National Defined Contributions Retirement Fund, State	019	X	5497	001	18,766,931.85
Interest on Investments, Foreign Service National Defined Contributions Retirement Fund, State	019	X	5497	002	498,464.71
Employee Contributions, Foreign Service National Defined Contributions Retirement Fund, State	019	X	5497	005	5,143,328.30
Trust Fund Accounts:					
Receipts from Civil Service Retirement and Disability Fund, Suspense	019	X	8186	005	1,599,162.79
Federal Contribution, Foreign Service Retirement and Disability Fund	019	X	8186	008	480,600,000.00
Foreign Service National Separation Liability Trust Fund, State	019	X	8340	001	32,811,574.00
Budget Clearing Accounts:					
Undistributed Intragovernmental Payments, for CAPPs Only, Office of Finance, State	019	F	3885	003	169,139,147.52
Total, Intrabudgetary Receipts Deducted by Agency					717,212,672.67
Undistributed Offsetting Receipts					
Trust Fund Accounts:					
Earnings on Investments, Foreign Service Retirement and Disability Fund	019	X	8186	002	480,097,628.14
Employing Agency Contributions, Foreign Service Retirement and Disability Fund, Suspense	019	X	8186	004	383,866,616.09
Interest and Earnings on Investments, Israeli Arab Scholarship Program	019	X	8271	002	117,016.26
Earnings on Investments, Center for Middle Eastern-Western Dialogue Trust Fund, State	019	X	8813	002	239,769.62
Earnings on Investments, Unconditional Gift Fund, General, Department of State	019	X	8821	002	35,862.74
Earnings on Investments, Conditional Gift Fund, General, State	019	X	8822	002	191,859.36
Earnings on Investments, Eisenhower Exchange Fellowship Program Trust Fund	570	X	8276	002	121,858.10
Total, Undistributed Offsetting Receipts					864,670,610.31
Total, Department of State					4,244,107,235.43
Department of Transportation					
Budget Receipts					
Special Fund Accounts:					
Aviation User Fees, Overflight Fees, Federal Aviation Administration, Transportation	069	X	5422	001	36,050,471.94
Aviation Fees, Overflight Fees, Federal Aviation Administration, Transportation	069		5422	004	-.34

Receipts By Department - Continued

Classification	Account Symbol				Amount
	AID	A	MAIN	SUB	
Trust Fund Accounts:					
Deposits, Highway Account, (Highway Trust Fund)	069	X	8102	001	38,037,483,696.35
Deposits, Mass Transit Account (Highway Trust Fund)	069	X	8102	011	5,425,314,903.61
Deposits, Airport and Airway Trust Fund	069	X	8103	001	8,183,642,217.40
Total, Budget Receipts					51,682,491,288.96
Proprietary Receipts from the Public					
General Fund Accounts:					
General Fund Proprietary Interest, Not Otherwise Classified	069		1435	000	1,683,505.00
Maritime (Title XI Loan Program, Downward Reestimates of Subsidies, Maritime Administration, Transportation	069		2728	003	21,153,637.90
Railroad Rehabilitation and Improvement Financing, Negative Subsidies, Office of the Secretary, Transportation	069		2760	001	802.50
Downward Reestimates, Railroad Rehabilitation and Improvement Program, Office of the Secretary, Transportation	069		2760	003	11,964,580.86
Transportation Infrastructure Finance and Innovation Program, Negative Subsidies, Office of the Secretary, Transportation	069		2768	001	2,999,505.84
Transportation Infrastructure Finance and Innovation Program, Downward Reestimates Subsidies, Office of the Secretary,	069		2768	003	389,652,982.80
General Fund Proprietary Receipts, Not Otherwise Classified, All Other	069		3220	000	27,842,490.31
Special Fund Accounts:					
Fees for Training and Planning, Emergency Preparedness Grant, Pipeline and Hazardous Materials Safety Administration,	069	X	5282	001	27,303,400.00
Property Disposal or Lease Proceeds, Aviation User Fees, Federal Aviation Administration, Transportation	069	X	5422	003	8,690,052.97
Settlements and Miscellaneous Receipts, Aviation User Fees, Transportation	069	X	5422	005	-83,725.70
Trust Fund Accounts:					
Advances from State Cooperating Agencies and Foreign Governments, Federal Highway Administration	069	X	8054	001	1,580,761.89
Interest Income, Cash Management Improvement Act, Highway Account (Highway Trust Fund)	069	X	8102	014	1,340,438.00
Interest Income, Cash Management Improvement Act, Mass Transit Account (Highway Trust Fund)	069	X	8102	015	37.00
Interest Income, Cash Management Improvement Act, Airport and Airway Trust Fund	069	X	8103	014	910.00
Contributions for Highway Research Program	069	X	8264	001	1,112,760.00
Gifts and Bequests, Maritime Administration	069	X	8503	001	1,272,367.57
Budget Clearing Accounts:					
Unavailable Check Cancellations and Overpayments (Suspense), Federal Aviation Administration	069	F	3880	013	504,386.56
Total, Proprietary Receipts from the Public					497,021,893.50
Intrabudgetary Receipts Deducted by Agency					
General Fund Accounts:					
Collections of Receivables from Cancelled Accounts	069		3200	000	4,221,902.72
Trust Fund Accounts:					
Payment from the General Fund, Highway Trust Fund (Mass Transit), Federal Highway Administration, Transportation	069	X	8102	013	3,200,000,000.00
Payment from the General Fund, Highway Trust Fund, Treasury	069	X	8102	034	10,400,000,000.00
General Fund Payment, Airport and Airway Trust Fund, Transportation	069	X	8103	006	14,000,000,000.00
General Fund Payment, Grants-in-Aid for Airports, Transportation	069		8106	001	2,400,000,000.00
Payment From The General Fund, National Surface Transportation and Innovative Finance Bureau Highway Trust Fund Account,	069	X	8634	001	379,610,369.31
Budget Clearing Accounts:					
Undistributed Intergovernmental Payments, Federal Aviation Administration	069	F	3885	013	80,164.40
Total, Intrabudgetary Receipts Deducted by Agency					30,383,912,436.43
Undistributed Offsetting Receipts					
Trust Fund Accounts:					
Earnings on Investments, Highway Trust Fund	069	X	8102	002	9,739,057.28
Earnings on Investments, Airport and Airway Trust Fund	069	X	8103	002	267,828,618.96
Total, Undistributed Offsetting Receipts					277,567,676.24
Offsetting Governmental Receipts					
General Fund Accounts:					
Registration, Filing, and Permit Fees, Pipeline and Hazardous Materials Administration, Transportation	069		0855	000	531,400.00
Special Fund Accounts:					
Pipeline Safety User Fees, Research and Special Programs Administration	069		5172	000	136,567,420.24
Underground Natural Gas Storage Facility Safety	069		5172	004	8,061,662.40
Total, Offsetting Governmental Receipts					145,160,482.64
Total, Department of Transportation					82,986,153,777.77
Department of the Treasury					
Budget Receipts					
General Fund Accounts:					
Fines, Penalties, and Forfeitures, Not Otherwise Classified	000		1099	000	4,000.00
Forfeitures of Unclaimed Money and Property	003		1060	000	36.04
Registration and Filing Fees	010		0850	000	1,231,101.24
Filing Fees, The Judiciary	010		0864	000	39,270,219.53
Filing Fees, Bankruptcy, The Judiciary	010		0865	000	202,505.97
Fees for Legal and Judicial Services, Not Otherwise Classified	010		0869	000	33,616,643.46
Forfeitures of Unclaimed Money and Property	010		1060	000	1,631,249.64
Fines, Penalties, and Forfeitures, Not Otherwise Classified	010		1099	000	796,153.24
Forfeitures of Unclaimed Money and Property	011		1060	000	244.34
Miscellaneous Fees for Regulatory and Judicial Services, Not Otherwise Classified	012		0891	000	1,745,281.76
Fines, Penalties, and Forfeitures, Agricultural Laws	012		1010	000	2,697,535.75
Forfeitures of Unclaimed Money and Property	012		1060	000	262,538.64
Fines, Penalties, and Forfeitures, Not Otherwise Classified	012		1099	000	42,436,068.09
Miscellaneous Fees for Regulatory and Judicial Services, Not Otherwise Classified	013		0891	000	1,509,228.92
Fines, Penalties, and Forfeitures, Customs, Commerce and Antitrust Laws	013		1040	000	3,645,359.37
Fines, Penalties, and Forfeitures, Not Otherwise Classified	013		1099	000	38,950.65
Miscellaneous Fees for Regulatory and Judicial Services, Not Otherwise Classified	014		0891	000	9,779.56
Forfeitures of Unclaimed Money and Property	014		1060	000	238,758.31
Fines, Penalties, and Forfeitures, Not Otherwise Classified	014		1099	000	6,690,746.99
Miscellaneous Fees for Regulatory and Judicial Services, Not Otherwise Classified	015		0891	000	5,772,335.84
Fines, Penalties, and Forfeitures, Customs, Commerce and Antitrust Laws	015		1040	000	2,995,160.38
Forfeitures of Unclaimed Money and Property	015		1060	000	-10.67

Receipts By Department - Continued

Classification	Account Symbol				Amount
	AID	A	MAIN	SUB	
Forfeitures of Unclaimed Money and Property, DEA, Justice	015		1060	002	149,533.62
Forfeitures of Unclaimed Money and Property, BOP, Justice	015		1060	010	25,144.39
Fines, Penalties, and Forfeitures, Not Otherwise Classified	015		1099	000	23,579.42
Fines, Penalties, and Forfeitures, Not Otherwise Classified, FBI, Justice	015		1099	002	6,280.35
Fines, Penalties, and Forfeitures, Not Otherwise Classified, General Administration, Justice	015		1099	003	2,059,904,109.48
Fines, Penalties, and Forfeitures, Not Otherwise Classified, ATF, Justice	015		1099	007	121,657.93
Fines, Penalties, and Forfeitures, Not Otherwise Classified, BOP, Justice	015		1099	010	1,789.53
Fees for Legal and Judicial Services, Not Otherwise Classified	016		0869	000	377.73
Fines, Penalties, and Forfeitures, Immigration and Labor Laws	016		1030	000	159,800,658.41
Fines, Penalties, and Forfeitures, Mine Safety and Health Administration	016		1080	000	34,251,038.87
Fines, Penalties, and Forfeitures, Not Otherwise Classified	016		1099	000	1,137,465.17
Forfeitures of Unclaimed Money and Property	017		1060	000	93,832.02
Fines, Penalties, and Forfeitures, Not Otherwise Classified	017		1099	000	506,679.38
Recoveries Under Military Occupation	017		1125	000	150.00
Fees for Legal and Judicial Services, Not Otherwise Classified	019		0869	000	329.00
Miscellaneous Fees for Regulatory and Judicial Services, Not Otherwise Classified	019		0891	000	113,745.57
Forfeitures of Unclaimed Money and Property	019		1060	000	131,555.80
Fines, Penalties, and Forfeitures, Not Otherwise Classified	019		1099	000	11,802,225.00
Withheld Individual Income and FICA Taxes	020		0101	000	1,498,653,447,192.84
Individual Income Tax, Other	020		0110	000	823,913,566,983.63
Corporation Income and Excess Profits Taxes	020		0111	000	419,352,872,357.06
Excise Taxes	020		0152	000	1,439,015,347.24
Excise Taxes-TTB	020		0152	010	18,628,441,863.50
Estate and Gift Taxes	020		0153	000	28,045,738,889.81
Duties on Imports	020		0310	000	59,523,378,801.98
Deposit of Earnings, Federal Reserve System	020		0650	000	100,054,148,597.23
Registration and Filing Fees	020		0850	000	3,725.00
Miscellaneous Fees for Regulatory and Judicial Services, Not Otherwise Classified	020		0891	000	615,993,852.00
Refunding Internal Revenue Collections (Indefinite), Treasury	020	X	0903	000	-334,859,884,771.97
Fines, Penalties, and Forfeitures, Customs, Commerce and Antitrust Laws	020		1040	000	320,000,000.00
Forfeitures of Unclaimed Money and Property -FSM	020		1060	018	4,988,456.67
Forfeitures of Unclaimed Money and Property -FSD	020		1060	070	103,659.82
Fines, Penalties, and Forfeitures, Not Otherwise Classified, Departmental Offices, Treasury	020		1099	001	109,830.46
Fines, Penalties, and Forfeitures, Not Otherwise Classified, Inspector General For Tax Administration, Treasury	020		1099	004	12,895.08
Fines, Penalties, and Forfeitures, Not Otherwise Classified, Office of Inspector General, Treasury	020		1099	008	3.69
Fines, Penalties, and Forfeitures, Not Otherwise Classified, Internal Revenue Service, Treasury	020		1099	009	103,663.76
Fines, Penalties, and Forfeitures, Not Otherwise Classified, Bureau of the Fiscal Service, Treasury	020		1099	012	1,165.34
Fines, Penalties, and Forfeitures, Not Otherwise Classified, Special Inspector General TARP, Treasury	020		1099	015	325.60
Fines, Penalties, and Forfeitures, Not Otherwise Classified, United States Mint, Treasury	020		1099	016	259.61
Fines, Penalties, and Forfeitures, Not Otherwise Classified, Fiscal Services Miscellaneous, Treasury	020		1099	018	155,194,302.31
Fines, Penalties, and Forfeitures, Not Otherwise Classified, Internal Revenue Service/Revenue, Treasury	020		1099	019	216,880,972.02
Fines, Penalties, and Forfeitures, Not Otherwise Classified, Community Development Financial Institution, Treasury	020		1099	028	74,731.98
Fines, Penalties, and Forfeitures, Not Otherwise Classified, D.C. Pensions Fund, Treasury	020		1099	056	6,120.61
Fines, Penalties, and Forfeitures, Not Otherwise Classified, Exchange Stabilization Fund, Treasury	020		1099	065	4.71
Fines, Penalties, and Forfeitures, Not Otherwise Classified, Fiscal Services Debt, Treasury	020		1099	070	302,004.99
Fines, Penalties, and Forfeitures, Not Otherwise Classified, Office of the Comptroller of Currency, Treasury	020		1099	071	1,063,984,105.66
Fines, Penalties, and Forfeitures, Not Otherwise Classified, Departmental Franchise Fund, Treasury	020		1099	074	19.60
Refund of Moneys Erroneously Received and Covered (Indefinite), Treasury	020	X	1807	000	-17,450,151.33
Users Fees for IRS Ruling and Determination	020		2411	000	2,835,067.32
Recovery from Airport and Airway Trust Fund for Refunds of Taxes	020		3094	000	13,272,876.25
Miscellaneous Fees for Regulatory and Judicial Services, Not Otherwise Classified	021		0891	000	464,465.33
Fines, Penalties, and Forfeitures, Economic Stabilization Laws	021		1020	000	450.75
Forfeitures of Unclaimed Money and Property	021		1060	000	24,377,033.37
Fines, Penalties, and Forfeitures, Not Otherwise Classified	021		1099	000	11,733,022.49
Fees for Legal and Judicial Services, Not Otherwise Classified	023		0869	000	32,020.00
Fines, Penalties, and Forfeitures, Not Otherwise Classified, National Credit Union Administration	025		1099	000	66.22
Fines, Penalties, and Forfeitures, Not Otherwise Classified	027		1099	000	203,227,799.47
Fines, Penalties, and Forfeitures, Customs, Commerce and Antitrust Laws	029		1040	000	146,196,987.19
Fines, Penalties, and Forfeitures, Not Otherwise Classified	031		1099	000	577,033.66
Fees for Legal and Judicial Services, Not Otherwise Classified	036		0869	000	153.00
Forfeitures of Unclaimed Money and Property	036		1060	000	4,878.90
Fines, Penalties, and Forfeitures, Not Otherwise Classified	036		1099	000	39,884.21
Fines, Penalties, and Forfeitures, Not Otherwise Classified	047		1099	000	220,820.44
Fines, Penalties, and Forfeitures, Not Otherwise Classified, National Science Foundation	049		1099	000	6,197.29
Registration, Filing and Transaction Fees, Securities and Exchange Commission	050		0850	150	782,930,082.65
Forfeitures of Unclaimed Money and Property	050		1060	000	1,192.40
Fines, Penalties, and Forfeitures, Not Otherwise Classified	050		1099	000	152,959,015.28
Fines, Penalties, and Forfeitures, Not Otherwise Classified, Federal Deposit Insurance Corporation	051		1099	000	14,450,000.00
Miscellaneous Fees for Regulatory and Judicial Services, Not Otherwise Classified	057		0891	000	320.00
Forfeitures of Unclaimed Money and Property	057		1060	000	120,347.36
Fines, Penalties, and Forfeitures, Not Otherwise Classified	057		1099	000	218,579.34
Fines, Penalties, and Forfeitures, Customs, Commerce and Antitrust Laws	061		1040	000	7,950,000.00
Fines, Penalties, and Forfeitures, Not Otherwise Classified	068		1099	000	1,065,103,641.97
Fines, Penalties, and Forfeitures, Customs, Commerce and Antitrust Laws	069		1040	000	52,154,177.29
Forfeitures of Unclaimed Money and Property	069		1060	000	45,656.05
Fines, Penalties, and Forfeitures, Not Otherwise Classified	069		1099	000	355,017.23
Refunds and Drawbacks, United States Customs Service (Indefinite), Treasury	070	X	0505	000	-6,965,842,291.67
Registration and Filing Fees	070		0850	000	1,243,525.00
Fines, Penalties, and Forfeitures, Immigration and Labor Laws	070		1030	000	12,492,062.20
Fines, Penalties, and Forfeitures, Customs, Commerce and Antitrust Laws	070		1040	000	116,498,628.10
Forfeiture of Unclaimed Money and Property	070		1060	000	105,221.08
Fines, Penalties, and Forfeitures, Not Otherwise Classified	070		1099	000	692,599.68
Fines, Penalties, and Forfeitures, Not Otherwise Classified	080		1099	000	55,269.69
Fines, Penalties, and Forfeitures, Not Otherwise Classified, Armed Forces Retirement Home	084		1099	000	2,126.63
Fines, Penalties, and Forfeitures, Not Otherwise Classified	086		1099	000	280.11
Fines, Penalties, and Forfeitures, Not Otherwise Classified, National Archives and Records Administration	088		1099	000	3,095.56
Fines, Penalties, and Forfeitures, Not Otherwise Classified	089		1099	000	12,271,946.85
Fines, Penalties, and Forfeitures, Not Otherwise Classified	090		1099	000	334.96
Forfeitures of Unclaimed Money and Property	091		1060	000	38,460.68
Fines, Penalties, and Forfeitures, Not Otherwise Classified	091		1099	000	2,170,604.21
Miscellaneous Fees for Regulatory and Judicial Services, Not Otherwise Classified	096		0891	000	3,165,158.83
Forfeitures of Unclaimed Money and Property	096		1060	000	126.48
Fines, Penalties, and Forfeitures, Not Otherwise Classified	096		1099	000	83,385.44
Forfeitures of Unclaimed Money and Property	097		1060	000	1,471,926.18
Fines, Penalties, and Forfeitures, Not Otherwise Classified	097		1099	000	3,161,953.32
Registration and Filing Fees, Commodity Futures Trading Commission	339		0850	140	1,310,369.00
Fines, Penalties, and Forfeitures, Not Otherwise Classified, Commodity Futures Trading Commission	339		1099	140	545,527,183.60
Fees for Legal and Judicial Services, Not Otherwise Classified, Court of Appeals for Veterans Affairs	345		0869	042	135,430.00
Fines, Penalties, and Forfeitures, Not Otherwise Classified, Federal Election Commission	360		1099	160	1,255,667.03
Fines, Penalties, and Forfeitures, Not Otherwise Classified, Federal Mine Safety and Health Review Commission	368		1099	028	14.77
Fines, Penalties, and Forfeitures, Corporation for National Services	485		1099	055	2,105.00
Fines, Penalties, and Forfeitures, Not Otherwise Classified, Federal Housing Finance Agency	537		1099	080	200.00
Fines, Penalties, and Forfeitures, Not Otherwise Classified, Bureau of Consumer Financial Protection	581		1099	085	13,412,390.81

Receipts By Department - Continued

Classification	Account Symbol				Amount
	AID	A	MAIN	SUB	
Special Fund Accounts:					
Presidential Election Campaign Fund	020	X	5081	001	24,091,077.00
Enrolled Agent Fees Increase, Internal Revenue Service, Miscellaneous Retained Fees, Treasury	020	X	5432	004	7,911,953.76
Tax Preparer Registration Fees, IRS Miscellaneous Retained Fees, Internal Revenue Service, Treasury	020	X	5432	006	16,003,407.00
Fees, Private Collection Agent Program, Internal Revenue Service, Treasury	020	X	5510	001	110,444,032.75
Fees and Assessments, Financial Research Fund, Departmental Offices, Treasury	020	X	5590	001	68,566,911.00
Fees, Special Compliance Personnel Program, Internal Revenue Service, Treasury	020	X	5622	001	110,444,032.75
Antidumping and Countervailing Duties, Continued Dumping and Subsidy Offset, United States Customs Service	020	X	5688	001	1,005,899.12
Forfeited Cash and Proceeds from the Sale of Forfeited Properties, Treasury Forfeiture Fund	020	X	5697	001	783,957,242.65
Deposits, Internal Revenue Collections for Puerto Rico	020	X	5737	001	519,681,674.05
Trust Fund Accounts:					
Administrative and Civil Penalties, Gulf Coast Restoration Trust Fund, Bureau of the Fiscal Service, Treasury	020	X	8625	001	303,448,276.00
Budget Clearing Accounts:					
Unidentified Cash Collections, Federal Tax Deposits, Internal Revenue Service, Ogden, Utah	020	F	3820	029	988,084.54
Total, Budget Receipts					2,617,698,976,397.24
Proprietary Receipts from the Public					
General Fund Accounts:					
Contributions to "Conscience Fund"	010		1210	000	18.00
Gifts to the United States, Not Otherwise Classified	010		1299	000	1,086.70
Contributions to "Conscience Fund"	020		1210	000	5,395.29
Contributions to "Conscience Fund"-FSM	020		1210	018	215.00
Gifts to the United States, Not Otherwise Classified-FSM	020		1299	018	1,663,076.66
General Fund Proprietary Interest, Not Otherwise Classified, Departmental Offices, Treasury	020		1435	001	11,381.09
General Fund Proprietary Interest, Not Otherwise Classified, Inspector General For Tax Administration, Treasury	020		1435	004	.55
General Fund Proprietary Interest, Not Otherwise Classified, Office Of Inspector General, Treasury	020		1435	008	1.22
General Fund Proprietary Interest, Not Otherwise Classified, Internal Revenue Service, Treasury	020		1435	009	19,910.23
General Fund Proprietary Interest, Not Otherwise Classified, Alcohol and Tax and Trade Bureau, Treasury	020		1435	010	.33
General Fund Proprietary Interest, Not Otherwise Classified, Bureau of the Fiscal Service, Treasury	020		1435	012	106.28
General Fund Proprietary Interest, Not Otherwise Classified, United States Mint, Treasury	020		1435	016	177.74
General Fund Proprietary Interest, Not Otherwise Classified, Fiscal Services Miscellaneous, Treasury	020		1435	018	1,625,668.47
General Fund Proprietary Interest, Not Otherwise Classified, Fiscal Services Umbrella, Treasury	020		1435	023	372,033.47
General Fund Proprietary Interest, Not Otherwise Classified, Community Development Financial Institution, Treasury	020		1435	028	9,415.23
General Fund Proprietary Interest, Not Otherwise Classified, Financial Crimes Enforcement Network, Treasury	020		1435	046	3.91
General Fund Proprietary Interest, Not Otherwise Classified, D.C. Pensions Fund, Treasury	020		1435	056	1,108.49
General Fund Proprietary Interest, Not Otherwise Classified, Office of Internal Affairs, Exchange Stabilization Fund,	020		1435	065	650.89
General Fund Proprietary Interest, Not Otherwise Classified, Fiscal Services Debt, Treasury	020		1435	070	65,958.74
General Fund Proprietary Interest, Not Otherwise Classified, Departmental Franchise Fund, Treasury	020		1435	074	4.69
Interest Payments from States, Cash Management Improvement, Treasury	020		1450	000	25,121,039.00
Interest on Quota in International Monetary Fund (Article V, Section 9), Treasury	020		1463	001	21,745,248.17
Interest on Loans to International Monetary Fund, Treasury	020		1463	002	1,143,821.36
Interest Received on Loans and Credits to Foreign Nations, Treasury	020		1464	000	140,994.46
Net Gains on Transactions in Foreign Currencies, Treasury Securities, Treasury	020		1499	000	47,400,934,906.79
GSE Fees Pursuant to P.L. 112-78 Sec. 401	020		1682	000	7,556,770.73
Community Development Financial Institutions Fund, Negative Subsidies, Treasury	020		2485	000	4,930,328,131.76
Economic Stabilization, Downward Reestimates of Subsidies, Treasury	020		2677	001	3,185,240.85
Community Development Financial Institutions Fund, Downward Re-Estimates of Subsidies	020		2763	003	14,030,286,850.70
Small Business Lending Fund Direct Loans, Downward Reestimates of Subsidies, Departmental Offices, Treasury	020		2783	003	9,944,326.68
GSE Mortgage-Backed Securities Direct Loans, Downward Reestimates of Subsidies, Departmental Offices, Treasury	020		2790	003	1,029,321.00
Troubled Asset Relief Program, Downward Reestimates of Subsidies, Departmental Offices, Treasury	020		2792	003	173,360,013.27
Repayment of Loans and Credits to Foreign Nations, Treasury	020		2869	000	3,945,860.20
Proceeds, Air Carrier Equity Related Transactions, Treasury	020		2897	000	187,888.56
General Fund Proprietary Receipts, Not Otherwise Classified, All Other, Departmental Offices, Treasury	020		3220	001	219,739,455.02
General Fund Proprietary Receipts, Not Otherwise Classified, All Other, Inspector General For Tax Administration, Treasury	020		3220	004	4,818,221.11
General Fund Proprietary Receipts, Not Otherwise Classified, All Other, Office of Inspector General, Treasury	020		3220	008	1,101.33
General Fund Proprietary Receipts, Not Otherwise Classified, All Other, Internal Revenue Service, Treasury	020		3220	009	75.00
General Fund Proprietary Receipts, Not Otherwise Classified, All Other, Alcohol and Tobacco Tax and Trade Bureau, Treasury	020		3220	010	768,459.08
General Fund Proprietary Receipts, Not Otherwise Classified, All Other, Bureau of the Fiscal Service, Treasury	020		3220	015	2,261.77
General Fund Proprietary Receipts, Not Otherwise Classified, All Other, Special Inspector General TARP, Treasury	020		3220	016	30.00
General Fund Proprietary Receipts, Not Otherwise Classified, All Other, United States Mint, Treasury	020		3220	016	150.00
General Fund Proprietary Receipts, Not Otherwise Classified, All Other, Fiscal Service Miscellaneous, Treasury	020		3220	018	14,142,543.12
General Fund Proprietary Receipts, Not Otherwise Classified, All Other, Internal Revenue Service/Revenue, Treasury	020		3220	019	423,037,622.84
General Fund Proprietary Receipts, Not Otherwise Classified, All Other, Departmental Franchise Fund, Treasury	020		3220	074	100.00
Contributions to "Conscience Fund"	021		1210	000	2,290.96
General Fund Proprietary Receipts, Not Otherwise Classified, All Other	025		3220	000	1,450.86
Gifts to the United States, Not Otherwise Classified	057		1299	000	100.00
Contributions to the Conscience Fund	070		1210	000	846,309.31
General Fund Proprietary Receipts, Not Otherwise Classified, All Other	084		3220	000	60.00
Proceeds, Grants for Emergency Mortgage Relief Derived from Emergency Homeowner's Relief Fund	086		2891	000	1,841,563.75
General Fund Proprietary Interest, Not Otherwise Classified	088		1435	000	613.27
General Fund Proprietary Receipts, Not Otherwise Classified, All Other	090		3220	000	.72
Special Fund Accounts:					
Gifts to the United States to Reduce Debt Held by the Public, Bureau of the Fiscal Service, Treasury	020	X	5080	001	1,268,950.35
New Installment Agreements, Internal Revenue Service, Miscellaneous Retained Fees, Treasury	020	X	5432	001	124,374,149.96
Restructured Installment Agreements, Internal Revenue Service, Miscellaneous Retained Fees, Treasury	020	X	5432	003	72,899,602.38
General Fees, Internal Revenue Service	020	X	5432	005	166,349,927.77
Photocopying and Historical Conservation Easement Fees, IRS Miscellaneous Retained Fees, Treasury	020	X	5432	007	5,501,242.11
Non-Federal Fee, Debt Collection Fund, Bureau of the Fiscal Service, Treasury	020	X	5445	001	121,185,750.49
Interest, Financial Research Fund, Departmental Offices, Treasury	020	X	5590	002	35,938.48
Trust Fund Accounts:					
Affordable Housing Allocations, Capital Magnet Fund, Departmental Offices, Treasury	020	X	8524	004	382,748,389.30
Easement, Gulf Coast Restoration Trust Fund	020	X	8625	003	111,008.00
Budget Clearing Accounts:					
Deposits of Litigations, Internal Revenue Service, Treasury	020	F	3844	000	7,877,020.53
Proceeds of Sales, Personal Property, Internal Revenue Service	020	F	3845	009	5,890.68
Budget Clearing Account (Suspense), Internal Revenue Service	020	F	3875	009	-44,112.01
Budget Clearing Account (Suspense), Bureau of the Fiscal Service, Treasury	020	F	3875	012	-508,273.50
Budget Clearing Account (Suspense), Bureau of the Fiscal Service	020	F	3875	017	-77,029,951.66
Debt Collection Collections	020	F	3887	001	-388,073,118.42
Total, Proprietary Receipts from the Public					67,814,781,715.01
Intrabudgetary Receipts Deducted by Agency					

Receipts By Department - Continued

Classification	Account Symbol				Amount
	AID	A	MAIN	SUB	
General Fund Accounts:					
Interest on Advances to Colorado River Dam Fund, Boulder Canyon Project	014		1427	000	372,455.79
Interest on Loans to the Washington Aqueduct, Bureau of the Fiscal Service, Treasury	020		1336	000	81.86
Interest on Loans from the Presidio Trust	020		1338	000	2,202,128.33
Interest on Loans and Federal Investment, Bonneville Power Administration Fund, Energy	020		1351	000	147,171,536.21
Interest on Loans to Western Area Power Administration, Energy	020		1360	000	2,310,946.34
Interest on Loans for College Housing and Academic Facilities Loans, Education	020		1363	000	868,312.35
Interest on Loans to Commodity Credit Corporation	020		1401	000	12,691,065.05
Interest on Loans to Federal Financing Bank, Treasury	020		1418	000	1,809,871,373.60
Interest on Loans to National Flood Insurance Fund, Federal Emergency Management Agency	020		1433	000	356,812,500.00
Interest Payments on Advances to the Black Lung Disability Trust Fund	020		1495	000	94,606,239.69
Interest on Advances to the Railroad Retirement Account	020		1497	000	99,890,511.98
Interest on Loans or Advances to the Extended Unemployment Compensation Account, Bureau of the Fiscal Service, Treasury	020		1501	010	117,172,659.68
Interest on Loans or Advances to the Federal Unemployment Account, Bureau of the Fiscal Service, Treasury	020		1501	020	980,953,144.09
Charges for Administrative Expenses of Social Security Act, as Amended	020		2416	000	770,279,588.60
Recoveries from Federal Agencies for Settlement of Claims for Contract Disputes	020		3101	000	54,817,948.95
Reimbursements from Federal Agencies for Payments Made as a Result of Discriminatory Conduct	020		3112	000	56,414,535.16
Collections of Receivables from Canceled Accounts, Departmental Offices, Treasury	020		3200	001	5,039.42
Collections of Receivables from Canceled Accounts, Internal Revenue Service, Treasury	020		3200	009	393,981.32
Collections of Receivables from Canceled Accounts, Bureau of the Fiscal Service, Treasury	020		3200	012	753.99
Collections of Receivables from Canceled Accounts, Community Development Financial Institution, Treasury	020		3200	028	36,147.08
Interest on Advances to Small Business Administration	073		1428	000	159,676.11
Interest on Loans, Higher Education Facilities Loan Fund	091		1422	000	18,616.27
Special Fund Accounts:					
Underpayment and Fraud Collection, Internal Revenue Service	020	X	5433	001	25,760,692.18
Federal Fee, Debt Collection Fund, Bureau of the Fiscal Service, Treasury	020	X	5445	004	27,294,195.30
Earnings on Investments, Treasury Forfeiture Fund	020	X	5697	002	1,557,801.63
Budget Clearing Accounts:					
Undistributed Intragovernmental Payments, Treasury	020	F	3885	001	-1,373,373.46
Undistributed Intergovernmental Payments, Internal Revenue Service	020	F	3885	011	660,013,919.73
Total, Intradepartmental Receipts Deducted by Agency					5,220,302,477.25
Undistributed Offsetting Receipts					
Trust Fund Accounts:					
Earnings on Investments, Lower Brule Sioux Tribe Terrestrial Wildlife Habitat Restoration Trust Fund, Bureau of the Fiscal	020	X	8207	002	296,548.17
Earnings on Investments, Cheyenne River Sioux Tribe Terrestrial Wildlife Habitat Restoration Trust Fund, Bureau of the Fiscal	020	X	8209	002	842,846.82
Earnings on Investments, Gulf Coast Restoration Trust Fund, Bureau of the Fiscal Service, Treasury	020	X	8625	002	11,112,442.54
Earnings on Investments, Gifts and Bequests, Treasury	020	X	8790	002	518.75
Earnings on Investments, Esther Cattell Schmitt Gift Fund, Bureau of the Fiscal Service, Treasury	020	X	8902	002	35.15
Total, Undistributed Offsetting Receipts					12,252,391.43
Total, Department of the Treasury					2,690,746,312,980.93
Department of Veterans Affairs					
Proprietary Receipts from the Public					
General Fund Accounts:					
General Fund Proprietary Interest, Not Otherwise Classified	036		1435	000	764,923.34
Contributions from Military Personnel, Veterans Administration Educational Assistance Act of 1984	036		2473	000	132,368,141.71
Guaranty and Indemnity Direct Loan Finance, Downward Reestimates of Subsidies, Veterans Affairs	036		2733	003	2,022,089,294.30
Native American Veterans Housing Loans, Negative Subsidies, Veterans Affairs	036		2751	001	2,390,566.07
Native American Veterans Housing Loans, Downward Reestimates, Veterans Affairs	036		2751	003	795,004.86
Veterans Housing Benefit Loan Program, Negative Subsidies, Department of Veterans Affairs	036		2755	001	2,115,418,806.62
General Fund Proprietary Receipts, Not Otherwise Classified, All Other	036		3220	000	46,627,160.95
Special Fund Accounts:					
Medical Care Collections Fund, Veterans Affairs	036	X	5287	001	206,595,207.78
Medical Care Collections Fund, First Party Collections, Veterans Affairs	036	X	5287	003	48,423,310.07
Medical Care Collections Fund, Third Party Collections, Veterans Affairs	036	X	5287	004	2,111,156,489.43
Medical Care Collections Fund, Asset Sales, Veterans Affairs	036	X	5287	005	156,448.63
Parking Fee, Medical Care Collections Fund, Veterans Affairs	036	X	5287	006	3,904,153.67
Compensated Work Therapy, Medical Care Collections Fund, Veterans Affairs	036	X	5287	007	35,187,930.15
Medical Care Collections Fund, Long-Term Care Co-Payments, Veterans Affairs	036	X	5287	009	120,208.35
Medical Care Collections Enhanced-Use Lease Proceeds, Veterans Affairs	036	X	5287	010	1,033,423.78
Medical Care Collections Fund, Third Party Prescription Claims, Veterans Affairs	036	X	5287	011	145,317,672.47
Medical Care Collections Fund, Fee Basis Third Party Collections, Veterans Affairs	036	X	5287	013	576,762,943.82
Medical Care Collections Fund, Fee Basis First Party Collections, Veterans Affairs	036	X	5287	014	15,598,704.03
Lease of Land and Buildings, National Cemetery Administration Facilities Operation Fund, Veterans Affairs	036	X	5392	001	215,224.23
Trust Fund Accounts:					
Department of Veterans Affairs Cemetery Gift Fund, Veterans Affairs	036	X	8129	001	279,958.55
Premium and Other Receipts, National Service Life Insurance Fund	036	X	8132	001	23,786,770.02
Deposits, General Post Fund, National Homes, Veterans Affairs	036	X	8180	001	19,685,546.01
Budget Clearing Accounts:					
Proceeds of Sales, Personal Property (Suspense), Veterans Affairs	036	F	3845	000	-457,368.55
Budget Clearing Account (Suspense), Veterans Affairs	036	F	3875	000	-2,419,107.39
Total, Proprietary Receipts from the Public					7,505,801,412.90
Intradepartmental Receipts Deducted by Agency					
General Fund Accounts:					
Collections of Receivables from Canceled Accounts, Veterans Affairs	036		3200	000	3,833,872.37
Special Fund Accounts:					
Payments from Compensation and Pension, Medical CRE Collections Fund, Veterans Affairs	036	X	5287	008	1,988,740.25
Trust Fund Accounts:					
Payments from General and Special Funds, National Service Life Insurance Fund	036	X	8132	003	14,386.92
Budget Clearing Accounts:					
Undistributed Intragovernmental Payments, Veterans Affairs	036	F	3885	000	4,367,504.25

Receipts By Department - Continued

Classification	Account Symbol				Amount
	AID	A	MAIN	SUB	
Total, Intradepartmental Receipts Deducted by Agency					10,204,503.79
Undistributed Offsetting Receipts					
Trust Fund Accounts:					
Earnings on Investments, National Service Life Insurance Fund	036	X	8132	002	60,743,484.82
Premium and Other Receipts, United States Government Life Insurance Fund	036	X	8150	001	1,830.44
Earnings on Investments, United States Government Life Insurance Fund	036	X	8150	002	37,514.63
Earnings on Investments, General Post Fund, National Homes	036	X	8180	002	512,438.62
Total, Undistributed Offsetting Receipts					61,295,268.51
Total, Department of Veterans Affairs					7,577,301,185.20
Corps of Engineers					
Budget Receipts					
Special Fund Accounts:					
Licenses Under Federal Power Act, Improvement of Navigable Waters, Maintenance and Operation of Dams, Etc.	096		5125	000	10,549,498.35
Trust Fund Accounts:					
Transfer from General Fund, Inland Waterways Revenue Act Taxes, Inland Waterways Trust Fund	096	X	8861	001	127,650,630.89
Transfers from General Fund of Amounts Equal to Certain Taxes, Harbor Maintenance Trust Fund	096	X	8863	001	1,557,171,206.19
Total, Budget Receipts					1,695,371,335.43
Proprietary Receipts from the Public					
General Fund Accounts:					
General Fund Proprietary Interest, Not Otherwise Classified	096		1435	000	21,284,649.86
General Fund Proprietary Receipts, Not Otherwise Classified, All Other	096		3220	000	522,524,916.25
Special Fund Accounts:					
Special Recreation Use Fees, Army, Corps of Engineers, Civil	096		5007	000	66,998,200.04
Hydraulic Mining in California, Tax, Debris Reservoirs	096		5066	001	79,333.79
Receipts from Leases of Lands Acquired for Flood Control, Navigation, and Allied Purposes	096		5090	000	15,470,219.49
User Fees, Fund for Non-Federal Use of Disposal Facilities, Corps of Engineers	096		5493	001	1,659,097.81
Fees, Interagency America the Beautiful Pass Revenues, Corps of Engineers-Civil	096	X	5570	001	1,413,896.54
Fees, Special Use Permit Fees, Corps of Engineers-Civil	096	X	5607	001	217,918.80
Trust Fund Accounts:					
Contributions and Advances, Rivers and Harbors, Corps of Engineers	096	X	8862	001	738,766,177.30
Total, Proprietary Receipts from the Public					1,368,414,409.88
Intradepartmental Receipts Deducted by Agency					
Budget Clearing Accounts:					
Undistributed Intragovernmental Payments, Corps of Engineers	096	F	3885	000	43,963.03
Total, Intradepartmental Receipts Deducted by Agency					43,963.03
Undistributed Offsetting Receipts					
Trust Fund Accounts:					
Earnings on Investments, South Dakota Terrestrial Wildlife Habitat Restoration Trust Fund	096	X	8217	002	2,100,198.88
Earnings on Investments, Inland Waterways Trust Fund	096	X	8861	002	81,962.35
Earnings on Investments, Harbor Maintenance Trust Fund	096	X	8863	002	60,414,552.63
Total, Undistributed Offsetting Receipts					62,596,713.86
Total, Corps of Engineers					3,126,426,422.20
Other Defense Civil Programs					
Budget Receipts					
Trust Fund Accounts:					
Deductions, Armed Forces Retirement Home Trust Fund, Armed Forces Retirement Home	084	X	8522	001	7,026,921.16
Fines and Forfeitures, Armed Forces Retirement Home Trust Fund, Armed Forces Retirement Home	084	X	8522	003	19,933,915.95
Total, Budget Receipts					26,960,837.11
Proprietary Receipts from the Public					
General Fund Accounts:					
General Fund Proprietary Receipts, Not Otherwise Classified, All Other	074		3220	000	17,019.53
General Fund Proprietary Interest, Not Otherwise Classified, Selective Service System	090		1435	000	28.98
Special Fund Accounts:					
Sale of Hunting and Fishing Permits, Military Reservations	017	X	5095	001	203,103.76
Sale of Hunting and Fishing Permits, Military Reservations	021	X	5095	001	32,362.07
Reserve Account, Forest Products Program, Defense	021	X	5285	001	12,788,292.94
Concessions Fees, Army National Military Cemeteries, Army	021		5602	001	-385,475.00
Sale of Hunting and Fishing Permits, Military Reservations	057	X	5095	001	1,176,015.94
Trust Fund Accounts:					
Contributions, American Battle Monuments Commission	074	X	8569	001	32,231.00
Other Receipts, Armed Forces Retirement Home Trust Fund, Armed Forces Retirement Home	084	X	8522	004	13,722,931.11
Gifts, Armed Forces Retirement Home Trust Fund, Armed Forces Retirement Home	084	X	8522	005	914,290.99
Property Sales/Leases, Armed Forces Retirement Home Trust Fund, Armed Forces Retirement Home	084	X	8522	006	2,724,314.89
Total, Proprietary Receipts from the Public					31,225,116.21
Intradepartmental Receipts Deducted by Agency					
General Fund Accounts:					
General Fund Proprietary Interest, Not Otherwise Classified, Armed Forces Retirement Home	084		1435	000	76.99

Receipts By Department - Continued

Classification	Account Symbol				Amount
	AID	A	MAIN	SUB	
Special Fund Accounts:					
Earnings on Investments, DOD Medicare-Eligible Retiree Health Care Fund	097	X	5472	002	16,579,805,978.38
Federal Contributions, DOD Medicare-Eligible Retiree Health Care Fund	097	X	5472	003	6,983,000,000.00
Trust Fund Accounts:					
General Fund Payment to the Armed Forces Retirement Home, Armed Forces Retirement Home Trust Fund, Armed Forces Retirement	084	X	8522	008	22,000,000.00
Federal Contribution, Department of Defense Military Retirement Fund	097	X	8097	003	98,106,000,000.00
Employing Agency Contributions, Department of Defense, Education Benefits Fund	097	X	8098	001	69,445,557.14
Total, Intradepartmental Receipts Deducted by Agency					121,760,251,612.51
Undistributed Offsetting Receipts					
Special Fund Accounts:					
Non-DOD Employing Agency Contributions, DOD Medicare-Eligible Retiree Health Care Fund	097	X	5472	001	246,338,294.00
Department of Defense Contributions, DOD Retiree Health Care Fund	097	X	5472	005	8,375,811,000.00
Trust Fund Accounts:					
Interest from Investments, Armed Forces Retirement Home Trust Fund, Armed Forces Retirement Home	084	X	8522	002	47,914.22
Employing Agency Contributions, Department of Defense Military Retirement Fund	097	X	8097	001	25,236,030,730.64
Earnings on Investments, Department of Defense Military Retirement Fund	097	X	8097	002	45,975,993,770.07
Federal Contributions (Concurrent Receipt Accruals), Military Retirement Fund	097	X	8097	004	9,844,912,000.00
Earnings on Investments, Department of Defense Education Benefits Fund	097	X	8098	002	46,997,418.98
Total, Undistributed Offsetting Receipts					89,726,131,127.91
Total, Other Defense Civil Programs					211,544,568,693.74
Environmental Protection Agency					
Budget Receipts					
Trust Fund Accounts:					
Fines and Penalties, Hazardous Substance Superfund	068	X	8145	003	1,655,866.99
Transfers from General Fund of Amounts Equal to Certain Taxes, Leaking Underground Storage Tank Trust Fund	068	X	8153	001	241,786,318.87
Total, Budget Receipts					243,442,185.86
Proprietary Receipts from the Public					
General Fund Accounts:					
General Fund Proprietary Interest, Not Otherwise Classified	068		1435	000	876,209.44
Downward Reestimates of Subsidies, Abatement, Control and Compliance Loans, Environmental Protection Agency	068		2753	003	412,296.75
General Fund Proprietary Receipts, Not Otherwise Classified, All Other	068		3220	000	199,159.14
Cellulosic Biofuel Waiver Credits, Renewal Fuel Program, Environmental Protection Agency	068		3229	000	1,681,133.92
Special Fund Accounts:					
Registration Service Fees, Pesticide Registration Fund, Environmental Protection Agency	068	X	5374	001	20,024,078.21
User Fees, TSCA Service Fee Fund, Environmental Protection Agency	068		5664	001	28,601,849.75
Trust Fund Accounts:					
Recoveries, Hazardous Substance Superfund	068	X	8145	004	43,683,981.28
Future Clean Up Cost Settlements, Hazardous Substance Superfund Trust Fund	068	X	8145	006	206,253,374.14
Budget Clearing Accounts:					
Budget Clearing Account (Suspense), Environmental Protection Agency	068	F	3875	000	-25,194,735.56
Total, Proprietary Receipts from the Public					276,537,347.07
Intradepartmental Receipts Deducted by Agency					
General Fund Accounts:					
Collections of Receivables from Cancelled Accounts, Environmental Protection Agency	068		3200	000	29,220.45
Special Fund Accounts:					
Interest on Investments, Pesticide Registration Fund, Environmental Protection Agency	068	X	5374	002	3,924.73
Trust Fund Accounts:					
Interfund Transactions, Hazardous Substance Superfund	068	X	8145	005	1,153,461,519.90
Budget Clearing Accounts:					
Undistributed Intragovernmental Payments, Environmental Protection Agency	068	F	3885	000	23,543,063.79
Total, Intradepartmental Receipts Deducted by Agency					1,177,037,728.87
Undistributed Offsetting Receipts					
Trust Fund Accounts:					
Earnings on Investments, Hazardous Substance Superfund	068	X	8145	002	76,503,689.42
Earnings on Investments, Leaking Underground Storage Tank Trust Fund	068	X	8153	002	476,086.08
Total, Undistributed Offsetting Receipts					76,979,775.50
Offsetting Governmental Receipts					
Special Fund Accounts:					
Environmental Services, Environmental Protection Agency	068		5295	000	27,835,560.03
Total, Offsetting Governmental Receipts					27,835,560.03
Total, Environmental Protection Agency					1,801,832,597.33
Executive Office of the President					
Proprietary Receipts from the Public					
General Fund Accounts:					

Receipts By Department - Continued

Classification	Account Symbol				Amount
	AID	A	MAIN	SUB	
General Fund Proprietary Receipts, Not Otherwise Classified, All Other	011		3220	000	233,295.66
Total, Proprietary Receipts from the Public					233,295.66
Intrabudgetary Receipts Deducted by Agency					
General Fund Accounts: Collections of Receivables from Cancelled Accounts	011		3200	000	66,400.19
Trust Fund Accounts: General Fund Payment, Trade Enforcement Trust Fund, Office of the U.S. Trade Representative, Executive Office of the	011	X	8581	001	13,973,826.63
Budget Clearing Accounts: Undistributed Intragovernmental Payments, Office of Administration, Executive Office of the President	011	F	3885	017	-2,166.36
Total, Intrabudgetary Receipts Deducted by Agency					14,038,060.46
Undistributed Offsetting Receipts					
Special Fund Accounts: Spectrum Relocation Activities, Executive Office of the President	011	X	5512	001	4,466,078,542.00
Total, Undistributed Offsetting Receipts					4,466,078,542.00
Total, Executive Office of the President					4,480,349,898.12
General Services Administration					
Proprietary Receipts from the Public					
General Fund Accounts: General Fund Proprietary Interest, Not Otherwise Classified	047		1435	000	73,780.81
General Fund Proprietary Receipts, Not Otherwise Classified, All Other	047		3220	000	37,814,454.33
Special Fund Accounts: Land and Water Conservation Fund, Surplus Property Sales, National Park Service	047		5005	002	12,188,228.53
Receipts, Transportation Audit Contracts and Contract Administration, General Services Administration	047		5250	000	12,742,677.82
Other Receipts, Surplus Real and Related Personal Property, General Services Administration	047		5254	002	12,924,404.72
Transfers of Surplus Real and Related Personal Property Receipts, General Services Administration	047		5254	003	-12,188,228.53
Budget Clearing Accounts: Real Property, General Services Administration	047	F	3840	000	-533,000.00
Proceeds of Sales, Personal Property, General Services Administration	047	F	3845	000	-2,330,096.82
Budget Clearing Account (Suspense), General Services Administration	047	F	3875	000	-893,806.47
Total, Proprietary Receipts from the Public					59,798,414.39
Intrabudgetary Receipts Deducted by Agency					
Special Fund Accounts: Receipts, Acquisition Workforce Training Fund, General Services Administration	047		5381	001	14,186,958.69
Budget Clearing Accounts: Undistributed Intragovernmental Payments, General Services Administration	047	F	3885	000	-73,902.17
Total, Intrabudgetary Receipts Deducted by Agency					14,113,056.52
Total, General Services Administration					73,911,470.91
International Assistance Programs					
Millennium Challenge Corporation					
Proprietary Receipts from the Public					
General Fund Accounts: General Fund Proprietary Receipts, Not Otherwise Classified, All Other, Millennium Challenge Corporation	524		3220	077	152,518.31
Total, Proprietary Receipts from the Public					152,518.31
Total, Millennium Challenge Corporation					152,518.31
International Security Assistance					
Proprietary Receipts from the Public					
General Fund Accounts: Foreign Military Financing, Downward Reestimate of Subsidies	011		2724	003	606,986,700.75
Total, Proprietary Receipts from the Public					606,986,700.75
Total, International Security Assistance					606,986,700.75
Agency for International Development					
Proprietary Receipts from the Public					
General Fund Accounts: General Fund Proprietary Interest, Not Otherwise Classified	072		1435	000	1,174,539.26
Downward Reestimates, MENA Loan Guarantee Program	072		2676	003	124,702,221.45
Loan Guarantees to Israel, Downward Reestimates of Subsidies	072		2725	003	124,278,338.00
Assistance for the New Independent States of the Former Soviet Union: Ukraine Export Credit Insurance, Downward Reestimates,	072		2731	003	650,506,639.05
General Fund Proprietary Receipts, Not Otherwise Classified	072		3220	000	13,988,001.05
Trust Fund Accounts: United States Dollars Advanced from Foreign Governments for Technical Assistance, Agency for International Development	072	X	8502	001	2,002,199,980.00
Gifts and Donations, Agency for International Development	072	X	8824	001	41,234,937.82
Budget Clearing Accounts:					

Receipts By Department - Continued

Classification	Account Symbol				Amount
	AID	A	MAIN	SUB	
Proceeds of Sales, Personal Property (Suspense), Agency for International Development	072	F	3845	000	-473,557.98
Total, Proprietary Receipts from the Public					2,957,611,098.65
Intrabudgetary Receipts Deducted by Agency					
General Fund Accounts: Collections of Receivables from Cancelled Accounts	072		3200	000	54,798.86
Trust Fund Accounts: Foreign National Employee Separation Liability Fund, Agency for International Development	072	X	8342	001	9,001,627.82
Budget Clearing Accounts: Undistributed Intragovernmental Payments, Agency for International Development	072	F	3885	000	1,832,037.76
Total, Intrabudgetary Receipts Deducted by Agency					10,888,464.44
Total, Agency for International Development					2,968,499,563.09
Peace Corps					
Proprietary Receipts from the Public					
Trust Fund Accounts: Gifts and Contributions, Peace Corps	011	X	8245	001	868,850.47
Budget Clearing Accounts: Proceeds of Sales, Personal Property (Suspense), Peace Corps	011	F	3845	044	902,010.61
Unavailable Check Cancellations and Overpayments (Suspense), Peace Corps	011	F	3880	044	-54,525.45
Total, Proprietary Receipts from the Public					1,716,335.63
Intrabudgetary Receipts Deducted by Agency					
Special Fund Accounts: Collections, Host Country Resident Contractors Separation Liability Fund, Peace Corps	011	X	5395	001	8,983,000.00
Total, Intrabudgetary Receipts Deducted by Agency					8,983,000.00
Total, Peace Corps					10,699,335.63
Inter-American Foundation					
Proprietary Receipts from the Public					
General Fund Accounts: General Fund Proprietary Receipts, Not Otherwise Classified, Inter-American Foundation	164		3220	092	32,291.07
Trust Fund Accounts: Gifts, Donations and Contributions, Inter-American Foundation, Executive	164	X	8243	001	135,674.59
Total, Proprietary Receipts from the Public					167,965.66
Total, Inter-American Foundation					167,965.66
African Development Foundation					
Proprietary Receipts from the Public					
Trust Fund Accounts: Gifts and Donations, African Development Foundation	166	X	8239	001	5,900,263.76
Total, Proprietary Receipts from the Public					5,900,263.76
Total, African Development Foundation					5,900,263.76
Military Sales Program					
Proprietary Receipts from the Public					
Trust Fund Accounts: Deposits, Advances, Foreign Military Sales, Executive	011	X	8242	001	35,897,682,329.19
Total, Proprietary Receipts from the Public					35,897,682,329.19
Total, Military Sales Program					35,897,682,329.19
United States International Development Finance Corporation					
Proprietary Receipts from the Public					
General Fund Accounts: Downward Reestimates of Subsidies, Urban and Environmental Credit Program, United States International Development Finance	077		2687	003	4,207,282.22
Loans, Downward Reestimates of Subsidy, United States International Development Finance Corporation	077		2689	003	336,643,953.32
Total, Proprietary Receipts from the Public					340,851,235.54
Total, United States International Development Finance Corporation					340,851,235.54
Total, International Assistance Programs					39,830,939,911.93
National Aeronautics and Space Administration					
Proprietary Receipts from the Public					
General Fund Accounts: General Fund Proprietary Interest, Not Otherwise Classified	080		1435	000	7,691.73

Receipts By Department - Continued

Classification	Account Symbol				Amount
	AID	A	MAIN	SUB	
General Fund Proprietary Receipts, Not Otherwise Classified, All Other	080		3220	000	2,020,782.40
Total, Proprietary Receipts from the Public					2,028,474.13
Intrabudgetary Receipts Deducted by Agency					
General Fund Accounts: Collections of Receivables from Canceled Accounts, National Aeronautics and Space Administration	080		3200	000	1,637,074.18
Total, Intrabudgetary Receipts Deducted by Agency					1,637,074.18
Undistributed Offsetting Receipts					
Trust Fund Accounts: Interest on Investments, Endeavor Teacher Fellowship Trust	080	X	8550	002	300.81
Earnings and Investments, Science, Space and Technology Education Trust Fund	080	X	8978	002	569,861.24
Gifts and Donations, National Aeronautics and Space Administration	080	X	8980	001	800.00
Total, Undistributed Offsetting Receipts					570,962.05
Total, National Aeronautics and Space Administration					4,236,510.36
National Science Foundation					
Proprietary Receipts from the Public					
General Fund Accounts: General Fund Proprietary Interest, Not Otherwise Classified	049		1435	000	3,654.67
Collections and Receivables from Cancelled Accounts	049		3200	000	108,468.02
General Fund Proprietary Receipts, Not Otherwise Classified, All Other	049		3220	000	3,048,649.79
Trust Fund Accounts: Donations to National Science Foundation	049	X	8960	001	32,242,213.72
Total, Proprietary Receipts from the Public					35,402,986.20
Total, National Science Foundation					35,402,986.20
Office of Personnel Management					
Budget Receipts					
Trust Fund Accounts: Deductions from Employees Salaries, Civil Service Retirement and Disability Fund	024	X	8135	001	4,967,476,149.73
Voluntary Contributions, Donations, Service Credit Payments, Etc., Civil Service Retirement and Disability Fund	024	X	8135	003	574,019,923.27
Contributions from Employing Non-Federal Agencies, Civil Service Retirement and Disability Fund	024	X	8135	021	26,370,892.78
Total, Budget Receipts					5,567,866,965.78
Proprietary Receipts from the Public					
General Fund Accounts: General Fund Proprietary Receipts, Not Otherwise Classified, All Other	024		3220	000	55,009,110.06
Total, Proprietary Receipts from the Public					55,009,110.06
Intrabudgetary Receipts Deducted by Agency					
Special Fund Accounts: Earnings on Investments, Postal Service Contributions for Retiree Health, Office of Personnel Management	024	X	5391	002	1,020,557,271.64
Transfer from Civil Service Fund for Excess Postal Pension, Retiree Health Benefits, Office of Personnel Management	024	X	5391	004	269,851.19
Trust Fund Accounts: Federal Contribution, Civil Service Retirement and Disability Fund	024	X	8135	005	45,975,384,414.00
Receipts Transferred from Foreign Service Retirement and Disability Fund, Civil Service Retirement and Disability Fund	024	X	8135	006	3,751.89
Employing Agency Payments for Salaries of Reemployed Annuitants, (Suspense) Civil Service Retirement and Disability	024	X	8135	007	38,051,887.22
Total, Intrabudgetary Receipts Deducted by Agency					47,034,267,175.94
Undistributed Offsetting Receipts					
Trust Fund Accounts: Employing Agency Contributions, Suspense, Civil Service Retirement and Disability Fund	024	X	8135	002	37,764,065,753.24
Earnings on Investments, Civil Service Retirement and Disability Fund	024	X	8135	004	22,996,268,227.47
Employer's Contributions from Off-Budget Federal Agencies, Civil Service Retirement and Disability Fund	024	X	8135	022	4,059,859,171.73
Interest Received by the Trust Fund from Federal Financing Bank Obligations, Civil Service Retirement Disability Fund	024	X	8135	025	191,997,157.50
Total, Undistributed Offsetting Receipts					65,012,190,309.94
Total, Office of Personnel Management					117,669,333,561.72
Small Business Administration					
Proprietary Receipts from the Public					
General Fund Accounts: Disaster Loan Program, Downward Reestimates of Subsidies	073		2721	003	20,483,317,040.00
Business Loan Program, Negative Subsidies, Small Business Administration	073		2722	001	24,133,714.24
Business Loan Program, Downward Reestimates of Subsidies	073		2722	003	7,280,037,222.00
General Fund Proprietary Receipts, Not Otherwise Classified, All Other	073		3220	000	14,934.24
Budget Clearing Accounts: Budget Clearing Account (Suspense), Small Business Administration	073	F	3875	000	49,624,674.08
Total, Proprietary Receipts from the Public					27,837,127,584.56
Intrabudgetary Receipts Deducted by Agency					

Receipts By Department - Continued

Classification	Account Symbol				Amount
	AID	A	MAIN	SUB	
General Fund Accounts: Collections of Receivables from Cancelled Accounts, Small Business Administration	073		3200	000	7,178.75
Budget Clearing Accounts: Undistributed Intragovernmental Payments, Small Business Administration	073	F	3885	000	671,636.42
Total, Intradepartmental Receipts Deducted by Agency					678,815.17
Total, Small Business Administration					27,837,806,399.73
Social Security Administration					
Budget Receipts					
Trust Fund Accounts: Transfers from General Fund of Amounts Equal to FICA Taxes, Federal Old-Age and Survivors Insurance Trust Fund	028	X	8006	001	770,274,784,426.18
Transfers from General Fund of Amounts Equal to SECA Taxes, Federal Old-Age and Survivors Insurance Trust Fund	028	X	8006	011	43,759,366,508.06
Transfers from General Fund of Amounts Equal to FICA Taxes, Federal Disability Insurance Trust Fund	028	X	8007	001	130,843,505,295.68
Transfers from General Fund of Amounts Equal to SECA Taxes, Federal Disability Insurance Trust Fund	028	X	8007	011	7,444,566,941.10
Total, Budget Receipts					952,322,223,171.02
Proprietary Receipts from the Public					
General Fund Accounts: General Fund Proprietary Interest, Not Otherwise Classified, Social Security Administration	028		1435	000	4,020.48
SSI, Attorney Fees	028		2417	000	7,076,522.99
SSI Administrative Fee Receipts Account, Social Security Administration	028		2418	000	84,349,465.00
Recovery of Beneficiary Overpayments from the Supplemental Security Income Program, Health and Human Services	028		3096	000	2,235,986,815.06
General Fund Proprietary Receipts, Not Otherwise Classified, All Other, Social Security Administration	028		3220	000	24,446.42
Special Fund Accounts: State Supplemental Fees, Social Security Administration	028		5419	001	126,355,498.57
Administration Fees, Special Benefits for Certain World War II Veterans, Social Security Administration	028		5555	001	19,272.07
Trust Fund Accounts: Tax Refund, Offset Collections, Federal Old-Age Survivors Insurance Trust Fund	028	X	8006	009	-141,956.85
Non-Attorney Fees, Federal Old Age Survivors Insurance Trust Fund	028	X	8006	028	290,000.00
Other Proprietary Receipts, Federal Old-Age and Survivors Insurance Trust Fund	028	X	8006	029	7,334,775.60
Attorney Fees, Federal Old-Age and Survivors Insurance Trust Fund	028	X	8006	031	538,169.14
Gifts, Federal Old-Age and Survivors Insurance Trust Fund	028	X	8006	042	191,501.19
Tax Refund, Offset Collections, Federal Disability Insurance Trust Fund	028	X	8007	009	-388,932.95
Interest Income, Cash Management Improvement Act, Federal Disability Trust Fund	028	X	8007	014	17,927.00
Attorney Fees, Federal Disability Insurance Trust Fund	028	X	8007	031	20,402,909.70
Total, Proprietary Receipts from the Public					2,482,060,433.42
Intradepartmental Receipts Deducted by Agency					
Trust Fund Accounts: Miscellaneous Federal Payments, Federal Old-Age and Survivors Insurance Trust Fund	028	X	8006	006	34,325,380,348.05
FOASI, General Fund Payments for Payroll Tax Holiday, SSA	028	X	8006	018	1,609,346.05
Federal Payments for Pension Reform Administrative Expenses, Federal Old-Age and Survivors Insurance Trust Fund	028	X	8006	043	2,283,104.86
Miscellaneous Federal Payments, Federal Disability Insurance Trust Fund	028	X	8007	006	480,651,271.17
FDI, General Fund Payments for Payroll Tax Holiday, SSA	028	X	8007	018	273,285.66
Total, Intradepartmental Receipts Deducted by Agency					34,810,197,355.79
Undistributed Offsetting Receipts					
Trust Fund Accounts: Earnings on Investments, Federal Old-Age and Survivors Insurance Trust Fund	028	X	8006	002	70,535,325,352.47
Transfers from General Fund of Amounts Equal to Federal Employer Contributions for FICA Taxes, Federal Old-Age and Survivors	028	X	8006	012	17,002,000,000.00
Earnings on Investments, Federal Disability Insurance Trust Fund	028	X	8007	002	2,717,898,410.35
Transfers from General Fund of Amounts Equal to Federal Employer Contributions for FICA Taxes, Federal Disability Insurance	028	X	8007	012	2,888,000,000.00
Total, Undistributed Offsetting Receipts					93,143,223,762.82
Total, Social Security Administration					1,082,757,704,723.05
Independent Agencies					
Barry Goldwater Scholarship and Excellence in Education Foundation					
Proprietary Receipts from the Public					
Trust Fund Accounts: Trust Fund, Barry Goldwater Scholarship and Excellence in Education Foundation	313	X	8281	003	500.00
Total, Proprietary Receipts from the Public					500.00
Undistributed Offsetting Receipts					
Trust Fund Accounts: Interest on Investments, Barry Goldwater Scholarship and Excellence in Education Foundation	313	X	8281	002	1,913,052.99
Total, Undistributed Offsetting Receipts					1,913,052.99
Total, Barry Goldwater Scholarship and Excellence in Education Foundation					1,913,552.99
Broadcasting Board of Governors					
Proprietary Receipts from the Public					
General Fund Accounts: General Fund Proprietary Receipts, Not Otherwise Classified, All Other, United States Agency for Global Media	514		3220	068	56,572.18
Budget Clearing Accounts:					

Receipts By Department - Continued

Classification	Account Symbol				Amount
	AID	A	MAIN	SUB	
Proceeds of Sale, Personal Property, United States Agency for Global Media	514	F	3845	068	-24,279.84
Total, Proprietary Receipts from the Public					32,292.34
Intrabudgetary Receipts Deducted by Agency					
Trust Fund Accounts:					
Foreign Service National Separation Liability Trust Fund, United States Agency for Global Media	514	X	8285	001	467,902.00
Total, Intrabudgetary Receipts Deducted by Agency					467,902.00
Total, Broadcasting Board of Governors					500,194.34
Bureau of Consumer Financial Protection					
Budget Receipts					
Special Fund Accounts:					
Transfers from the Federal Reserve Board, Bureau of Consumer Financial Protection Fund	581	X	5577	001	595,900,000.00
Interstate Land Sales, Bureau of Consumer Financial Protection	581	X	5577	003	95,100.00
Penalties and Fines, Consumer Financial Protection, Bureau of Consumer Financial Protection	581	X	5578	001	61,411,211.00
Total, Budget Receipts					657,406,311.00
Proprietary Receipts from the Public					
General Fund Accounts:					
General Fund Proprietary Receipts, Not Otherwise Classified, All Other, FOIA Fees, Bureau of Consumer Financial Protection	581		3220	085	30.00
Total, Proprietary Receipts from the Public					30.00
Intrabudgetary Receipts Deducted by Agency					
Special Fund Accounts:					
Earnings on Investments, Bureau of Consumer Financial Protection Fund	581	X	5577	002	253,493.88
Total, Intrabudgetary Receipts Deducted by Agency					253,493.88
Total, Bureau of Consumer Financial Protection					657,659,834.88
Commission on Civil Rights					
Intrabudgetary Receipts Deducted by Agency					
General Fund Accounts:					
Collections of Receivables from Cancelled Accounts, Commission on Civil Rights	326		3200	019	114.31
Total, Intrabudgetary Receipts Deducted by Agency					114.31
Total, Commission on Civil Rights					114.31
Committee for Purchase from People who are Blind or Severely Disabled					
Proprietary Receipts from the Public					
General Fund Accounts:					
General Fund Proprietary Receipts, Not Otherwise Classified, All Other, Committee for Purchase from People Who Are Blind or	338		3220	020	200.00
Total, Proprietary Receipts from the Public					200.00
Total, Committee for Purchase from People who are Blind or Severely Disabled					200.00
Commodity Futures Trading Commission					
Proprietary Receipts from the Public					
General Fund Accounts:					
General Fund Proprietary Receipts, Not Otherwise Classified, All Other, Commodity Futures Trading Commission	339		3220	140	37,263.71
Total, Proprietary Receipts from the Public					37,263.71
Total, Commodity Futures Trading Commission					37,263.71
Consumer Product Safety Commission					
Proprietary Receipts from the Public					
General Fund Accounts:					
General Fund Proprietary Interest, Not Otherwise Classified	061		1435	000	.15
General Fund Proprietary Receipts, Not Otherwise Classified, All Other	061		3220	000	7,602.46
Total, Proprietary Receipts from the Public					7,602.61
Total, Consumer Product Safety Commission					7,602.61
Corporation for National and Community Service					
Proprietary Receipts from the Public					
General Fund Accounts:					
General Fund Proprietary Interest, Not Otherwise Classified, Corporation for National and Community Service	485		1435	055	9.60
General Fund Proprietary Receipts, Not Otherwise Classified, All Other, Corporation for National and Community Service	485		3220	055	681,878.83
Trust Fund Accounts:					
Gifts and Contributions, Action	485	X	8981	001	22,523.00
Total, Proprietary Receipts from the Public					704,411.43

Receipts By Department - Continued

Classification	Account Symbol				Amount
	AID	A	MAIN	SUB	
Intrabudgetary Receipts Deducted by Agency					
General Fund Accounts: Collections of Receivables from Canceled Accounts, Corporation for National and Community Service	485		3200	055	593,537.88
Trust Fund Accounts: Payment from the General Fund, Corporation for National and Community Service	485	X	8267	003	185,000,000.00
Payment from Operating Expenses, National Service Trust Fund	485	X	8267	005	18,379,923.00
Total, Intrabudgetary Receipts Deducted by Agency					203,973,460.88
Undistributed Offsetting Receipts					
Trust Fund Accounts: Interest on Investments, Corporation for National Community Service	485	X	8267	002	1,092,025.68
Total, Undistributed Offsetting Receipts					1,092,025.68
Total, Corporation for National and Community Service					205,769,897.99
Corporation for Travel Promotion					
Budget Receipts					
Special Fund Accounts: Fees, Travel Promotion Fund, Corporation for Travel Promotion	580		5585	001	12,968,820.00
Total, Budget Receipts					12,968,820.00
Total, Corporation for Travel Promotion					12,968,820.00
District of Columbia					
Intrabudgetary Receipts Deducted by Agency					
General Fund Accounts: Collections of Receivables from Cancelled Accounts, District of Columbia	349		3200	069	1,231.26
Total, Intrabudgetary Receipts Deducted by Agency					1,231.26
District of Columbia Courts					
Budget Receipts					
Special Fund Accounts: Fines and Fees, District of Columbia Victims Compensation Fund, District of Columbia Courts	349	X	5676	001	4,772,386.61
Trust Fund Accounts: Deductions from Employees Salaries	020	X	8212	001	625,530.88
Total, Budget Receipts					5,397,917.49
Proprietary Receipts from the Public					
General Fund Accounts: General Fund Proprietary Receipts, Not Otherwise Classified, All Other, Public Defender Service, District of Columbia	511		3220	070	1,596.00
Total, Proprietary Receipts from the Public					1,596.00
Intrabudgetary Receipts Deducted by Agency					
Trust Fund Accounts: Federal Payments to D.C. Judicial Retirement and Survivors Annuity Fund	020	X	8212	003	18,738,000.00
Total, Intrabudgetary Receipts Deducted by Agency					18,738,000.00
Undistributed Offsetting Receipts					
Trust Fund Accounts: Interest on Investments	020	X	8212	002	2,496,431.90
Total, Undistributed Offsetting Receipts					2,496,431.90
Total, District of Columbia Courts					26,633,945.39
District of Columbia General and Special Payments					
Proprietary Receipts from the Public					
General Fund Accounts: General Fund Proprietary Receipts, Not Otherwise Classified, All Other, District of Columbia	349		3220	069	4,163.73
Total, Proprietary Receipts from the Public					4,163.73
Intrabudgetary Receipts Deducted by Agency					
Special Fund Accounts: Federal Contribution, DC Federal Pension Fund	020	X	5511	001	576,504,000.00
Earnings on Investments, DC Federal Pension Fund	020	X	5511	002	18,522,383.16
Total, Intrabudgetary Receipts Deducted by Agency					595,026,383.16
Total, District of Columbia General and Special Payments					595,030,546.89
Total, District of Columbia					621,665,723.54

Receipts By Department - Continued

Classification	Account Symbol				Amount
	AID	A	MAIN	SUB	
Election Assistance Commission					
Budget Receipts					
General Fund Accounts:					
Fines, Penalties, and Forfeitures, Not Otherwise Classified, Election Assistance Commission	525		1099	062	51.39
Total, Budget Receipts					51.39
Proprietary Receipts from the Public					
General Fund Accounts:					
General Fund Proprietary Interest, Not Otherwise Classified, Election Assistance Commission	525		1435	062	10.26
General Fund Proprietary Receipts, Not Otherwise Classified, All Other, Election Assistance Commission	525		3220	062	100.00
Total, Proprietary Receipts from the Public					110.26
Total, Election Assistance Commission					161.65
Equal Employment Opportunity Commission					
Proprietary Receipts from the Public					
General Fund Accounts:					
General Fund Proprietary Receipts, Not Otherwise Classified, All Other	045		3220	000	270,307.40
Total, Proprietary Receipts from the Public					270,307.40
Intrabudgetary Receipts Deducted by Agency					
General Fund Accounts:					
Collections of Receivables from Cancelled Accounts, Equal Employment Opportunity Commission	045		3200	000	14,908.66
Total, Intrabudgetary Receipts Deducted by Agency					14,908.66
Total, Equal Employment Opportunity Commission					285,216.06
Export-Import Bank of the United States					
Proprietary Receipts from the Public					
General Fund Accounts:					
Export Import Bank Guaranteed Loans, Downward Reestimates	083		2727	003	54,067,931.00
Total, Proprietary Receipts from the Public					54,067,931.00
Total, Export-Import Bank of the United States					54,067,931.00
Farm Credit Administration					
Proprietary Receipts from the Public					
General Fund Accounts:					
General Fund Proprietary Interest, Not Otherwise Classified	352		1435	000	.21
General Fund Proprietary Receipts, Not Otherwise Classified, All Other	352		3220	001	25,244.64
Total, Proprietary Receipts from the Public					25,244.85
Total, Farm Credit Administration					25,244.85
Federal Communications Commission					
Budget Receipts					
Special Fund Accounts:					
Universal Service Fund, Federal Communications Commission	027	X	5183	001	9,189,627,194.94
Contributions for Telecommunications Relay Services, Telecommunications Relay Services Fund	027	X	5700	001	1,562,173,972.86
Total, Budget Receipts					10,751,801,167.80
Proprietary Receipts from the Public					
General Fund Accounts:					
Fees and Other Charges for Communication and Transportation Service, Not Otherwise Classified	027		2429	000	28,553,620.58
General Fund Proprietary Receipts, Not Otherwise Classified, All Other	027		3220	000	6,125,128.71
Total, Proprietary Receipts from the Public					34,678,749.29
Total, Federal Communications Commission					10,786,479,917.09
Federal Election Commission					
Proprietary Receipts from the Public					
General Fund Accounts:					
General Fund Proprietary Receipts, Not Otherwise Classified, All Other, Federal Election Commission	360		3220	160	215,599.67
Total, Proprietary Receipts from the Public					215,599.67
Total, Federal Election Commission					215,599.67
Federal Financial Institutions Examination Council					
Budget Receipts					
Special Fund Accounts:					
Registry Fees, Appraisal Subcommittee	362	X	5026	001	8,211,776.50

Receipts By Department - Continued

Classification	Account Symbol				Amount
	AID	A	MAIN	SUB	
Incremental Registry Fees (Dodd-Frank Act), Appraisal Subcommittee	362		5026	003	1,772,565.22
Total, Budget Receipts					9,984,341.72
Total, Federal Financial Institutions Examination Council					9,984,341.72
Federal Housing Finance Agency					
Budget Receipts					
Special Fund Accounts: Fees on GSES for Administrative Expenses, Federal Housing Finance Agency	537	X	5532	001	335,229,139.00
Total, Budget Receipts					335,229,139.00
Proprietary Receipts from the Public					
General Fund Accounts: General Fund Proprietary Receipts, Not Otherwise Classified, All Other, FOIA, Federal Housing Finance Agency	537		3220	080	5,294.00
Total, Proprietary Receipts from the Public					5,294.00
Intrabudgetary Receipts Deducted by Agency					
Special Fund Accounts: Interest Earnings on Investments in Treasury Securities, Federal Housing Finance Agency	537	X	5532	002	98,832.13
Total, Intrabudgetary Receipts Deducted by Agency					98,832.13
Total, Federal Housing Finance Agency					335,333,265.13
Federal Maritime Commission					
Proprietary Receipts from the Public					
General Fund Accounts: General Fund Proprietary Receipts, Not Otherwise Classified, All Other	065		3220	000	216,489.80
Total, Proprietary Receipts from the Public					216,489.80
Total, Federal Maritime Commission					216,489.80
Federal Mine Safety and Health Review Commission					
Proprietary Receipts from the Public					
General Fund Accounts: General Fund Proprietary Receipts, Not Otherwise Classified, All Other, Federal Mine Safety and Health Review Commission	368		3220	028	119.99
Total, Proprietary Receipts from the Public					119.99
Total, Federal Mine Safety and Health Review Commission					119.99
Federal Trade Commission					
Proprietary Receipts from the Public					
General Fund Accounts: General Fund Proprietary Receipts, Not Otherwise Classified, All Other	029		3220	000	8,143,460.05
Total, Proprietary Receipts from the Public					8,143,460.05
Total, Federal Trade Commission					8,143,460.05
Harry S Truman Scholarship Foundation					
Proprietary Receipts from the Public					
Trust Fund Accounts: Gifts and Donations, Harry S. Truman Scholarship Foundation	372	X	8296	001	130.56
Total, Proprietary Receipts from the Public					130.56
Undistributed Offsetting Receipts					
Trust Fund Accounts: Earnings on Investments, Harry S. Truman Scholarship Foundation	372	X	8296	002	717,856.56
Total, Undistributed Offsetting Receipts					717,856.56
Total, Harry S Truman Scholarship Foundation					717,987.12
Institute of Museum and Library Services					
Proprietary Receipts from the Public					
General Fund Accounts: General Fund Proprietary Receipts, Not Otherwise Classified, All Other, Institute for Museum and Library Services	474		3220	003	10,557.42
Trust Fund Accounts: Grants and Donations, Institute of Museum and Library Services	474	X	8080	001	3,400.00
Total, Proprietary Receipts from the Public					13,957.42
Total, Institute of Museum and Library Services					13,957.42
International Trade Commission					

Receipts By Department - Continued

Classification	Account Symbol				Amount
	AID	A	MAIN	SUB	
Proprietary Receipts from the Public					
General Fund Accounts:					
General Fund Proprietary Receipts, Not Otherwise Classified, All Other	034		3220	000	228.32
Total, Proprietary Receipts from the Public					228.32
Total, International Trade Commission					228.32
James Madison Memorial Fellowship Foundation					
Proprietary Receipts from the Public					
General Fund Accounts:					
General Fund Proprietary Interest, Not Otherwise Classified, James Madison Memorial Fellowship Foundation	381		1435	002	1,816.66
General Fund Proprietary Receipts, Not Otherwise Classified, All Other, James Madison Memorial Fellowship Foundation	381		3220	002	200.00
Total, Proprietary Receipts from the Public					2,016.66
Undistributed Offsetting Receipts					
Trust Fund Accounts:					
Earnings on Investments, James Madison Memorial Fellowship Trust Fund	381	X	8282	002	2,154,465.88
Total, Undistributed Offsetting Receipts					2,154,465.88
Total, James Madison Memorial Fellowship Foundation					2,156,482.54
Japan-United States Friendship Commission					
Undistributed Offsetting Receipts					
Trust Fund Accounts:					
Earnings on Investments, Japan-United States Friendship Commission Trust Fund	382	X	8025	002	1,695,107.14
Total, Undistributed Offsetting Receipts					1,695,107.14
Total, Japan-United States Friendship Commission					1,695,107.14
Morris K. Udall and Stewart L. Udall Foundation					
Intrabudgetary Receipts Deducted by Agency					
Trust Fund Accounts:					
General Fund Payments, Morris K. Udall and Stewart L. Udall Foundation	487	X	8615	001	1,800,000.00
Total, Intrabudgetary Receipts Deducted by Agency					1,800,000.00
Undistributed Offsetting Receipts					
Trust Fund Accounts:					
Interest on Investments, Morris K. Udall and Stewart L. Udall Foundation	487	X	8615	002	1,731,891.78
Total, Undistributed Offsetting Receipts					1,731,891.78
Total, Morris K. Udall and Stewart L. Udall Foundation					3,531,891.78
National Archives and Records Administration					
Proprietary Receipts from the Public					
General Fund Accounts:					
General Fund Proprietary Receipts, Not Otherwise Classified	088		3220	000	39,124.15
Trust Fund Accounts:					
Donations, National Archives Gift Fund, National Archives and Records Administration	088	X	8127	001	1,503,701.95
Interest Earned on Non-Federal Securities, National Archives and Records Administration	088	X	8127	003	525,618.50
Realized Gains on Non-Federal Securities, National Archives Gift Fund	088	X	8127	004	407,113.43
Proceeds from Non-Federal Securities Not Immediately Reinvested, National Archives Gift Fund	088	X	8127	005	489,927.48
Total, Proprietary Receipts from the Public					2,965,485.51
Undistributed Offsetting Receipts					
Trust Fund Accounts:					
Earnings on Investments, National Archives Gift Fund	088	X	8127	002	2,844.30
Total, Undistributed Offsetting Receipts					2,844.30
Total, National Archives and Records Administration					2,968,329.81
National Capital Planning Commission					
Proprietary Receipts from the Public					
General Fund Accounts:					
General Fund Proprietary Receipts, Not Otherwise Classified, All Other, National Capitol Planning Commission	394		3220	025	.51
Total, Proprietary Receipts from the Public					.51
Total, National Capital Planning Commission					.51
National Credit Union Administration					
Proprietary Receipts from the Public					

Receipts By Department - Continued

Classification	Account Symbol				Amount
	AID	A	MAIN	SUB	
General Fund Accounts: General Fund Proprietary Interest, Not Otherwise Classified, National Credit Union Administration	025		1435	000	50.50
Total, Proprietary Receipts from the Public					50.50
Total, National Credit Union Administration					50.50
National Endowment for the Arts					
Proprietary Receipts from the Public					
Trust Fund Accounts: Gifts and Donations, National Endowment for the Arts	417	X	8040	001	563,675.13
Total, Proprietary Receipts from the Public					563,675.13
Intrabudgetary Receipts Deducted by Agency					
General Fund Accounts: Collections of Receivables from Cancelled Accounts, National Endowment for the Arts	417		3200	001	.42
Total, Intrabudgetary Receipts Deducted by Agency					.42
Total, National Endowment for the Arts					563,675.55
National Endowment for the Humanities					
Proprietary Receipts from the Public					
General Fund Accounts: General Fund Proprietary Receipts, Not Otherwise Classified, All Other, National Endowment for the Humanities	418		3220	002	47,620.26
Trust Fund Accounts: Gifts and Donations, National Endowment for the Humanities	418	X	8050	001	35,428.01
Total, Proprietary Receipts from the Public					83,048.27
Total, National Endowment for the Humanities					83,048.27
National Labor Relations Board					
Proprietary Receipts from the Public					
General Fund Accounts: General Fund Proprietary Receipts, Not Otherwise Classified, All Other	420		3220	000	157,012.07
Total, Proprietary Receipts from the Public					157,012.07
Total, National Labor Relations Board					157,012.07
National Transportation Safety Board					
Proprietary Receipts from the Public					
General Fund Accounts: General Fund Proprietary Receipts, Not Otherwise Classified, All Other, National Transportation Safety Board	424		3220	003	11.50
Total, Proprietary Receipts from the Public					11.50
Total, National Transportation Safety Board					11.50
Nuclear Regulatory Commission					
Proprietary Receipts from the Public					
General Fund Accounts: General Fund Proprietary Interest, Not Otherwise Classified	031		1435	000	27,689.87
General Fund Proprietary Receipts, Not Otherwise Classified, All Other	031		3220	000	75,515.97
Total, Proprietary Receipts from the Public					103,205.84
Offsetting Governmental Receipts					
Special Fund Accounts: Nuclear Facilities Fees Fund, Nuclear Regulatory Commission	031	X	5280	001	714,255,497.06
Total, Offsetting Governmental Receipts					714,255,497.06
Total, Nuclear Regulatory Commission					714,358,702.90
Office of Government Ethics					
Proprietary Receipts from the Public					
General Fund Accounts: General Fund Proprietary Receipts, Not Otherwise Classified, All Other, Office of Government Ethics	434		3220	048	11,436.03
Total, Proprietary Receipts from the Public					11,436.03
Total, Office of Government Ethics					11,436.03
Other Commissions and Boards					
Proprietary Receipts from the Public					
General Fund Accounts:					

Receipts By Department - Continued

Classification	Account Symbol				Amount
	AID	A	MAIN	SUB	
General Fund Proprietary Receipts, Not Otherwise Classified, All Other, United States Commission on International Religious	295		3220	095	360.00
General Fund Proprietary Interest, Not Otherwise Classified, Federal Mine Safety and Health Review Commission	368		1435	028	15.86
General Fund Proprietary Interest, Not Otherwise Classified, Bureau of Consumer Financial Protection	581		1435	085	102.55
Trust Fund Accounts:					
Gifts and Donations, Commission for the Preservation of America's Heritage Abroad	321	X	8268	001	86,500.00
Budget Clearing Accounts:					
Collections and/or Payments Default, National Reconnaissance Office	571	F	3500	079	-1,353.17
Total, Proprietary Receipts from the Public					85,625.24
Total, Other Commissions and Boards					85,625.24
Patient-Centered Outcomes Research Trust Fund					
Budget Receipts					
Trust Fund Accounts:					
Fees on Health Insurance and Self-Insured Health Plans, Patient-Centered Outcomes Research Trust Fun	579		8299	001	326,572,804.80
Total, Budget Receipts					326,572,804.80
Intrabudgetary Receipts Deducted by Agency					
Trust Fund Accounts:					
Payment from the General Fund, Patient-Centered Outcomes Research Trust Fund	579		8299	003	285,000,000.00
Total, Intrabudgetary Receipts Deducted by Agency					285,000,000.00
Undistributed Offsetting Receipts					
Trust Fund Accounts:					
Earnings on Investments, Patient-Centered Outcomes Research Trust Fund	579		8299	002	21,906.41
Total, Undistributed Offsetting Receipts					21,906.41
Total, Patient-Centered Outcomes Research Trust Fund					611,594,711.21
Railroad Retirement Board					
Budget Receipts					
Trust Fund Accounts:					
Taxes, Social Security Equivalent Benefit Account, Railroad Retirement Board	060	X	8010	002	2,394,455,979.39
Receipts Transferred to Federal Hospital Insurance Trust Fund, Social Security Equivalent Benefit Account, Railroad	060	X	8010	021	-551,800,000.00
Railroad Retirement Taxes, Railroad Retirement Account	060	X	8011	002	2,874,561,217.95
Total, Budget Receipts					4,717,217,197.34
Proprietary Receipts from the Public					
Trust Fund Accounts:					
Gains and Losses on Private Sector Holdings, National Railroad Retirement Investment Trust	060	X	8118	001	6,452,601,873.94
Interest and Dividends on Private Sector Holdings, National Railroad Retirement Investment Trust	060	X	8118	003	453,132,300.47
Total, Proprietary Receipts from the Public					6,905,734,174.41
Intrabudgetary Receipts Deducted by Agency					
Trust Fund Accounts:					
Advances from the General Fund for Financial Interchange Interest, Social Security Equivalent Benefit Account, Railroad	060	X	8010	004	5,952,871.24
General Fund Payment, Social Security Equivalent Benefit Account, Railroad Retirement Board	060	X	8010	011	551,051,899.60
Income Tax Credits, Social Security Equivalent Benefit Account, Railroad Retirement Board	060	X	8010	012	281,000,000.00
Receipts from Federal Old-Age and Survivors Insurance (OASI) Trust Fund, Social Security Equivalent Benefit Account, Railroad	060	X	8010	031	4,792,466,000.00
Receipts from Disability Insurance (DI) Trust Fund, Social Security Equivalent Benefit Account, Railroad Retirement Board	060	X	8010	032	107,132,000.00
Federal Payments to Railroad Retirement Trust Funds, Railroad Retirement Account	060	X	8011	007	499,000,000.00
Payment from the National Railroad Retirement Investment Trust, Rail Industry Pension Fund, Railroad Retirement Board	060	X	8011	016	2,838,000,000.00
General Fund Payment, Limitation on the Office of Inspector General, Railroad Retirement Board	060	X	8018	001	500,000.00
General Fund Payment, Limitation on Administration, Railroad Retirement Board	060		8237	001	8,300.00
General Fund Payment, Limitation on Administration, Railroad Retirement Board	060	X	8237	001	27,975,000.00
Total, Intrabudgetary Receipts Deducted by Agency					9,103,086,070.84
Undistributed Offsetting Receipts					
Trust Fund Accounts:					
Earnings on Investments, Social Security Equivalent Benefit Account, Railroad Retirement Board	060	X	8010	001	23,381,191.54
Interest Transferred to Federal Hospital Insurance Trust Fund, Social Security Equivalent Benefit Account, Railroad	060	X	8010	018	-16,362,000.00
Earning on Investments, Railroad Retirement Account	060	X	8011	001	13,506,020.53
Earnings on Investments in Federal Securities, National Railroad Retirement Investment Trust	060	X	8118	002	9,396,235.04
Total, Undistributed Offsetting Receipts					29,921,447.11
Total, Railroad Retirement Board					20,755,958,889.70
Securities and Exchange Commission					
Budget Receipts					
Special Fund Accounts:					
Registration Fees, Securities and Exchange Commission Reserve Fund	050	X	5566	001	50,000,000.00
Monetary Sanctions, Investor Protection Fund, Securities and Exchange Commission	050	X	5567	001	472,066,246.30
Total, Budget Receipts					522,066,246.30
Proprietary Receipts from the Public					

Receipts By Department - Continued

Classification	Account Symbol				Amount
	AID	A	MAIN	SUB	
General Fund Accounts:					
General Fund Proprietary Interest, Not Otherwise Classified	050		1435	000	2,767.18
Post-Judgment Interest, Securities and Exchange Commission	050		1492	000	1,844,894.53
General Fund Proprietary Receipts, Not Otherwise Classified, All Other	050		3220	000	8,092.64
Budget Clearing Accounts:					
Budget Clearing Account (Suspense), Securities and Exchange Commission	050	F	3875	000	-27,173.51
Total, Proprietary Receipts from the Public					1,828,580.84
Intrabudgetary Receipts Deducted by Agency					
Special Fund Accounts:					
Interest, Investor Protection Fund, Securities and Exchange Commission	050	X	5567	002	2,739,123.01
Total, Intrabudgetary Receipts Deducted by Agency					2,739,123.01
Total, Securities and Exchange Commission					526,633,950.15
Smithsonian Institution					
Proprietary Receipts from the Public					
Budget Clearing Accounts:					
Proceeds of Sales, Personal Property, Smithsonian Institution	033	F	3845	001	38,631.27
Unavailable Check Cancellations and Overpayments (Suspense) National Gallery of Art	033	F	3880	002	20.50
Total, Proprietary Receipts from the Public					38,651.77
Intrabudgetary Receipts Deducted by Agency					
General Fund Accounts:					
Collections of Receivables from Cancelled Accounts, Smithsonian Institution	033		3200	000	2,879.86
Total, Intrabudgetary Receipts Deducted by Agency					2,879.86
Total, Smithsonian Institution					41,531.63
Surface Transportation Board					
Proprietary Receipts from the Public					
General Fund Accounts:					
General Fund Proprietary Interest, Not Otherwise Classified, Surface Transportation Board	472		1435	089	3.40
Total, Proprietary Receipts from the Public					3.40
Total, Surface Transportation Board					3.40
United States Court of Appeals for Veterans Claims					
Budget Receipts					
Special Fund Accounts:					
Fees, Practice and Registration Fees Fund, United States Court of Appeals for Veterans Claims	345	X	5113	001	23,150.00
Trust Fund Accounts:					
Employee Contributions, United States Court of Appeals for Veterans Claims	345	X	8290	001	89,055.12
Total, Budget Receipts					112,205.12
Undistributed Offsetting Receipts					
Trust Fund Accounts:					
Earnings on Investments, United States Court of Appeals for Veterans Claims	345	X	8290	002	811,058.71
Employing Agency Contributions, United States Court of Appeals for Veterans Claims	345	X	8290	003	5,783,000.00
Total, Undistributed Offsetting Receipts					6,594,058.71
Total, United States Court of Appeals for Veterans Claims					6,706,263.83
United States Interagency Council on Homelessness					
Budget Receipts					
General Fund Accounts:					
Fines, Penalties, and Forfeitures, Not Otherwise Classified, United States Interagency Council on Homelessness	376		1099	013	223.61
Total, Budget Receipts					223.61
Proprietary Receipts from the Public					
General Fund Accounts:					
General Fund Proprietary Interest, Not Otherwise Classified, United States Interagency Council on Homelessness	376		1435	013	96.82
General Fund Proprietary Receipts, Not Otherwise Classified, All Other, United States Interagency Council on Homelessness	376		3220	013	937.00
Total, Proprietary Receipts from the Public					1,033.82
Total, United States Interagency Council on Homelessness					1,257.43
Public Defender Service for the District of Columbia					
Proprietary Receipts from the Public					
Special Fund Accounts:					
Contributions, Public Defender Service for the District of Columbia	511	X	5722	001	282,075.00

Receipts By Department - Continued

Classification	Account Symbol				Amount
	AID	A	MAIN	SUB	
Total, Proprietary Receipts from the Public					282,075.00
Total, Public Defender Service for the District of Columbia					282,075.00
Total, Independent Agencies					35,322,837,180.43
Total, Receipts by Dept					5,569,852,256,090.77

Federal Securities Issued under Special Financing Authority

Agency	Account Symbol				Outstanding September 30, 2021	Outstanding September 30, 2020	Net Change September 30, 2020 to September 30, 2021
	AID	A	MAIN	SUB			
Obligations Guaranteed by the United States, Issued by: Department of Housing and Urban Development: Federal Housing Administration	086	X	4070	000	18,541,264.77	18,541,264.77	-----
Subtotal, Obligations Guaranteed by the United States					18,541,264.77	18,541,264.77	-----
Obligations Not Guaranteed by the United States, Issued by: Legislative Branch:							
Architect of the Capitol	010	X	4518	000	44,950,609.00	57,550,541.00	-12,599,932.00
Independent Agencies:							
Federal Communications Commission	027	X	1000	000	-0.01	-0.01	-----
National Archives and Records Administration	088	X	0300	000	0.50	0.50	-----
Tennessee Valley Authority	455	X	4110	000	19,438,314,131.00	20,075,177,593.00	-636,863,462.00
Subtotal, Obligations Not Guaranteed by the United States					19,483,264,740.49	20,132,728,134.49	-649,463,394.00
Total, Agency Securities					19,501,806,005.26	20,151,269,399.26	-649,463,394.00

Federal Securities Held as Investments of Government Accounts

Agency	Account Symbol				Outstanding September 30, 2021	Outstanding September 30, 2020	Net Change September 30, 2020 to September 30, 2021
	AID	POA	MAIN	SUB			
Federal Funds:							
Legislative Branch							
Architect of the Capitol:							
Capitol Visitor Center Revolving Fund, Architect of the Capitol	001	No Year	4296	000	11,727,309.72	20,386,755.04	-8,659,445.32
Library of Congress:							
Oliver Wendell Holmes Devises Fund, Library of Congress	003	No Year	5075	000	20,002.54	31,890.25	-11,887.71
Legislative Branch Boards and Commissions:							
Senate Preservation Fund, Library of Congress, Senate	000	No Year	5509	000	493,197.56	492,906.49	291.07
Department of Agriculture							
National Institute of Food and Agriculture:							
Native American Institutions Endowment Fund, Agriculture	012	No Year	5205	000	249,985,850.14	238,081,364.47	11,904,485.67
Department of Defense--Military Programs							
Defense Agencies:							
Defense Cooperation Account, Defense	097	No Year	5187	000	7,914,459.23	8,024,670.75	-110,211.52
Department of Energy							
Energy Programs:							
Nuclear Waste Disposal Fund, Energy Programs, Energy	089	No Year	5227	000	55,318,509,419.81	54,665,600,289.69	652,909,130.12
Uranium Enrichment Decontamination and Decommissioning Fund, Energy Programs, Energy	089	No Year	5231	000	343,960,000.00	851,447,000.00	-507,487,000.00
Power Marketing Administration:							
Bonneville Power Administration Fund, Power Marketing Administration, Energy	089	No Year	4045	000	.00	491,000,000.00	-491,000,000.00
Department of Homeland Security							
Federal Emergency Management Agency:							
National Flood Insurance Reserve Fund, Homeland Security	070	No Year	5701	000	1,341,657,872.44	1,645,443,386.65	-303,785,514.21
Department of Housing and Urban Development							
Housing Programs:							
FHA, Mutual Mortgage Insurance Capital Reserve Account, Housing and Urban Development	086	No Year	0236	000	94,131,920,682.15	67,936,554,212.03	26,195,366,470.12
Government National Mortgage Association:							
Guarantees of Mortgage-Backed Securities Capital Reserve Account, Government National Mortgage Association, Housing and Urban Development	086	No Year	0238	000	14,170,608,000.00	8,400,366,000.00	5,770,242,000.00
Guarantees of Mortgage-Backed Securities Fund, Government National Mortgage Association, Housing and Urban Development	086	No Year	4238	000	123,057,000.00	124,212,000.00	-1,155,000.00
Department of the Interior							
Bureau of Land Management:							
Southern Nevada Public Land Management, Bureau of Land Management	014	No Year	5232	000	1,060,312,956.18	1,013,049,320.27	47,263,635.91
Lincoln County Land Act, Bureau of Land Management	014	No Year	5469	000	29,172,777.86	29,572,229.49	-399,451.63
Office of Surface Mining Reclamation and Enforcement:							
Abandoned Mine Reclamation Fund, Office of Surface Mining Reclamation and Enforcement	014	No Year	5015	000	2,571,868,654.96	2,633,292,296.84	-61,423,641.88
Bureau of Reclamation:							
Lower Colorado River Basin Development Fund, Bureau of Reclamation	014	No Year	4079	000	326,293,740.52	322,572,337.82	3,721,402.70
Reclamation Water Settlements Fund, Bureau of Reclamation, Interior	014	No Year	5593	000	364,407,208.57	243,419,124.37	120,988,084.20
Blackfeet Water Settlement Implementation Fund, Bureau of Reclamation, Interior	014	No Year	5668	000	69,956,962.88	44,047,997.56	25,908,965.32
Central Utah Project:							
Utah Reclamation Mitigation and Conservation Account, Interior	014	No Year	5174	000	119,880,008.70	138,144,026.75	-18,264,018.05
United States Fish and Wildlife Service:							
Federal Aid to Wildlife Restoration, United States Fish and Wildlife Service	014	No Year	5029	000	2,540,000,000.00	2,060,000,000.00	480,000,000.00
Bureau of Indian Affairs and Bureau of Indian Education:							
Operation and Maintenance, Indian Irrigation Systems, Bureau of Indian Affairs (T)	014	No Year	5240	000	52,586,000.00	50,719,000.00	1,867,000.00
High-Hazard Indian Dam Safety Deferred Maintenance Fund, Bureau of Indian Affairs and Bureau of Indian Education, Interior	014	No Year	5637	000	116,312,000.00	93,477,000.00	22,835,000.00

Federal Securities Held as Investments of Government Accounts - Continued

Agency	Account Symbol				Outstanding September 30, 2021	Outstanding September 30, 2020	Net Change September 30, 2020 to September 30, 2021
	AID	POA	MAIN	SUB			
Low-Hazard Indian Dam Safety Deferred Maintenance Fund, Bureau of Indian Affairs and Bureau of Indian Education, Interior	014	No Year	5638	000	51,130,000.00	41,093,000.00	10,037,000.00
Indian Irrigation Fund, Bureau of Indian Affairs and Bureau of Indian Education, Interior	014	No Year	5639	000	148,601,000.00	123,488,000.00	25,113,000.00
Power Systems, Indian Irrigation Projects, Bureau of Indian Affairs	014	No Year	5648	000	30,416,000.00	24,661,000.00	5,755,000.00
Departmental Offices:							
Environmental Improvement and Restoration Fund, Office of Natural Resources Revenue, Interior	014	No Year	5425	000	1,560,311,175.77	1,542,237,365.22	18,073,810.55
Department-Wide Programs:							
Natural Resource Damage Assessment and Restoration Fund, Office of the Secretary	014	No Year	5198	000	2,025,042,980.79	1,896,322,900.33	128,720,080.46
National Parks and Public Land Legacy Restoration Fund, Department-Wide Programs, Interior	014	No Year	5715	000	1,660,475,496.14	.00	1,660,475,496.14
Bureau of Trust Fund Administration:							
Tribal Special Fund, Bureau of Trust Funds Administration, Interior	014	No Year	5265	000	79,484,324.55	93,984,652.17	-14,500,327.62
Department of Justice							
Legal Activities and U.S. Marshals:							
Assets Forfeiture Fund, Justice	015	No Year	5042	000	1,338,805,113.76	3,224,061,596.73	-1,885,256,482.97
United States Trustee System Fund, Justice	015	No Year	5073	000	236,427,074.29	156,761,996.98	79,665,077.31
United States Victims of State Sponsored Terrorism Fund, General Legal Activities, Justice	015	No Year	5608	000	167,686,489.00	167,633,025.39	53,463.61
Federal Prison System:							
Prison Industries Fund, Justice	015	No Year	4500	000	276,934,869.84	286,568,591.36	-9,633,721.52
Department of Labor							
Pension Benefit Guaranty Corporation:							
Pension Benefit Guaranty Corporation Fund, Pension Benefit Guaranty Corporation, Labor	016	No Year	4204	000	50,323,024,859.07	45,552,729,544.47	4,770,295,314.60
Office of Workers' Compensation Programs:							
Panama Canal Commission Compensation Fund, Labor	016	No Year	5155	000	18,260,459.05	21,996,277.07	-3,735,818.02
Department of State							
Administration of Foreign Affairs:							
Foreign Service National Defined Contributions Retirement Fund, State	019	No Year	5497	000	44,401,078.52	32,654,624.69	11,746,453.83
Other:							
International Center, Washington, D. C., State	019	No Year	5151	000	12,007,063.20	12,010,514.24	-3,451.04
Department of Transportation							
Federal Aviation Administration:							
Aviation Insurance Revolving Fund, Transportation	069	No Year	4120	000	2,217,198,312.08	2,302,424,155.89	-85,225,843.81
Maritime Administration:							
War-Risk Insurance Revolving Fund, Maritime Administration, Transportation	069	No Year	4302	000	32,008,818.83	50,316,019.12	-18,307,200.29
Department of the Treasury							
Departmental Offices:							
Exchange Stabilization Fund, Office of the Secretary, Treasury	020	No Year	4444	000	22,836,891,221.85	11,169,942,384.23	11,666,948,837.62
Financial Research Fund, Departmental Offices, Treasury	020	No Year	5590	000	80,287,023.81	83,562,572.12	-3,275,548.31
Treasury Forfeiture Fund, Treasury	020	No Year	5697	000	1,824,821,868.77	1,218,276,836.75	606,545,032.02
Department of Veterans Affairs							
Benefits Programs:							
Servicemen's Group Life Insurance Fund, Veterans Affairs	036	No Year	4009	000	2,523,282,000.00	1,261,883,000.00	1,261,399,000.00
Veterans Reopened Insurance Fund, Veterans Affairs	036	No Year	4010	000	49,330,000.00	65,579,000.00	-16,249,000.00
Other Defense Civil Programs							
Retiree Health Care:							

Federal Securities Held as Investments of Government Accounts - Continued

Agency	Account Symbol				Outstanding September 30, 2021	Outstanding September 30, 2020	Net Change September 30, 2020 to September 30, 2021
	AID	POA	MAIN	SUB			
Department of Defense, Medicare-Eligible Retiree Health Care Fund	097	No Year	5472	000	289,737,898,261.69	268,894,246,706.69	20,843,651,555.00
International Assistance Programs							
United States International Development Finance Corporation:							
Corporate Capital Account, United States International Development Finance Corporation	077	No Year	4483	000	6,128,423,252.28	6,165,130,479.50	-36,707,227.22
Office of Personnel Management							
Postal Service Contributions for Retiree Health Benefits, Office of Personnel Management	024	No Year	5391	000	38,848,842,000.00	41,867,961,000.00	-3,019,119,000.00
Independent Agencies							
Bureau of Consumer Financial Protection:							
Bureau of Consumer Financial Protection Fund, Bureau of Consumer Financial Protection	581	No Year	5577	000	282,600,000.00	245,500,000.00	37,100,000.00
Commodity Futures Trading Commission:							
Commodity Futures Trading Commission Customer Protection Fund, Commodity Futures Trading Commission	339	No Year	4334	000	.00	117,000,000.00	-117,000,000.00
District of Columbia:							
District of Columbia General and Special Payments:							
District of Columbia Federal Pension Fund, Treasury	020	No Year	5511	000	3,860,511,335.64	3,815,494,911.35	45,016,424.29
Farm Credit Administration:							
Revolving Fund for Administrative Expenses, Farm Credit Administration	352	No Year	4131	000	38,616,055.15	34,293,908.42	4,322,146.73
Farm Credit System Insurance Corporation:							
Farm Credit Insurance Fund, Capital Corporation Investment Fund, Farm Credit Administration	352	No Year	4136	000	5,365,342,698.75	5,152,894,966.98	212,447,731.77
Federal Deposit Insurance Corporation:							
Deposit Insurance:							
Deposit Insurance Fund, Federal Deposit Insurance Corporation	051	No Year	4596	000	115,527,058,000.00	108,949,038,000.00	6,578,020,000.00
FSLIC Resolution:							
The FSLIC Resolution Fund	051	No Year	4065	000	881,871,000.00	881,479,000.00	392,000.00
Federal Housing Finance Agency:							
Administrative Expenses, Federal Housing Finance Agency	537	No Year	5532	000	130,025,506.23	98,300,283.14	31,725,223.09
Morris K. Udall and Stewart L. Udall Foundation:							
Environmental Dispute Resolution Fund, Morris K. Udall and Stewart L. Udall Foundation	487	No Year	0925	000	2,200,000.00	5,400,000.00	-3,200,000.00
National Credit Union Administration:							
Operating Fund, National Credit Union Administration	025	No Year	4056	000	120,536,000.00	139,970,000.00	-19,434,000.00
National Credit Union Share Insurance Fund, National Credit Union Administration	025	No Year	4468	000	18,527,595,723.16	16,609,518,723.16	1,918,077,000.00
Central Liquidity Facility, National Credit Union Administration	025	No Year	4470	000	1,148,144,943.21	1,033,451,210.56	114,693,732.65
Community Development Revolving Loan Fund, National Credit Union Administration	025	No Year	4472	000	7,632,000.00	7,778,000.00	-146,000.00
Postal Service:							
Postal Service Fund	018	No Year	4020	002	24,655,000,000.00	14,990,500,000.00	9,664,500,000.00
Presidio Trust:							
Expenses, Presidio Trust	512	No Year	4331	000	152,696,000.00	153,244,000.00	-548,000.00
Securities and Exchange Commission:							
Investor Protection Fund, Securities and Exchange Commission	050	No Year	5567	000	258,191,347.43	309,060,686.05	-50,869,338.62
United States Enrichment Corporation Fund:							
United States Enrichment Corporation Fund	486	No Year	4054	000	1,430,576,000.00	1,717,171,000.00	-286,595,000.00
Total, Public Debt Securities					767,591,231,456.12	681,525,553,741.08	86,065,677,715.04
Total, Federal Funds					767,591,231,456.12	681,525,553,741.08	86,065,677,715.04
Trust Funds:							
Legislative Branch							
Library of Congress:							
Library of Congress Gift Fund, Library of Congress	003	No Year	8031	000	21,507,669.24	12,042,975.18	9,464,694.06

Federal Securities Held as Investments of Government Accounts - Continued

Agency	Account Symbol				Outstanding September 30, 2021	Outstanding September 30, 2020	Net Change September 30, 2020 to September 30, 2021
	AID	POA	MAIN	SUB			
Library of Congress Trust Fund, Library of Congress	003	No Year	8032	000	14,384,454.01	13,031,716.07	1,352,737.94
United States Tax Court:							
Tax Court Judges Survivors Annuity Fund, United States Tax Court	023	No Year	8115	000	13,173,212.05	12,904,715.29	268,496.76
Legislative Branch Boards and Commissions:							
Open World Leadership Center Trust Fund	009	No Year	8148	000	6,355,000.00	2,782,000.00	3,573,000.00
John C. Stennis Center for Public Service Training and Development	009	No Year	8275	000	17,293,000.00	16,822,000.00	471,000.00
Capitol Preservation Fund, U.S. Capitol Preservation Commission	009	No Year	8300	000	11,162,999.78	11,156,442.86	6,556.92
Judicial Branch							
Judicial Retirement Funds:							
Judicial Survivors Annuity Fund, The Judiciary	010	No Year	8110	000	579,586,595.03	550,384,327.82	29,202,267.21
Judicial Officers Retirement Fund, The Judiciary	010	No Year	8122	000	990,721,806.00	853,535,759.90	137,186,046.10
Claims Court Judges Retirement Fund, The Judiciary	010	No Year	8124	000	39,380,406.03	38,757,180.52	623,225.51
Department of Agriculture							
Forest Service:							
Land Between the Lakes Trust Fund, Forest Service, Agriculture	012	No Year	8039	000	5,684,059.83	5,684,059.83	.00
Department of Commerce							
National Telecommunications and Information Administration:							
Public Safety Trust Fund, National Telecommunications and Information Administration, Commerce	013	No Year	8233	000	12,159,072,194.22	7,665,715,184.52	4,493,357,009.70
Department of Defense--Military Programs							
Department of the Army:							
Department of the Army General Gift Fund, Army	021	No Year	8927	000	2,497,914.20	358,709.88	2,139,204.32
Department of the Navy:							
Department of the Navy General Gift Fund, Navy	017	No Year	8716	000	49,774.21	49,774.21	.00
United States Naval Academy General Gift Fund	017	No Year	8733	000	4,908,600.00	4,993,400.00	-84,800.00
Department of the Air Force:							
Department of the Air Force General Gift Fund, Air Force	057	No Year	8928	000	6,884.17	6,879.30	4.87
Defense Agencies:							
National Security Education Trust Fund, Defense	097	No Year	8168	000	1,743,907.34	1,794,223.08	-50,315.74
Voluntary Separation Incentive Fund, Defense	097	No Year	8335	000	62,016,317.76	74,796,570.05	-12,780,252.29
Host Nation Support for U.S. Relocation Activities, Defense	097	No Year	8337	000	126,288,613.54	162,369,431.96	-36,080,818.42
Support for U.S. Relocation to Guam Activities, Defense	097	No Year	8358	000	1,671,059,437.83	1,625,334,610.64	45,724,827.19
Department of Health and Human Services							
Health Resources and Services Administration:							
Vaccine Injury Compensation Trust Fund - Treasury Managed, Health and Human Services	075	No Year	8175	000	4,054,408,835.60	3,967,040,677.49	87,368,158.11
Centers for Medicare and Medicaid Services:							
Federal Supplementary Medical Insurance Trust Fund-Treasury Managed, Health and Human Services	075	No Year	8004	000	170,677,159,000.00	87,477,059,000.00	83,200,100,000.00
Federal Hospital Insurance Trust Fund - Treasury Managed, Health and Human Services	075	No Year	8005	000	136,167,675,000.00	133,734,724,000.00	2,432,951,000.00
Program Support Center:							
National Institutes of Health Unconditional Gift Fund, Health and Human Services	075	No Year	8248	000	27,666,494.40	29,755,608.58	-2,089,114.18
National Institutes of Health Conditional Gift Fund, Health and Human Services	075	No Year	8253	000	1,195,479.37	1,160,299.83	35,179.54
Patients' Benefit Fund, National Institutes of Health, Health and Human Services	075	No Year	8888	000	361,766.98	361,757.87	9.11
Department of Homeland Security							
United States Coast Guard:							
Sport Fish Restoration and Boating Trust Fund, Homeland Security	070	No Year	8147	000	2,224,415,881.71	2,082,929,480.89	141,486,400.82
Oil Spill Liability Trust Fund-Treasury Managed, Homeland Security	070	No Year	8185	000	7,833,154,732.46	7,315,412,692.40	517,742,040.06
General Gift Fund, USCG, Homeland Security	070	No Year	8533	000	1,916,146.38	1,916,146.38	.00
Department of the Interior							
National Park Service:							
Preservation, Birthplace of Abraham Lincoln, National Park Service	014	No Year	8052	000	51,000.00	51,000.00	.00
Bureau of Trust Fund Administration:							

Federal Securities Held as Investments of Government Accounts - Continued

Agency	Account Symbol				Outstanding September 30, 2021	Outstanding September 30, 2020	Net Change September 30, 2020 to September 30, 2021
	AID	POA	MAIN	SUB			
Tribal Trust Fund, Bureau of Trust Funds Administration, Interior	014	No Year	8030	000	96,013,908.25	104,104,864.24	-8,090,955.99
Department of Labor							
Employment and Training Administration:							
Unemployment Trust Fund - Treasury Managed, Labor	016	No Year	8042	000	53,135,035,000.00	50,514,526,000.00	2,620,509,000.00
Office of Workers' Compensation Programs:							
Relief and Rehabilitation, Longshoremen's and Harbor Workers' Compensation Act, as Amended, Labor	016	No Year	8130	000	45,000,000.00	45,000,000.00	.00
Relief and Rehabilitation, Workmen's Compensation Act, within the District of Columbia, Labor	016	No Year	8134	000	900,000.00	2,000,000.00	-1,100,000.00
Department of State							
Administration of Foreign Affairs:							
Foreign Service Retirement and Disability Fund, State	019	No Year	8186	000	20,347,434,000.00	19,980,791,000.00	366,643,000.00
Unconditional Gift Fund, State	019	No Year	8821	000	.00	1,687,658.18	-1,687,658.18
Conditional Gift Fund, General, State	019	No Year	8822	000	26,030,905.98	21,000,000.00	5,030,905.98
Other:							
Israeli Arab Scholarship Program, State	019	No Year	8271	000	4,978,500.00	4,978,500.00	.00
Center for Middle Eastern-Western Dialogue Trust Fund, State	019	No Year	8813	000	10,625,163.17	11,108,577.63	-483,414.46
Eisenhower Exchange Fellowship Program Trust Fund	570	No Year	8276	000	4,083,800.00	7,261,751.20	-3,177,951.20
Department of Transportation							
Federal Aviation Administration:							
Airport and Airway Trust Fund - Treasury Managed, Transportation	069	No Year	8103	000	15,901,898,000.00	7,900,279,000.00	8,001,619,000.00
Federal Highway Administration:							
Highway Trust Fund - Treasury Managed, Transportation	069	No Year	8102	000	12,043,352,643.45	12,080,824,380.76	-37,471,737.31
Department of the Treasury							
Departmental Offices:							
Gifts and Bequests, Treasury	020	No Year	8790	000	1,037,332.26	1,036,813.51	518.75
Bureau of the Fiscal Service:							
Lower Brule Sioux Tribe Terrestrial Wildlife Habitat Restoration Trust Fund, Bureau of the Fiscal Service, Treasury	020	No Year	8207	000	15,890,012.29	15,700,513.09	189,499.20
Cheyenne River Sioux Tribe Terrestrial Wildlife Habitat Restoration Trust Fund, Bureau of the Fiscal Service, Treasury	020	No Year	8209	000	45,405,091.23	45,607,459.15	-202,367.92
Gulf Coast Restoration Trust Fund, Bureau of the Fiscal Service, Treasury	020	No Year	8625	000	1,842,633,000.63	1,680,931,171.39	161,701,829.24
Esther Cattell Schmitt Gift Fund, Bureau of the Fiscal Service, Treasury	020	No Year	8902	000	.00	469,485.13	-469,485.13
Comptroller of the Currency:							
Assessment Funds, Office of the Comptroller of the Currency, Treasury	020	No Year	8413	000	2,089,585,000.00	1,983,365,000.00	106,220,000.00
Department of Veterans Affairs							
Veterans Health Administration:							
General Post Fund, National Homes, Veterans Affairs	036	No Year	8180	000	89,867,633.08	112,165,994.69	-22,298,361.61
Benefits Programs:							
National Service Life Insurance Fund, Veterans Affairs	036	No Year	8132	000	1,476,037,000.00	1,946,187,000.00	-470,150,000.00
United States Government Life Insurance Fund, Veterans Affairs	036	No Year	8150	000	1,538,000.00	1,638,000.00	-100,000.00
Veterans Special Life Insurance Fund, Trust Revolving Fund, Veterans Affairs	036	No Year	8455	000	1,063,595,000.00	1,221,955,000.00	-158,360,000.00
Corps of Engineers							
South Dakota Terrestrial Wildlife Habitat Restoration Trust Fund, Corps of Engineers - Civil	096	No Year	8217	000	116,904,608.45	115,783,517.49	1,121,090.96
Inland Waterways Trust Fund - Treasury Managed, Corps of Engineers - Civil	096	No Year	8861	000	210,412,938.01	112,826,128.61	97,586,809.40
Harbor Maintenance Trust Fund - Treasury Managed, Corps of Engineers - Civil	096	No Year	8863	000	9,123,957,519.68	9,059,600,573.93	64,356,945.75
Other Defense Civil Programs							
Military Retirement:							
Department of Defense Military Retirement Fund	097	No Year	8097	000	1,031,999,890,195.49	916,264,382,522.54	115,735,507,672.95
Educational Benefits:							
Department of Defense, Education Benefits Fund	097	No Year	8098	000	1,008,707,266.62	1,049,889,694.39	-41,182,427.77
Armed Forces Retirement Home:							
Armed Forces Retirement Home Trust Fund, Armed Forces Retirement Home	084	No Year	8522	000	94,862,519.71	93,137,347.59	1,725,172.12
Environmental Protection Agency							

Federal Securities Held as Investments of Government Accounts - Continued

Agency	Account Symbol				Outstanding September 30, 2021	Outstanding September 30, 2020	Net Change September 30, 2020 to September 30, 2021
	AID	POA	MAIN	SUB			
Hazardous Substance Superfund - Treasury Managed. Environmental Protection Agency	068	No Year	8145	000	5,047,805,986.62	4,933,162,700.80	114,643,285.82
Leaking Underground Storage Tank Trust Fund - Treasury Managed, Environmental Protection Agency	068	No Year	8153	000	1,037,121,171.26	895,016,210.67	142,104,960.59
National Aeronautics and Space Administration Endeavor Teacher Fellowship Trust Fund, National Aeronautics and Space Administration	080	No Year	8550	000	340,000.00	340,000.00	.00
Science, Space and Technology Education Trust Fund, National Aeronautics and Space Administration	080	No Year	8978	000	15,127,134.13	14,719,207.91	407,926.22
Office of Personnel Management Civil Service Retirement and Disability Fund, Office of Personnel Management	024	No Year	8135	000	925,846,024,000.00	962,083,238,000.00	-36,237,214,000.00
Employees' Life Insurance Fund, Office of Personnel Management	024	No Year	8424	000	50,151,454,632.68	49,128,580,735.02	1,022,873,897.66
Employees' Health Benefits Fund, Office of Personnel Management	024	No Year	8440	000	27,975,703,491.54	28,328,181,417.40	-352,477,925.86
Retired Employees' Health Benefits Fund, Office of Personnel Management	024	No Year	8445	000	2,611,532.41	2,609,422.85	2,109.56
Social Security Administration Federal Old-Age and Survivors Insurance Trust Fund - Treasury Managed, Social Security Administration	028	No Year	8006	000	2,755,784,664,000.00	2,811,213,290,000.00	-55,428,626,000.00
Federal Disability Insurance Trust Fund - Treasury Managed, Social Security Administration	028	No Year	8007	000	98,032,277,000.00	97,209,481,000.00	822,796,000.00
Independent Agencies Barry Goldwater Scholarship and Excellence in Education Foundation: Trust Fund, Barry Goldwater Scholarship and Excellence in Education Foundation	313	No Year	8281	000	29,706,242.71	70,134,242.71	-40,428,000.00
Corporation for National and Community Service: National Service Trust, Corporation for National and Community Service	485	No Year	8267	000	1,011,629,413.88	185,625,715.74	826,003,698.14
District of Columbia: District of Columbia Courts: District of Columbia Judicial Retirement and Survivor's Annuity Fund, Treasury	020	No Year	8212	000	187,075,227.88	180,195,603.99	6,879,623.89
Harry S Truman Scholarship Foundation: Harry S. Truman Memorial Scholarship Trust Fund, Harry S Truman Scholarship Foundation	372	No Year	8296	000	20,335,512.62	34,125,393.87	-13,789,881.25
James Madison Memorial Fellowship Foundation: James Madison Memorial Fellowship Foundation Trust Fund	381	No Year	8282	000	37,341,082.21	37,341,082.21	.00
Japan-United States Friendship Commission: Japan-United States Friendship Trust Fund, Japan-United States Friendship Commission	382	No Year	8025	000	35,725,735.47	32,525,735.47	3,200,000.00
Morris K. Udall and Stewart L. Udall Foundation: Morris K. Udall and Stewart L. Udall Trust Fund, Morris K. Udall and Stewart L. Udall Foundation	487	No Year	8615	000	31,477,955.55	49,477,955.55	-18,000,000.00
National Archives and Records Administration: National Archives Gift Fund, National Archives and Records Administration	088	No Year	8127	000	6,128,320.66	4,921,406.92	1,206,913.74
National Archives Trust Fund, National Archives and Records Administration	088	No Year	8436	000	3,548,270.56	6,422,810.35	-2,874,539.79
Patient-Centered Outcomes Research Trust Fund: Patient-Centered Outcomes Research Trust Fund	579	No Year	8299	000	36,177,439.19	36,540.35	36,140,898.84
Railroad Retirement Board: Social Security Equivalent Benefit Account, Railroad Retirement Board	060	No Year	8010	000	955,174,000.00	944,036,000.00	11,138,000.00
Railroad Retirement Account, Railroad Retirement Board	060	No Year	8011	000	861,767,000.00	306,847,000.00	554,920,000.00
National Railroad Retirement Investment Trust, Railroad Retirement Board	060	No Year	8118	000	772,837,000.00	486,100,000.00	286,737,000.00
United States Court of Appeals for Veterans Claims: United States Court of Appeals for Veterans Claims Retirement Fund	345	No Year	8290	000	55,815,446.68	51,064,948.84	4,750,497.84
Total, Public Debt Securities					5,355,447,424,816.49	5,226,237,626,708.72	129,209,798,107.77
Total, Agency Securities					1,015,000.00	1,015,000.00	.00

Federal Securities Held as Investments of Government Accounts - Continued

Agency	Account Symbol				Outstanding September 30, 2021	Outstanding September 30, 2020	Net Change September 30, 2020 to September 30, 2021
	AID	POA	MAIN	SUB			
Total, Trust Funds					5,355,448,439,816.49	5,226,238,641,708.72	129,209,798,107.77
Grand Total					6,123,039,671,272.61	5,907,764,195,449.80	215,275,475,822.81

Status of Unappropriated Receipts

Title	Account Symbol	Unappropriated Receipts September 30, 2020	Receipts	Total Receipts	Appropriations	Unappropriated Receipts September 30, 2021
	MAIN					
Special Funds						
Department of Agriculture						
National Forests Fund Receipts	5008	118,387,798.27	55,368,687.39	173,756,485.66	-633,000.00	174,389,485.66
Receipts, Range Betterment Fund	5207	163,836.00	2,741,210.00	2,905,046.00	2,741,210.00	163,836.00
National Forest Lands Under Special Acts	5208	48,170.00	664,000.00	712,170.00	664,000.00	48,170.00
30% of Customs Duties, Funds for Strengthening Markets, Income, and Supply (Section 32)	5209	41,018,272,546.53	25,671,792,798.84	66,690,065,345.37	22,696,566,174.61	44,064,635,170.76
Receipts for Construction of Administrative Improvements--Arizona Land Conveyance, Forest Service	5212	960,692.65	-----	960,692.65	-----	960,692.65
Deposits, Land Exchanges, Forest Service	5216	5,646,845.60	5,868,304.81	11,515,150.41	1,479,966.00	10,035,184.41
ARS Land Sale, Agricultural Research Service	5221	6,303,940.00	-----	6,303,940.00	-----	6,303,940.00
National Grasslands Receipts, Forest Service	5896	60,071,919.25	94,510,904.05	154,582,823.30	-----	154,582,823.30
Total, Department of Agriculture		41,209,855,748.30	25,830,945,905.09	67,040,801,653.39	22,700,818,350.61	44,411,119,302.78
Department of Commerce						
Patent and Trademark Office User Fees	5127	233,528,999.00	-----	233,528,999.00	-----	233,528,999.00
Total, Department of Commerce		233,528,999.00	-----	233,528,999.00	-----	233,528,999.00
Department of Defense--Military Programs						
Deposits, Department of Defense Overseas Military Facility Investment Recovery Account	5193	-68,019.36	-----	-68,019.36	-----	-68,019.36
Deposits, Department of Defense Overseas Military Facility Investment Recovery Account for Air Force	5193	2,370,401.16	-----	2,370,401.16	-----	2,370,401.16
Defense Export Loan Guarantees, Negative Subsidies	5336	26,965.27	-----	26,965.27	-----	26,965.27
Total, Department of Defense--Military Programs		2,329,347.07	-----	2,329,347.07	-----	2,329,347.07
Department of Energy						
Sale of Electric Energy, Bonneville Power Administration, Reclamation Fund, Interior	5000	2,924,688,275.30	270,827,992.02	3,195,516,267.32	198,213,759.27	2,997,302,508.05
Licenses Under Federal Power Act from Public Lands and National Forests, Payment to States	5105	181,431.00	5,687,335.16	5,868,766.16	5,868,766.16	324,178.00
Falcon and Amistad Operating and Maintenance Fund, Energy	5178	10,783,466.30	319,265.92	11,102,732.22	228,000.00	10,874,732.22
Alternative Fuels Production, Department of Energy	5180	3,000,666.65	-----	3,000,666.65	-----	3,000,666.65
SPR Operating Fund, Department of Energy	5276	10,917,521.08	-----	10,917,521.08	-----	10,917,521.08
Proceeds from Sale of Oil, Energy Security and Infrastructure Modernization Fund, Energy	5615	-----	449,999,979.80	449,999,979.80	449,999,979.80	-----
Total, Department of Energy		2,949,571,360.33	726,834,572.90	3,676,405,933.23	654,310,505.23	3,022,419,606.00

Status of Unappropriated Receipts - Continued

Title	Account Symbol	Unappropriated Receipts September 30, 2020	Receipts	Total Receipts	Appropriations	Unappropriated Receipts September 30, 2021
	MAIN					
Department of Health and Human Services						
General Fund Payment, NIH Innovation, CURES Act	5628	-----	404,000,000.00	404,000,000.00	404,000,000.00	-----
General Fund Payment, FDA Innovation, CURES Act	5629	-----	70,000,000.00	70,000,000.00	70,000,000.00	-----
Transfers from Presidential Election Campaign Fund, 10-Year PRIF, National Institutes of Health	5736	16,890,600.00	-----	16,890,600.00	12,600,000.00	4,290,600.00
Total, Department of Health and Human Services		16,890,600.00	474,000,000.00	490,890,600.00	486,600,000.00	4,290,600.00
Department of Homeland Security						
Immigration User Fees, Homeland Security	5087	31,934,406.00	263,684,581.17	295,618,987.17	295,618,987.17	15,030,021.00
H-1B Nonimmigrant Petitioner Account, Homeland Security	5106	172,572,146.00	383,640,270.00	556,212,416.00	556,212,416.00	26,569,996.00
H-1B and L Fraud Prevention and Detection Account	5389	7,540,880.00	120,776,158.79	128,317,038.79	128,317,038.79	7,563,658.00
Penalties, Abandoned Seafarers Fund, Coast Guard, Homeland Security	5677	4,600,000.00	399,999.00	4,999,999.00	-----	4,999,999.00
Fees, CBP Services at User Fees Facilities, U.S. CBP, Homeland Sec	5694	435,002.00	18,163,748.61	18,598,750.61	16,328,630.33	2,270,120.28
Customs Merchandise Processing Fee, United States Customs Service	5695	958,133,561.41	2,974,860,801.86	3,932,994,363.27	2,974,860,801.86	958,133,561.41
Sale of Real Property, U.S. Coast Guard Housing Special Fund, Coast Guard, Homeland Security	5710	6,902,184.08	63,364,047.38	70,266,231.46	61,781,003.00	8,485,228.46
Total, Department of Homeland Security		1,182,118,179.49	3,824,889,606.81	5,007,007,786.30	4,033,118,877.15	1,023,052,584.15
Department of the Interior						
Miscellaneous Interest, Reclamation Fund, Interior	5000	14,763,442,973.32	1,582,431,588.28	16,345,874,561.60	1,229,669,083.23	15,116,239,964.37
Land and Water Conservation Fund, Surplus Process Sales, Forest Service	5005	22,201,019,075.92	977,680,936.44	23,178,700,012.36	1,007,500,416.29	22,176,207,754.07
Receipts from Grazing, Etc., Public Lands Outside Grazing Districts, Bureau of Land Management	5016	2,107,259.91	880,205.43	2,987,465.34	879,527.91	2,158,070.43
Receipts from Grazing, Etc., Public Lands within Grazing Districts, Bureau of Land Management	5032	11,833,156.94	746,188.38	12,579,345.32	1,382,518.46	11,275,630.86
Receipts from Grazing, Etc., Public Lands within Grazing Districts, Miscellaneous, Bureau of Land Management	5044	107,907.74	14,844.65	122,752.39	41,336.89	83,771.50
Recreation, Entrance and Use Fees, National Park Service	5107	704,111.59	-----	704,111.59	-----	704,111.59
Grazing Fees for Range Improvements, Taylor Grazing Act, as Amended	5132	5,200,000.02	7,095,140.55	12,295,140.57	6,525,140.55	5,770,000.02
Sale of Public Land and Materials, 5% Fund to States	5133	44,977.00	1,648,220.15	1,693,197.15	1,693,197.15	93,949.00
Historic Preservation Fund, Receipts, Outer Continental Shelf Lands	5140	3,423,944,762.94	150,000,000.00	3,573,944,762.94	143,970,454.49	3,429,974,308.45
Payment from the General Fund, Cooperative Endangered Species Conservation Fund	5143	690,627,534.00	74,803,110.00	765,430,644.00	23,702,000.00	741,728,644.00
Revenue, Central Valley Project Restoration Fund, Bureau of Reclamation	5173	6,340,607.96	38,703,051.44	45,043,659.40	41,482,139.00	3,561,520.40
Fines, Penalties, and Forfeitures, Migratory Bird, North American Wetlands Conservation Fund, United States Fish and Wildlife Service	5241	7,401,622.59	141,309.72	7,542,932.31	257,841.59	7,299,787.72
Sale of Natural Gas and Oil Shale, 1n3, Bureau of Land Management, Department of Interior	5294	39,435,387.00	-----	39,435,387.00	-----	39,435,387.00
Fees for Glacier Bay National Park, National Park Service	5412	1,364,544.88	-----	1,364,544.88	-----	1,364,544.88
San Joaquin River Restoration Fund Receipts, Bureau of Reclamation,	5537	118,000.00	-----	118,000.00	118,000.00	-----

Status of Unappropriated Receipts - Continued

Title	Account Symbol	Unappropriated Receipts September 30, 2020	Receipts	Total Receipts	Appropriations	Unappropriated Receipts September 30, 2021
	MAIN					
Interior						
Oil and Gas Permit Processing Fee - 15%, Bureau of Land Management, Interior	5573	19,601,825.20	-416,080.00	19,185,745.20	-----	19,185,745.20
Water Storage Enhancement Receipts, Bureau of Reclamation, Interior	5704	157,619,245.00	74,693,462.75	232,312,707.75	-----	232,312,707.75
Fees, National Park Medical Services Fund, National Park Service, Interior	5762	-----	807,124.74	807,124.74	769,457.53	37,667.21
Sale of Public Land and Materials	5881	27,993,791.63	20,344,102.31	48,337,893.94	-----	48,337,893.94
Oregon and California Land-Grant Fund (See 2229 for General Account: 5136 and 5885 for Special Accounts)	5882	50,799,815.56	5,264,375.05	56,064,190.61	-----	56,064,190.61
Receipts from National Grasslands, Bureau of Land Management	5896	1,477,252.11	757,604.32	2,234,856.43	318,544.29	1,932,939.14
Coos Bay Wagon Road Grant Fund (By Years) (See 2229 for General Account and 5898 for Special Account)	5897	756,283.55	-2,433,310.50	-1,677,026.95	-----	-1,677,026.95
Total, Department of the Interior		41,411,940,134.86	2,933,161,873.71	44,345,102,008.57	2,458,309,657.38	41,892,091,561.19
Department of Labor						
Fees, HIRE Vets Medallion Award Fund, Departmental Management, Labor	5623	-----	145,970.00	145,970.00	145,970.00	-----
Total, Department of Labor		-----	145,970.00	145,970.00	145,970.00	-----
Department of Transportation						
Pipeline Safety User Fees, Research and Special Programs Administration	5172	49,918,784.63	144,629,082.64	194,547,867.27	143,170,468.38	51,377,398.89
Aviation Fees, Overflight Fees, Federal Aviation Administration, Transportation	5422	7,028,169.34	-0.34	7,028,169.00	7,028,169.00	-----
Total, Department of Transportation		56,946,953.97	144,629,082.30	201,576,036.27	150,198,637.38	51,377,398.89
Department of the Treasury						
Debt Collection, Federal Receipts, Bureau of the Fiscal Service, Treasury	5445	1,613,296.00	-----	1,613,296.00	1,613,296.00	-----
Total, Department of the Treasury		1,613,296.00	-----	1,613,296.00	1,613,296.00	-----
Corps of Engineers						
Special Recreation Use Fees, Army, Corps of Engineers, Civil	5007	41,589,338.20	66,998,200.04	108,587,538.24	41,589,338.20	66,998,200.04
Hydraulic Mining in California, Tax, Debris Reservoirs	5066	5,004,533.24	79,333.79	5,083,867.03	79,333.79	5,003,006.24
Receipts from Leases of Lands Acquired for Flood Control, Navigation, and Allied Purposes	5090	17,159,842.94	15,470,219.49	32,630,062.43	11,976,426.86	21,336,291.57
Licenses Under Federal Power Act, Improvement of Navigable Waters, Maintenance and Operation of Dams, Etc.	5125	11,668,444.98	10,549,498.35	22,217,943.33	11,668,444.98	11,153,170.35
User Fees, Fund for Non-Federal Use of Disposal Facilities, Corps of	5493	489,355.82	1,659,097.81	2,148,453.63	489,355.82	1,659,097.81

Status of Unappropriated Receipts - Continued

Title	Account Symbol	Unappropriated Receipts September 30, 2020	Receipts	Total Receipts	Appropriations	Unappropriated Receipts September 30, 2021
	MAIN					
Engineers						
Total, Corps of Engineers		75,911,515.18	94,756,349.48	170,667,864.66	65,802,899.65	106,149,766.01
Other Defense Civil Programs						
Concessions Fees, Army National Military Cemeteries, Army	5602	1,236,847.00	-385,475.00	851,372.00	-----	851,372.00
Total, Other Defense Civil Programs		1,236,847.00	-385,475.00	851,372.00	-----	851,372.00
Environmental Protection Agency						
Licensing and Other Services, Environmental Protection Agency	5293	585,088.30	-----	585,088.30	-----	585,088.30
Environmental Services, Environmental Protection Agency	5295	518,165,062.22	27,835,560.03	546,000,622.25	-----	546,000,622.25
User Fees, TSCA Service Fee Fund, Environmental Protection Agency	5664	22,540.00	28,601,849.75	28,624,389.75	25,657,868.80	2,966,520.95
Total, Environmental Protection Agency		518,772,690.52	56,437,409.78	575,210,100.30	25,657,868.80	549,552,231.50
General Services Administration						
Land and Water Conservation Fund, Surplus Property Sales, National Park Service	5005	280,975,410.00	12,188,228.53	293,163,638.53	-----	293,163,638.53
Receipts, Transportation Audit Contracts and Contract Administration, General Services Administration	5250	24,565,176.08	12,742,677.82	37,307,853.90	10,219,068.94	27,845,117.96
Receipts of Rent, Leases and Lease Payments for Government-Owned Real Property, General Services Administration	5254	76,548,698.80	736,176.19	77,284,874.99	395,691.19	77,405,375.80
Receipts, Acquisition Workforce Training Fund, General Services Administration	5381	2,781,824.17	14,186,958.69	16,968,782.86	10,845,021.52	6,123,761.34
Total, General Services Administration		384,871,109.05	39,854,041.23	424,725,150.28	21,459,781.65	404,537,893.63
Social Security Administration						
State Supplemental Fees, Social Security Administration	5419	-----	126,355,498.57	126,355,498.57	126,355,498.57	-----
Administration Fees, Special Benefits for Certain World War II Veterans, Social Security Administration	5555	2,560,632.47	19,272.07	2,579,904.54	-----	2,579,904.54
Total, Social Security Administration		2,560,632.47	126,374,770.64	128,935,403.11	126,355,498.57	2,579,904.54
Independent Agencies						
Registry Fees, Appraisal Subcommittee	5026	4,915,866.20	1,772,565.22	6,688,431.42	2,214,997.00	4,538,161.42
Vietnam Debt Repayment Fund, Vietnam Education Foundation	5365	6,337,104.05	-----	6,337,104.05	-----	6,337,104.05
Fees, Travel Promotion Fund, Corporation for Travel Promotion	5585	438,711,101.30	12,968,820.00	451,679,921.30	63,550,760.00	391,751,554.30
Total, Independent Agencies		449,964,071.55	14,741,385.22	464,705,456.77	65,765,757.00	402,626,819.77

Status of Unappropriated Receipts - Continued

Title	Account Symbol	Unappropriated Receipts September 30, 2020	Receipts	Total Receipts	Appropriations	Unappropriated Receipts September 30, 2021
	MAIN					
Total, Special Funds		88,498,111,484.79	34,266,385,492.16	122,764,496,976.95	30,790,157,099.42	92,106,507,386.53
Trust Funds						
Legislative Branch						
Bequest of Gertrude M. Hubbard, Library of Congress, Principal Account	8022	20,000.00	-----	20,000.00	-----	20,000.00
Total, Legislative Branch		20,000.00	-----	20,000.00	-----	20,000.00
Department of Housing and Urban Development						
Mobile Home Inspection and Monitoring Fees, Manufactured Housing Fees Trust Fund, Housing and Urban Development	8119	14,322,099.30	16,693,200.00	31,015,299.30	13,000,000.00	18,015,299.30
Total, Department of Housing and Urban Development		14,322,099.30	16,693,200.00	31,015,299.30	13,000,000.00	18,015,299.30
Independent Agencies						
Deposits, National Gallery of Art Trust Fund, Permanent Loan	8194	5,000,000.00	-----	5,000,000.00	-----	5,000,000.00
Total, Independent Agencies		5,000,000.00	-----	5,000,000.00	-----	5,000,000.00
Total, Trust Funds		19,342,099.30	16,693,200.00	36,035,299.30	13,000,000.00	23,035,299.30
Total, Unappropriated Receipts		88,517,453,584.09	34,283,078,692.16	122,800,532,276.25	30,803,157,099.42	92,129,542,685.83

Index

4	B	C
<p>400 Years of African-American History Commission, Independent Agencies 557</p> <p style="text-align: center;">A</p> <p>Access Board, Independent Agencies 517</p> <p>Administration for Children and Families, Department of Health and Human Services 229</p> <p>Administration for Community Living, Department of Health and Human Services 234</p> <p>Administration of Foreign Affairs, Department of State 352</p> <p>Administrative Conference of the United States, Independent Agencies 516</p> <p>Administrative Office of the United States Courts, Judicial Branch 68</p> <p>Advisory Council on Historic Preservation, Independent Agencies 516</p> <p>African Development Foundation, International Assistance Programs 476</p> <p>Agency for Healthcare Research and Quality, Department of Health and Human Services 223</p> <p>Agency for International Development, International Assistance Programs 470</p> <p>Agricultural Marketing Service, Department of Agriculture 84</p> <p>Agricultural Research Service, Department of Agriculture 80</p> <p>Alcohol and Tobacco Tax and Trade Bureau, Department of the Treasury 405</p> <p>Alyce Spotted Bear and Walter Soboleff Com. on Native Children, Independent Agencies 557</p> <p>Alyce Spotted Bear and Walter Soboleff Commission on Native Children, Independent Agencies 557</p> <p>American Battle Monuments Commission, Other Defense Civil Programs 437</p> <p>Animal and Plant Health Inspection Service, Department of Agriculture 82</p> <p>Appalachian Regional Commission, Independent Agencies 516</p> <p>Architect of the Capitol, Legislative Branch 50</p> <p>Architectural and Transportation Barriers Compliance Board, Independent Agencies 517</p> <p>Armed Forces Retirement Home, Other Defense Civil Programs 437</p> <p style="text-align: center;">B</p> <p>Barry Goldwater Scholarship and Excellence in Education Foundation, Independent Agencies 517</p> <p>Benefits Programs, Department of Veterans Affairs 419</p>	<p>Botanic Garden, Legislative Branch 54</p> <p>Broadcasting Board of Governors, Independent Agencies 517</p> <p>Buildings and Facilities, Department of Agriculture 104</p> <p>Bureau of Alcohol, Tobacco, Firearms, and Explosives, Department of Justice 332</p> <p>Bureau of Consumer Financial Protection, Independent Agencies 518</p> <p>Bureau of Engraving and Printing, Department of the Treasury 406</p> <p>Bureau of Indian Affairs and Bureau of Indian Education, Department of the Interior 311</p> <p>Bureau of Indian Education, Department of the Interior 296</p> <p>Bureau of Industry and Security, Department of Commerce 121</p> <p>Bureau of Labor Statistics, Department of Labor 347</p> <p>Bureau of Land Management, Department of the Interior 297</p> <p>Bureau of Mines, Department of the Interior 314</p> <p>Bureau of Ocean Energy Management, Department of the Interior 300</p> <p>Bureau of Reclamation, Department of the Interior 302</p> <p>Bureau of Safety and Environmental Enforcement, Department of the Interior 302</p> <p>Bureau of Trust Fund Administration, Department of the Interior 296</p> <p>Bureau of the Census, Department of Commerce 120</p> <p>Bureau of the Fiscal Service, Department of the Treasury 402</p> <p style="text-align: center;">C</p> <p>Capitol Police, Legislative Branch 48</p> <p>Cemeterial Expenses, Other Defense Civil Programs 437</p> <p>Centers for Disease Control and Prevention, Department of Health and Human Services 209</p> <p>Centers for Medicare and Medicaid Services, Department of Health and Human Services 224</p> <p>Central Intelligence Agency, Independent Agencies 519</p> <p>Central Utah Project, Department of the Interior 304</p> <p>Chemical Safety and Hazard Investigation Board, Independent Agencies 519</p> <p>Christopher Columbus Fellowship Foundation, Independent Agencies 519</p> <p>Citizenship and Immigration Services, Department of Homeland Security 255</p> <p>Commission of Fine Arts, Independent Agencies 520</p> <p>Commission on Civil Rights, Independent Agencies 520</p> <p>Commission on Combating Synthetic Opioid Trafficking, Independent Agencies 557</p>	<p>Committee for Purchase from People who are Blind or Severely Disabled, Independent Agencies 520</p> <p>Commodity Futures Trading Commission, Independent Agencies 521</p> <p>Community Planning and Development, Department of Housing and Urban Development 280</p> <p>Comptroller of the Currency, Department of the Treasury 410</p> <p>Congressional Budget Office, Legislative Branch 49</p> <p>Consumer Product Safety Commission, Independent Agencies 522</p> <p>Corporation for National and Community Service, Independent Agencies 522</p> <p>Corporation for Public Broadcasting, Independent Agencies 524</p> <p>Corporation for Travel Promotion, Independent Agencies 524</p> <p>Corps of Engineers 430</p> <p>Corps of Engineers, Corps of Engineers 430</p> <p>Council of Economic Advisers, Executive Office of the President 449</p> <p>Council of the Inspectors General on Integrity and Efficiency, Independent Agencies 524</p> <p>Council on Environmental Quality and Office of Environmental Quality, Executive Office of the President 450</p> <p>Court Services and Offender Supervision Agency for the District of Columbia, Independent Agencies 524</p> <p>Courts of Appeals, District Courts, and Other Judicial Services, Judicial Branch 67</p> <p style="text-align: center;">D</p> <p>Deductions for Offsetting Receipts, African Development Foundation 477</p> <p>Deductions for Offsetting Receipts, Agency for International Development 474</p> <p>Deductions for Offsetting Receipts, Barry Goldwater Scholarship and Excellence in Education Foundation 517</p> <p>Deductions for Offsetting Receipts, Broadcasting Board of Governors 518</p> <p>Deductions for Offsetting Receipts, Bureau of Consumer Financial Protection 519</p> <p>Deductions for Offsetting Receipts, Commission on Civil Rights 520</p> <p>Deductions for Offsetting Receipts, Committee for Purchase from People who are Blind or Severely Disabled 521</p> <p>Deductions for Offsetting Receipts, Commodity Futures Trading Commission 521</p> <p>Deductions for Offsetting Receipts, Consumer Product Safety Commission 522</p>

Index

D	D	D	D
Deductions for Offsetting Receipts, Corporation for National and Community Service	523	Deductions for Offsetting Receipts, Federal Mine Safety and Health Review Commission	535
Deductions for Offsetting Receipts, Corps of Engineers	432	Deductions for Offsetting Receipts, Federal Trade Commission	535
Deductions for Offsetting Receipts, Department of Agriculture	105	Deductions for Offsetting Receipts, General Services Administration	461
Deductions for Offsetting Receipts, Department of Commerce	127	Deductions for Offsetting Receipts, Harry S Truman Scholarship Foundation	536
Deductions for Offsetting Receipts, Department of Defense--Military Programs	164	Deductions for Offsetting Receipts, Institute of Museum and Library Services	536
Deductions for Offsetting Receipts, Department of Education	187	Deductions for Offsetting Receipts, Inter-American Foundation	476
Deductions for Offsetting Receipts, Department of Energy	200	Deductions for Offsetting Receipts, International Security Assistance	468
Deductions for Offsetting Receipts, Department of Health and Human Services	240	Deductions for Offsetting Receipts, International Trade Commission	537
Deductions for Offsetting Receipts, Department of Homeland Security	274	Deductions for Offsetting Receipts, James Madison Memorial Fellowship Foundation	537
Deductions for Offsetting Receipts, Department of Housing and Urban Development	291	Deductions for Offsetting Receipts, Judicial Branch	69
Deductions for Offsetting Receipts, Department of Justice	335	Deductions for Offsetting Receipts, Legislative Branch	62
Deductions for Offsetting Receipts, Department of Labor	349	Deductions for Offsetting Receipts, Military Sales Program	477
Deductions for Offsetting Receipts, Department of State	363	Deductions for Offsetting Receipts, Millennium Challenge Corporation	464
Deductions for Offsetting Receipts, Department of Transportation	387	Deductions for Offsetting Receipts, Morris K. Udall and Stewart L. Udall Foundation	539
Deductions for Offsetting Receipts, Department of Veterans Affairs	424	Deductions for Offsetting Receipts, National Aeronautics and Space Administration	490
Deductions for Offsetting Receipts, Department of the Interior	320	Deductions for Offsetting Receipts, National Archives and Records Administration	540
Deductions for Offsetting Receipts, Department of the Treasury	410	Deductions for Offsetting Receipts, National Capital Planning Commission	540
Deductions for Offsetting Receipts, District of Columbia	525	Deductions for Offsetting Receipts, National Credit Union Administration	541
Deductions for Offsetting Receipts, Election Assistance Commission	528	Deductions for Offsetting Receipts, National Endowment for the Arts	542
Deductions for Offsetting Receipts, Environmental Protection Agency	444	Deductions for Offsetting Receipts, National Endowment for the Humanities	542
Deductions for Offsetting Receipts, Equal Employment Opportunity Commission	529	Deductions for Offsetting Receipts, National Labor Relations Board	542
Deductions for Offsetting Receipts, Executive Office of the President	454	Deductions for Offsetting Receipts, National Science Foundation	495
Deductions for Offsetting Receipts, Export-Import Bank of the United States	530	Deductions for Offsetting Receipts, National Transportation Safety Board	543
Deductions for Offsetting Receipts, Farm Credit Administration	530	Deductions for Offsetting Receipts, Nuclear Regulatory Commission	545
Deductions for Offsetting Receipts, Federal Communications Commission	531	Deductions for Offsetting Receipts, Office of Government Ethics	546
Deductions for Offsetting Receipts, Federal Election Commission	533	Deductions for Offsetting Receipts, Office of Personnel Management	500
Deductions for Offsetting Receipts, Federal Housing Finance Agency	533	Deductions for Offsetting Receipts, Other Commissions and Boards	547
Deductions for Offsetting Receipts, Federal Maritime Commission	534	Deductions for Offsetting Receipts, Other Defense Civil Programs	439
		Deductions for Offsetting Receipts, Patient-Centered Outcomes Research Trust Fund	547
		Deductions for Offsetting Receipts, Peace Corps	476
		Deductions for Offsetting Receipts, Public Defender Service for the District of Columbia	556
		Deductions for Offsetting Receipts, Railroad Retirement Board	550
		Deductions for Offsetting Receipts, Securities and Exchange Commission	551
		Deductions for Offsetting Receipts, Small Business Administration	506
		Deductions for Offsetting Receipts, Smithsonian Institution	552
		Deductions for Offsetting Receipts, Social Security Administration	512
		Deductions for Offsetting Receipts, Surface Transportation Board	553
		Deductions for Offsetting Receipts, United States Interagency Council on Homelessness	555
		Deductions for Offsetting Receipts, United States International Development Finance Corporation	478
		Defense Nuclear Facilities Safety Board, Independent Agencies	525
		Delta Regional Authority, Independent Agencies	525
		Denali Commission, Independent Agencies	525
		Department of Agriculture	74
		Department of Commerce	127
		Department of Defense--Military Programs	132
		Department of Education	187
		Department of Education, Department of Education	178
		Department of Energy	192
		Department of Health and Human Services	240
		Department of Homeland Security	252
		Department of Housing and Urban Development	278
		Department of Justice	335
		Department of Labor	349
		Department of State	363
		Department of Transportation	387
		Department of Veterans Affairs	416
		Department of the Interior	320
		Department of the Interior, Department of the Interior	296

Index

D	E	F			
Department of the Treasury	410	Executive Office of the President, Executive Office of the President	448	Federal Motor Carrier Safety Administration, Department of Transportation	377
Department-Wide Programs, Department of the Interior	318	Executive Operations, Department of Agriculture	76	Federal Permitting Improvement Council, Independent Agencies	557
Departmental Administration, Department of Energy	199	Executive Residence at the White House, Executive Office of the President	448	Federal Permitting Improvement Steering Council, Independent Agencies	557
Departmental Administration, Department of Veterans Affairs	421	Export-Import Bank of the United States, Independent Agencies	529	Federal Prison System, Department of Justice	333
Departmental Management and Operations, Department of Homeland Security	252			Federal Railroad Administration, Department of Transportation	378
Departmental Management, Department of Commerce	118	F		Federal Trade Commission, Independent Agencies	535
Departmental Management, Department of Education	186	FDIC - Office of Inspector General, Independent Agencies	532	Federal Transit Administration, Department of Transportation	381
Departmental Management, Department of Health and Human Services	234	FSLIC Resolution, Independent Agencies	532	Financial Crimes Enforcement Network, Department of the Treasury	402
Departmental Management, Department of Labor	348	Fair Housing and Equal Opportunity, Department of Housing and Urban Development	287	Financing Accounts, Department of Agriculture	105
Departmental Offices, Department of the Interior	314	Family Housing, Department of Defense--Military Programs	158	Financing Accounts, Department of Commerce	128
Departmental Offices, Department of the Treasury	396	Farm Credit Administration, Independent Agencies	530	Financing Accounts, Department of Defense--Military Programs	164
Deposit Insurance, Independent Agencies	531	Farm Credit System Insurance Corporation, Independent Agencies	530	Financing Accounts, Department of Education	187
District of Columbia Courts, Independent Agencies	526	Farm Production and Conservation, Department of Agriculture	105	Financing Accounts, Department of Energy	200
District of Columbia General and Special Payments, Independent Agencies	527	Farm Service Agency, Department of Agriculture	85	Financing Accounts, Department of Health and Human Services	240
District of Columbia, Independent Agencies	525	Federal Aviation Administration, Department of Transportation	370	Financing Accounts, Department of Homeland Security	274
Domestic Nuclear Detection Office, Department of Homeland Security	273	Federal Bureau of Investigation, Department of Justice	331	Financing Accounts, Department of Housing and Urban Development	291
Drug Enforcement Administration, Department of Justice	332	Federal Communications Commission, Independent Agencies	530	Financing Accounts, Department of State	363
		Federal Deposit Insurance Corporation, Independent Agencies	531	Financing Accounts, Department of Transportation	387
E		Federal Drug Control Programs, Independent Agencies	532	Financing Accounts, Department of Veterans Affairs	425
Economic Development Administration, Department of Commerce	119	Federal Election Commission, Independent Agencies	533	Financing Accounts, Department of the Interior	320
Economic Research Service, Department of Agriculture	79	Federal Emergency Management Agency, Department of Homeland Security	269	Financing Accounts, Department of the Treasury	411
Economics and Statistics Administration, Department of Commerce	120	Federal Financial Institutions Examination Council Appraisal Subcommittee, Independent Agencies	533	Financing Accounts, Environmental Protection Agency	445
Educational Benefits, Other Defense Civil Programs	436	Federal Financial Institutions Examination Council, Independent Agencies	533	Financing Accounts, Independent Agencies	558
Election Assistance Commission, Independent Agencies	528	Federal Financing Bank, Department of the Treasury	405	Financing Accounts, International Assistance Programs	479
Employee Benefits Security Administration, Department of Labor	344	Federal Highway Administration, Department of Transportation	372	Financing Accounts, Small Business Administration	506
Employment and Training Administration, Department of Labor	340	Federal Housing Finance Agency, Independent Agencies	533	Fish and Wildlife and Parks, Department of the Interior	306
Energy Programs, Department of Energy	193	Federal Judicial Center, Judicial Branch	68	Food Safety and Inspection Service, Department of Agriculture	83
Environmental Protection Agency	444	Federal Labor Relations Authority, Independent Agencies	534	Food and Drug Administration, Department of Health and Human Services	204
Environmental Protection Agency, Environmental Protection Agency	442	Federal Law Enforcement Training Center, Department of Homeland Security	259	Food and Nutrition Service, Department of Agriculture	97
Environmental and Other Defense Activities, Department of Energy	193	Federal Maritime Commission, Independent Agencies	534	Foreign Agricultural Service, Department of Agriculture	96
Equal Employment Opportunity Commission, Independent Agencies	528	Federal Mediation and Conciliation Service, Independent Agencies	534	Forest Service, Department of Agriculture	99
Executive Office of the President	448	Federal Mine Safety and Health Review Commission, Independent Agencies	535	Forest and Wildlife Conservation, Military Reservations, Other Defense Civil Programs	438
				G	
				General Activities, General Services Administration	459

Index

N	O	O
National Endowment for the Arts, Independent Agencies 541	Occupational Safety and Health Review Commission, Independent Agencies 545	Office of the General Counsel, Department of Agriculture 78
National Endowment for the Humanities, Independent Agencies 542	Office of Administration, Executive Office of the President 450	Office of the Inspector General, Department of Health and Human Services 239
National Highway Traffic Safety Administration, Department of Transportation 377	Office of Chief Financial Officer, Department of Agriculture 104	Office of the Inspector General, Department of Homeland Security 254
National Indian Gaming Commission, Department of the Interior 318	Office of Chief Information Officer, Department of Agriculture 104	Office of the Secretary, Department of Agriculture 74
National Institute of Food and Agriculture, Department of Agriculture 80	Office of Civil Rights, Department of Agriculture 77	Office of the Secretary, Department of Transportation 366
National Institute of Standards and Technology, Department of Commerce 125	Office of Compliance, Legislative Branch 49	Office of the Solicitor, Department of the Interior 317
National Institutes of Health, Department of Health and Human Services 214	Office of Elementary and Secondary Education, Department of Education 178	Office of the Special Trustee for American Indians, Department of the Interior 317
National Labor Relations Board, Independent Agencies 542	Office of English Language Acquisition, Department of Education 180	Office of the United States Trade Representative, Executive Office of the President 452
National Mediation Board, Independent Agencies 543	Office of Federal Contract Compliance Programs, Department of Labor 346	Operation and Maintenance, Department of Defense--Military Programs 135
National Nuclear Security Administration, Department of Energy 192	Office of Federal Student Aid, Department of Education 184	Other Commissions and Boards, Independent Agencies 546
National Oceanic and Atmospheric Administration, Department of Commerce 122	Office of Government Ethics, Independent Agencies 545	Other Defense Civil Programs 439
National Park Service, Department of the Interior 308	Office of Innovation and Improvement, Department of Education 180	Other, Department of State 357
National Protection and Programs Directorate, Department of Homeland Security 267	Office of Inspector General, Department of Agriculture 78	Overseas Private Investment Corporation, International Assistance Programs 475
National Railroad Passenger Corporation Office of Inspector General, Independent Agencies 543	Office of Inspector General, Department of Transportation 385	
National Science Foundation 494	Office of Inspector General, Department of the Interior 317	P
National Science Foundation, National Science Foundation 494	Office of Justice Programs, Department of Justice 334	Patient-Centered Outcomes Research Trust Fund, Independent Agencies 547
National Security Commission on Artificial Intelligence, Independent Agencies 556	Office of Labor Management Standards, Department of Labor 346	Peace Corps, International Assistance Programs 475
National Security Council and Homeland Security Council, Executive Office of the President 450	Office of Lead Hazard Control and Healthy Homes, Department of Housing and Urban Development 287	Pension Benefit Guaranty Corporation, Department of Labor 344
National Security Division, Department of Justice 330	Office of Management and Budget, Executive Office of the President 451	Pipeline and Hazardous Materials Safety Administration, Department of Transportation 383
National Space Council, Executive Office of the President 453	Office of National Drug Control Policy, Executive Office of the President 451	Policy Development and Research, Department of Housing and Urban Development 287
National Technical Information Service, Department of Commerce 125	Office of Navajo and Hopi Indian Relocation, Independent Agencies 546	Postal Service, Independent Agencies 547
National Telecommunications and Information Administration, Department of Commerce 126	Office of Personnel Management 498	Power Marketing Administration, Department of Energy 198
National Transportation Safety Board, Independent Agencies 543	Office of Personnel Management, Office of Personnel Management 498	Presidio Trust, Independent Agencies 548
Natural Resources Conservation Service, Department of Agriculture 88	Office of Postsecondary Education, Department of Education 182	Privacy and Civil Liberties Oversight Board, Independent Agencies 548
Neighborhood Reinvestment Corporation, Independent Agencies 544	Office of Science and Technology Policy, Executive Office of the President 452	Procurement, Department of Defense--Military Programs 144
Northern Border Regional Commission, Independent Agencies 544	Office of Special Counsel, Independent Agencies 546	Program Support Center, Department of Health and Human Services 237
Nuclear Regulatory Commission, Independent Agencies 544	Office of Special Education and Rehabilitative Services, Department of Education 180	Public Debt Retirement, Department of the Treasury 411
Nuclear Waste Technical Review Board, Independent Agencies 545	Office of Surface Mining Reclamation and Enforcement, Department of the Interior 301	Public Defender Service for the District of Columbia, Independent Agencies 556
	Office of Vocational and Adult Education, Department of Education 182	Public and Indian Housing Programs, Department of Housing and Urban Development 278
O	Office of Workers' Compensation Programs, Department of Labor 344	
Occupational Safety and Health Administration, Department of Labor 347		R
		Radiation Exposure Compensation, Department of Justice 330

Index

R		T		W	
Railroad Retirement Board, Independent Agencies	548	The White House, Executive Office of the President	448	Water and Science, Department of the Interior	302
Real Property Activities, General Services Administration	458	Trade and Development Agency, International Assistance Programs	475		
Refunds of Receipts, Department of the Treasury	411	Transportation Security Administration, Department of Homeland Security	257		
Research, Development, Test, and Evaluation, Department of Defense--Military Programs	151	Trust Funds, Department of Defense--Military Programs	162		
Retiree Health Care, Other Defense Civil Programs	436				
Revolving and Management Funds, Department of Defense--Military Programs	161	U			
Risk Management Agency, Department of Agriculture	85	U.S. Customs and Border Protection, Department of Homeland Security	261		
Rural Business - Cooperative Service, Department of Agriculture	93	U.S. Patent and Trademark Office, Department of Commerce	125		
Rural Development, Department of Agriculture	90	Unanticipated Needs, Executive Office of the President	453		
Rural Housing Service, Department of Agriculture	91	United States Coast Guard, Department of Homeland Security	264		
Rural Utilities Service, Department of Agriculture	95	United States Court of Appeals for Veterans Claims, Independent Agencies	554		
S		United States Court of Appeals for the Federal Circuit, Judicial Branch	66		
Saint Lawrence Seaway Development Corporation, Department of Transportation	382	United States Court of International Trade, Judicial Branch	66		
Science and Technology, Department of Homeland Security	272	United States Enrichment Corporation Fund, Independent Agencies	554		
Securities and Exchange Commission, Independent Agencies	551	United States Fish and Wildlife Service, Department of the Interior	306		
Selective Service System, Other Defense Civil Programs	438	United States Geological Survey, Department of the Interior	305		
Senate, Legislative Branch	42	United States Holocaust Memorial Museum, Independent Agencies	554		
Small Business Administration	504	United States Institute of Peace, Independent Agencies	555		
Small Business Administration, Small Business Administration	504	United States Interagency Council on Homelessness, Independent Agencies	555		
Smithsonian Institution, Independent Agencies	551	United States International Development Finance Corporation, International Assistance Programs	478		
Social Security Administration	510	United States Mint, Department of the Treasury	406		
Social Security Administration, Social Security Administration	510	United States Parole Commission, Department of Justice	327		
Special Assistance Initiatives, International Assistance Programs	479	United States Railway Association, Independent Agencies	556		
Special Assistance to the President and the Official Residence of the Vice President, Executive Office of the President	449	United States Secret Service, Department of Homeland Security	256		
State Justice Institute, Independent Agencies	553	United States Sentencing Commission, Judicial Branch	69		
Substance Abuse and Mental Health Services Administration, Department of Health and Human Services	222	United States Tax Court, Legislative Branch	59		
Supply and Technology Activities, General Services Administration	458				
Supreme Court of the United States, Judicial Branch	66	V			
Surface Transportation Board, Independent Agencies	553	Veterans Health Administration, Department of Veterans Affairs	416		
T		Vietnam Education Foundation, Independent Agencies	556		
Tennessee Valley Authority, Independent Agencies	553				
		W			
		Wage and Hour Division, Department of Labor	346		